

# ELASTIC CRFS FOR OPEN-ONTOLOGY SLOT FILLING

Yinpei Dai<sup>†\*</sup>, Yichi Zhang<sup>†\*</sup>, Zhijian Ou<sup>†</sup>, Yanmeng Wang<sup>‡</sup>, Junlan Feng<sup>‡</sup>

<sup>†</sup>Speech Processing and Machine Intelligence (SPMI) Lab, Tsinghua University, China

<sup>‡</sup>China Mobile Research Institute

{dyp16, zhangyic17}@mails.tsinghua.edu.cn, ozj@tsinghua.edu.cn, {wangyanmeng, fengjunlan}@chinamobile.com

## ABSTRACT

Slot filling is a crucial component in task-oriented dialog systems, which is to parse (user) utterances into semantic concepts called slots. An ontology is defined by the collection of slots and the values that each slot can take. The widely-used practice of treating slot filling as a sequence labeling task suffers from two drawbacks. First, the ontology is usually pre-defined and fixed. Most current methods are unable to predict new labels for unseen slots. Second, the one-hot encoding of slot labels ignores the semantic meanings and relations for slots, which are implicit in their natural language descriptions. These observations motivate us to propose a novel model called elastic conditional random field (eCRF), for open-ontology slot filling. eCRFs can leverage the neural features of both the utterance and the slot descriptions, and are able to model the interactions between different slots. Experimental results show that eCRFs outperforms existing models on both the in-domain and the cross-domain tasks, especially in predictions of unseen slots and values.

**Index Terms**— Open ontology, slot filling, conditional random fields, dialog systems

## 1. INTRODUCTION

Slot filling [1, 2] is a crucial component in task-oriented dialog systems, which is to parse (user) utterances into semantic concepts in terms of a set of named entities called slots. The example in Fig.1 contains slots `time` and `movie`. In parsing, some span in the utterance is identified as the slot value for some slot, e.g. here “6 pm” is marked for the slot `time`. An ontology, which describes the scope of semantics that the dialog system can process, is defined by the collection of slots and the values that each slot can take. A widely-used practice for slot filling is to introduce the IOB tags [3] and assign a label to each token in the utterance. A label, e.g. `B-time`, is a combination of the slot name and one of the IOB tags. These labels are then used to identify the values for different slots from the utterance. In this manner, slot filling is treated as a sequence labeling task, as illustrated in Fig.1, for which the two dominant classes of methods are based on recurrent neural networks (RNNs) [1] and conditional random fields (CRFs) [4] respectively. This practice has been widely employed for slot filling [2, 5] and many other similar sequence labeling problems [6]. However, this practice suffers from two drawbacks.

First, currently most slot filling methods are unable to predict new labels for unseen slots. The ontology is usually pre-defined and fixed. It is difficult to accommodate new semantic concepts (slots)

Utterance	6	pm	for	the	movie	called	avatar
Slot labels	B-time	I-time	O	O	O	O	B-movie

Fig. 1. An example of slot filling in the movie domain

in slot filling. However, users may often add new semantic concepts in a domain and dialog systems are expected to work across an increasingly wide range of domains. Thus it is highly desirable for slot filling models to be able to handle new slots, whether in-domain or cross-domain, with least expense after trained on a certain domain. In this paper, we are interested in developing such open-ontology slot filling, which means that the collection of slots and values is open-ended for slot filling. Second, in current slot filling models [5, 7], slot labels are generally encoded as one-hot vectors. However, slot labels are not merely discrete classes. There are natural language descriptions for each slot, e.g. the description “number of people” for the slot `#people`. This one-hot encoding ignores the semantic meanings and relations for slots, which are implicit in their natural language descriptions and useful for slot filling.

There are prior efforts to address the above two drawbacks. The difficulty of transferring between domains could be partly alleviated with multi-task learning [8, 9, 10], by performing joint learning on multiple domains. Practically, varying only the last output layer for different domains and sharing the parameters of the rest layers has to shown to be a successful approach [11]. In this approach, the slot filling model can leverage all available multi-domain data and transfer to handle those slots with sparse training data. But basically, this multi-task learning approach is unable to predict labels for zero-shot slots (namely those slots that are unseen in training data and whose values are unknown). It can be seen that this difficulty is also related to the drawback of using one-hot encoding of slot labels, which hinders the exploitation of semantic relations and shared statistical properties between different slots. A recent work in [12] proposes to utilize slot label descriptions towards zero-shot slot filling, by introducing slot encodings from natural language descriptions. Basically, they use RNN based sequence labeling, taking the slot encoding vector as an additional conditional input and outputting the IOB tags in each position. Sequence labeling is made independently for all slots. Though with promising results, there are two shortcomings. First, independent sequence labeling may make conflict predictions. Second, interactions between slots are ignored in sequence labeling.

CRFs have been shown to be one of the most successful approaches to sequence labeling, especially in capturing interactions between labels. A widely used form is to implement a CRF layer on top of features generated by a RNN [1]. These recent neural CRFs are different from conventional CRFs, which mainly use discrete indicator features. But these recent CRFs still work with a closed-set of labels. In this paper, we propose a novel neural CRF model, called elastic CRF (eCRF), towards open-set sequence labeling (hence elastic), by leveraging label descriptions inspired from [12].

\* These authors contributed equally to this work. Correspondence to: Z. Ou. Supported by NSFC 61473168, Ministry of Education and China Mobile joint funding MCM20170301.

The eCRFs turn out to be powerful models for open-ontology slot filling. Intuitively, the node potentials of eCRFs combine the neural features of both the utterance and the slot descriptions, and the edge potentials model the interactions between different slots. In the experiments, we make use of the Google simulated dataset [13], and re-split the dataset according to the in-domain task and the cross-domain task, which focus on the challenge of handling unseen values and unseen slots respectively. The results show that eCRFs significantly outperforms not only a BiLSTM baseline but also the concept tagger (CT) in [12] for both tasks, especially in predictions of unseen slots and values.

In Section 2, we describe the dataset and task formulations. The new eCRF models are detailed in Section 3. Section 4 presents the experiments. Section 5 discusses related work, followed by a conclusion in Section 6.

## 2. DATASET AND TASKS

In the experiments, we use the recent Google simulated dataset<sup>1</sup> as our main dataset. It is collected by the Machines Talking To Machines (M2M) self-play schema [13]. Two domains, restaurant and movie, are chosen. There are two common slots, i.e. time and date, in both domains, and around 40% out-of-vocabulary (OOV) rate in the test sets. However, since this dataset is not originally built for the open-ontology slot filling, the number of unseen values in the testing set is very limited. In order to properly use this dataset for the study, we designed two different tasks, the in-domain task and the cross-domain task, and accordingly re-split the whole dataset into new training and testing sets.

**In-domain task.** Towards the in-domain task, we aim to evaluate various models for handling unknown values given all slots known. For each domain, we re-split the whole dataset by fixing the ratio between the number of types of values in training and testing. Suppose the sets of all values occurred in training set and testing set are  $V_{train}$  and  $V_{test}$  respectively, we define the value-ratio between training and testing as  $|V_{train}| : |V_{test} - V_{train}|$ . Three value-ratios are chosen for model evaluations, that is, 75:25, 50:50 and 25:75.

**Cross-domain task.** For the cross-domain task, we aim to evaluate various models for handling unknown slots. Similar to the zero-shot multi-domain learning [12], we train the model on one domain and evaluate it on the other domain. The common slots of the two domains are treated as known slots while other slots as unknown.

**Validation setting.** After determining the training and testing sets, a validation set is randomly extracted from the training set, satisfying two conditions: (1) the ratio between the total number of utterances in the new training set and validation set is 4:1, and (2) around 50% of the validation set contains unseen slots or values with respect to the new training set. In this way, a reasonable validation set is constructed so that model training can be monitored for stopping for open-ontology prediction.

## 3. PROPOSED MODEL

Our new model presents an extension from existing neural CRFs [14, 15]. Existing neural CRFs in many other sequence labelling tasks are restricted with a fixed set of labels, e.g. *PERSON*, *LOCATION*, *ORGANIZATION*, *MISC* in the NER task, and thus can not be applied for open-ontology slot filling. To overcome this shortcoming, we propose a novel framework called elastic conditional random field (eCRF), which consists of three parts. (1) A *slot description*

*encoder* is employed to encode the slot descriptions into semantic embeddings, then (2) a BiLSTM is used to extract contextual neural features, and finally (3) the outputs of both the slot description encoder and the BiLSTM are combined to define a novel potential function in the CRF. The main framework of eCRF is illustrated in Fig.3 and each part is detailed in the following subsections.

### 3.1. Slot description encoder

Let  $X = (x_1, x_2, \dots, x_n)$  denote the input user utterance,  $D^i = (d_1^i, d_2^i, \dots)$  denote the description<sup>2</sup> of slot  $s^i$ . The main task is to find all possible text spans in  $X$  as values for each  $s^i$ . We still use the IOB tagging scheme as in [3]. Let ‘B’, ‘I’, ‘O’ denote the IOB tags. The slot description encoder takes all slot descriptions as input, and outputs distributed representations for all possible combinations of the IOB tags and the slot descriptions, such as ‘O’, ‘B + D<sup>1</sup>’, ‘I + D<sup>1</sup>’, ‘B + D<sup>2</sup>’, ‘I + D<sup>2</sup>’, .... We denote the set of these combined slot labels as  $\mathcal{S}$ . A function  $e(\cdot) \in \mathbb{R}^d$  is used to denote the output vector from the slot description encoder as follows:

$$\begin{aligned} e(B + D^i) &= FC \left( f(D^i) \oplus emb(B) \right) \\ e(I + D^i) &= FC \left( f(D^i) \oplus emb(I) \right) \\ e(O) &= FC \left( \vec{0} \oplus emb(O) \right) \end{aligned}$$

where  $FC(\cdot)$  denotes a one-hidden-layer full-connected network,  $f(\cdot)$  an encoder that maps the descriptions into semantic embeddings. In this paper, we use a simple averaging function of all word embeddings in  $D^i$  as in [12].  $emb(\cdot)$  is an embedding lookup function for the IOB tags and  $\oplus$  denotes the concatenation operation. Note that for  $e(O)$ , we use a zero vector  $\vec{0}$  with the same size as the output vector of  $f(\cdot)$  since the ‘O’ tag should be independent of any  $D^i$ . A difference between our slot description encoder and that in [12] is that we leverage the embeddings of the IOB tags, so that the dependencies between tags in different slot labels are modeled.

### 3.2. BiLSTM feature extractor

Bidirectional long short term memory (BiLSTM) has been widely utilized in sequence models to capture the contextual semantic feature of input sentences [14, 16]. In eCRF, we also exploit BiLSTMs to extract the contextual neural features. Through concatenating the hidden states from both forward and backward pass, we acquire the distributed representations of contextual features  $H = (h_1, h_2, \dots, h_n)$ , in which each  $h_i \in \mathbb{R}^d$ .

### 3.3. Elastic CRF (eCRF) labeler

Let  $Y = (y_1, y_2, \dots, y_n)$  denote the output sequence of slot labels, where  $y_i \in \mathcal{S}$ . Then the potential function of our elastic neural CRF is defined as follows:

$$\Psi(Y, W) = \sum_{i=1}^n e(y_i)^T h_i + \sum_{i=1}^{n-1} e(y_i)^T W e(y_{i+1})$$

where  $W \in \mathbb{R}^{d \times d}$  is a learnable matrix. The potential function consists of two items. The first term, called the node potential, calculates semantic similarity of the slot descriptions and the extracted contextual features. The second term, called the edge potential, captures

<sup>1</sup><https://github.com/google-research-datasets/simulated-dialogue>

<sup>2</sup>In our experiment, slot descriptions are simple complementary phrases, e.g. ‘number of people’ for the slot #people, ‘theatre name’ for the slot theatre.name. But other richer expression can be used.

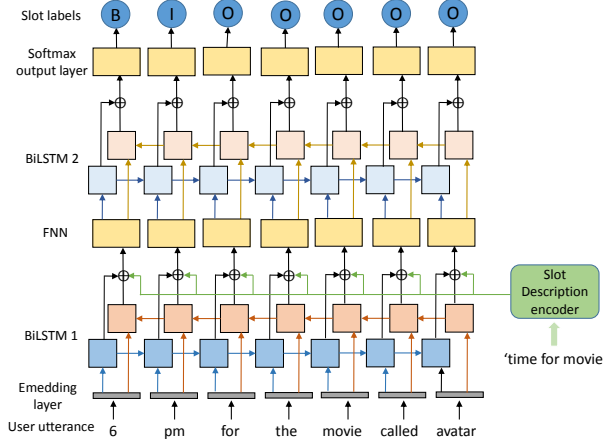


Fig. 2. Concept Tagging (CT) Model [12]

interactions between the slot labels through a bilinear calculation. Then, the likelihood of eCRF is defined as follows:

$$p(Y|X, D) = \frac{\exp(\Psi(Y, X))}{\sum_{Y'} \exp(\Psi(Y', X))}$$

The eCRF is trained by conditional maximum likelihood (CML), and we use Viterbi decoding for inference as follows:

$$\hat{Y} = \underset{y'_1, \dots, y'_n \in \mathcal{S}}{\operatorname{argmax}} p(y'_1, \dots, y'_n | X, D)$$

In our experiment, we employ the pre-train trick [17] to speed up model learning. Namely we first mask the edge potential term and train only with the node potential term, then add the edge potentials in training.

## 4. EXPERIMENTS

### 4.1. Baselines

In this paper, we compare our eCRF model with the concept tagging model proposed in [12], and a simple BiLSTM-based tagging model.

**Concept tagging (CT) model.** As shown in Fig.2, the CT model employs a slot description encoder that takes the slot descriptions as input without the IOB tags. A one-layer BiLSTM is used to extract the contextual features of user utterances. The contextual features and the description encoder outputs are concatenated and sent to a feedforward neural network (FNN). This is followed by another one-layer BiLSTM. Finally, a softmax layer is used to calculate the distribution over slot labels. Since the slot descriptions are already used as conditional inputs, the output slot label set only consists of three labels, i.e. ‘I’, ‘B’, ‘O’. In both training and testing, the descriptions of each slot are iteratively fed into the model and evaluated separately.

**BiLSTM tagging (BT) model.** The BT model is a simplified version of the CT model, by removing the second BiLSTM layer. As shown in the following experiment results, this second BiLSTM layer plays an important role in transforming the contextual features and slot label features, which largely improves the performance.

### 4.2. Experimental setup

In our experiment, the vocabulary size is 1264. We use the open tool<sup>3</sup> to train the GloVe embeddings on the whole dataset. The dimension of all word embeddings and the IOB tags are set as 50. The

<sup>3</sup><https://github.com/stanfordnlp/GloVe>

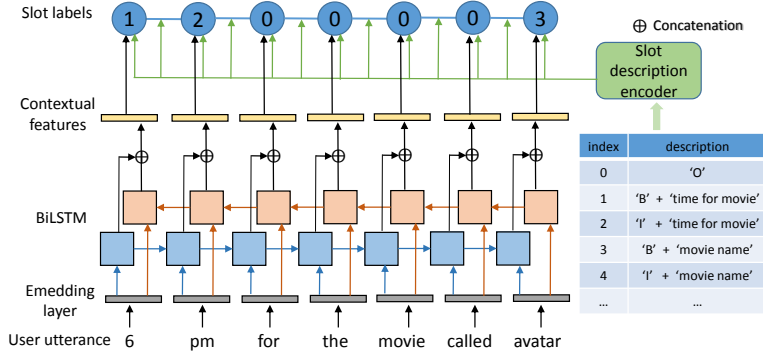


Fig. 3. Elastic CRF (eCRF) Model

concatenated hidden size of all BiLSTMs are set as 100. The FNNs in CT and BT model consist of one hidden layer with 100 units. For the pre-training of eCRFs, the edge potential is added in training after 2000 steps. All models are trained with Adam [18] optimization method with the learning rate as 0.001. Early-stopping is employed on the validation set to prevent over-fitting. For both CT and BT model, we leverage oversampling that sets the ratio of positive and negative samples as 1:1 and train the model with a minibatch size of 10. For eCRFs, we set the minibatch size as 1. All the codes are implemented with Tensorflow[19].

### 4.3. In-domain task results

As described in Section 2, for the in-domain tasks, we re-organized the whole dataset into three different new datasets with increasing prediction difficulties, by setting the value-ratio between training and testing as 75:25, 50:50 and 25:75. Table 1 shows the average exact-matching accuracies for known values, unknown values, and total values on the testing set for each model.

The results demonstrate that eCRFs clearly outperform the BT models in all conditions. Though slightly worse than the CT models on known values, eCRFs achieve much better results than the CT models in terms of accuracies for unknown values. And the superiority becomes larger as the value-ratio in testing set becomes higher. Therefore, in terms of accuracies for total values, eCRFs achieve the best overall performances.

### 4.4. Cross-domain task results

For the cross-domain tasks, we train models on one domain and test on the other. The common slots such as time, date are treated as known slots while the rest as unknown slots, such as theatre.name, restaurant.name. The evaluation metrics are the average exact-matching accuracies for values from known slots, unknown slots and total slots on the target domain. As shown in Table 2, eCRFs outperform other models in all conditions. In the cross-domain tasks, although there are some overlapping between the known slots on the two domains, the user utterances are different in expressing those slots and values. These results demonstrate that our eCRFs have greater generalization ability.

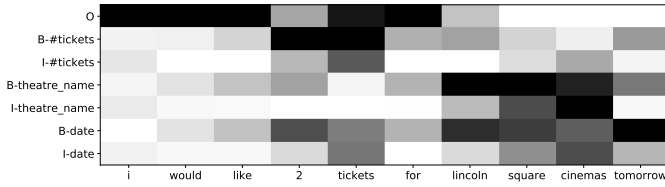
Fig. 4, 5, 6 show the prediction results for the same utterance on the movie domain with the eCRF and CT models. Fig.4 illustrates the predicted scores with only node potentials for eCRFs, while Fig.5 gives the predicted scores with both node and edge potentials. It can

Domain	Value-ratio Train: Test	Average accuracy for known values			Average accuracy for unknown values			Average accuracy for total values		
		BT	CT	eCRF	BT	CT	eCRF	BT	CT	eCRF
sim-R	75:25	0.959±0.020	<b>0.993±0.005</b>	0.982±0.007	0.555±0.122	0.753±0.108	<b>0.791±0.047</b>	0.765±0.069	0.862±0.060	<b>0.875±0.026</b>
	50:50	0.968±0.017	<b>0.994±0.002</b>	0.984±0.011	0.361±0.083	0.474±0.066	<b>0.618±0.058</b>	0.639±0.048	0.677±0.042	<b>0.754±0.035</b>
	25:75	0.967±0.041	<b>0.999±0.001</b>	0.985±0.009	0.365±0.034	0.441±0.035	<b>0.516±0.036</b>	0.554±0.016	0.575±0.030	<b>0.624±0.027</b>
sim-M	75:25	0.951±0.034	0.982±0.005	<b>0.984±0.003</b>	0.843±0.009	0.876±0.066	<b>0.905±0.011</b>	0.914±0.018	0.930±0.037	<b>0.953±0.005</b>
	50:50	0.941±0.028	<b>0.982±0.009</b>	0.975±0.017	0.655±0.024	0.723±0.076	<b>0.841±0.024</b>	0.803±0.014	0.840±0.040	<b>0.910±0.017</b>
	25:75	0.948±0.024	<b>0.991±0.003</b>	0.988±0.005	0.519±0.034	0.611±0.030	<b>0.682±0.035</b>	0.662±0.027	0.718±0.021	<b>0.784±0.023</b>

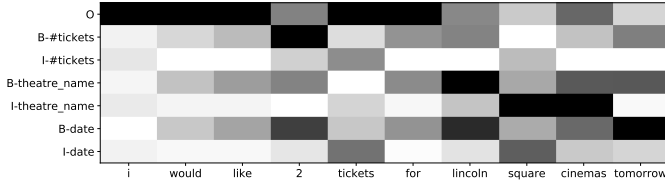
**Table 1.** Results for the in-domain tasks: average exact matching accuracies for known values, unknown values and total values for three models. Models are BiLISM tagging (BT) model, concept tagging (CT) model [12] and elastic CRF (eCRF). Sim-R and sim-M are the domains of restaurant and movie respectively. For each domain, three ratios between the number of types of values in training and testing are chosen to re-split the whole dataset to train models.

Train domain	Test domain	Average accuracy for known slots			Average accuracy for unknown slots			Average accuracy for total slots		
		BT	CT	eCRF	BT	CT	eCRF	BT	CT	eCRF
sim-M	sim-R	0.980±0.025	0.974±0.009	<b>0.988±0.004</b>	0.136±0.045	0.121±0.077	<b>0.243±0.009</b>	0.502±0.036	0.491±0.044	<b>0.566±0.007</b>
sim-R	sim-M	0.814±0.064	0.915±0.013	<b>0.926±0.024</b>	0.165±0.040	0.246±0.017	<b>0.377±0.031</b>	0.508±0.035	0.599±0.006	<b>0.667±0.020</b>

**Table 2.** Results for the cross-domain tasks: average exact matching accuracies for values from known slots, unknown slots and total slots on test domain for three models.



**Fig. 4.** Potential scores with only node potentials in eCRFs for the cross-domain task. The darker the color, the higher the potential score.

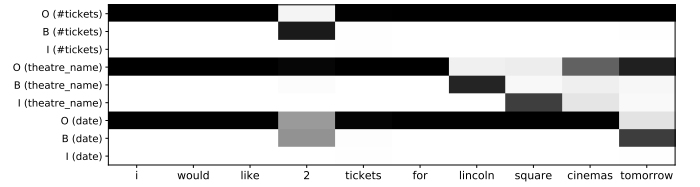


**Fig. 5.** Potential scores with both node and edge potentials in eCRFs for the cross-domain task.

be seen that the boundaries of slot labels for some slots are mistakenly placed in Fig.4, e.g. the value “*lincoln square cinemas*” for the unknown slot *theatre\_name* is falsely predicted as two values “*lincoln*” and “*square cinemas*”. When taking both node and edge potentials into account, correct predictions are obtained for all the three slots as shown in Fig.5. The output probabilities of slot labels for the CT model are shown in Fig.6. Although the CT model gives the right prediction for the known slot *date* and unknown slot *#tickets*, it mistakenly predicts the value for the unknown slot *theatre\_name* as “*lincoln square*”, as it fails to learn the semantic relations between slot labels.

## 5. RELATED WORK

One line of related work is zero-shot learning [20]. The term *open-ontology* referred in this paper is an rephrase of zero-shot in the context of developing dialog systems. Zero-shot learning has been applied in some spoken language understanding tasks. [21] leverages the intent embeddings to detect new intent labels which are not included in the training data. [12] exploits the slot label descriptions to parse the novel semantic frames for domain scaling. [22] extends the natural language generation module to generalize the responses into unseen domain via latent action matching. These studies have



**Fig. 6.** Probabilities of the IOB labels for each slot in the CT model.

utilized natural language descriptions of the labels, and by constructing the semantic encoder to take the label descriptions as inputs, any new labels in the testing phrase can still be predicted by the model. Our eCRFs also use this semantic encoder structure. However, unlike processing each label description separately in [12], eCRFs are trained and tested by jointly exploiting all possible slot descriptions at one time. Thus it could capture relations between slot labels and relieve the burden of adjusting oversampling ratio.

Another line of related work is models for slot filling. CRFs have been extensively applied in traditional slot filling task [16, 23], but are restricted with a fixed set of labels. With the progress of deep learning, state-of-art slot filling methods usually utilize BiLSTM networks [9, 24, 25]. Extended models, such as encoder-decoder [5], memory network [26] are explored. Motivated by the BiLSTM-CRF architecture [14, 16, 15], our eCRFs combines the representation power of deep neural networks and dependency modeling ability of CRFs, together with a newly-designed potential function.

## 6. CONCLUSIONS

In this paper we propose a novel model named elastic conditional random field (eCRF) for open-ontology slot filling task. The natural language descriptions of slots and (user) utterances are encoded into the same semantic embedding space to implement the node and edge potentials. We recompute the Google simulated dataset and demonstrate that eCRFs achieve better performance on both in-domain tasks and cross-domain tasks than existing models.

There are interesting future works to further enhance the parsing ability and adaptation capacity of eCRFs: (1) encoding the descriptions of more semantic labels including the intent labels, domain labels and action labels for better generalization, and (2) upgrading the CRF architecture with a slot label language model that can capture long-range dependencies between labels.

## 7. REFERENCES

- [1] Ye Yi Wang, Li Deng, and A Acero, “Spoken language understanding,” *Signal Processing Magazine IEEE*, vol. 22, no. 5, pp. 16–31, 2005.
- [2] Grgoire Mesnil, Yann Dauphin, Kaisheng Yao, Yoshua Bengio, Li Deng, Dilek Hakkani-Tur, Xiaodong He, Larry Heck, Gokhan Tur, and Dong Yu, “Using recurrent neural networks for slot filling in spoken language understanding,” *IEEE/ACM Transactions on Audio Speech & Language Processing*, vol. 23, no. 3, pp. 530–539, 2015.
- [3] L. A. Ramshaw and M. P. Marcus, *Text Chunking Using Transformation-Based Learning*, Springer Netherlands, 1999.
- [4] John D. Lafferty, Andrew McCallum, and Fernando C. N. Pereira, “Conditional random fields: Probabilistic models for segmenting and labeling sequence data,” in *ICML*, 2001.
- [5] Bing Liu and Ian Lane, “Attention-based recurrent neural network models for joint intent detection and slot filling,” in *Interspeech*, 2016.
- [6] Erik F Tjong Kim Sang and Fien De Meulder, “Introduction to the conll-2003 shared task: Language-independent named entity recognition,” in *HLT-NAACL*, 2003.
- [7] Bing Liu and Ian Lane, “Recurrent neural network structured output prediction for spoken language understanding,” in *Proc. NIPS Workshop on Machine Learning for Spoken Language Understanding and Interactions*, 2015.
- [8] Abhinav Rastogi, Dilek Z. Hakkani-Tür, and Larry P. Heck, “Scalable multi-domain dialogue state tracking,” *2017 IEEE Automatic Speech Recognition and Understanding Workshop (ASRU)*, pp. 561–568, 2017.
- [9] Dilek Hakkani-Tr, Gokhan Tur, Asli Celikyilmaz, Yun Nung Chen, Jianfeng Gao, Li Deng, and Ye Yi Wang, “Multi-domain joint semantic frame parsing using bi-directional rnn-lstm,” in *InterSpeech*, 2016.
- [10] Nikola Mrksic, Diarmuid Ó Séaghdha, Blaise Thomson, Milica Gasic, Pei hao Su, David Vandyke, Tsung-Hsien Wen, and Steve J. Young, “Multi-domain dialog state tracking using recurrent neural networks,” in *ACL*, 2015.
- [11] Aaron Jaech, Larry P. Heck, and Mari Ostendorf, “Domain adaptation of recurrent neural networks for natural language understanding,” in *INTERSPEECH*, 2016.
- [12] Ankur Bapna, Gökhan Tür, Dilek Z. Hakkani-Tür, and Larry P. Heck, “Towards zero-shot frame semantic parsing for domain scaling,” in *INTERSPEECH*, 2017.
- [13] Pararth Shah, Dilek Z. Hakkani-Tür, Gökhan Tür, Abhinav Rastogi, Ankur Bapna, Neha Nayak, and Larry P. Heck, “Building a conversational agent overnight with dialogue self-play,” *CoRR*, 2018.
- [14] Xuezhe Ma and Eduard Hovy, “End-to-end sequence labeling via bi-directional lstm-cnns-crf,” in *ACL*, 2016.
- [15] Guillaume Lample, Miguel Ballesteros, Sandeep Subramanian, Kazuya Kawakami, and Chris Dyer, “Neural architectures for named entity recognition,” in *NAACL-HLT*, 2016.
- [16] Tao Chen, Ruifeng Xu, Yulan He, and Xuan Wang, “Improving sentiment analysis via sentence type classification using bilstm-crf and cnn,” *Expert Systems with Applications*, vol. 72, pp. 221–230, 2017.
- [17] David Belanger and Andrew McCallum, “Structured prediction energy networks,” in *ICML*, 2016.
- [18] Jimmy. Kingma, Diederik & Ba, “Adam: A method for stochastic optimization,” *International Conference on Learning Representations*, 2014.
- [19] Martn Abadi, Paul Barham, Jianmin Chen, Zhifeng Chen, Andy Davis, Jeffrey Dean, Matthieu Devin, Sanjay Ghemawat, Geoffrey Irving, and Michael Isard, “Tensorflow: A system for large-scale machine learning,” in *OSDI*, 2016.
- [20] Hugo Larochelle, Dumitru Erhan, and Yoshua Bengio, “Zero-data learning of new tasks,” in *AAAI*, 2014.
- [21] Yun Nung Chen, Dilek Hakkani-Tr, and Xiaodong He, “Zero-shot learning of intent embeddings for expansion by convolutional deep structured semantic models,” in *ICASSP*, 2016.
- [22] Tiancheng Zhao and Maxine Eskénazi, “Zero-shot dialog generation with cross-domain latent actions,” in *SIGDIAL*, 2018.
- [23] Puyang Xu and Ruhi Sarikaya, “Convolutional neural network based triangular crf for joint intent detection and slot filling,” in *ASRU*, 2014, pp. 78–83.
- [24] Gakuto Kurata, Bing Xiang, Bowen Zhou, and Mo Yu, “Leveraging sentence-level information with encoder lstm for semantic slot filling,” in *EMNLP*, 2016.
- [25] Ngoc Thang Vu, Pankaj Gupta, Heike Adel, and Hinrich Schtze, “Bi-directional recurrent neural network with ranking loss for spoken language understanding,” in *ICASSP*, 2016.
- [26] Yun Nung Chen, Dilek Hakkani-Tr, Gokhan Tur, Jianfeng Gao, and Li Deng, “End-to-end memory networks with knowledge carryover for multi-turn spoken language understanding,” in *InterSpeech*, 2016.