

Smoothed Analysis of the Art Gallery Problem

Michael Gene Dobbins¹, Andreas Holmsen², and Tillmann Miltzow³

¹Department of Mathematical Sciences, Binghamton University

²Department of Mathematical Sciences, KAIST

³Department of Information and Computing Sciences, Utrecht University

Abstract

In the Art Gallery Problem we are given a polygon $P \subset [0, L]^2$ on n vertices and a number k . We want to find a guard set G of size k , such that each point in P is *seen* by a guard in G . Formally, a guard g sees a point $p \in P$ if the line segment gp is fully contained inside P .

The only, currently known, correct algorithm to solve the Art Gallery Problem exactly, uses algebraic methods [27, 28]. Due to the recent result that the Art Gallery Problem is $\exists\mathbb{R}$ -complete [3], it seems unlikely that algebraic methods can be avoided for any exact algorithm. On the other hand, any example that requires irrational coordinates, or has a unique solution is *vulnerable*, to small perturbations, i.e. loses that property after a random perturbation. Furthermore, it took more than four decades to come up with an example where irrational coordinates are required [2]. Lastly, there is a series of papers that implement algorithms that give optimal solutions to medium sized simulated instances (5000 vertices) [24]. The history and practical findings therefore indicate that irrational coordinates are a “very rare” phenomenon to find in an optimal solution. In this paper we give a theoretical explanation.

Next to worst case analysis, Smoothed Analysis gained popularity to explain the practical performance of algorithms, even if they perform badly in the worst case. Smoothed Analysis is an interpolation between average case analysis and worst case analysis. The idea is to study the expected performance on small perturbations of the *worst* input. The performance is measured in terms of the magnitude δ of the perturbation and the input size. We consider four different models of perturbation. ((**a**) Minkowski-Inflation, (**b**) Edge-Inflation, (**c**) Edge-Perturbation, and (**d**) Vertex-Perturbation.) We show that the expected number of bits to describe optimal guard positions equals

$$(\mathbf{a}), (\mathbf{b}), (\mathbf{c}) \ O\left(\log\left(\frac{nL}{\delta}\right)\right), \quad (\mathbf{d}) \ O\left(\log\left(\frac{nL}{\delta\beta}\right)\right),$$

per guard, where the value β denotes the minimum of the interior and exterior angle of the polygon. This shows from a theoretical perspective that rational guards with small bit-complexity are *typical*. Note that describing the guard position is the bottleneck to show NP-membership. To illustrate our findings more, we consider a *discrete* model of Edge-Inflation. We can show that the resulting instances can be solved with high probability in non-deterministic polynomial time, by the *Naive Algorithm*. The Naive Algorithm guesses the correct guard positions and checks if they are guarding the entire polygon. As a simple corollary, we can show that there is an algorithm that solves the Art Gallery Problem in expected non-deterministic polynomial time on a Turing Machine, however, that algorithm uses algebraic methods with small probability. In a *continuous* model of perturbation, we show that the Naive Algorithm runs in expected non-deterministic time, but spends an additional $O(n^4)$ time on a *real RAM*, in order to check that the guards are correct. Avoiding the real RAM is impossible for continuous perturbations as the coordinates of the vertices of the resulting polygons are given by real numbers. As a corollary, we show correctness of an approximation algorithm in the smoothed analysis setting.

The significance of our results is that algebraic methods are not needed to solve the Art Gallery Problem in *typical* instances. This is the first time an $\exists\mathbb{R}$ -complete problem was analyzed by Smoothed Analysis.

1 Introduction

Definition of the Art Gallery Problem In the Art Gallery Problem we are given a polygon P and a number k . We want to find a guard set G of size k , such that each point in P is *seen* by a guard in G . Formally, a guard g sees a point $p \in P$ if the line segment gp is fully contained inside P . We usually denote the vertices of P by v_1, \dots, v_n , and the number of vertices by n .

1.1 Brief history of the Art Gallery Problem

The Art Gallery Problem has been one of the core problems in Computational Geometry ever since its introduction by Victor Klee in 1973. Much of its popularity may stem from the metaphor, referring to an actual gallery, with actual guards. However, bear in mind that the problem is, although motivated by practice, a theoretical one about visibility and geometric set-cover. One of the earliest results states that any polygon on n vertices can be guarded by $\lfloor n/3 \rfloor$ guards, and sometimes that many guards are needed [20]. A beautiful five line proof of this fact was given by Steve Fisk [33].

A significant amount of the literature on the Art Gallery Problem studies variants of the problem, but to survey these results lies outside the scope of this paper. Variants can be defined by restricting the position of the guards, restricting the shape of the polygon, and altering the notion of visibility. The majority of results either give combinatorial results or study algorithmic aspects. Recently, Bhattacharya, Ghosh and Pal announced a breakthrough, where they reported a constant factor-approximation algorithm for the case when the guards are restricted to lie on the vertices [12]. For further references we recommend the survey and books on the Art Gallery Problem and visibility problems in general [51, 53].

Regarding the classical variant, surprisingly little is known. In 1979 appeared a linear time algorithm to guard a polygon with one guard [44], and an $O(n^4)$ algorithm to guard a polygon with two guards appeared in the 1991 Master thesis of Belleville [10, 11]. Up until 2002 it was not even known whether the Art Gallery Problem is decidable. Decidability of the Art Gallery Problem was pointed out by Micha Sharir, who showed how to encode the Art Gallery Problem into the first order theory of the reals [27, See Acknowledgment]. As there exist algorithms to decide the first order theory of the reals, the Art Gallery Problem is decidable [7]. In particular, the algorithm runs in $n^{O(k)}$ time, where n is the number of vertices and k is the number of guards. (Here, we assume that every vertex is encoded using $O(\log n)$ bits.) It was also shown that the Art Gallery Problem is $W[1]$ -hard, and not solvable in time $f(k)n^{o(k/\log k)}$, for any computable function f unless the Exponential Time Hypothesis fails [13]. (The Exponential Time Hypothesis states essentially that 3SAT on N variables cannot be solved in $2^{o(N)}$.) This indicates that the running time of Sharir’s algorithm is best possible, but it does not resolve the question, whether algebraic methods are required.

The first approximation algorithm was established by Bonnet and Miltzow in 2016. Using some mild assumptions, they showed that a fine grid contains a solution that is at most a factor 9 away from the optimum [14]. Combined with a result of Efrat and Har-Peled [28], this yielded the first approximation algorithm for the Art Gallery Problem.

From the complexity perspective the problem was studied almost exclusively from the perspective of NP-hardness and inapproximability [4, 29, 43, 66], while the question of NP-membership was rarely asked. A first doubt of NP-membership was raised in 2017, when Abrahamsen, Adamaszek and Miltzow showed that there exists polygons with vertices given by integer coordinates, that can be guarded by three guards, in which case some guards must necessarily have irrational coordinates [2]. (It is an open problem whether irrational guards may be required for polygons which can be guarded by two guards.)

Shortly after, the same authors could show that the Art Gallery Problem is complete for the complexity class $\exists\mathbb{R}$ [3]. $\exists\mathbb{R}$ -completeness can also be stated as follows. The Art Gallery Problem is equivalent, under polynomial time reductions, to deciding whether a system of polynomial equations has a solution. This implies that it seems unlikely that the algebraic algorithms used by Sharir to solve the Art Gallery Problem can be avoided, to give optimal solutions in the *worst case*. We will discuss the complexity class $\exists\mathbb{R}$ later in more detail. Assuming $\text{NP} \neq \exists\mathbb{R}$, we can conclude that the Art Gallery Problem is not contained in NP.

While those theoretical results are quite negative, the history and practical experiences tell a more positive story. First of all, it took more than four decades before an example could be found that requires

irrational guards [2]. Moreover, that example is highly vulnerable to small perturbations, meaning that small perturbations lead to a polygon that can be guarded optimally by guards with rational coordinates. Regarding the practical study of the Art Gallery Problem, we want to point out that several researchers have implemented heuristics, that were capable of finding optimal solutions for a large class of simulated instances [5, 15–17, 21, 22, 24, 34, 42]. Even up to 5000 vertices.

Let us point out that several researchers have asked whether the Art Gallery Problem requires irrational coordinates [1, 24, 32, 35, 59]. While Abrahamsen, Adamaszek and Miltzow [2, 3] gave a negative answer for the worst case scenario, we give a positive answer for *typical* instances.

We summarize that there is a large discrepancy between the theoretical findings that the Art Gallery Problem is $\exists\mathbb{R}$ -complete and the practical observation that there *usually* exists an optimal solution with rational coordinates. Our results explain this discrepancy.

1.2 Background on the Existential Theory of the Reals: $\exists\mathbb{R}$

A new complexity class began to emerge around the existential theory of the reals in the 1980s [68], and more recently the notation $\exists\mathbb{R}$ was introduced along with the formal definition [62].¹ The class $\exists\mathbb{R}$ is the class of all decision problems that are many-one reducible in polynomial time to deciding whether a given polynomial $Q \in \mathbb{Z}[x_1, \dots, x_n]$ has a real root, i.e. a solution $x \in \mathbb{R}^n$ such that $Q(x) = 0$. From the field of real algebraic geometry [7], we know that

$$\text{NP} \subseteq \exists\mathbb{R} \subseteq \text{PSPACE}.$$

At its core, hardness for $\exists\mathbb{R}$ provides an explanation for why some problems may not lie in NP.

One of the most famous algorithmic questions is the recognition of *segment intersection graphs*. Here, we are given a graph and we are asked to decide whether there exists a set of segments which represent the graph in the following way: every segment represents a vertex of the graph and two segments intersect if and only if their corresponding vertices are adjacent. It is easy to believe that the problem lies in NP. By a simple perturbation argument, it can be assumed that all coordinates of segment endpoints are represented by integers, and as long as the number of bits needed to represent them can be bounded by some polynomial, we would be done. Indeed, Matoušek [47] comments that

“Serious people seriously conjectured that the number of digits can be polynomially bounded—but it cannot.”

Indeed McDiarmid and Müller have shown that the number of bits needed to represent certain families of segment intersection graphs is at least $2^{\Omega(n)}$ [48]. Similar large coordinate phenomena have been observed also for other geometric problems [37]. However, this does not exclude that those respective problems lie in NP, as it may be possible to describe a different certificate of polynomial size. Indeed recognition of string graphs is in NP [54, 55, 63, 64], although there are families which require an exponential number of crossings in any string representation [41].

The complexity class $\exists\mathbb{R}$ provides a tool to give much more compelling arguments that a problem may not lie in NP than merely observing that the naive way of placing the problem into NP does not work. Indeed various problems have been shown to be $\exists\mathbb{R}$ -complete [18, 19, 26, 36, 39, 45, 57, 62, 67] and thus either non of them lie in NP or all of them do.

Another important aspect of $\exists\mathbb{R}$ -complete problems is that we have no chance of solving even small instances (with the current methods), as the constants in the known algebraic algorithms are too large.

Most relevant in our context is the $\exists\mathbb{R}$ -completeness that was shown by Abrahamsen, Adamaszek and Miltzow in 2017 [3]. In 1987, O’Rourke [51, page 232] commented on the NP-membership in his famous book on the Art Gallery Problem as follows:

¹Previously, ETR (Existential Theory of the Reals) had been used ambiguously to refer to the formal language, the corresponding decision problem, or its algorithmic complexity.

“The usual first step in a proof of NP-completeness is to show that the problem is a member of the class of NP problems, that is, solvable via a non-deterministic algorithm in polynomial time (...). Often this is easy, merely requiring a demonstration that a solution “guessed” by a non-deterministic program can be checked in polynomial time. (...) however, it is unclear how to establish this.”

The $\exists\mathbb{R}$ -completeness implies that there is no algorithm, which runs in polynomial non-deterministic time and can solve the Art Gallery Problem always, unless $\text{NP} = \exists\mathbb{R}$. This result is our main motivation, to see if there is a simple algorithm that solves the Art Gallery Problem. As we don’t expect that such an algorithm is correct in the worst case, we turn our attention to different ways to analyze algorithms.

1.3 Smoothed Analysis

Some algorithms perform much better than predicted by their worst case analysis. The most famous example seems to be the Simplex-Algorithm. It is an algorithm that solves linear programming efficiently in practice, although it is known that there are instances for seemingly all variants of the algorithm that take an exponential amount of time (see for instance [40]). There are several possible ways to explain this behavior. For example, it could be that all practical instances have some structural properties, which we have not yet discovered. We could imagine that a more clever analysis of the Simplex-Algorithm would yield that it runs in polynomial time, assuming the property is presented. To the best of our knowledge such a property has not yet been identified. Another approach would be to argue that worst case examples are just very “rare in practice”. The problem with this approach is that it is difficult to formalize.

Average Case Analysis The first approach is to assume that a “practical instance” is drawn uniformly at random from all possible instances. This is also called average case analysis. The first problem with this approach is that we have to choose a probability space. The second problem is that practical instances are often highly structured. For instance, planar graphs play an important role in many situations, but almost never appear if each edge is drawn randomly with probability $1/2$. The third problem is that it only says that a big portion of the probability space behaves nicely, but there might still be a big region in the space of instances which is really bad. And maybe that region is actually of practical relevance.

Smoothed Analysis The second approach is a nice combination of the average case and the worst case analysis and generally referred to as Smoothed Analysis, as it *smoothly* interpolates between the two. It was developed by Spielman and Teng [69], who introduced the field in their celebrated seminal paper “Smoothed Analysis of algorithms: Why the simplex algorithm usually takes polynomial time”. Both authors received the Gödel Prize in 2008, and the paper was one of the winners of the Fulkerson Prize in 2009. In 2010 Spielman received the Nevanlinna Prize for developing Smoothed Analysis.

The smoothed expected running time can be defined as follows: Let us fix some δ , which describes the maximum magnitude of perturbation. We denote by $(\Omega_\delta, \mu_\delta)$ a corresponding probability space where each $x \in \Omega_\delta$ defines for each instance I a new ‘perturbed’ instance I_x . We denote by $T(I_x)$, the time to solve the instance I_x . Now the smoothed expected running time of instance I equals

$$T_\delta(I) = \mathbb{E}_{x \in \Omega_\delta} T(I_x) = \int_{x \in \Omega_\delta} T(x) \mu_\delta(x).$$

If we denote by Γ_n the set of instances of size n , then the smoothed running time equals:

$$T_{\text{smooth}}(n) = \max_{I \in \Gamma_n} \mathbb{E}_{x \in \Omega_\delta} T(I_x).$$

Roughly speaking this can be interpreted as saying, that not only do the majority of instances have to behave nicely, but actually in every neighborhood the majority of instances behave nicely. The expected running time is measured in terms of n and δ . If the expected running time is small in terms of $1/\delta$ then this means

that difficult instances are *fragile* with respect to perturbations. This serves as theoretical explanation why such instances may not appear in practice.

It is not a priori clear how this probability space Ω_δ should be defined. It is easy, if our object is a point in Euclidean space and proximity can be defined by Euclidean distance, but less obvious if your object is a permutation or a polygonal region in the plane.

Although the concept of Smoothed Analysis is more complicated than simple worst case analysis, it is a new success story in theoretical computer science. It could be shown that various algorithms actually run in polynomial time, explaining very well their practical performance.

One of the highlights is an analysis of the Nemhauser-Ullmann Algorithm [49] for the knapsack problem running in smoothed polynomial time [8]. Those results could be generalized, yielding that every binary optimization problem can be solved in smoothed polynomial time if and only if it can be solved in pseudopolynomial time [9]. Other famous examples are the Smoothed Analysis of k -means algorithm [6], the 2-OPT TSP local search algorithm [30], and the local search algorithm for MaxCut [31]. Recently, the smoothed number of faces on the convex hull of a point set was analyzed under Gaussian noise [25]. The currently best analysis of the Simplex Algorithm yields a running time of $O(d^2 \sqrt{\log n} \sigma^{-2} + d^5 \log^{3/2} n)$, with d the number of variables, σ^2 the variance of Gaussian noise, and n the number of constraints [23]. We refer the interested reader to surveys, mini-courses, and lecture notes [46, 58, 60, 61].

1.4 Defintions

We now define the models of perturbation which we find relevant for the Art Gallery Problem. See Figure 1 for an illustration. We will also explicitly state our assumptions on the underlying polygons. For all our probability spaces Ω_δ , we are using the uniform distribution.

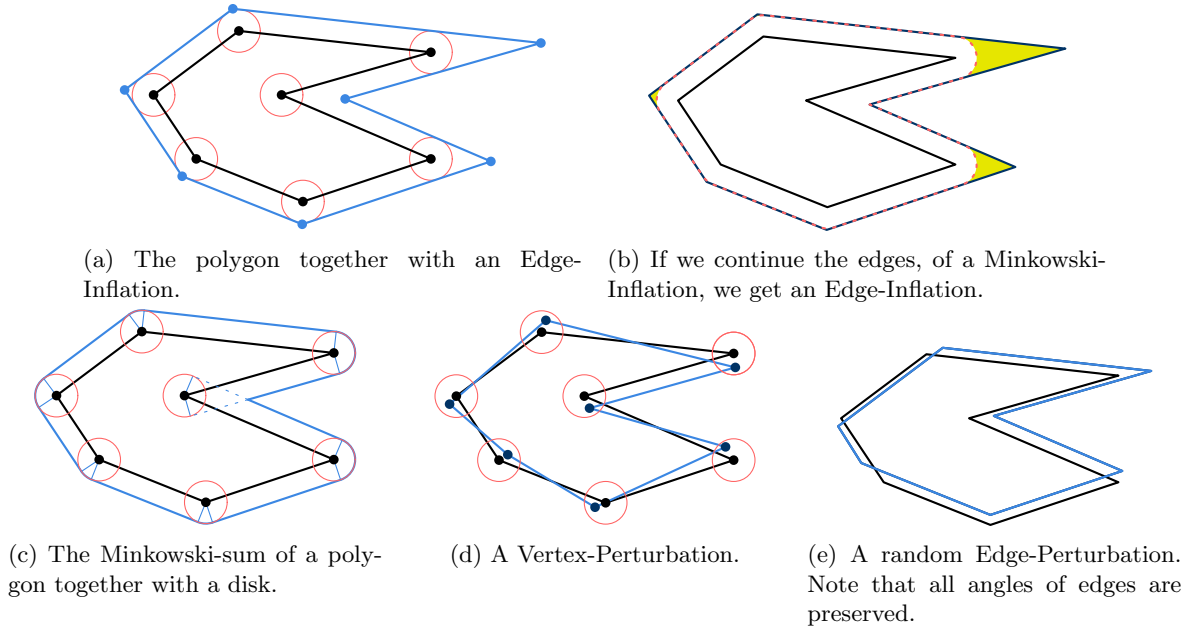


Figure 1: Overview, over various models, how a polygon can be perturbed.

Vertex-Perturbation Given a polygon P on n vertices v_1, \dots, v_n and a vector $u = (u_1, \dots, u_{2n}) \in \mathbb{R}^{2n}$, we denote by P_u the polygon with vertices $v'_i = v_i + (u_{2i-1}, u_{2i})$. We say that $u \in \mathbb{R}^{2n}$ represents a *Vertex-Perturbation* of magnitude δ , if for every i holds that $u_{2i-1}^2 + u_{2i}^2 \leq \delta^2$. See Figure 1d for an illustration. We define the corresponding probability space as $\Omega_\delta = \text{disk}(\delta)^n$. (We define $\text{disk}(\delta) = \{x \in \mathbb{R}^2 : x_1^2 + x_2^2 \leq \delta^2\}$.)

Minkowski-Inflation Given a polygon P on n vertices v_1, \dots, v_n and a number $t \in \mathbb{R}$, we denote by $P_t = P \oplus \text{disk}(t) \subseteq \mathbb{R}^2$ the Minkowski-Inflation of P by t , see Figure 1c. We say the magnitude of the inflation is at most δ in case that $t \leq \delta$. We define the corresponding probability space as $\Omega_\delta = [0, \delta]$. Recall that given two sets $A, B \subset \mathbb{R}^2$, the Minkowski-sum is defined as $A \oplus B = \{x + y \in \mathbb{R}^2 : x \in A \text{ and } y \in B\}$.

Edge-Inflation Let P and P' be polygons on the same number of vertices. We say edge e is *shifted* in polygon P' , if there is a corresponding edge e' in P' and e and e' are parallel. The shift has *magnitude* t , if the distance of the supporting lines of e and e' is t . We distinguish between a shift to the *outside* and to the *inside* in the obvious way. We say P_t is an *Edge-Inflation* of P if every edge of P is shifted by t to the outside in P_t . See Figure 1a. We say the magnitude of the inflation is at most δ in case that $t \leq \delta$. We define the corresponding probability space as $\Omega_\delta = [0, \delta]$.

We also define a *discrete probability space* $\Omega_{\delta,q} = \{\frac{i\delta}{q} : 0 \leq i \leq q-1\} \subseteq [0, \delta]$. Here $q \in \mathbb{N}$ indicates the *granularity* of the perturbation. Furthermore, we assume $\delta \in \mathbb{Q}$. Consider the example of the triangle Δ on the vertices $(0,0), (1,0), (0,1)$. Note that for any rational number $r \in \mathbb{Q}$ holds that the Edge-Inflation Δ_r does not have rational coordinates. However, it is easy to give an explicit description of the coordinates, using radicals, i.e., square-roots.

Edge-Perturbation Given a polygon P and $(t_1, \dots, t_n) = v \in [-\delta, \delta]^n = \Omega_\delta$, we define the Edge-Perturbation P_v by shifting the i -th edge of the polygon P by t_i , either inside or outside. (Depending on the sign of t_i .) See Figure 1e for an illustration.

Pointedness Given a polygon P we define the *pointedness* $\beta = \beta(P)$ as follows: Let α be the smallest interior or exterior angle of P , then $\beta = \alpha/8$. We assume that the interior or exterior angle does not change by more than a factor of 2 by any perturbation considered in this paper. This can be achieved by having the perturbation sufficiently small. As a consequence of this assumption every interior and exterior angle will be always at least 4β for any Vertex-Perturbation that we consider.

The Naive Algorithm The Naive Algorithm is guessing non-deterministically those coordinates, with a minimum number of bits needed to describe an optimal guard set. Thereafter the Naive Algorithm checks if those guessed guards are indeed guarding the entire polygon. The Naive Algorithm will fail in case that there is no way to guard the given polygon optimally by guards whose coordinates can be described by rational numbers. In that case, we say that the running time is infinite.

Assumptions and Model of Computation In this paper we are working with two different models of computation, which is a consequence of the model of perturbation that we are using.

In the first model, we are using a continuous model of perturbation. In that case, the polygon is described by real numbers. Consequently, we assume that we can do computations on the real RAM. It is crucial however that the non-deterministic part of the computation cannot guess real numbers, but only rational numbers. We measure the non-deterministic time of the algorithm in terms of the number of bits that are needed to represent the rational numbers that are guessed by the algorithm.

In the second model, we are using a discrete model of perturbation. In this setting, we are assuming that the vertices of the input polygon can be described by rational numbers. However, this does not lead always to rational vertices of the perturbed polygon, as we pointed out above. Nevertheless, as we will argue, we can do all basic operations on a word RAM.

Otherwise we are not making any assumptions on the polygons themselves. In particular, the polygon may have holes. However, note that if the perturbation is too large in comparison to the polygon, then the perturbed polygon may not be well-defined. This does not cause any serious issues since Smoothed Analysis usually applies in settings where the perturbation is thought of as relatively small. So without defining this formally, we will throughout the entire paper assume that the perturbation is sufficiently small, such that the perturbation defines a polygon. In case of Minkowski-Inflation, the output region is *not* a polygon anymore. We can still reason about it, by making the assumption that we can do basic operations (like computing

visibility regions and determine if a point is inside the regions, etc.). Although, the Minkowski-Inflation is an important technical step for us, it is not the most important perturbation model. Thus, we will not discuss how realistic these assumptions are.

1.5 Results

Our main result states that typical instances do not require irrational guards and the expected number of bits per guard is logarithmic. The result establishes that algebraic methods are *not* needed in typical instances.

Theorem 1 (Bit-complexity). *Let P be a polygon, suppose $P \subset [0, L]^2$ for some positive integer L , and let β denote the pointedness of P . If $\delta > 0$ is the magnitude of a*

(a) Minkowski-Inflation (b) Edge-Inflation (c) Edge-Perturbation (d) Vertex-Perturbation,
then the expected number of bits per guard to describe an optimal solution equals

$$(a),(b),(c) \ O\left(\log\left(\frac{nL}{\delta}\right)\right) \quad (d) \ O\left(\log\left(\frac{nL}{\delta\beta}\right)\right).$$

As a simple corollary of the proof, we get that a fine grid of expected width $w = 2^{O(\log(nL/\delta))} = (nL/\delta)^{O(1)}$ will contain an optimal guarding set. This may appear at first sight as a *candidate set* of polynomial size, however recall that the vertices are given in binary and thus L may be exponential in the input size.

Theorem 1 leads immediately to a non-deterministic polynomial time algorithm for the Art Gallery Problem in the Smoothed Analysis model. However, we still need the real RAM to test if the guard positions are correct.

Theorem 2 (Expected NP-time). *Let P be a polygon, suppose $P \subset [0, L]^2$ for some positive integer L , and let β denote the pointedness of P . If $\delta > 0$ is the magnitude of a*

(a) Minkowski-Inflation (b) Edge-Inflation (c) Edge-Perturbation (d) Vertex-Perturbation,
then the Naive Algorithm runs in expected

$$(a),(b),(c) \ O\left(n \log\left(\frac{nL}{\delta}\right)\right) \quad (d) \ O\left(n \log\left(\frac{nL}{\delta\beta}\right)\right)$$

non-deterministic time. Furthermore, the algorithm takes an additional $O(n^4)$ deterministic time on a real RAM.

To avoid the real RAM, we switch to a discrete model of perturbation and focus solely on the Edge-Inflation. Note that we know that some instances of the Art Gallery Problem require irrational guards and the Naive Algorithm would have an infinite running time. Thus we cannot expect to acquire a finite expected running time over a finite probability space.

Theorem 3 (NP-time With High Probability). *Let P be a polygon and suppose $P \subset [0, L]^2$ for some positive integer L . If $\delta > 0$ is the magnitude of a **discrete** Edge-Inflation with granularity q sufficiently large ($q > \frac{2n}{p}$ is sufficient), then the Naive Algorithm runs with probability $1 - p$ in $O(n \log \frac{Ln}{\delta p})$ non-deterministic time and some additional polynomial deterministic time on an ordinary Turing Machine.*

Note that the dependence on n, L, δ and β are in each case logarithmic. This is unusual compared to other running times derived in Smoothed Analysis. Usually the dependence is $(1/\delta)^c$, where c is some constant, which is not always very small. The dependence on $1/\delta$ can be interpreted as how fragile the hard instances are to perturbations, and here, a logarithmic dependence indicate that they are exponentially more fragile than in other settings where Smoothed Analysis has been applied.

More important than the analysis itself, is the fact that this is the first time any exact algorithm, without using algebraic methods, could be shown to work correctly in a generally accepted theoretical model. We hope that our analysis will inspire researchers to find ways to show that also other (more practical) algorithms are correct in the Smoothed Analysis model or a different model.

If we choose p from Theorem 3 sufficiently small, only a small fraction of the instances cannot be solved by the Naive Algorithm. If we use algebraic methods for those instances, we easily get an algorithm that runs in expected non-deterministic polynomial time.

Theorem 4 (NP-time). *Let P be a polygon and suppose $P \subset [0, L]^2$ for some positive integer $L = n^{O(1)}$. If $\delta > 0$ is the magnitude of a **discrete** Edge-Inflation with granularity q sufficiently large ($q > n^{\Omega(n)}$ is sufficient), then there is an algorithm that runs in expected non-deterministic polynomial time on an ordinary Turing Machine.*

Note that although Smoothed Analysis is a fairly involved concept, the proofs are relatively simple.

It is tempting to think that one could improve the result by scaling the polygon such that it fits into a unit square. Note that in this case one also has to scale down the perturbation by the same magnitude and one obtains the same result.

As a corollary, we can see that a fine grid contains an optimal solution in the Smoothed Analysis setting. Efrat and Har-Peled gave an approximation algorithm to a variant where guards are restricted to a grid [28]. We repeat their theorem, reformulated and simplified slightly. Let $OPT(P)$ be an optimal guarding set of the polygon P , and let $OPT(P, C)$ denote the optimal way to guard the polygon P , under the restriction that all guards need to lie on points in C . (We will only consider sets C , which are guarding P .) We say a polygon is *simple* if it does not contain any hole.

Theorem (Efrat & Har-Peled [28]). *Given a simple polygon P with n vertices, one can spread a grid Γ inside P , and compute a guard set of size $O(|OPT(P, \Gamma)| \cdot \log |OPT(P, \Gamma)|)$. The expected running time of the algorithm is $O(n^3 \log^2 n \log^2 \Delta)$, where Δ is the ratio between the diameter of the polygon and the grid width. The algorithm runs on a real RAM.*

Note that the theorem does not assume that $|OPT(P, \Gamma)|$ and $|OPT(P)|$ are related. Due to this gap, the algorithm was not known to be an approximation algorithm of the optimum. Bonnet and Miltzow filled this gap, as they showed that a fine grid contains a constant factor approximation of the optimum, under some mild assumptions on the polygon. So in fact the algorithm of Efrat and Har-Peled provides an $O(\log |OPT(P)|)$ -approximation to the classical Art Gallery Problem [14]. Now the technical demanding proof by Bonnet and Miltzow can be replaced by a simple Smoothed Analysis. Also our analysis yields better constants both in the approximation factor and the grid-width. Note that $\Delta \approx L/\delta$ in our notation. With our notation the new theorem yields:

Theorem 5 (Approximation-Algorithm). *Let P be a simple polygon, suppose $P \subset [0, L]^2$ for some positive integer L , and let δ denote the magnitude of an Edge-Inflation. Then the algorithm by Efrat and Har-Peled runs in expected time $O(n^3 \log^2 n \log^2(nL/\delta))$, and gives a solution which is within a factor $O(\log |OPT(P_t)|)$ from the optimum number of guards for P_t . The algorithm runs on a real RAM.*

Note that the expectation is here both about the randomness used by the algorithm and the randomness coming from the Smoothed Analysis.

Our methods mainly rely on a simple analysis of Edge-Inflation. It seems to be the case that any analysis that works out for Edge-Inflation is likely to also work for other models of perturbation. In Section 8, we will discuss why it is (arguably) better to focus on Edge-Inflation. Nevertheless, the relative simplicity of analyzing Edge-Inflation is the main reason why we only consider Edge-Inflation in Theorem 3, Theorem 4 and Theorem 5.

Notation We write $f(n) \leq_c g(n)$, to indicate $f(n) = O(g(n))$ or equivalently $f(n) \leq cg(n)$, for some large enough constant c .

2 Preliminaries

In this section we establish some general facts that will be needed throughout the paper.

The key idea of the paper are some monotonicity properties of Minkowski-Inflation and Edge-Inflation. Roughly speaking guarding can only get easier after inflations.

Lemma 6 (Fixed Minkowski-Inflation). *Let P be a polygon, $t > 0$ and P_t its Minkowski-Inflation by magnitude t . Then $|OPT(P)| \geq |OPT(P_t, w\mathbb{Z}^2)|$, for any $w \leq \sqrt{2}t$.*

Proof. Given $OPT = OPT(P)$, we define a set $G \subseteq w\mathbb{Z}^2$ of guards of size $|G| = |OPT|$, by rounding every point in OPT to its closest grid point in $w\mathbb{Z}^2$. We will show that G guards P_t . See to the left of Figure 2 for an illustration.

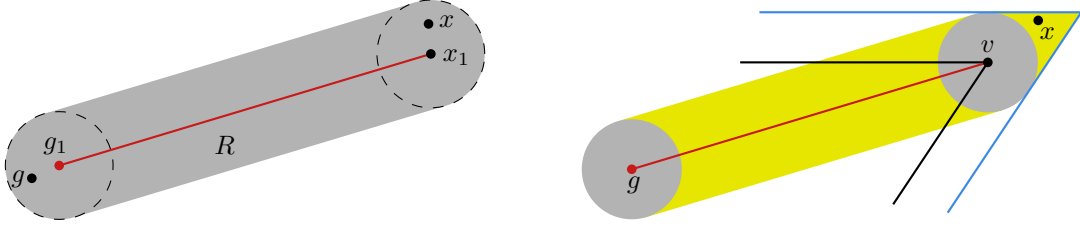


Figure 2: Left: The Region R is convex, and contains a guard $g \in G$ and the point x . Thus x is guarded by g . Right: The Region R' is easily seen to be convex.

Let us fix some arbitrary point $x \in P_t$. It is sufficient to show that G guards x . By definition of P_t , there exists an $x_1 \in P$ and an $x_2 \in \text{disk}(t)$ such that $x = x_1 + x_2$. Furthermore let g_1 be a guard of OPT that guards x_1 . Consider the region $R = g_1x_1 \oplus \text{disk}(t)$, i.e., the Minkowski-sum of the segment g_1x_1 with a disk of radius t . As the segment g_1x_1 is contained in P , it holds that R is contained in P_t . Also as both the segment and the disk are convex, so is R . At last notice that R contains a point $g \in G$, as every disk of radius t contains a point of the grid $w\mathbb{Z}^2$ with $w = \sqrt{2}t$. As R is convex, $g \in G$ guards x . \square

Lemma 7 (Fixed Edge Inflation). *Let P be a polygon with integer coordinates and $t > 0$ and P_t the Edge-Inflation of P by t . Then $|OPT(P)| \geq |OPT(P_t, w\mathbb{Z}^2)|$, for any $w \leq \sqrt{2}t$.*

Proof. We follow closely the proof of Lemma 6. See to the right of Figure 2 for an illustration.

Given $OPT = OPT(P)$, we define a set $G \subseteq w\mathbb{Z}^2$ of guards of size $|G| = |OPT|$, by rounding every point in OPT to its closest grid point in $w\mathbb{Z}^2$. We will show that G guards P_t . Note that in an edge inflation by t , we get the same polygon as by a Minkowski-Inflation by t , except that we have to add some small regions at the convex corners, as illustrated in Figure 1a. We already know that G guards the Minkowski t -inflation of P . So it remains to show that G guards those little extra regions, as discussed above.

Let us fix some arbitrary point $x \in P_t$ inside one of those extra regions. We will show that G guards x . Let v be the vertex according to the region that x sits in. Furthermore let g_1 be a guard of OPT that guards v . Consider the region $R = g_1v \oplus \text{disk}(0, t)$. We define R' as the region R together with the region that x sits in. Obviously $x \in R'$ and also there exists a point of G in R . It holds by construction that R' is convex. This finishes the proof. \square

3 Approximation Algorithm

To showcase our technique, we will first show the correctness of the approximation algorithm of Efrat and Har-Peled [27, 28].

Theorem 5 (Approximation-Algorithm). *Let P be a simple polygon, suppose $P \subset [0, L]^2$ for some positive integer L , and let δ denote the magnitude of an Edge-Inflation. Then the algorithm by Efrat and Har-Peled runs in expected time $O(n^3 \log^2 n \log^2(nL/\delta))$, and gives a solution which is within a factor $O(\log |OPT(P_t)|)$ from the optimum number of guards for P_t . The algorithm runs on a real RAM.*

Proof. Let us assume that there are some numbers $0 = t_0 < t_1 < \dots < t_\ell = \delta$ such that for all i and $s \in [t_{i-1}, t_i]$ holds that $|OPT(P_s)|$ is constant. As $|OPT(P_s)|$ is monotonically decreasing it holds that $\ell \leq n$. Note that, if we do an Edge-Inflation by $s \in [t_{i-1}, t_i]$, we know that a grid of width $w = \sqrt{2}(s - t_{i-1})$ contains an optimal solution. And in this case the algorithm of Efrat and Har-Peled [28] runs in

$O(n^3 \log^2 n \log^2(L/(s - t_{i-1})))$ time. We denote by $\mathbb{E}(T_i)$ the expected running time for $s \in [t_{i-1}, t_i]$. We denote $\delta_i = t_i - t_{i-1}$. Using the definition of the smoothed expected running time we get

$$\mathbb{E}(T_i) \leq_c \frac{1}{\delta_i} \int_{s \in [t_{i-1}, t_i]} n^3 \log^2 n \log^2 \frac{L}{s - t_{i-1}}.$$

This gives

$$\mathbb{E}(T_i) \leq_c \frac{1}{\delta_i} \int_{s \in [0, \delta_i]} n^3 \log^2 n \log^2 \frac{L}{s} \leq_c \frac{1}{\delta_i} \delta_i n^3 \log^2 n \log^2 \frac{L}{\delta_i} = n^3 \log^2 n \log^2 \frac{L}{\delta_i}.$$

Here, we solved the integral with a standard algebra system. Now, we are ready to compute the overall expected running time

$$\mathbb{E}(T) = \frac{1}{\delta} \sum_{i=1, \dots, \ell} \delta_i \mathbb{E}(T_i) \leq_c \frac{1}{\delta} \sum_{i=1, \dots, \ell} \delta_i n^3 \log^2 n \log^2 \frac{L}{\delta_i} = \frac{n^3 \log^2 n}{\delta} \sum_{i=1, \dots, \ell} \delta_i \log^2 \frac{L}{\delta_i}.$$

As the function $x \log^2(1/x)$ is concave the maximum is attained, if $\delta_1 = \dots = \delta_\ell = \delta/\ell$. Thus we get

$$\mathbb{E}(T) \leq_c \frac{n^3 \log^2 n}{\delta} \ell \left[\delta/\ell \log^2 \frac{L}{(\delta/\ell)} \right] = n^3 \log^2 n \log^2 \frac{L}{(\delta/\ell)} \leq n^3 \log^2 n \log^2 \frac{Ln}{\delta}. \quad \square$$

4 Expected Number of Bits

This section is devoted to show the following theorem.

Theorem 1 (Bit-complexity). *Let P be a polygon, suppose $P \subset [0, L]^2$ for some positive integer L , and let β denote the pointedness of P . If $\delta > 0$ is the magnitude of a*

(a) Minkowski-Inflation (b) Edge-Inflation (c) Edge-Perturbation (d) Vertex-Perturbation, then the expected number of bits per guard to describe an optimal solution equals

$$(a), (b), (c) \ O\left(\log\left(\frac{nL}{\delta}\right)\right) \quad (d) \ O\left(\log\left(\frac{nL}{\delta\beta}\right)\right).$$

We will start by considering inflations as they play a special role for the other cases.

Lemma 8. *Let P be a polygon and δ denotes the magnitude of a Minkowski-Inflation or Edge-Inflation. We assume furthermore, that the polygon P has n vertices and fits inside a square $[0, L]^2$. Then the expected number of bits to describe the optimal guard placement equals*

$$O(\log(Ln/\delta)),$$

per guard.

Proof. Let us assume that there are some numbers $0 = t_0 < t_1 < \dots < t_\ell = \delta$ such that for all i and $s \in [t_{i-1}, t_i]$ holds that $|OPT(P_s)|$ is constant. As $|OPT(P_s)|$ is monotonically decreasing it holds that $\ell \leq n$. We denote by $\delta_i = t_i - t_{i-1}$.

Note that if the perturbation happens to be $s \in [t_{i-1}, t_i]$ then a grid of width $w = \sqrt{2}(s - t_{i-1})$ contains an optimal solution, see Lemma 6 and 7. Then the number of bits to describe the solution equals $O(\log(L/w))$ per guard. To see this note that we can use $b = \lceil 1/w \rceil$ as denominator of all coordinates and the numerators are upper bounded by $\lceil L/w \rceil$. Thus $O(\log(L/w))$ bits suffice. Let us denote the number of bits after a perturbation by s as $B(s)$. We denote by $\mathbb{E}(B_i)$ the expected number of bits for $s \in [t_{i-1}, t_i]$. The expected number of bits $\mathbb{E}(B_i)$ can be calculated as

$$\mathbb{E}(B_i) = \frac{1}{\delta_i} \int_{s \in [t_{i-1}, t_i]} B(s) \leq_c \frac{1}{\delta_i} \int_{s \in [t_{i-1}, t_i]} \log(L/(t_i - s)) = \frac{1}{\delta_i} \int_{s \in [0, \delta_i]} \log(L/s).$$

Using some computer algebra system, we get

$$= \frac{1}{\delta_i} \delta_i (1 + \log(L/\delta_i)) \leq_c \log(L/\delta_i).$$

We are now ready to compute $\mathbb{E}(B)$.

$$\mathbb{E}(B) = \frac{1}{\delta} \sum_{i=1, \dots, \ell} \delta_i \mathbb{E}(B_i) \leq_c \frac{1}{\delta} \sum_{i=1, \dots, \ell} \delta_i \log(L/\delta_i).$$

As the function $x \log(1/x)$ is concave the maximum is attained, if $\delta_1 = \dots = \delta_\ell = \delta/\ell$. Thus we get

$$\mathbb{E}(B) \leq_c \frac{1}{\delta} \sum_{i=1, \dots, \ell} \delta/\ell \log(L\ell/\delta) = \log(L\ell/\delta) \leq_c \log(Ln/\delta). \quad \square$$

Let us now turn to the Smoothed Analysis of Edge-Perturbations. The idea is that the set of all Edge-Perturbations can be decomposed into a combination of a new Edge-Perturbation together with a small Edge-Inflation. As we know that Edge-Inflations behave nicely, so will Edge-Perturbations.

Lemma 9. *Let P be a polygon and let δ denote the magnitude of an Edge-Perturbation. Furthermore, assume that the polygon P has n vertices and fits inside a square $[0, L]^2$. Then the expected number of bits to describe a guard placement equals $O(\log(Ln/\delta))$ per guard.*

Proof. Instead of picking a vector v uniformly at random from $\Omega_\delta = [-\delta, \delta]^n$, we describe another random process, which leads to the same result. First, we guess the dimension that takes the minimum and the maximum entry. There are $n(n-1)$ possibilities. Let $t = \max v - \min v$ be the difference between the maximum and the minimum. The remaining entries are chosen in the interval $[0, t]$ uniformly at random. This gives a vector v' . Thereafter, we pick uniformly at random a shift $s \in [0, 2\delta - t]$. The vector $v = v' + s\mathbf{1}$. It is easy to see that this process is equivalent to choosing v uniformly at random from $\Omega_\delta = [-\delta, \delta]^n$. See Figure 3 for an illustration.

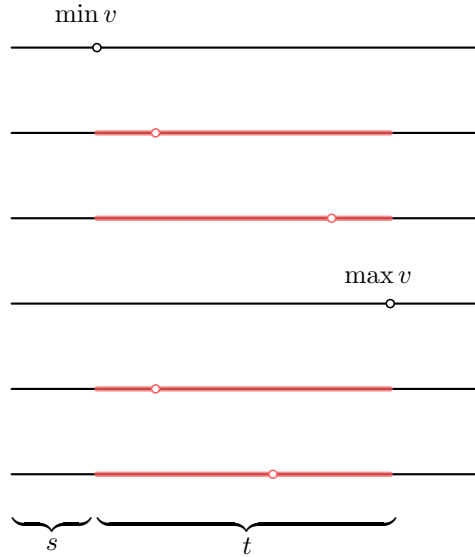


Figure 3: Illustration to pick a random vector $v \in \Omega_\delta = [-\delta, \delta]^n$. First guess, where the min and max are attained; then guess the difference $\max - \min$; then guess all other entries, and ultimately guess the min.

As in the previous proof, we denote by $B(v)$ the number of required bits per guard to describe an optimal guarding on the edge-perturbed polygon P_v .

$$\begin{aligned}\mathbb{E}(B) &= \frac{1}{(2\delta)^n} \int_{v \in [-\delta, \delta]^n} B(v) \\ &= \frac{1}{(2\delta)^n} n(n-1) \int_{t \in [0, 2\delta]} \int_{v' \in [-\delta, -\delta+t]^{n-2}} \int_{s \in [0, 2\delta-t]} B(v' + s\mathbf{1})\end{aligned}$$

Here, we used the random process as described above. Recall $v = v' + s\mathbf{1}$. And v' must be padded in two dimensions. As the inner integral describes a random Edge-Inflation of magnitude $2\delta - t$, we can use Lemma 8 to get the following upper bound.

$$\leq_c \frac{1}{(2\delta)^n} n(n-1) \int_{t \in [0, 2\delta]} \int_{v' \in [-\delta, -\delta+t]^{n-2}} (2\delta - t) \log(Ln/(2\delta - t))$$

As the part in the inner integral is independent of v' , we can easily integrate and get:

$$= \frac{1}{(2\delta)^n} n(n-1) \int_{t \in [0, 2\delta]} t^{n-2} (2\delta - t) \log(Ln/(2\delta - t)) \quad (1)$$

In order to compute this integral, we compute the following integral for $a = 2\delta$ and $b = 1/(Ln)$. We will denote the Harmonic numbers by $H_n = 1 + \frac{1}{2} + \dots + \frac{1}{n}$.

$$\begin{aligned}& - \int_{t \in [0, a]} t^{n-2} (a - t) \log(b(a - t)) \\ &= \int_{t \in [0, a]} t^{n-1} \log(b(a - t)) - a \int_{t \in [0, a]} t^{n-2} \log(b(a - t))\end{aligned}$$

Using some standard computer algebra system we get.

$$\begin{aligned}&= \frac{a^n (\log ba - H_n)}{n} - a \frac{a^{n-1} (\log ba - H_{n-1})}{n-1} \\ &= \frac{a^n}{n(n-1)} [(n-1)(\log ba - H_n) - n(\log ba - H_{n-1})]\end{aligned}$$

We simplify the second term as follows. Note that $H_n = O(\log n)$.

$$\begin{aligned}& (n-1)(\log ba - H_n) - n(\log ba - H_{n-1}) \\ &= \log(1/ba) - (n-1)H_{n-1} - \frac{n-1}{n} + (n-1)H_{n-1} + H_{n-1} \\ &\leq_c \log(1/ba) + \log n \\ &= \log(n/ba).\end{aligned}$$

Now plugging in this simplification in the integral from Line (1) gives

$$\begin{aligned}& \frac{1}{(2\delta)^n} n(n-1) \int_{t \in [0, 2\delta]} t^{n-2} (2\delta - t) \log(Ln^2/(2\delta - t)) \\ &\leq_c \frac{1}{(2\delta)^n} n(n-1) \frac{(2\delta)^n}{n(n-1)} \log(Ln^2/2\delta) \\ &= O(\log(nL/\delta)).\end{aligned}$$

This shows that the expected running time equals $O(\log(nL/\delta))$, as claimed. \square

We are now ready to go through the Smoothed Analysis with respect to Vertex-Perturbation. This part follows mainly the part of Edge-Perturbation. Again the idea is to think of a Vertex-Perturbation as a combination of a Vertex-Perturbation and an Edge-Inflation. However, we need an additional trick. The problem is that it is seemingly impossible to decompose the space of Vertex-Perturbation into Edge-Inflations explicitly. Fortunately, it turns out that knowing that such a decomposition exists is enough.

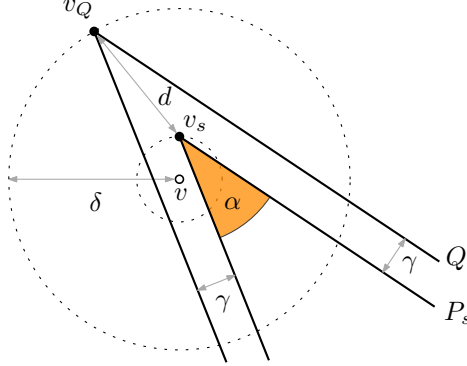


Figure 4: Lower bounding the possible Edge-Inflation.

Lemma 10. *Let P be a polygon with pointedness β and $\delta > \delta_0 > 0$. Furthermore, let P_s be a Vertex-Perturbation of magnitude δ_0 , and let $Q = (P_s)_t$ be an Edge-Inflation of P_s of magnitude γ . It holds that for any $\gamma \leq \beta(\delta - \delta_0)$ that Q is also a Vertex-Perturbation of P of magnitude δ .*

Proof. See Figure 4 for an illustration of the following description. Consider a single vertex v of P . Let v_s denote the corresponding vertex in P_s , and v_Q the corresponding vertex of Q . It suffices to show that $\text{dist}(v, v_Q) \leq \delta$. Let $d = \text{dist}(v_Q, v_s)$ and let α denote the interior angle at v_s . It is easy to see that

$$\gamma = d \sin(\alpha/2).$$

As we remarked above about the assumption on our perturbations, it holds that $\sin(\alpha/2) \geq \alpha/4 \geq \beta$. This implies $\gamma \geq d\beta$ and in turn $\beta(\delta - \delta_0) \geq \gamma \geq d\beta$, by definition of γ . Thus we have $d \leq (\delta - \delta_0)$. This implies $\text{dist}(v, v_Q) \leq \delta_0 + d \leq \delta_0 + (\delta - \delta_0) \leq \delta$. \square

Let $\Omega_\delta = \text{disk}(\delta)^n$ be the space that describes all possible Vertex-Perturbations of magnitude δ of a given polygon P . As δ is fixed for the rest of the section, we omit it in the notation and just write $\Omega (= \Omega_\delta)$. In order to define formally the decomposition of the Ω into Edge-Inflations, we need to define Edge-Deflation. Given a polygon P , we say Q is an Edge-Deflation of P of magnitude δ if and only if P is an Edge-Inflation of Q of magnitude δ . Let us denote by $P(\Omega) = \{P_x : x \in \Omega\}$. Then there exists a space $\bar{\Omega}$ that consists of all pairs $(x, s) \in \Omega \times [0, 2\delta]$ such that the following conditions hold:

- For any positive Edge-Deflation Q of P_x , it holds $Q \notin P(\Omega)$.
- The Edge-Inflation $(P_x)_s$ of magnitude s is contained in $P(\Omega)$.

We denote by $P_{x,s}$ the polygon P , for which we first do the Vertex-Perturbation x and then inflate by s .

Lemma 11 (Decomposition into Inflations). *There is a bijection φ from Ω to $\bar{\Omega}$ such that $P_x = P_{\varphi(x)}$.*

Proof. For every Vertex-Perturbation P_y , with $y \in \Omega$ there exists a maximal deflation P_x , with $x \in \Omega$. Let s be the amount by which we deflated. We define $\varphi(y) = (x, s)$. It holds that $P_y = P_{x,s} = P_{\varphi(y)}$. This describes the bijection φ . \square

Recall that we denote by $B(x)$ the required number of bits per guard after perturbing by x . By abuse of notation, we denote by $B(x, s)$ the corresponding number of bits, for $(x, s) \in \overline{\Omega}$. Furthermore for each $x \in \Omega$, we denote by t_x , the maximum such that $(x, t_x) \in \overline{\Omega}$. We denote by $\overline{\Omega}'$, the projection of $\overline{\Omega}$ onto its first component. In other words $\overline{\Omega}' \subseteq \Omega$ is the set of all Vertex-Perturbations such that any Edge-Deflation of them would not yield a polygon in $P(\Omega)$.

Lemma 12 (Integral-Equivalence). *It holds that*

$$\int_{x \in \Omega} B(x) = \int_{x \in \overline{\Omega}'} \int_{s \in [0, t_x]} B(x, s).$$

Proof. By Lemma 11, the right and the left integral are actually integrating over the same set. \square

Using the above bijection, we can now argue that the number of bits $B(x)$ can be replaced, by the expected running time inside the integral, as we will show in the following lemma.

Lemma 13 (Use-The-Average). *It holds that*

$$\int_{x \in \Omega} B(x) \leq \int_{x \in \Omega} O(\log(Ln/t_x)).$$

Proof. We start by expanding the integral using Lemma 12.

$$\begin{aligned} \int_{x \in \Omega} B(x) &= \int_{x \in \overline{\Omega}'} \int_{s \in [0, t_x]} B(x, s) \\ &\leq_c \int_{x \in \overline{\Omega}'} t_x \log(Ln/t_x) \end{aligned}$$

The last line follows from Lemma 8, as the inner integral corresponds to an Edge-Inflation. Using that $tc = \int_{s \in [0, t]} c$, for every constant c , we get

$$\begin{aligned} &= \int_{x \in \overline{\Omega}'} \int_{s \in [0, t_x]} \log(Ln/t_x) \\ &= \int_{x \in \overline{\Omega}'} \int_{s \in [0, t_x]} \log(Ln/(t_x - s)) \end{aligned}$$

Note that for $(x, s) = \varphi(x')$, it holds that $t_x - s = t_{x'}$. (We refer to φ from Lemma 11.) This implies

$$= \int_{x \in \Omega} \log(Ln/t_x).$$

Here the last line follows from the bijection explained before Lemma 12. \square

Lemma 14. *Let P be a polygon and δ denotes the magnitude of a Vertex-Perturbation. Furthermore, assume that the polygon P has n vertices and fits inside a square $[0, L]^2$ and has pointedness β . Then the expected number of bits is upper bounded by*

$$O\left(\log \frac{nL}{\delta\beta}\right).$$

Proof. Let us start with the definition of the expected running time and Lemma 13.

$$\begin{aligned} \mathbb{E}(B) &= \frac{1}{(\pi\delta)^n} \int_{x \in \Omega} B(x) \\ &\leq_c \frac{1}{(\pi\delta)^n} \int_{x \in \Omega} \log(Ln/t_x). \end{aligned}$$

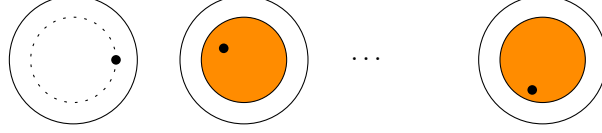


Figure 5: Here, one vertex has distance t and all other vertices have distance at most t from its original vertex.

Note that Ω is the Cartesian product of n disks. And we think of x as picking n points from n disks independently. See Figure 5 for an illustration. Similar to the proof of Lemma 9, we can think of a new random experiment to select $x = (x_1, \dots, x_n) \in \Omega = \text{disk}(\delta)^n$ as follows. First guess a number $t \in [0, \delta]$, which represents the maximum distance of every point x_i to its disk center, and guess, which of the n points is attaining this maximum distance. The remaining points have all at most distance t from the center.

Thus we can rewrite the integral as follows.

$$\int_{x \in \Omega} \log(Ln/t_x) = n \int_{t \in [0, \delta]} 2\pi t \int_{x' \in \text{disk}(t)^{n-1}} \log(Ln/t_x)$$

Here the factor $2\pi t$ comes from the circumference of a disk of radius t . Using that $\beta(\delta - t) \leq t_x$, by Lemma 10, we get

$$\leq_c n \int_{t \in [0, \delta]} 2\pi t \int_{x' \in \text{disk}(t)^{n-1}} \log \frac{Ln}{\beta(\delta - t)}$$

Note that the inner integral does not depend on x' . Furthermore the area of a disk of radius t equals πt^2 , which gives us

$$\begin{aligned} &= n \int_{t \in [0, \delta]} 2\pi t (\pi t^2)^{n-1} \log \frac{Ln}{\beta(\delta - t)} \\ &= 2n\pi^n \int_{t \in [0, \delta]} t^{2n-1} \log \frac{Ln}{\beta(\delta - t)} \end{aligned}$$

Using some computer algebra system, we can compute the integral. This is exactly the same computation as in Lemma 9, and gives us

$$\begin{aligned} &\leq_c 2n\pi^n \frac{\delta^n \log \frac{Ln^2}{\beta\delta}}{2n} \\ &= \pi^n \delta^n \log \frac{Ln^2}{\beta\delta}. \end{aligned}$$

This gives

$$\mathbb{E}(B) \leq_c \frac{1}{(\pi\delta)^n} \pi^n \delta^n \log \frac{nL}{\beta\delta} = O\left(\log \frac{nL}{\beta\delta}\right). \quad \square$$

5 Expected Non-deterministic Time

This section is devoted to the proof of the following theorem.

Theorem 2 (Expected NP-time). *Let P be a polygon, suppose $P \subset [0, L]^2$ for some positive integer L , and let β denote the pointedness of P . If $\delta > 0$ is the magnitude of a*

(a) *Minkowski-Inflation* (b) *Edge-Inflation* (c) *Edge-Perturbation* (d) *Vertex-Perturbation*,
then the Naive Algorithm runs in expected

$$(a),(b),(c) \ O\left(n \log\left(\frac{nL}{\delta}\right)\right) \quad (d) \ O\left(n \log\left(\frac{nL}{\delta\beta}\right)\right)$$

non-deterministic time. Furthermore, the algorithm takes an additional $O(n^4)$ deterministic time on a real RAM.

Note that the non-deterministic part is easy. There are at most n guards in an optimal guarding and each can be described with a logarithmic number of bits, according to Theorem 1. One may wonder whether it is possible to improve the running time to the form $O(k \log \dots)$, where k is the optimal number of guards. The problem is that k is not well-defined, as it may vary depending on the perturbation.

It remains to describe a deterministic algorithm to check if a given set of guards is indeed guarding a given polygon. It was shown by Efrat and Har-Peled [28] that for a *simple* polygon P we can check in $O(kn \log k \log n)$ time if k given guards see P completely.

Lemma 15 ([28]). *It can be checked in $O(kn \log k \log n)$ time if a given set of G guards is correctly guarding a given polygon, without holes, on n vertices. This algorithm works on a real RAM.*

For polygons with holes, we describe a simple (probably well-known) algorithm that runs in $O(n^2 k^2)$ time. Here k is defined as the number of given guards. As we have not found a reference in the literature, we repeat it here for the benefit of the reader.

Lemma 16 (Folklore). *It can be checked in $O(k^2 n^2)$ time if a given set of G guards is correctly guarding a given polygon, potentially with holes, on n vertices. This algorithm works on a real RAM.*

Proof. For polygons with h holes, it is possible to compute the visibility regions of each guard in $O(n + h \log h)$ time [38]. Note that the number of vertices and edges of those polygons is still $O(n)$. (Every pair of adjacent edges of the visibility polygon contains at least one vertex of the original polygon and every vertex is incident to at most two edges.) Then we have in total $m = O(kn)$ edges and vertices.

We can now compute the union Q of all those polygons in $O(m \log m + l)$ time, where $l = O(m^2) = O(k^2 n^2)$ is the total number of edge intersections of all the given edges. This can be done by a simple sweepline algorithm of all the visibility polygons [52, Chapter 7].

Thereafter, we can check if the set of vertices of Q are the same (in the same order) as the vertices of our original polygon P . This can be done in linear time. The running time is dominated by $O(k^2 n^2)$, by taking the union of the visibility polygons. \square

6 Non-deterministic Time with High Probability

Theorem 3 (NP-time With High Probability). *Let P be a polygon and suppose $P \subset [0, L]^2$ for some positive integer L . If $\delta > 0$ is the magnitude of a **discrete** Edge-Inflation with granularity q sufficiently large ($q > \frac{2n}{p}$ is sufficient), then the Naive Algorithm runs with probability $1 - p$ in $O(n \log \frac{Ln}{\delta p})$ non-deterministic time and some additional polynomial deterministic time on an ordinary Turing Machine.*

We first focus on the non-deterministic part of the algorithm. Let us assume that there are some numbers $0 = t_0 < t_1 < \dots < t_\ell = \delta$ such that for all i and $s \in [t_{i-1}, t_i]$ it holds that $|OPT(P_s)|$ is constant. As $|OPT(P_s)|$ is monotonically decreasing it holds that $\ell \leq n$. We denote by $\delta_i = t_i - t_{i-1}$. Consider the set

$$S = \bigcup_{i=1, \dots, \ell} [t_{i-1} + \frac{\delta p}{2n}, t_i].$$

Note that $|S| \geq \delta(1 - p/2)$. Let us define $\bar{S} = [0, \delta] \setminus S$. Note that $|\bar{S} \cap \Omega_{\delta, q}| \leq n + p(q + 1)/2$. Thus, for $q > 2n/p$, it holds that $|\bar{S} \cap \Omega_{\delta, q}| \leq p(q + 1) = p|\Omega_{\delta, q}|$. Therefore a random perturbation will be in the set S with probability at least $1 - p$. Now, fix some $s \in S$ and $i \in \{1, \dots, \ell\}$, with $s \in [t_{i-1} + \delta p/2n, t_i]$. Note that $|OPT(P_{t_{i-1}})| = |OPT(P_s)|$. Furthermore P_s is an Edge-Inflation of $P_{t_{i-1}}$ of magnitude at least $\delta p/2n$.

Thus, by Lemma 7, a grid of width $w = \sqrt{2}\delta p/2n = \delta p/\sqrt{2}n$ contains an optimal guarding of P_s . We can describe each guard with

$$\lceil \log L \rceil + \lceil \log(\sqrt{2}n/\delta p) \rceil = O\left(\log \frac{Ln}{\delta p}\right)$$

bits. Thus clearly $O(n \log \frac{Ln}{\delta p})$ bits in total are sufficient as any polygon on n vertices can be guarded by at most n guards. This finishes the non-deterministic part of the algorithm.

It remains to argue that we can also check optimal guards on a Turing Machine. Recall that we mentioned in Lemma 16 how to check a given set of guards in $O(n^4)$ time on a real RAM. It remains to argue that this algorithm also runs in polynomial time on a Turing Machine. First note that even after a rational

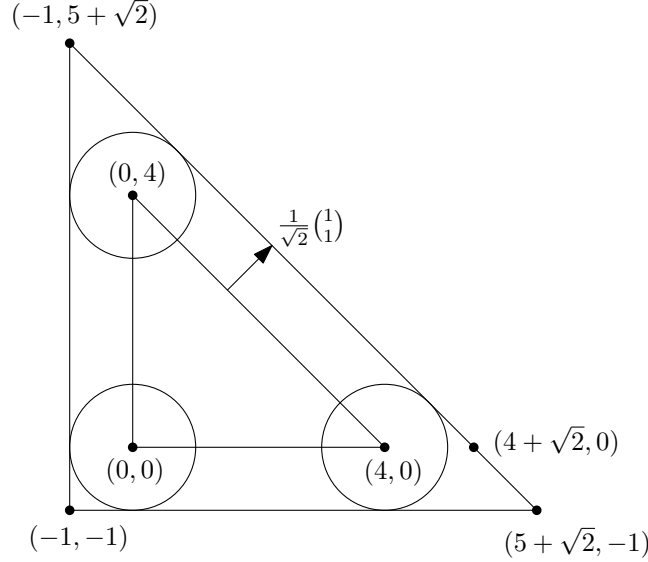


Figure 6: A triangle with integer vertices and an Edge-Inflation by 1. The Edge-Inflation has vertices that can be described using radicals.

perturbation, the resulting vertices may not be rational, see Figure 6. Let us start with the way that a vertex can be represented. For that purpose, suppose that $r \in \Omega_{\delta,q}$ describes an Edge-Inflation. Assume that $u, v, w \in \mathbb{Q}^2$ are three consecutive vertices of the original polygon P . We will denote the new vertices by u', v', w' . We can compute the normal vectors of the edges uv and vw using square roots. Using the normal vectors, we can compute the slope and the y -intercept of the supporting lines of $u'v'$ and $v'w'$. From there, we can compute the intersection point of those lines, which define the point v' . The resulting point can be described using square roots. To be more precise, the only place we will leave the field \mathbb{Q} is, when we compute the normal vectors. Denote by a and b the Euclidean distance between u, v and v, w respectively. Then all calculations take place in the field $\mathbb{Q}[a, b]$.

Now, consider the algorithm described in the proof of Lemma 16. The first set A of geometric objects that is computed are segments defined by combinations of guards and vertices. The second set B of objects that is computed are intersections of segments in A . Note that each object in $A \cup B$ can be defined using a constant number of vertices and/or guards. No further geometric objects are computed. Once all those geometric objects are computed, all further queries on the coordinates of those objects are just comparisons of x and y -coordinates. Such a comparison reduces to solving a *sum of square roots problem*, which is not in general known to be polynomial time solvable [50]. It is one of the major open problems in computational geometry, to find a polynomial time algorithm. In our case however, we know that only a finite number of square roots are involved, and this case is known to be polynomial time solvable [56].

Note that the time of the deterministic part of the algorithm depends polynomially on $\log q$.

7 Non-deterministic Time Using Algebra

This section is devoted to describe an algorithm that runs in expected deterministic time. The advantage of the next theorem is that it really works on a non-deterministic Turing Machine, without a real RAM. And the described algorithm works correctly in all cases, not just with high probability. However, the algorithm uses algebraic methods in a very small fraction of the cases.

Theorem 4 (NP-time). *Let P be a polygon and suppose $P \subset [0, L]^2$ for some positive integer $L = n^{O(1)}$. If $\delta > 0$ is the magnitude of a **discrete** Edge-Inflation with granularity q sufficiently large ($q > n^{\Omega(n)}$ is sufficient), then there is an algorithm that runs in expected non-deterministic polynomial time on an ordinary Turing Machine.*

Proof. We use the Naive Algorithm as described in Theorem 3 with probability $1 - p = 1 - n^{-cn}$, where c is some sufficiently large constant to be determined later. The non-deterministic running time in that case equals $O(n \log \frac{Ln}{\delta p}) = O(n^2 \log \frac{Ln}{\delta})$. In the remaining cases, we are using algebraic algorithms that run in $n^{c'n}$ time [7, 27, 28]. We set $c = c'$. The expected non-deterministic running time can be estimated by

$$(1 - p) O\left(n^2 \log \frac{Ln}{\delta}\right) + pn^{cn} = O(n^2 \log \frac{Ln}{\delta}).$$

The deterministic time to check if the guess made by the Naive Algorithm is correct is the same as in Theorem 3. \square

8 Discussion of Perturbation Models

In this section we compare various models of perturbation. This is important to critically evaluate the contribution of our findings. See Table 1, for a summary.

	Vertex-Pertur.	Minkowski-Infl.	Edge-Infl.	Edge-Pert.
remains a polygon	YES	NO	YES	YES
number of vertices preserved	YES	NO	YES	YES
angles preserved	NO	YES	YES	YES
shape preservation	YES	YES	YES	YES
dimension of randomness	$2n$	1	1	n
small Hausdorff distance	YES	YES	NO	NO
fair to edges	NO	YES	YES	YES
fair to vertices	YES	YES	NO	NO
small visibility change	YES	NO	NO	NO

Table 1: A comparison of the four models of perturbation.

At first glance, Vertex-Perturbations seem to be the most natural type of perturbations, as we usually specify a polygon by describing its vertices. However, bear in mind that practical instances are constructed with specific features in mind. Also recall that Smoothed Analysis aims to analyze instances as similar as possible to the input. Thus, if a perturbation destroys a constructed feature, it is less meaningful than a perturbation that maintains that feature. In fact, if we would not alter the instance at all, then we would simply get the worst case analysis. Let us now have a second glance at the various ways to perturb a polygon, and see which behave most nicely under the described criteria.

One of the most natural criteria is whether we maintain the property of being a polygon after the perturbation. Clearly, Minkowski-Inflations violate this criteria. However, note that we could also take the Minkowski-sum of a polygon with a square, and the resulting object would remain polygon.

We might also like to know whether the number of vertices remains. Again, this fails only for the Minkowski-Inflations.

A feature that seems to be important, is whether the angles between edges are maintained. It is, for instances, often the case in buildings that walls are rectilinear to one another. We might not care about the precise width of a corridor, but we might find it odd if the two walls of the corridor are not parallel. Here, only the Vertex-Perturbation fails miserably.

Another criteria is whether the general shape is maintained. All presented perturbations satisfy this criteria. But one could think of perturbations where the shape is not maintained at all. For instance by permuting the order of the vertices.

As already mentioned, we want to perturb as little as possible. We can take the dimension of the probability space as measure for the added randomness. Here, the inflations are best, as their probability space is one dimensional. However, note that one could argue that the perturbation is designed to destroy irrational solutions.

Another important aspect is by how much visibility is altered by the perturbation. One can see that the visibility regions are altered more by Minkowski-Inflation and Edge-Perturbation, in comparison to the Vertex-Perturbation. The reason is that reflex vertices might be moved a lot in case that the inner angle at that vertex is particularly large. This might be the reason, why our analysis is easier with the Minkowski-Inflation. See Figure 7 for an illustration.

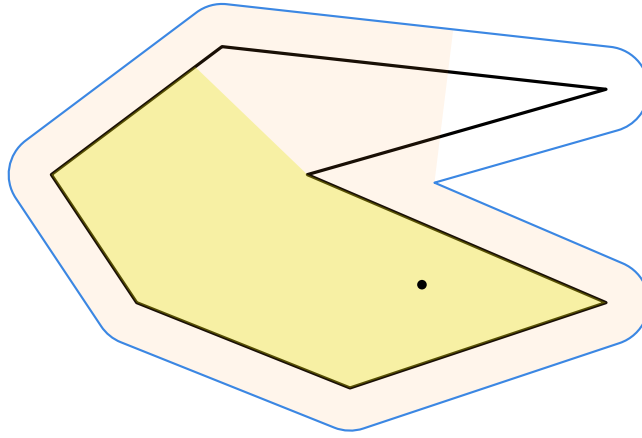


Figure 7: Left: The visibility region after some Vertex-Perturbation is altered comparatively little. Right: The Minkowski-Inflation alters the visibility a lot. This might be the reason, why our analysis is easier with the Minkowski-Inflation.

A somewhat weird criteria, is a voting of the points on the boundary. After a perturbation of magnitude t , every point could be asked the following question: “Do you feel perturbed by magnitude t ?” For the Edge-Inflation, it is easy to see that most points on the edge, will say yes, whereas vertices and points close to vertices might say, that they feel perturbed much more than t . On the other hand, in the Vertex-Perturbation model all vertices, will say that they are moved by t , whereas most points on the edges might say that they are moved far less. Thus loosely speaking, Vertex-Perturbations treat edges in a “dishonest manner”, whereas Edge-Perturbations treat vertices in a “dishonest manner”. It seems difficult to design a model of perturbation that is both fair to the edges and to the vertices. (Combining Edge and Vertex-Perturbation, is unfair to both edges and vertices.)

Finally, one might be interested in maintaining a small Hausdorff-distance to the original polygon after the perturbation. This is not the case for Edge-Inflation and Edge-Perturbations as can be seen in Figure 8.

There is another aspect that we so far have swept totally under the rug. Spielman and Teng did not considered uniform distributions, but Gaussian distributions. Their argument being that practical instances are often altered by random *noise* and noise is for various reasons best modeled by the Gaussian distribution. We believe that the Gaussian distribution makes life considerably more difficult and we don’t expect any difference in the results. The reason is that both Gaussian and uniform distribution choose from the same

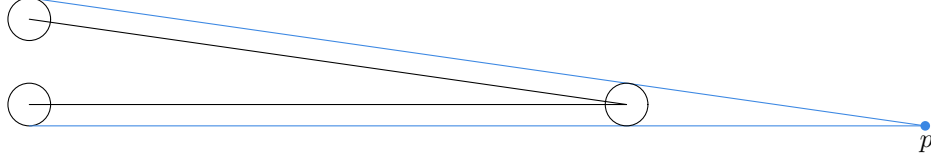


Figure 8: Although, the Edge-Inflation is fairly small the Hausdorff distance to the perturbed polygon is comparatively large, due to the very small convex angle.

set of instances. In both cases, the result is that under both distributions the majority of instances behaves good. The only difference is that we “drew” instances with some small difference in distribution.

We summarize that none of the considered models of perturbation is ideal in all criteria and preference of one over the other might be a question of taste. The authors find the preservation of angles and low added randomness most important.

9 Open Problems and Conclusion

In this paper, we have shown that *typically* a polygon can be guarded optimally by guards with rational coordinates and those coordinates might be very small. This is one of the few positive results on the Art Gallery Problem.

As a corollary, the Naive Algorithm takes linear non-deterministic time and $O(n^4)$ deterministic time on polygon with holes. Thus, we ask:

Question A. *Does there exists an $O(kn)$ algorithm, to decide if a given set of k guards, is correctly guarding a given polygon with holes on n vertices?*

While, we showed that Smoothed Analysis can overcome the obstacle of $\exists\mathbb{R}$ -hardness for the Art Gallery Problem, most lower bounds, like NP-hardness, W[1]-hardness, and inapproximability are expected to continue to hold, even after perturbations. Note that practical implementations usually consist of a geometric part, which is theoretically polynomial time solvable and a combinatorial part, which solves a set-cover problem, which is NP-hard in general. De Rezende et al. [24] report as follows:

“Still the geometric routines made up for over 90% of the runtime.”

In other words their algorithms spend most time on the geometric part and least time on the part of the algorithm that is NP-hard. It would be interesting to find a theoretical explanation for this phenomenon.

Question B. *Does there exist a theoretical explanation for the reported findings, that the NP-hard part of the implemented algorithms takes the least time?*

We showed that the grid is a candidate set in the Smoothed Analysis model. While it is nice to have a candidate set at all, we would really like to have one of polynomial size. All the NP-hardness proofs that the authors are aware of yield instances with easily identifiable polynomial sized candidate sets. Thus it is not clear, if such a candidate set might not exist for every polygon, after a small perturbation.

Question C. *Does there exist an algorithm that runs in smoothed polynomial time and outputs a candidate set of polynomial size?*

In this paper, we studied the so-called Naive Algorithm, which is the simplest possible algorithm for the Art Gallery Problem. But there are implementations of much more clever algorithms that perform well in practice.

Question D. *Can we show that one of the more sophisticated practical algorithms works correctly in the smoothed sense?*

Here, we studied the Art Gallery Problem, but there are many other $\exists\mathbb{R}$ -hard problems. Maybe, we can find that they also have a non-deterministic polynomial time algorithm, which runs correctly in the Smoothed Analysis sense. A possible candidate is Motion Planning. Note that there are many variants of Motion Planning, and we currently do not even know which variants are $\exists\mathbb{R}$ -hard. But often algebraic methods are the only way to solve the problem provably correctly [7]. Another example would be Nash-Equilibria [65].

As we have shown that essentially all models of perturbation behave in the same way, we think that it should be sufficient in the future to regard Edge-Inflation only. This model is very nice as it preserves angles, the probability space is one dimensional and it is usually easiest to analyze. Furthermore, our techniques strongly suggest that any result on Edge-Inflation carries over to the other models, in a tedious but standardized way.

Acknowledgments We want to thank Stefan Langerman, Jean Cardinal, John Iacono and Mikkel Abrahamsen for helpful discussion on the presentation of the results. We want to thank Joseph O’Rourke for pointing us to an algorithm to check if a given set of guard positions is correct.

Part of the research was conducted while visiting KAIST, and we thank KAIST and BK21 for their support and for providing an excellent working environment.

Andreas Holmsen was supported by the Basic Science research Program through the National Research Foundation of Korea (NRF) funded by the Ministry of Education (NRF-2016R1D1A1B03930998).

Tillmann Miltzow acknowledges the generous support from the ERC Consolidator Grant 615640-ForEFront and the Veni EAGER.

References

- [1] Pankaj Kumar Agarwal, Kurt Mehlhorn, and Monique Teillaud. Dagstuhl Seminar 11111, Computational Geometry, March 13 – 18 , 2011.
- [2] M. Abrahamsen, A. Adamaszek, and T. Miltzow. Irrational guards are sometimes needed. In *SoCG 2017*, pages 3:1–3:15, 2017. Arxiv 1701.05475.
- [3] M. Abrahamsen, A. Adamaszek, and T. Miltzow. The art gallery problem is $\exists\mathbb{R}$ -complete. In *STOC 2018*, pages 65–73, 2018. Arxiv 1704.06969.
- [4] A. Aggarwal. *The art gallery theorem: its variations, applications and algorithmic aspects*. PhD thesis, The Johns Hopkins University, 1984.
- [5] Y. Amit, J. S. Mitchell, and E. Packer. Locating guards for visibility coverage of polygons. *International Journal of Computational Geometry & Applications*, 20(05):601–630, 2010.
- [6] D. Arthur and S. Vassilvitskii. Worst-case and smoothed analysis of the icp algorithm, with an application to the k-means method. In *FOCS 2016*, pages 153–164. IEEE, 2006.
- [7] S. Basu, R. Pollack, and M.-F. Roy. *Algorithms in real algebraic geometry*. Springer-Verlag Berlin Heidelberg, 2006.
- [8] R. Beier and B. Vöcking. Random knapsack in expected polynomial time. In *STOC*, pages 232–241. ACM, 2003.
- [9] R. Beier and B. Vöcking. Typical properties of winners and losers in discrete optimization. *SIAM Journal on Computing*, 35(4):855–881, 2006.
- [10] P. Belleville. Computing two-covers of simple polygons. Master’s thesis, McGill University, 1991.
- [11] P. Belleville. Two-guarding simple polygons. In *Proc. 4th Canadian Conference on Computational Geometry*, page 103–108, 1992.

- [12] P. Bhattacharya, S. K. Ghosh, and S. P. Pal. Constant approximation algorithms for guarding simple polygons using vertex guards. *Arxiv 1712.05492*, 2017.
- [13] É. Bonnet and T. Miltzow. Parameterized hardness of art gallery problems. In *(ESA)*, pages 19:1–19:17, 2016. Arxiv 1603.08116.
- [14] É. Bonnet and T. Miltzow. An approximation algorithm for the art gallery problem. In *SoCG 2017*, pages 20:1–20:15, 2017.
- [15] D. Borrmann, P. J. de Rezende, C. C. de Souza, S. P. Fekete, S. Friedrichs, A. Kröller, A. Nüchter, C. Schmidt, and D. C. Tozoni. Point guards and point clouds: Solving general art gallery problems. In *SoCG 2013*, pages 347–348, 2013.
- [16] A. Bottino and A. Laurentini. A nearly optimal sensor placement algorithm for boundary coverage. *Pattern Recognition*, 41(11):3343–3355, 2008.
- [17] A. Bottino and A. Laurentini. A nearly optimal algorithm for covering the interior of an art gallery. *Pattern recognition*, 44(5):1048–1056, 2011.
- [18] J. Cardinal, S. Felsner, T. Miltzow, C. Tompkins, and B. Vogtenhuber. Intersection graphs of rays and grounded segments. *Journal of Graph Algorithms and Applications*, 22:273–295, 2018.
- [19] J. Cardinal and U. Hoffmann. Recognition and complexity of point visibility graphs. *Discrete & Computational Geometry*, 57(1):164–178, 2017.
- [20] V. Chvátal. A combinatorial theorem in plane geometry. *Journal of Combinatorial Theory, Series B*, 18(1):39–41, 1975.
- [21] M. C. Couto, P. J. de Rezende, and C. C. de Souza. An exact algorithm for minimizing vertex guards on art galleries. *International Transactions in Operational Research*, 18(4):425–448, 2011.
- [22] M. C. Couto, C. C. De Souza, and P. J. De Rezende. Experimental evaluation of an exact algorithm for the orthogonal art gallery problem. In *International Workshop on Experimental and Efficient Algorithms*, pages 101–113. Springer, 2008.
- [23] D. Dadush and S. Huiberts. A friendly smoothed analysis of the simplex method. In *STOC*, pages 390–403. ACM, 2018.
- [24] P. J. de Rezende, C. C. de Souza, S. Friedrichs, M. Hemmer, A. Kröller, and D. C. Tozoni. Engineering art galleries. In P. S. Lasse Kliemann, editor, *Algorithm Engineering – Selected Results and Surveys*, pages 379–417. Springer International Publishing, 2016.
- [25] O. Devillers, M. Glisse, X. Goaoc, and R. Thomasse. Smoothed complexity of convex hulls by witnesses and collectors. *Journal of Computational Geometry*, 7(2):101–144, 2016.
- [26] M. G. Dobbins, L. Kleist, T. Miltzow, and P. Rzażewski. $\forall\exists\mathbb{R}$ -completeness and area-universality. *WG 2018*, 2018. Arxiv 1712.05142.
- [27] A. Efrat and S. Har-Peled. Guarding galleries and terrains. In *IFIP 2002*, pages 181–192, 2002.
- [28] A. Efrat and S. Har-Peled. Guarding galleries and terrains. *Inf. Process. Lett.*, 100(6):238–245, 2006.
- [29] S. Eidenbenz, C. Stamm, and P. Widmayer. Inapproximability results for guarding polygons and terrains. *Algorithmica*, 31(1):79–113, 2001.
- [30] M. Englert, H. Röglin, and B. Vöcking. Worst case and probabilistic analysis of the 2-opt algorithm for the tsp. In *SODA*, pages 1295–1304, 2007.

- [31] M. Etscheid and H. Röglin. Smoothed analysis of local search for the maximum-cut problem. *ACM Transactions on Algorithms (TALG)*, 13(2):25, 2017.
- [32] S. Fekete. Private communication.
- [33] S. Fisk. A short proof of Chvátal’s watchman theorem. *J. Comb. Theory, Ser. B*, 24(3):374, 1978.
- [34] S. Friedrichs. Integer solutions for the art gallery problem using linear programming. Masterthesis, 2012.
- [35] S. Friedrichs, M. Hemmer, J. King, and C. Schmidt. The continuous 1.5D terrain guarding problem: Discretization, optimal solutions, and PTAS. *Journal of Computational Geometry*, 7(1):256–284, 2016.
- [36] J. Garg, R. Mehta, V. V. Vazirani, and S. Yazdanbod. ETR-completeness for decision versions of multi-player (symmetric) Nash equilibria. In *ICALP 2015*, pages 554–566, 2015.
- [37] J. E. Goodman, R. Pollack, and B. Sturmfels. The intrinsic spread of a configuration in \mathbb{R}^d . *Journal of the American Mathematical Society*, pages 639–651, 1990.
- [38] P. J. Heffernan and J. S. Mitchell. An optimal algorithm for computing visibility in the plane. *SIAM Journal on Computing*, 24(1):184–201, 1995.
- [39] R. J. Kang and T. Müller. Sphere and dot product representations of graphs. In *SoCG*, pages 308–314. ACM, 2011.
- [40] V. Klee and G. J. Minty. How good is the simplex algorithm. Technical report, Washington Univ. Seattle Dept. of Mathematics, 1970.
- [41] J. Kratochvíl and J. Matoušek. String graphs requiring exponential representations. *Journal of Combinatorial Theory, Series B*, 53(1):1–4, 1991.
- [42] A. Kröller, T. Baumgartner, S. P. Fekete, and C. Schmidt. Exact solutions and bounds for general art gallery problems. *Journal of Experimental Algorithmics (JEA)*, 17:2–3, 2012.
- [43] D.-T. Lee and A. K. Lin. Computational complexity of art gallery problems. *IEEE Transactions on Information Theory*, 32(2):276–282, 1986.
- [44] D.-T. Lee and F. P. Preparata. An optimal algorithm for finding the kernel of a polygon. *Journal of the ACM (JACM)*, 26(3):415–421, 1979.
- [45] A. Lubiw, T. Miltzow, and D. Mondal. The complexity of drawing a graph in a polygonal region. *Arxiv*, 2018. Graph Drawing 2018.
- [46] B. Manthey and H. Röglin. Smoothed analysis: Analysis of algorithms beyond worst case. *it-Information Technology Methoden und innovative Anwendungen der Informatik und Informationstechnik*, 53(6):280–286, 2011.
- [47] J. Matoušek. Intersection graphs of segments and $\exists\mathbb{R}$. *Arxiv*, 1406.2636, 2014.
- [48] C. McDiarmid and T. Müller. Integer realizations of disk and segment graphs. *Journal of Combinatorial Theory, Series B*, 103(1):114–143, 2013.
- [49] G. L. Nemhauser and Z. Ullmann. Discrete dynamic programming and capital allocation. *Management Science*, 15(9):494–505, 1969.
- [50] J. O’Rourke. Problem 33: Sum of square roots. <http://cs.smith.edu/~jorourke/TOPP/P33.html#Problem.33>. Accessed: 2018-10.
- [51] J. O’Rourke. *Art Gallery Theorems and Algorithms*. Oxford University Press, 1987.

- [52] J. O'Rourke. *Computational geometry in C*. Cambridge university press, 1998.
- [53] J. O'Rourke. Visibility. In J. E. Goodman and J. O'Rourke, editors, *Handbook of Discrete and Computational Geometry*, chapter 28. Chapman & Hall/CRC, second edition, 2004.
- [54] J. Pach and G. Tóth. Recognizing string graphs is decidable. In *Graph Drawing 2001*, pages 247–260, 2001.
- [55] J. Pach and G. Tóth. Recognizing string graphs is decidable. *Discrete & Computational Geometry*, 28(4):593–606, 2002.
- [56] J. Qian and C. A. Wang. How much precision is needed to compare two sums of square roots of integers? *Information Processing Letters*, 100(5):194–198, 2006.
- [57] J. Richter-Gebert and G. M. Ziegler. Realization spaces of 4-polytopes are universal. *Bulletin of the American Mathematical Society*, 32(4):403–412, 1995.
- [58] H. Röglin. Minicourse on smoothed analysis. <https://algo.rwth-aachen.de/Lehre/SS07/VRA/Material/SmoothedAnalysis.pdf>, 2007. Online; accessed August 2018.
- [59] G. Rote. EuroCG open problem session, 2011. See the personal webpage of Günter Rote: http://page.mi.fu-berlin.de/rote/Papers/slides/Open-Problem_artgallery-Morschach-EuroCG-2011.pdf.
- [60] T. Roughgarden. Smoothed Complexity and Pseudopolynomial-Time Algorithms. <https://theory.stanford.edu/~tim/f14/l/115.pdf>, 2014. Online; accessed August 2018.
- [61] T. Roughgarden. Beyond worst-case analysis. *Arxiv*, 1806.09817, 2018.
- [62] M. Schaefer. Realizability of graphs and linkages. In *Thirty Essays on Geometric Graph Theory*, pages 461–482. Springer, 2013.
- [63] M. Schaefer, E. Sedgwick, and D. Stefankovic. Recognizing string graphs in NP. In *STOC*, pages 1–6, 2002.
- [64] M. Schaefer, E. Sedgwick, and D. Štefankovič. Recognizing string graphs in NP. *Journal of Computer and System Sciences*, 67(2):365–380, 2003.
- [65] M. Schaefer and D. Štefankovič. Fixed points, Nash equilibria, and the existential theory of the reals. *Theory of Computing Systems*, 60(2):172–193, 2017.
- [66] D. Schuchardt and H. Hecker. Two NP-hard art-gallery problems for ortho-polygons. *Math. Log. Q.*, 41:261–267, 1995.
- [67] Y. Shitov. A universality theorem for nonnegative matrix factorizations. *Arxiv 1606.09068*, 2016.
- [68] P. Shor. Stretchability of pseudolines is np-hard. *Applied Geometry and Discrete Mathematics-The Victor Klee Festschrift*, 1991.
- [69] D. A. Spielman and S.-H. Teng. Smoothed analysis of algorithms: Why the simplex algorithm usually takes polynomial time. *Journal of the ACM (JACM)*, 51(3):385–463, 2004.