

Adaptive Ranking Based Constraint Handling for Explicitly Constrained Black-Box Optimization

Naoki Sakamoto

Graduate School of Systems and Information Engineering
University of Tsukuba
naoki@bbo.cs.tsukuba.ac.jp

Youhei Akimoto

Center for AI Research
University of Tsukuba
akimoto@cs.tsukuba.ac.jp

ABSTRACT

A novel explicit constraint handling technique for the covariance matrix adaptation evolution strategy (CMA-ES) is proposed. The proposed constraint handling exhibits two invariance properties. One is the invariance to arbitrary element-wise increasing transformation of the objective and constraint functions. The other is the invariance to arbitrary affine transformation of the search space. The proposed technique virtually transforms a constrained optimization problem into an unconstrained optimization problem by considering an adaptive weighted sum of the ranking of the objective function values and the ranking of the constraint violations that are measured by the Mahalanobis distance between each candidate solution to its projection onto the boundary of the constraints. Simulation results are presented and show that the CMA-ES with the proposed constraint handling exhibits the affine invariance and performs similarly to the CMA-ES on unconstrained counterparts.

CCS CONCEPTS

• **Mathematics of computing** → **Continuous optimization**;
Bio-inspired optimization;

KEYWORDS

explicit constraint handling, invariance, CMA-ES, black-box optimization

1 INTRODUCTION

Black-box continuous optimization is a problem class that appears widely in a field of engineering, where solutions can be evaluated only through an expensive simulation. Usually in a real-world optimization problem a solution needs to meet some constraints, which can be quantifiable or not, simulation-based or a priori, relaxable or unrelaxable, known or unknown. See [23] for the taxonomy of the constraints appearing in the simulation based optimization. In this paper, we consider a set of constraints that are quantifiable (numerical constraint violations are defined rather than labels {feasible, infeasible}), possibly unrelaxable (simulation may clash if infeasible solutions are fed), a priori and known (existence of constraints are known to algorithm and their evaluation do not require computationally expensive simulation). A priori constraints often are called *explicit* constraints. It is said that a constraint handling technique for black-box optimization is not yet well investigated and is an important topic in evolutionary computation [14].

The covariance matrix adaptation evolution strategy (CMA-ES) is nowadays recognized as the state-of-the-art stochastic algorithm for unconstrained black-box continuous optimization [16, 18, 20]. One of the most important feature of the CMA-ES is the invariance to several transformations of the objective and the search space. The invariance induces equivalent problem classes and guarantees the generality of performance in each class. Therefore, they are not only important for algorithm efficiency, but also essential to assess the performance of algorithms. See [17] for a further discussion of the importance of invariance properties in black-box optimization.

When it comes to constrained optimization, invariance to element-wise increasing transformation of the objective and constraint functions (e.g., constraint functions g_j to $10^j g_j$), and to affine transformation of the search space (i.e., translation, scaling, and rotation), needs to be taken into account. Without these invariance properties, the performance of a search algorithm can suffer from changing the scaling of the objective or the constraint functions and by performing a linear transformation of the coordinate system of the search space, even though the optimization problem is essentially unchanged. Despite the importance of the invariance properties, most of the existing constraint handling methods are not invariant to such transformations, resulting in losing the goodness of the underlying CMA-ES. The performance of the algorithm then depends on the scaling difference between the objective and the constraint functions, and on the coordinate system of the search space.

In this paper, we propose a constraint handling technique (CHT) that takes into account the above-mentioned invariance. The proposed technique is designed not only to exhibit these invariance. We aim to make the algorithm perform identically on optimization with and without constraints. As our first step, we focus on linearly constrained problems, which themselves often appear in real world application and are important test cases since an arbitrary smooth constraint function is locally approximated by a linear function. Our approach is based on a penalization of the ranking of candidate solutions with adaptive penalization coefficient. The penalty for the constraint violation is based on the Mahalanobis distance between each candidate solution and its projection on the boundary given the covariance matrix of the search distribution. The penalization coefficient is then adapted so that the mean vector will not be too far away from the boundary in terms of the Mahalanobis distance. Our proposed CHT for *explicit constraints* does not assume that a solution violating a constraint can be evaluated in simulation. This will be therefore applicable in a wide context.

The rest of this paper is organized as follows. After summarizing the mathematical notation below, we first define our constrained continuous optimization problem, and introduce the CMA-ES and existing CHTs in Section 2. In Section 3, we describe invariance

properties that are desired for a CHT for the CMA-ES. In Section 4, we propose an invariant explicit CHT. In Section 5 we experimentally verify the invariance of the algorithm and compare it with existing approaches.

Notation. In the following, \mathbb{R} is the set of real numbers, \mathbb{R}^+ is the set of strictly positive real numbers. Let $\mathbf{x} \in \mathbb{R}^n$ be an n dimensional column vector, \mathbf{x}^T is its transpose, $\|\mathbf{x}\|$ denotes the Euclidean norm of \mathbf{x} , and $[\mathbf{x}]_i$ denote the i th coordinate of \mathbf{x} . Note that the i th coordinate of the k th vector \mathbf{x}_k is denoted by $[\mathbf{x}_k]_i$. The identity matrix is denoted by I_n . The indicator function $\mathbb{1}_{\{\text{condition}\}}$ returns 1 if condition is true and 0 otherwise. The sign function $\text{sgn}(a)$ returns 1 if $a > 0$, -1 if $a < 0$, and 0 otherwise.

2 FORMULATION AND EXISTING APPROACHES

In this section, we first define our constrained continuous optimization problem with linear inequality constraints. Then, we introduce the covariance matrix adaptation evolution strategy (CMA-ES) [16, 18, 20] that is our baseline algorithm for unconstrained continuous optimization, followed by the introduction of some existing constraint handling techniques (CHTs) for the CMA-ES.

2.1 Linearly Constrained Continuous Optimization Problem

In general, the continuous optimization problems with inequality constraints are defined as follows,

$$\underset{\mathbf{x} \in \mathbb{R}^n}{\text{argmin}} f(\mathbf{x}) \quad \text{subject to} \quad g_j(\mathbf{x}) \leq 0, \quad \forall j = 1, \dots, m,$$

where, $f, g_j : \mathbb{R}^n \rightarrow \mathbb{R}$ are the objective function and the constraint functions, respectively. The solution that satisfies all the constraints, i.e., $g_j(\mathbf{x}) \leq 0, \forall j$, are called feasible solutions. The solutions with unsatisfied constraints, i.e., $g_j(\mathbf{x}) > 0, \exists j$, are called infeasible solutions. The sets of all feasible and all infeasible solutions are called the feasible domain and the infeasible domain, respectively. For a solution \mathbf{x} , the j th constraint is called active if \mathbf{x} is on the boundary of j th constraint ($g_j(\mathbf{x}) = 0$). The vector valued function that enumerates constraint functions is denoted by $\mathbf{g}(\mathbf{x}) = (g_1(\mathbf{x}), \dots, g_m(\mathbf{x}))$, and we write $\mathbf{g}(\mathbf{x}) \leq \mathbf{0}$ to mean $g_j(\mathbf{x}) \leq 0$ for all $j = 1, \dots, m$.

In this paper, we consider linear constraints, where the constraints read

$$g_j(\mathbf{x}) = \mathbf{v}_j^T \mathbf{x} - b_j \leq 0, \quad (1)$$

where $b_j \in \mathbb{R}$ is a constant and $\mathbf{v}_j \in \mathbb{R}^n \setminus \{\mathbf{0}\}$ is pointing to the infeasible domain of g_j . Introducing the matrix form

$$\mathbf{A} = [\mathbf{v}_1, \dots, \mathbf{v}_m]^T, \quad \mathbf{b} = [b_1, \dots, b_m]^T, \quad (2)$$

the constraints are rewritten as

$$\mathbf{g}(\mathbf{x}) = \mathbf{A}\mathbf{x} - \mathbf{b} \leq \mathbf{0}. \quad (3)$$

A box constraint is a special case of a set of linear constraints, where the coordinate-wise feasible domain (interval) is defined as $[\text{LB}]_j \leq [\mathbf{x}]_j \leq [\text{UB}]_j$. One can write it in the matrix form (3) with

$$\mathbf{A} = [-I_n, I_n]^T, \quad \mathbf{b} = [-[\text{LB}]_1, \dots, -[\text{LB}]_n, [\text{UB}]_1, \dots, [\text{UB}]_n]^T, \quad (4)$$

where the number of constraints is $m = 2n$.

2.2 CMA-ES

The covariance matrix adaptation evolution strategy (CMA-ES) [16, 18] is a stochastic multi-point search algorithm for black-box continuous optimization. The CMA-ES samples λ candidate solutions \mathbf{x}_k , for $k \in \{1, \dots, \lambda\}$, from the multivariate normal distribution $\mathcal{N}(\mathbf{m}, \sigma^2 \mathbf{C})$, where $\mathbf{m} \in \mathbb{R}^n$ is the mean vector, $\sigma \in \mathbb{R}^+$ is the step-size, and $\mathbf{C} \in \mathbb{R}^{n \times n}$ is the covariance matrix. These distribution parameters are updated by using the candidate solutions and their ranking information¹.

Algorithm. Initialize $\mathbf{m}^{(0)}, \sigma^{(0)}, \mathbf{C}^{(0)}$ according to the initial search domain of the problem. The meanings of all parameters of the CMA-ES and their default values are described in [16]. These are designed based on the theoretical research of ES and extensive experiments. The CMA-ES repeats the following steps at each iteration, $t = 0, 1, \dots$, until a termination criterion is satisfied.

STEP 1. Draw λ samples \mathbf{z}_k , for $k \in \{1, \dots, \lambda\}$, independently from $\mathcal{N}(\mathbf{0}, I_n)$. Compute $\mathbf{y}_k = \sqrt{\mathbf{C}^{(t)}} \mathbf{z}_k$ and $\mathbf{x}_k = \mathbf{m}^{(t)} + \sigma^{(t)} \mathbf{y}_k$. Then, \mathbf{x}_k ($k = 1, \dots, \lambda$) are the candidate solutions that are independently $\mathcal{N}(\mathbf{m}^{(t)}, (\sigma^{(t)})^2 \mathbf{C}^{(t)})$ distributed. Here, $\sqrt{\mathbf{C}^{(t)}}$ is the symmetric matrix satisfying $\mathbf{C}^{(t)} = (\sqrt{\mathbf{C}^{(t)}})^2$.

STEP 2. Evaluate \mathbf{x}_k , for $k \in \{1, \dots, \lambda\}$, on the fitness function L and sort them in the ascending order. In unconstrained optimization scenario, usually $L = f$. Let the i th best candidate solution be denoted by $\mathbf{x}_{i:\lambda}$. In the same way, we denote the corresponding steps and normalized steps as $\mathbf{y}_{i:\lambda}$ and $\mathbf{z}_{i:\lambda}$, respectively.

STEP 3. Compute the weighted sum of the μ best steps of the candidate solutions $\langle \mathbf{y} \rangle_w = \sum_{i=1}^{\mu} w_i \mathbf{y}_{i:\lambda}$ and update $\mathbf{m}^{(t)}$ as follows

$$\mathbf{m}^{(t+1)} = \mathbf{m}^{(t)} + \sigma^{(t)} \langle \mathbf{y} \rangle_w.$$

Here w_i is the recombination weight for i th best candidate. It satisfies $w_1 \geq w_2 \geq \dots \geq w_{\mu} > 0$ and $\sum_{i=1}^{\mu} w_i = 1$.

STEP 4. Update $\sigma^{(t)}$ and $\mathbf{C}^{(t)}$.

2.3 Existing Constraint Handling for the CMA-ES

We briefly review some existing CHTs for the CMA-ES.

2.3.1 Resampling and Death Penalty. The simplest CHT is to re-sample a candidate solution until it drops in the feasible domain. Since it assumes nothing on constraints, it can be applied for any type of constraints. Usually the maximum number of resampling is set and the fitness value will be set to $+\infty$ if a feasible solution is not sampled. If the maximum number of resampling is set to one, it recovers the death penalty technique where infeasible solutions are ranked worst [13, 26]. Although it is highly flexible, it is not appropriate if the optimum is located on the boundary of some constraints since candidate solutions are biased in the feasible domain and the sampling distribution tends to approach the boundary slowly [2]. Moreover, if the probability of sampling a feasible solution is rather low, the algorithm will not make a meaningful ranking of the candidate and the parameter update results in random fluctuation.

¹ The update mechanisms we used can be found in [27].

2.3.2 Adaptive Penalty Box Constraint Handling. A box constraint handling using adaptive penalty (AP-BCH) [19] transforms a constrained problem into an unconstrained one by creating a penalized fitness function $L : \mathbb{R}^n \rightarrow \mathbb{R}$,

$$L(\mathbf{x}) = f(\mathbf{x}^{\text{feas}}) + \frac{1}{n} \sum_{i=1}^n \gamma_i ([\mathbf{x}]_i - [\mathbf{x}^{\text{feas}}]_i)^2 ,$$

where $\mathbf{x}^{\text{feas}} \in \mathbb{R}^n$ is the feasible solution closest to the infeasible solution \mathbf{x} (with minimal $\|\mathbf{x}^{\text{feas}} - \mathbf{x}\|$), and $\gamma_i \in \mathbb{R}^+$ is an adaptive penalty coefficient. It does not assume that the objective function is well-defined in the infeasible domain, but it is applicable only to box constrained problems.

2.3.3 Adaptive Augmented Lagrangian Constraint Handling. The adaptive augmented Lagrangian constraint handling (AAL-CH) [7–9] transforms a constrained problem into an unconstrained one by adapting the augmented Lagrangian

$$h(\mathbf{x}, \gamma, \omega) = f(\mathbf{x}) + \sum_{i=1}^m \begin{cases} \gamma_i g_i(\mathbf{x}) + \frac{\omega_i}{2} g_i^2(\mathbf{x}) & \text{if } \gamma_i + \omega_i g_i(\mathbf{x}) \geq 0 \\ -\frac{\gamma_i^2}{2\omega_i} & \text{otherwise} \end{cases} ,$$

where $\gamma_i \in \mathbb{R}$ is the Lagrange factor and $\omega_i \in \mathbb{R}^+$ is a penalty coefficient and both are adapted. It is applicable to problems with arbitrary quantifiable constraints, but it assumes that the objective function is defined in the infeasible domain. This method has been first proposed for (1 + 1)-ES [7] and extended to the CMA-ES in a single constraint case [8], where the median success rule is applied for the step-size adaptation.

2.3.4 Active Constraint Handling. A linear constraint handling based on (1 + 1)-CMA-ES with active covariance matrix update [6] tries to actively decrease the eigenvalues of the covariance matrix in the directions of normal vectors of active constraints. The active covariance matrix update was applied to the (μ, λ) -CMA-ES in [12] and to another variant of the CMA-ES called MA-ES in [28], where the MA-ES is proposed in [10]. In [22], the corresponding mechanism was applied to the xCMA-ES, which is a variant of the (μ, λ) -CMA-ES. For this purpose, the xCMA-ES treats the infeasible solutions as worst, and assigns negative weights to them. We call this mechanism as Active Constraint Handling (ACH) in this paper.

2.3.5 Other Strategies. A (1 + 1)-ES with a stochastic active-set method (Active-Set ES) [4, 5] is a CHT for explicit constraints that it reduces the search space dimension by forcing active constraints to be equality constraints. Linear Constraint Covariance Matrix Self-Adaptation Evolution Strategy (lcCMSA-ES) [29] is a CHT for a variant of CMA-ES, namely CMSA-ES [11], on explicitly and linearly constrained optimization.

The stochastic ranking [3] is a ranking-based CHT for multi-point search algorithms. Multiple Constraint Ranking technique (MCR) [15] is further improving the stochastic ranking while keeping it applicable to broad class problems.

2.4 Formal classification

We show the formal classification of the above-mentioned CHTs in Table 1. The (bnds/lc/nlc) means that a CHT can handle bound constraints/linear constraints/nonlinear constraints. The taxonomy

Table 1: Classification of Constraint Handling Techniques

CHT (bnds/lc/nlc)	Taxonomy	Invariance
ARCH [described in Sec. 4] (nlc)	Q*AK	increasing / affine
AP-BCH[19] (bnds)	Q*AK	\times / \times
lcCMSA-ES[29] (lc)	Q*AK	increasing / \times
Active-Set ES[5] (nlc)	Q*AK	increasing / \times
AAL-CH[8] (nlc)	QRSK	\times / affine
Stochastic Ranking[3] (nlc)	QRSK	\times / affine
MCR[15] (nlc)	QRSK	increasing / affine
(1 + 1)-CMA-ES with ACH[6] (nlc)	**SK	increasing / affine
(μ, λ) -CMA-ES with ACH[12] (nlc)	*RSK	increasing / affine
xCMA-ES with ACH[22] (nlc)	**SK	increasing / affine
MA-ES with ACH[28] (nlc)	**SK	increasing / affine
Resampling Technique (nlc)	****	increasing / affine

proposed in [23] classifies constraints as follows, **Quantifiable/Nonquantifiable**, **Relaxable/Unrelaxable**, **Simulation-based/A priori**, **Known/Hidden**. A **Quantifiable** constraint is a constraint for which the degree of feasibility and/or violation can be quantified. A **Relaxable** constraint is a constraint that does not need to be satisfied in order to compute the objective function. An **A priori** (or *explicit*) constraint is a constraint for which feasibility can be confirmed without running a simulation, i.e., this constraint can be formulated using optimization variables like $g(\mathbf{x}) = \sum_{i=1}^n [\mathbf{x}]_i \leq 1$. A **Known** constraint is a constraint that is explicitly given in the problem formulation, e.g., $\min f(\mathbf{x})$ s.t. $g(\mathbf{x}) \leq 0$. Constrained problems can be expressed by combining these initial letters as an acronym like QRSK. The wildcard notation “*” means double letters, e.g., Q*AK means Q, R/U, A, K. See [23] for more detail.

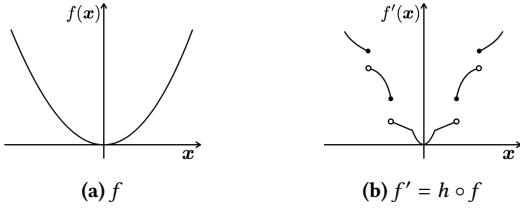
Many CHTs for simulation-based constraints have been proposed. However, for a priori and nonlinear constraints, CHTs are scarce, and furthermore, there are no CHTs for the CMA-ES with two invariance properties described in the next section.

3 DESIGN GUIDELINES: INVARIANCE

In this section, we describe two invariance properties that are desired for a CHT for the CMA-ES to preserve the goodness of the CMA-ES. The importance of the invariance properties are discussed in, for example, [21].

3.1 Element-wise Increasing Transformation of Objective and Constraint Functions

An increasing transformation $h : \mathbb{R} \rightarrow \mathbb{R}$ is a function satisfying $h(t) < h(s)$, $h(t) = h(s)$, $h(t) > h(s)$ if $t < s$, $t = s$, $t > s$, respectively. Invariance to an increasing transformation of the objective function in unconstrained optimization scenario refers to the property that the algorithm do not change the behavior when solving f and its composite $h \circ f$. Algorithms that are invariant to any increasing transformation can solve, for example, non-convex discontinuous functions $h \circ f$ as easily as convex quadratic functions f , see Fig. 1. The importance of this invariance property is well recognized, and many evolutionary algorithms including the CMA-ES are invariant to any increasing transformation since they use only the ranking of candidate solutions.

Figure 1: An increasing transformation of f to f'

In constrained optimization, we consider the invariance to an element-wise increasing transformation $h : \mathbb{R}^{m+1} \rightarrow \mathbb{R}^{m+1}$ that is an increasing transformation in each coordinate, i.e., $h = (h_0, \dots, h_m)$ where $h_i : \mathbb{R} \rightarrow \mathbb{R}$ is an increasing transformation. Invariance to an element-wise increasing transformation of the objective and constraint functions refers to the property that the algorithm does not change the behavior when solving a constrained problem (f, g_1, \dots, g_m) and its composite $h \circ (f, g_1, \dots, g_m) = (h_0 \circ f, h_1 \circ g_1, \dots, h_m \circ g_m)$. In real world applications, it is often the case that the scale of the objective and constraint functions are quite different and a pre-scaling of them is not effective. Algorithm without this invariance will suffer from the difference in scaling of constraints and put an implicit priority to some constraints depending on their scaling.

Although this invariance property is a straightforward extension of the invariance to the increasing transformation of the objective function and it is seemingly important,

The often used penalty function techniques that take the sum of the objective and constraint function values as fitness values do not exhibit it. For example, it is clear that the AAL-CH does not exhibit this invariance: it is not invariant to increasing transformation of any one of f and g_i .

3.2 Affine Transformation of Search Space

An affine transformation is a one-to-one map $T : \mathbb{R}^n \rightarrow \mathbb{R}^n$ defined as $T(\mathbf{x}) = \mathbf{A}_T \mathbf{x} + \mathbf{b}_T$ for a nonsingular matrix $\mathbf{A}_T \in \mathbb{R}^{n \times n}$ and a vector \mathbf{b}_T . Invariance to an affine transformation of the search space refers to the property that the algorithm behaves the same on the original coordinate system \mathbf{x} and the coordinate system defined by $T(\mathbf{x})$ with the corresponding transformation of the initial distribution. In unconstrained optimization, algorithms with the invariance to any affine transformation of the search space can solve ill-conditioned and non-separable functions as easily as well-conditioned separable functions. It is a key to the success of the CMA-ES in unconstrained black-box optimization. In constrained optimization scenario, constraint functions g_i as well as f are transformed by the same T , resulting in $g_i \circ T^{-1}$ and $f \circ T^{-1}$ in the transformed coordinate system, where T^{-1} is the inverse map of T . Fig. 2 displays an example case of an affine transformation.

Here we assume the underlying optimization algorithm (CMA-ES) is affine invariant, i.e., invariant to any affine transformation of the search space. The resampling technique, the ACH and the AAL-CH do not use any information in the search space, resulting in invariant to any affine transformation. On the other hand, it is clear that AP-BCH do not exhibit this invariance property since a box constraint is transformed to a set of linear constraints by an affine transformation in general.

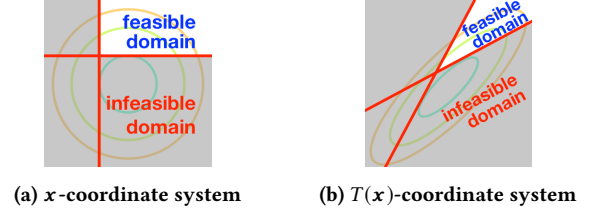


Figure 2: An affine transformation of the search space

4 ADAPTIVE RANKING CONSTRAINT HANDLING

In this section, we propose an explicit constraint handling method based on adaptive ranking, called ARCH. ARCH transforms the constrained optimization problem into an unconstrained problem similarly to AP-BCH. While the unconstrained CMA-ES ranks the candidate solutions based on their f -value, ARCH ranks the candidate solutions based on the total ranking, defined below. The proposed algorithm is designed to exhibit the invariance properties listed in Section 3 and it does not require the objective function to be well-defined in the infeasible domain.

4.1 Repair Operator

To make ARCH applicable to a problem where the objective function values are not defined in the infeasible domain, we employ a similar technique as AP-BCH. That is, given a solution \mathbf{x} , ARCH evaluates the objective function value at the nearest feasible solution \mathbf{x}^{feas} located on an intersection of violated constraints. The distance is measured by the Mahalanobis distance given the current covariance matrix $\sigma^2 \mathbf{C}$ of the search distribution.

Let $\mathcal{S} = \{\mathbf{x} \in \mathbb{R}^n : g_j(\mathbf{x}) \leq 0 \text{ for all } j \in \llbracket 1, m \rrbracket\}$ be the feasible domain. Given an infeasible solution $\mathbf{x} \notin \mathcal{S}$, let $\mathcal{J}(\mathbf{x}) = \{j \in \llbracket 1, m \rrbracket : g_j(\mathbf{x}) > 0\}$ be the set of indices of unsatisfied constraints. Let $\mathcal{A}(\mathbf{x}) = \{\mathbf{y} \in \mathbb{R}^n : g_j(\mathbf{y}) = 0 \text{ for all } j \in \mathcal{J}(\mathbf{x})\}$ be the intersection of the boundaries of violated constraints. If $\mathcal{A}(\mathbf{x}) \cap \mathcal{S} \neq \emptyset$, we solve

$$\mathbf{x}^{\text{feas}} = \underset{\mathbf{y} \in \mathcal{A}(\mathbf{x}) \cap \mathcal{S}}{\operatorname{argmin}} \|\mathbf{x} - \mathbf{y}\|_{\Sigma^{-1}}^2, \quad (5)$$

where $\|\mathbf{x} - \mathbf{y}\|_{\Sigma^{-1}}^2 = (\mathbf{x} - \mathbf{y})^T \Sigma^{-1} (\mathbf{x} - \mathbf{y})$ and $\Sigma^{-1} = (\sigma^2 \mathbf{C})^{-1}$. If $\mathcal{A}(\mathbf{x}) \cap \mathcal{S} = \emptyset$, we solve

$$\mathbf{x}^{\text{feas}} = \underset{\mathbf{y} \in \mathcal{S}}{\operatorname{argmin}} \|\mathbf{x} - \mathbf{y}\|_{\Sigma^{-1}}^2. \quad (6)$$

They form quadratic programming problems, which can be solved by standard numerical optimization routines. The reason we prefer (5) to (6) will be described in experiments.

The motivation we use such distance is to make ARCH to be independent of the choice of coordinate system. Let us assume the coordinates of \mathbf{x} in a coordinate system is mapped to $T(\mathbf{x}) = \mathbf{A}_T \mathbf{x} + \mathbf{b}_T$ in the transformed coordinate system. The multivariate normal distribution $\mathcal{N}(\mathbf{m}, \Sigma)$ in the original coordinate corresponds to $\mathcal{N}(T(\mathbf{m}), \mathbf{A}_T \Sigma \mathbf{A}_T^T)$ in the transformed coordinate system. Then, the mahalanobis distance from $T(\mathbf{x})$ to $T(\mathbf{y})$ is $\|T(\mathbf{x}) - T(\mathbf{y})\|_{(\mathbf{A}_T^{-1})^T \Sigma^{-1} \mathbf{A}_T^{-1}}^2 = \|\mathbf{x} - \mathbf{y}\|_{\Sigma^{-1}}^2$. Due to this, we obtain the affine invariance.

The condition that $\mathcal{A}(\mathbf{x}) \cap \mathcal{S} \neq \emptyset$ is indeed simplified to $\mathcal{A}(\mathbf{x}) \neq \emptyset$ when constraints are all linear and not redundant. Here, a redundant constraint g_j is defined as a constraint such that the boundary of g_j is never in contact with the feasible domain, i.e., $\{\mathbf{x} \in \mathbb{R}^n \mid g_j(\mathbf{x}) = 0\} \notin \mathcal{S}$. Note that checking whether $\mathcal{A}(\mathbf{x}) \neq \emptyset$ is as easy as checking if a system of linear equations has a solution.

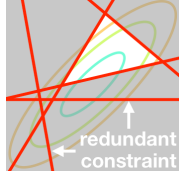


Figure 3: redundant constraints

4.2 Total Ranking

The total ranking $R_T(\mathbf{x}_k)$, for $k \in \{1, \dots, \lambda\}$, at each iteration $t \in \{0, 1, \dots\}$ is a weighted sum of the rankings of the candidate solutions based on the objective function value, $R_f(\mathbf{x}_k)$, and based on the Mahalanobis distance to the feasible domain, $R_g(\mathbf{x}_k)$, namely,

$$R_T(\mathbf{x}_k) = R_f(\mathbf{x}_k) + \alpha^{(t+1)} R_g(\mathbf{x}_k), \quad (7)$$

where $\alpha^{(t+1)}$ is called the ranking coefficient that controls the balance between the objective and constraints. The rankings $R_f(\mathbf{x}_k)$ and $R_g(\mathbf{x}_k)$ are defined as follows.

The f -ranking, $R_f(\mathbf{x}_k)$, is the number of better candidate solutions in terms of f plus the number of tie candidate solutions divided by 2, namely,

$$R_f(\mathbf{x}_k) = \sum_{l=1}^{\lambda} \mathbb{1}_{\{f(\mathbf{x}_l^{\text{feas}}) < f(\mathbf{x}_k^{\text{feas}})\}} + \frac{1}{2} \left(\left(\sum_{l=1}^{\lambda} \mathbb{1}_{\{f(\mathbf{x}_l^{\text{feas}}) = f(\mathbf{x}_k^{\text{feas}})\}} \right) - 1 \right). \quad (8)$$

Note that the sum of $R_f(\mathbf{x}_k)$ for $k \in \{1, \dots, \lambda\}$ is $\lambda(\lambda - 1)/2$. Note also that in unconstrained optimization scenario the probability of sampling tie solutions is often zero, whereas the second term above can be nonzero with nonzero probability in our situation because of the repair operation.

The g -ranking, $R_g(\mathbf{x}_k)$, is analogously defined by simply replacing f by g_{Σ} ,

$$R_g(\mathbf{x}_k) = \sum_{l=1}^{\lambda} \mathbb{1}_{\{g_{\Sigma}(\mathbf{x}_l) < g_{\Sigma}(\mathbf{x}_k)\}} + \frac{1}{2} \left(\left(\sum_{l=1}^{\lambda} \mathbb{1}_{\{g_{\Sigma}(\mathbf{x}_l) = g_{\Sigma}(\mathbf{x}_k)\}} \right) - 1 \right), \quad (9)$$

where $g_{\Sigma}(\mathbf{x}) = \|\mathbf{x} - \mathbf{x}^{\text{feas}}\|_{\Sigma^{-1}}^2$ and $\Sigma = (\sigma^{(t)})^2 C^{(t)}$.

4.3 Adaptation of Ranking Coefficient

The ranking coefficient α controls the balance between R_f and R_g . If the α is too large, the search distribution is biased toward feasible domain. If α is too small, the search distribution is biased toward infeasible domain. Therefore the adaptation of α influences greatly the search performance.

The adaptation of the α is based on the theoretical study of the weighted recombination ES on a spherical function. It is reported in [1] that in the optimal situation

$$\frac{\|\mathbf{m}_{\text{sph}} - \mathbf{x}_{\text{sph}}^*\|}{n \cdot \sigma} = \frac{1}{\bar{\sigma}^*} \approx \frac{1}{\hat{\sigma}}, \quad \hat{\sigma} = \frac{c \cdot n \cdot \mu_w}{n - 1 + c^2 \cdot \mu_w}, \quad (10)$$

where \mathbf{m}_{sph} and $\mathbf{x}_{\text{sph}}^*$ are the mean vector and the optimum on a spherical function, respectively, $\bar{\sigma}^*$ is the optimal normalized step-size, which is approximated by $\hat{\sigma}$, $c = -\sum_{i=1}^{\mu} w_i \mathbb{E}[N_{i:\lambda}]$ is

the weighted average of the expected value of the normal order statistics from λ samples and is usually in $O(1)$, $\mu_w = (\sum_{i=1}^{\mu} w_i^2)^{-1}$ is the variance effective selection mass.

Ideally, we want the CMA-ES with the proposed constraint handling to behave on a constrained sphere function as if it is an unconstrained sphere function. In other words, we want (10) to hold even for a constrained sphere problem.

Assuming that the optimum of a constrained sphere problem is located on the boundary, we estimate the left-hand side (LHS) of (10) by using the Mahalanobis distance between \mathbf{m} and \mathbf{m}^{feas} ,

$$\frac{\|\mathbf{m}_{\text{sph}} - \mathbf{x}_{\text{sph}}^*\|^2}{\sigma^2} \approx \|\mathbf{m} - \mathbf{m}^{\text{feas}}\|_{\Sigma^{-1}}^2. \quad (11)$$

If we define $d_{\mathbf{m}}^{(t+1)}$ by using the parameter at iteration t ($\mathbf{m} = \mathbf{m}^{(t)}$, $\Sigma^{-1} = ((\sigma^{(t)})^2 C^{(t)})^{-1}$) as

$$d_{\mathbf{m}}^{(t+1)} = \frac{\|\mathbf{m} - \mathbf{m}^{\text{feas}}\|_{\Sigma^{-1}}^2 \cdot \hat{\sigma}^2}{n(n/2 + c_{\text{act}})}, \quad (12)$$

where $c_{\text{act}} = |\{j \mid g_j(\mathbf{m}^{\text{feas}}) = 0, \forall j\}|$ is the number of active constraints at repaired mean \mathbf{m}^{feas} . From the view point of (10) and (11), we would like to keep $d_{\mathbf{m}} \approx 1$ if the denominator is n^2 . However, in (12), we replace n^2 with $n(n/2 + c_{\text{act}})$, leading to varying the denominator in $[n^2/2, 3n^2/2]$. The motivation is to incorporate that the numerator is expected to be smaller if c_{act} is smaller since the projection is performed only on these c_{act} dimensional subspace. We adapt α so that $d_{\mathbf{m}}$ will stay around 1, as follows.

Ranking Coefficient Adaptation. Initialize $\alpha^{(0)} = 1$, $d_{\mathbf{m}}^{(0)} = 0$. At t iteration, we update $\alpha^{(t)}$ as

$$\alpha^{(t+1)} = \alpha^{(t)} \cdot \exp\left(\frac{\text{sgn}(d_{\mathbf{m}}^{(t+1)} - 1)}{n}\right) \quad (13)$$

only if $\text{sgn}(d_{\mathbf{m}}^{(t+1)} - 1) = \text{sgn}(d_{\mathbf{m}}^{(t+1)} - d_{\mathbf{m}}^{(t)})$ or $d_{\mathbf{m}}^{(t+1)} = 0$, the latter of which is necessary to decrease α when the mean vector stays in the feasible domain, i.e., $d_{\mathbf{m}}^{(t)} = d_{\mathbf{m}}^{(t+1)} = 0$. After the update, $\alpha^{(t+1)}$ is clipped to $[1/\lambda, \lambda]$ since $\alpha < 1/\lambda$ and $\alpha > \lambda$ result in ignoring R_g and R_f , respectively.

4.4 Implementation Remark

In practice, we have to deal with numerical errors in implementation of the above repair operator as numerical optimization routines sometimes return solutions that violate the constraints slightly. To guarantee to produce a feasible solution so that it can be evaluated on f , we replace all the constraints in (5) and (6) with $g(\mathbf{x}) \leq -\epsilon^{(t)}$. Then, even with numerical errors the repair operator likely returns a feasible solution (i.e., $g(\mathbf{x}^{\text{feas}}) \leq 0$) if they are solvable. We say the repair operation is successful if a repaired solution is feasible.

The repair operator is implemented as follows. First, we try to solve (5) and return the solution if it is feasible. Otherwise, we try to solve (6) and return the solution if it is feasible. If a repaired candidate is still infeasible, we can not evaluate its f value. Instead, we set an artificial value, f^{infeas} , which is treated as $f^{\text{infeas}} > f(\mathbf{x})$ for all $\mathbf{x} \in \mathcal{S}$ and $f^{\text{infeas}} = f(\mathbf{x})$ for all $\mathbf{x} \notin \mathcal{S}$. The f -ranking (8) is computed using f^{infeas} , whereas the computation of the g -ranking (9) is unchanged: we use the Mahalanobis distance between the

original candidate \mathbf{x} and the unsuccessfully repaired candidate \mathbf{x}^{feas} . To keep the success probability of the repair operation high, we adapt $\varepsilon^{(t)}$. We set $\varepsilon^{(0)} = 10^{-13}$ and update it as

$$\varepsilon^{(t+1)} = \varepsilon^{(t)} \times \begin{cases} \frac{1}{2} & \text{if the number of unsuccessfully} \\ & \text{repaired points at iteration } t \leq [0.1\lambda] , \\ 10 & \text{otherwise} , \end{cases}$$

and $\varepsilon^{(t+1)}$ is clipped to $[10^{-13}, 10^{-4}]^2$.

The optimization routine for repair operation can be chosen according to the problem. For example, if constraints are linear and they are not redundant, we can obtain the repaired point without solving the quadratic problem³.

5 EXPERIMENTS

In this section, we show the invariance properties of ARCH and assess it experimentally by comparing the behaviors of ARCH and other CHTs for the CMA-ES on linearly constrained problems. It is clear that ARCH is invariant to increasing transformation because it considers only ranking of candidate solutions. Therefore, we focus on the invariance to an affine transformation of the search space in this experiments.

5.1 Test Problem

We consider a linearly constrained problem (P0) defined in the n -dimensional inner product space $(V, \langle \cdot, \cdot \rangle)$ on the real field \mathbb{R} ,

$$\begin{aligned} & \underset{\mathbf{p} \in V}{\operatorname{argmin}} f(\mathbf{p}) \\ & \text{s.t. } [\text{LB}]_i \leq \langle \mathbf{v}_i, \mathbf{p} \rangle \leq [\text{UB}]_i, \forall i = 1, \dots, n, \end{aligned} \quad (14)$$

where $\mathbf{v}_i \in V$ is the normal vector of i th constraint that is orthogonal to each other, i.e., $\langle \mathbf{v}_i, \mathbf{v}_j \rangle = \delta_{i,j}$, $[\text{LB}]_i, [\text{UB}]_i \in \mathbb{R}$ are the lower and upper bounds, respectively. We define the constraint functions as $g_i(\mathbf{p}) = \langle -\mathbf{v}_i, \mathbf{p} \rangle - [\text{LB}]_i$ and $g_{n+i}(\mathbf{p}) = \langle \mathbf{v}_i, \mathbf{p} \rangle - [\text{UB}]_i$, then the constraints are written by $g_i(\mathbf{p}) \leq 0, \forall i = 1, \dots, m = 2n$.

Here, we consider the coordinate system with $\{\mathbf{v}_i\}$ as the basis vectors. Let $\mathbf{x} \in \mathbb{R}^n$ is a coordinate vector. On this coordinate system, (P0) can be written as the box-constrained minimization problem (P1) as follows

$$\begin{aligned} & \underset{\mathbf{x} \in \mathbb{R}^n}{\operatorname{argmin}} f_{(P1)}(\mathbf{x}) = f(\sum_{i=1}^n [\mathbf{x}]_i \mathbf{v}_i) \\ & \text{s.t. } \mathbf{g}_{(P1)}(\mathbf{x}) = \mathbf{A}\mathbf{x} - \mathbf{b} \leq \mathbf{0}, \end{aligned} \quad (15)$$

where \mathbf{A} and \mathbf{b} are as defined in (4). We define an initial mean vector and initial covariance matrix as $\mathbf{m}^{(0)}$ and $\mathbf{C}^{(0)}$, respectively, on this coordinate system.

By taking another basis $\{\mathbf{w}_i\}$, the general linear constrained optimization problem (P2) is defined as

$$\begin{aligned} & \underset{\mathbf{y} \in \mathbb{R}^n}{\operatorname{argmin}} f_{(P2)}(\mathbf{y}) = f_{(P1)}(\mathbf{P}\mathbf{y}) \\ & \text{s.t. } \mathbf{g}_{(P2)}(\mathbf{y}) = \mathbf{A}\mathbf{P}\mathbf{y} - \mathbf{b} \leq \mathbf{0}. \end{aligned} \quad (16)$$

On this coordinate system, the coordinate vector $\mathbf{y} \in \mathbb{R}^n$ is transformed as $\mathbf{x} = \mathbf{P}\mathbf{y}$ by using basis-transformation matrix \mathbf{P} that

² Note that since our experiments are only on linearly constrained problems in this paper and our internal optimization routine provides a sufficient accuracy, Eq. (5) always holds and we confirmed that ε was always 10^{-13} in the experiment.

³ We provide the code in a GitHub repository (<https://github.com/naoking158/ARCH>).



Figure 4: Same problem with different coordinate systems

transforms $\{\mathbf{v}_i\}$ to $\{\mathbf{w}_i\}$. The initial mean vector and the covariance matrix are transformed as $\mathbf{P}^{-1}\mathbf{m}^{(0)}$ and $\mathbf{P}^{-1}\mathbf{C}^{(0)}(\mathbf{P}^{-1})^T$, respectively.

These optimization problems (P1) and (P2) are equivalent to (P0). However, the (P1) has a box-constraint, whereas (P2) has a set of linear constraints. Algorithms that are invariant to any affine transformation of the search space must perform equivalently on these problems. We use these problems to assess the invariance.

5.2 Test Functions

We employ three test functions as $f_{(P1)}$ in (15): Sphere ($f_{\text{sph}}(\mathbf{x}) = \sum_{i=1}^n [\mathbf{x}]_i^2$), Ellipsoid ($f_{\text{ell}}(\mathbf{x}) = \sum_{i=1}^n 10^6 \frac{i-1}{n-1} [\mathbf{x}]_i^2$) and rotated-Ellipsoid ($f_{\text{rotell}}(\mathbf{x}) = f_{\text{ell}}(\mathbf{Q}_\theta \mathbf{x})$), where $\mathbf{Q}_\theta \in \mathbb{R}^{n \times n}$ is a block diagonal matrix such that each block is 2×2 rotation matrix with the counter-clockwise rotation angle θ . We set $\theta = \pi/6$ in this experiment.

5.3 Settings

In the problem (15), LB and UB are set as $\text{LB} = [-1, 1, \dots, -1, 1]^T$, $\text{UB} = \text{LB} + [5, \dots, 5]^T$. The optimum is located at $\mathbf{x}^* = [0, 1, \dots, 0, 1]^T$ for all but f_{rotell} , where $\mathbf{x}^* \approx [0.37, 1, \dots, 0.37, 1]^T$ is obtained by the Karush-Kuhn-Tucker. That is, the even-numbered coordinate of the optimum is on the boundary, and the others are not. The number of active constraints at the optimum is $n/2$.

For the transformation matrix \mathbf{P} in (16), we consider the following two matrices: $\mathbf{P}_{\text{rot}} = \mathbf{Q}_{\theta'}$ and $\mathbf{P}_{\text{illrot}} = \mathbf{Q}_{\theta'}^T \mathbf{D} \mathbf{Q}_{\theta'}$, where $\mathbf{Q}_{\theta'}$ is the orthogonal matrix defined in Section 5.2 with $\theta' = \pi/4$, \mathbf{D} is a diagonal matrix defined as $\mathbf{D} = \text{diag}(1, 10, \dots, 1, 10)$. The transformation matrix \mathbf{P}_{rot} only rotates the search space, whereas $\mathbf{P}_{\text{illrot}}$ transforms the rectangle feasible domain to a rhombus shape.

For the box-constrained optimization problem (P1), an initial mean vector is $\mathbf{m}^{(0)} = \frac{\text{UB} + \text{LB}}{2} + \mathcal{U}(-1, 1)^n = [2.4, 2.6, \dots, 2.4, 2.6]^T + \mathcal{U}(-1, 1)^n$ and an initial covariance matrix is $\mathbf{C}^{(0)} = \mathbf{I}_n$. For the linear inequality constrained optimization problem (P2), the $\mathbf{m}^{(0)}$ and $\mathbf{C}^{(0)}$ are transformed in the way described in Section 5.1.

The search space dimension is $n \in \{20, 50\}$, an initial step-size is $\sigma^{(0)} = \frac{\text{UB} - \text{LB}}{4} = 1.25$, and other parameters are set to their default value defined in [16]. The box-constrained problem (P1) is denoted by Box, the linearly constrained problem (P2) using \mathbf{P}_{rot} is denoted by rotBox, and the (P2) using $\mathbf{P}_{\text{illrot}}$ is denoted by illrotBox. See Figure 4 that visualize the differences of these coordinate systems.

5.4 Results and Discussion

We experimentally confirm the affine invariance of ARCH and resampling technique⁴ on the problems defined above. Moreover, we compare the behaviors of the CMA-ES with these constraint handling techniques with those of the CMA-ES on the unconstrained

⁴ The maximum number of resampling is set to 500 and the fitness value will be set to $+\infty$ if a feasible solution is not sampled.

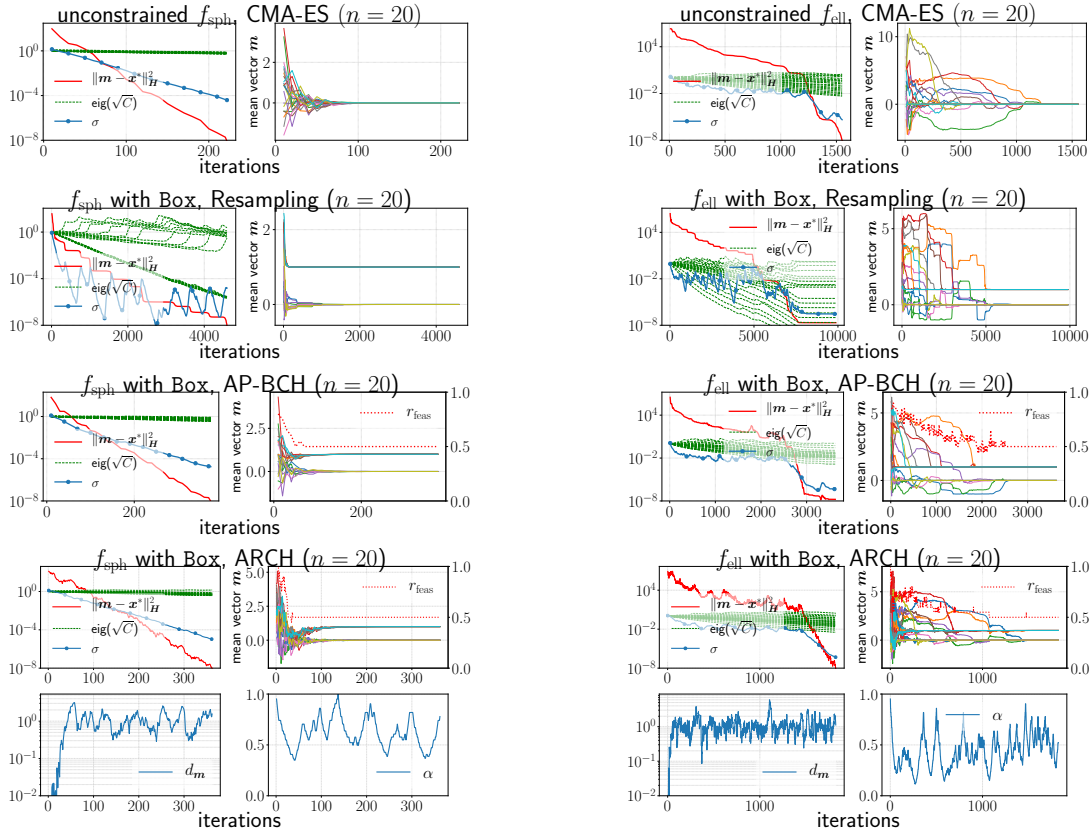


Figure 5: Typical single runs of the CMA-ES (1st row) on unconstrained f_{sph} (left) and f_{ell} (right), the resampling (2nd row), AP-BCH (3rd row) and ARCH (4th row) on f_{sph} (left) and f_{ell} (right) with Box in $n = 20$. Shown are the Mahalanobis distance $\|m - x^*\|_H^2$ between the mean vector m and the optimal solution x^* given the Hessian matrix H of the objective f , the step-size σ , the eigenvalues $\text{eig}(\sqrt{C})$ of the square root of the C , the coordinates of the m , the ratio r_{feas} of the constraints satisfied by the m , the distance d_m between the m and its projection on the boundary and the coefficient α versus the number of iterations.

counterparts of the problems and the CMA-ES with AP-BCH [19] (Section 2.3.2) on Box. The progress is measured by the Mahalanobis distance between the mean vector and the optimal solution $\|m - x^*\|_H^2 = (m - x^*)^T H (m - x^*)$ given the Hessian matrix $H \in \mathbb{R}^{n \times n}$ of the objective function.

Figure 5 shows typical single runs of the CMA-ES (1st row) on unconstrained problems, and the CMA-ES with resampling (2nd row), AP-BCH (3rd row) and ARCH (4th row), respectively, on f_{sph} and f_{ell} with Box in $n = 20$. In 3rd and 4th rows, we show the ratio of the constraints satisfied by the mean vector m , defined as

$$r_{\text{feas}} = \frac{1}{n} |\{ i \in \llbracket 1, n \rrbracket \mid [\text{LB}]_i \leq [m]_i \leq [\text{UB}]_i \}|. \quad (17)$$

Figure 6 shows the median, the lower-quartile and the upper quartile over 100 trials of the CMA-ES with ARCH, the resampling technique and AP-BCH on constrained (Box, rotBox and illrotBox) f_{sph} , f_{ell} and f_{rotell} in $n = 20$ (left) and $n = 50$ (right).

Affine Invariance of ARCH and Resampling. We focus on the results of ARCH and the Resampling in Figure 6. For all functions, we observe that the lines of the Box, rotBox and illrotBox overlap

each others. Though we do not formally prove the invariance of ARCH and the resampling to an affine transformation of the search space, the experimental results show they are. It indicates that the performance comparison can be done solely on the most convenient case, in our case Box.

Typical runs. In the results of ARCH in Figure 5, we observe that the distance d_m between the mean vector and its projection on the boundary was kept around 1 as we desired. We also notice that the behaviors of the unconstrained CMA-ES and those of the CMA-ES with ARCH and AP-BCH are similar in the sense that the eigenvalues of the covariance matrix tend to be proportional to those of the Hessian matrix. However, we observed in Figure 6 the difference in the adaptation speed of the covariance matrix on f_{ell} and f_{rotell} . It was faster in the CMA-ES with ARCH than in the CMA-ES with AP-BCH. By adapting the coefficient α , ARCH seems to resemble the selection of candidate solutions on an unconstrained problem better than AP-BCH does.

On the other hand, the resampling results in a quite different behavior. The eigenvalues of the covariance matrix are split into two, where the smaller values are in the axes where the constraints

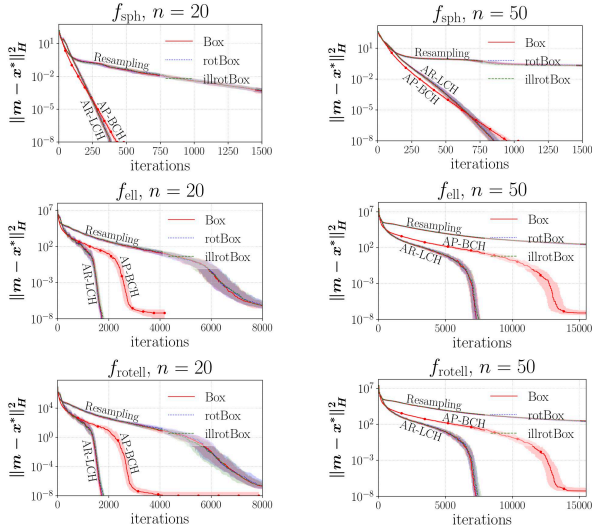


Figure 6: The median, 25% and 75%-ile over 100 trials

are active at the optimum. Learning short axes in the direction of constraints is reasonable if we want to generate only feasible candidate solutions, and this idea is employed in [6]. However, it will significantly slow down the convergence of the mean vector towards the optimum on the boundary.

In the result of ARCH on the f_{sph} in Figure 5, we observe that $\|m - x^*\|_H^2$ once increases at the beginning of the search. The reason is that α is too small when the mean vector m violates the constraints for the first time. ARCH continues to decrease α until m goes out of the feasible domain and becomes at the proper distance from the boundary. Then, m goes away from the boundary until α becomes somewhat larger. The change of r_{feas} also indicates this situation. Therefore, the search efficiency of ARCH should be improved by accelerating the adaptation speed of α .

Why do we prefer Eq. (5) to Eq. (6)? Figure 7 shows a typical run on f_{sph} with Box when the repair operator only uses (6). Similarly to the behavior of Resampling, we observe that $\text{eig}(\sqrt{C})$ get split into two. The reason is described as follows. The points repaired on the intersection of the boundaries of the constraints that are active on the optimum tend to have better f -values than the points that are sampled inside the feasible domain and the points repaired on the other place. Therefore, the algorithm prefers the region of the points repaired on the intersection. Along this region, the sampling distribution tends to spread. Once the distribution learns a sharp shape, the preferred region becomes sharp, which leads to an even more sharp distribution. On the other hand, the preferred region of the algorithm using (5) is independent of the distribution shape, and performs significantly better than the one using (6).

6 CONCLUSION

We have proposed a constraint handling technique (CHT) for the CMA-ES, called ARCH, for explicit constraints. ARCH is designed to exhibit the following invariance properties: the invariance to the element-wise increasing transformation of the objective and

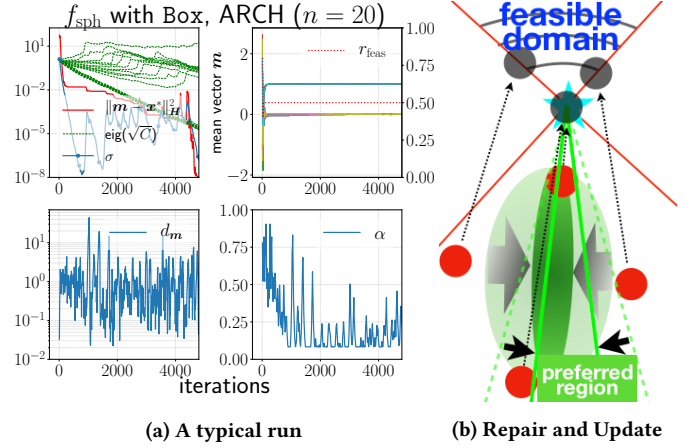


Figure 7: The behavior when we only use Eq.(6) to repair

constraint functions and the invariance to an affine transformation of the search space. Without these invariance properties, the performance of a search algorithm can suffer from changing the scaling of the objective or the constraint functions and by performing a linear transformation of the coordinate system of the search space, even though the optimization problem is essentially unchanged. However, there was no CHTs for explicit constraints with both the above mentioned invariance, resulting in losing the goodness of the underlying CMA-ES.

To obtain the invariance to the element-wise increasing transformation of the objective and constraint functions, ARCH uses the total ranking as fitness value of candidate solutions. The total ranking is the adaptive weighted sum of the ranking of the objective values and the ranking of the constraint violations that are measured by the Mahalanobis distance between each candidate solution to its projection onto the boundary of the constraints. By taking into account the Mahalanobis distance given the covariance matrix of the search distribution, ARCH obtains the invariance to the affine transformation of the search space. Moreover, ARCH does not assume that a solution violating a constraint can be evaluated in simulation. This will be therefore applicable in a wide context.

In this paper, as our first step, we have focused on linearly constrained problems. However, ARCH can handle nonlinearly and equality/inequality constrained problems. As the next step, we analyze the behavior of ARCH on various nonlinearly constrained problems including conically constrained test problems and the CEC competitions on constrained real-parameter optimization [24].

REFERENCES

- [1] Youhei Akimoto, Anne Auger, and Nikolaus Hansen. 2018. Quality gain analysis of the weighted recombination evolution strategy on general convex quadratic functions. *Theoretical Computer Science* (2018). <https://doi.org/10.1016/j.tcs.2018.05.015>
- [2] Youhei Akimoto and Shinichi Shirakawa. 2014. Natural Gradient Approach for Linearly Constrained Continuous Optimization. In *Parallel Problem Solving from Nature - PPSN XIII (LNCS)*, T. Bartz-Beielstein et al. (Ed.), Vol. 8672. Springer International, Ljubljana, Slovenia, 252–261. <https://doi.org/10.1007/978-3-319-10762-2>
- [3] T. P. Runarsson and. 2000. Stochastic ranking for constrained evolutionary optimization. *IEEE Transactions on Evolutionary Computation* 4, 3 (Sep. 2000), 284–294. <https://doi.org/10.1109/4235.873238>

- [4] Dirk V. Arnold. 2016. An Active-Set Evolution Strategy for Optimization with Known Constraints. In *International Conference on Parallel Problem Solving from Nature*. Springer, 192–202.
- [5] Dirk V. Arnold. 2017. Reconsidering constraint release for active-set evolution strategies. In *Proceedings of the Genetic and Evolutionary Computation Conference*. ACM, 665–672.
- [6] Dirk V. Arnold and Nikolaus Hansen. 2012. A (1 + 1)-CMA-ES for Constrained Optimisation. In *Proceedings of the Fourteenth International Conference on Genetic and Evolutionary Computation Conference (GECCO '12)*. ACM, New York, NY, USA, 297–304.
- [7] Dirk V. Arnold and Jeremy Porter. 2015. Towards an Augmented Lagrangian Constraint Handling Approach for the (1+1)-ES. In *Proceedings of the 2015 Annual Conference on Genetic and Evolutionary Computation (GECCO '15)*. ACM, New York, NY, USA, 249–256. <https://doi.org/10.1145/2739480.2754813>
- [8] Asma Atamna, Anne Auger, and Nikolaus Hansen. 2016. Augmented Lagrangian Constraint Handling for CMA-ES—Case of a Single Linear Constraint. In *Proceedings of the 14th International Conference on Parallel Problem Solving from Nature*. Edinburgh, United Kingdom, 181 – 191. https://doi.org/10.1007/978-3-319-45823-6_17
- [9] Asma Atamna, Anne Auger, and Nikolaus Hansen. 2017. Linearly Convergent Evolution Strategies via Augmented Lagrangian Constraint Handling. In *The 14th ACM/SIGEVO Workshop on Foundations of Genetic Algorithms (FOGA XIV)*.
- [10] H. Beyer and B. Sendhoff. 2017. Simplify Your Covariance Matrix Adaptation Evolution Strategy. *IEEE Transactions on Evolutionary Computation* 21, 5 (Oct 2017), 746–759. <https://doi.org/10.1109/TEVC.2017.2680320>
- [11] Hans-Georg Beyer and Bernhard Sendhoff. 2008. Covariance matrix adaptation revisited—the CMA evolution strategy—. In *International Conference on Parallel Problem Solving from Nature*. Springer, 123–132.
- [12] Rudy Chocat, Loïc Brevault, Mathieu Balesdent, and Sébastien Defoort. 2015. Modified Covariance Matrix Adaptation—Evolution Strategy algorithm for constrained optimization under uncertainty, application to rocket design. *International Journal for Simulation and Multidisciplinary Design Optimization* 6 (2015), A1.
- [13] Carlos A Coello Coello. 2002. Theoretical and numerical constraint-handling techniques used with evolutionary algorithms: a survey of the state of the art. *Computer methods in applied mechanics and engineering* 191, 11 (2002), 1245–1287.
- [14] Andrew R. Conn, Katya Scheinberg, and Luis N. Vicente. 2009. *Introduction to Derivative-Free Optimization*. Society for Industrial and Applied Mathematics, Philadelphia, PA, USA.
- [15] Rafael de Paula Garcia, Beatriz Souza Leite Pires de Lima, Afonso Celso de Castro Lemonge, and Breno Pinheiro Jacob. 2017. A rank-based constraint handling technique for engineering design optimization problems solved by genetic algorithms. *Computers & Structures* 187 (2017), 77 – 87. <https://doi.org/10.1016/j.compstruc.2017.03.023>
- [16] N. Hansen. 2016. The CMA Evolution Strategy: A Tutorial. *ArXiv e-prints* (April 2016). arXiv:cs.LG/1604.00772
- [17] Nikolaus Hansen, Anne Auger, Raymond Ros, Steffen Finck, and Petr Pošík. 2010. Comparing Results of 31 Algorithms from the Black-Box Optimization Benchmarking BBOB-2009. In *Proceedings of Genetic and Evolutionary Computation Conference*. 1689–1696.
- [18] Nikolaus Hansen, Sibylle D. Muller, and Petros Koumoutsakos. 2003. Reducing the time complexity of the derandomized evolution strategy with covariance matrix adaptation (CMA-ES). *Evolutionary Computation* 11, 1 (2003), 1–18.
- [19] Nikolaus Hansen, André S. P. Niederberger, Lino Guzzella, and Petros Koumoutsakos. 2009. A Method for Handling Uncertainty in Evolutionary Optimization With an Application to Feedback Control of Combustion. *IEEE Transactions on Evolutionary Computation* 13, 1 (2009), 180–197.
- [20] Nikolaus Hansen and Andreas Ostermeier. 2001. Completely derandomized self-adaptation in evolution strategies. *Evolutionary Computation* 9, 2 (2001), 159–195.
- [21] Nikolaus Hansen, Raymond Ros, Nikolas Mauny, Marc Schoenauer, and Anne Auger. 2011. Impacts of invariance in search: When CMA-ES and PSO face ill-conditioned and non-separable problems. *Applied Soft Computing* 11, 8 (2011), 5755–5769.
- [22] Oswin Krause and Tobias Glasmachers. 2015. A CMA-ES with Multiplicative Covariance Matrix Updates. In *Proceedings of the 2015 Annual Conference on Genetic and Evolutionary Computation (GECCO '15)*. ACM, New York, NY, USA, 281–288. <https://doi.org/10.1145/2739480.2754781>
- [23] S. Le Digabel and S. M. Wild. 2015. A Taxonomy of Constraints in Simulation-Based Optimization. *ArXiv e-prints* (May 2015). arXiv:math.OA/1505.07881
- [24] JJ Liang, Thomas Philip Runarsson, Efrén Mezura-Montes, Maurice Clerc, Ponnuthurai Nagarathnam Suganthan, CA Coello Coello, and Kalyanmoy Deb. 2006. Problem definitions and evaluation criteria for the CEC 2006 special session on constrained real-parameter optimization. *Journal of Applied Mechanics* 41, 8 (2006), 8–31.
- [25] Rammohan Mallipeddi and Ponnuthurai Nagarathnam Suganthan. 2010. Problem definitions and evaluation criteria for the CEC 2010 competition on constrained real-parameter optimization. *Nanyang Technological University, Singapore* 24 (2010).
- [26] Efrén Mezura-Montes and Carlos A Coello Coello. 2011. Constraint-handling in nature-inspired numerical optimization: past, present and future. *Swarm and Evolutionary Computation* 1, 4 (2011), 173–194.
- [27] Kouhei Nishida and Youhei Akimoto. 2018. PSA-CMA-ES: CMA-ES with Population Size Adaptation. In *Genetic and Evolutionary Computation Conference, GECCO 2018, Kyoto, Japan, July 15–19, 2018*. ACM, 865–872. <https://doi.org/10.1145/3205455.3205467>
- [28] Patrick Spettel and Hans-Georg Beyer. 2019. A multi-recombinative active matrix adaptation evolution strategy for constrained optimization. *Soft Computing* (10 Jan 2019). <https://doi.org/10.1007/s00500-018-03736-z>
- [29] Patrick Spettel, Hans-Georg Beyer, and Michael Hellwig. 2018. A Covariance matrix self-adaptation evolution strategy for optimization under linear constraints. *IEEE Transactions on Evolutionary Computation* (2018). <https://doi.org/10.1109/TEVC.2018.2871944>
- [30] Guohua Wu, R Mallipeddi, and PN Suganthan. 2017. Problem definitions and evaluation criteria for the cec 2017 competition on constrained real-parameter optimization. *National University of Defense Technology, Changsha, Hunan, PR China and Kyungpook National University, Daegu, South Korea and Nanyang Technological University, Singapore, Technical Report* (2017).