

# Spin-polarized droplets in the unitary Fermi gas

Piotr Magierski<sup>1,2,\*</sup>, Buğra Tüzemen<sup>1,†</sup> and Gabriel Włazłowski<sup>1,2‡</sup>

<sup>1</sup>*Faculty of Physics, Warsaw University of Technology,  
Ulica Koszykowa 75, 00-662 Warsaw, Poland and*

<sup>2</sup>*Department of Physics, University of Washington, Seattle, Washington 98195-1560, USA*

We demonstrate the existence of a new type of spatially localized excitations in the unitary Fermi gas: spin polarized droplets with a peculiar internal structure involving the abrupt change of the pairing phase at the surface of the droplet. It resembles the structure of the Josephson- $\pi$  junction occurring when a slice of a ferromagnet is sandwiched between two superconductors. The stability of the impurity is enhanced by the mutual interplay between the polarization effects and the pairing field, resulting in an exceptionally long-lived state. The prospects for its realization in experiment are discussed.

PACS numbers: 67.85.De, 67.85.Lm, 74.40.Gh, 74.45.+c

*Introduction.*— The unitary Fermi gas, routinely realized in ultracold atomic gases, is a remarkable system possessing universal properties. One of its features is an exceptionally strong pairing which results in a pairing gap of the order of half of the Fermi energy [1]. Such a strong pairing field makes it an appealing system for studies of pairing-related phenomena. In particular, the spin-imbalanced systems offer the possibility to investigate the superfluidity in the time-reversal symmetry breaking conditions. Due to the different radii of Fermi spheres for spin-up and spin-down fermions one expects the appearance of effects characteristic for the FFLO phase [2, 3], Sarma phase [4–7] or interior gap phase [8]. Unfortunately in the trapped inhomogeneous gases the excess of the majority-spin particles are expelled towards the edges of the cloud, and the predicted effects of nonstandard pairing mechanisms appear close to the trap boundaries [9–11], which make them difficult to observe experimentally. However, the recent experimental realization of the box-like traps offers the possibility to investigate almost homogeneous systems, and thus may eventually help in detection of these exotic phases [12].

In spin-imbalanced systems the behavior of the pairing field at the interface between superfluid (paired atoms) and normal (excess of spin majority atoms) component is similar to the one at the superconductor(S)-ferromagnet(F) junction [13]. The issue which however is of paramount importance in the case of ultracold atoms, and makes it qualitatively different from the solid state physics, is the stability and dynamics of these structures. Namely, in the ultracold atomic gas the stability is governed by the same interaction which is responsible for its pairing properties. This is quite a different situation than in the case of the solid state structures, where the long-range Coulomb interaction between heavy ions governs the stability of e.g. SF junction and the pairing properties of electrons contribute to transport and thermal properties only. In this letter we describe a novel type of long-lived structure in ultracold atomic gas which ap-

pears when the spin-polarization is induced locally by an external potential.

*Spin polarized droplets.*— Let us consider the unpolarized and uniform unitary Fermi gas (UFG). When the time-dependent and spin-polarizing potential is applied within a certain region and it is strong enough, it locally breaks Cooper pairs, see Fig. 1(a). Namely, it creates a region where the pairing field is weaker (or even vanishes at all) and is characterized by a nonzero spin-imbalance  $p(\mathbf{r}) = \frac{n_{\uparrow}(\mathbf{r}) - n_{\downarrow}(\mathbf{r})}{n_{\uparrow}(\mathbf{r}) + n_{\downarrow}(\mathbf{r})}$ , where  $n_{\uparrow(\downarrow)}$  is the density of spin-up (down) fermions. Consequently due to the different locations of Fermi surfaces of spin-up and spin-down fermions, induced by the polarization, the pairing field starts to oscillate and changes sign inside the impurity. Similar situation is encountered in SFS junctions [13, 14]. In Fig. 1(b) we present a sketch of behaviour of the order parameter  $\Delta$  through the SFS junction within a thin fer-

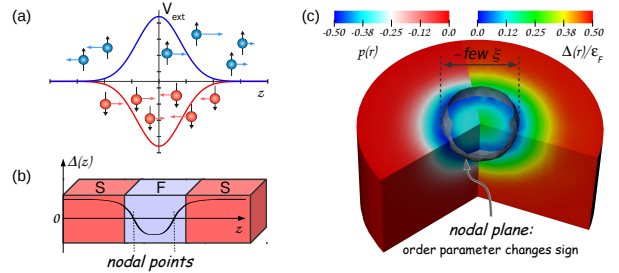


FIG. 1: (a) The spin-polarizing potential consisting of two Gaussian-shape potentials that couple with different signs to different spin states. The potential generates the region where the system is locally polarized  $n_{\uparrow}(\mathbf{r}) \ll n_{\downarrow}(\mathbf{r})$ . (b) Schematic structure of the order parameter  $\Delta$  inside SFS junction, where the ferromagnet layer is sufficiently thin. Inside the layer the order parameter is suppressed and changes sign. (c) Structure of the polarized droplet. The left and right parts of the subfigure show the spin polarization  $p(\mathbf{r})$  and the pairing field  $\Delta(\mathbf{r})$  distributions, respectively. The characteristic feature is the presence of the nodal surface of the pairing field at which pairing changes its sign. The spin polarization reaches maximum in the vicinity of the nodal surface.

romagnet layer. Regions close to the nodal points, where  $\Delta \rightarrow 0$ , store the unpaired particles [15], and in these regions the spin-polarization is enhanced. This effect may be viewed also as a consequence of occupation of certain Andreev states which are localized around the pairing nodal points due to the scattering of quasiparticles on a spatially varying pairing potential (see also Fig. 2). As a consequence the pairing nodal points and the enhanced spin-polarized regions are mutually connected. While aforementioned effects are known it is surprising that the structure persists even if one removes the external potential. This self-sustained polarized droplet is presented in Fig. 1(c).

The natural question concerns origin of the stability of the structure, which as we will argue in this Letter is particularly enhanced. If we ignore the pairing structure inside the impurity its stability is governed by the spin transfer processes which result from the scattering of quasiparticles on the interface between the superfluid and spin-polarized region. If the system is at low temperatures and not far from equilibrium the spin transfer, which in this regime is mainly due to Andreev reflection, is effectively suppressed [16–19]. However the creation of the polarized impurity by time dependent potential brings the system relatively far from equilibrium. The process of inducing polarization creates various phonon excitations in a superfluid, which would eventually decay into quasiparticle excitation and increase the temperature of the system. This effect would speed-up the spin transfer processes between polarized region and the superfluid surrounding, leading eventually to the disappearance of the impurity. When pairing is present inside the impurity the proximity effects, similar to those in SFS junction, enhance stability of the configuration. In order to understand better the reason of the stability it is instructive to consider the 1D case. In this case the initially created structure starts to expand as the two polarized regions, in the vicinity of nodal points, repel each other. This in turn implies that the pairing field becomes complex:  $\Delta \rightarrow \Delta \exp(iqx)$  and induces the spin current  $|\vec{j}| \propto q$ . As a result one ends up with two polarized regions which travels with finite velocity in opposite directions and the region between them becomes again fully paired, see Fig. 2 and [20]. In the 3D case this process however will not occur, as the radial expansion of the polarized region, would inevitably increase the size of the polarized shell which clearly cost energy. Thus the “surface tension” associated with the polarized shell counterbalances the repulsion and stabilizes size of impurity. Namely, the stability of the polarized impurity is dictated by the energy balance of the impurity energy, which can roughly be decomposed in two terms:

$$E_{imp} = E_{shell} + E_{int}, \quad (1)$$

where  $E_{shell}$  describes the energy of the polarized shell surrounding the impurity (concentrated around the pair-

ing nodal surface) and  $E_{int}$  is the energy related to the impurity volume. The interplay between these terms lead to an enhanced stability in 3D. Similarly, the opposite process leading to the collapse of the impurity is suppressed due to the presence of the pairing field inside with an opposite phase. It creates an effective potential barrier as the pairing inside has to be destroyed during the collapse. We emphasize that this configuration correspond to an excited state. We dub it as *ferron*, since the pairing field inside the impurity and in SFS junction share many similarities.

The considerations concerning the stability of the polarized region allows for the estimations of the minimum impurity size. It is clear that the pairing inside the impurity needs a space to develop which is of the order of the BCS coherence length  $\xi$ . This sets the minimal limit for the size of the impurity to be stable. It is in principle possible to create also larger impurities with more complex internal structure involving e.g. two or more pairing nodal surfaces, see Supplemental Material [20].

*Numerical simulations.*— In order to investigate the effect described above the unconstrained 3D numerical calculations has been performed, using the framework based on time dependent density functional theory in the form of asymmetric superfluid local density approximation (TDASLDA). It allows for an accurate treatment of the pairing correlations and the time-dependent phe-

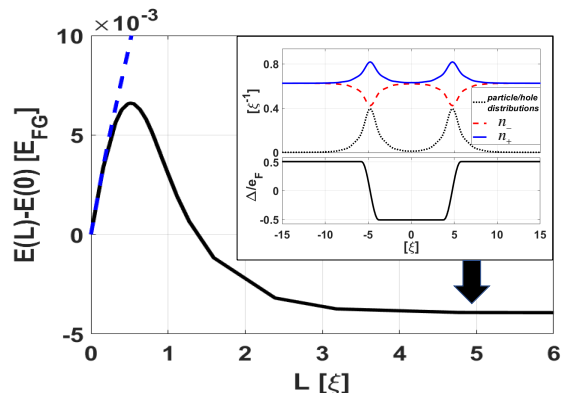


FIG. 2: The total energy of 1D Fermi gas with (total) polarization  $p = 0.05$  in an external pairing field, as a function of the distance between pairing nodal points ( $2L$ ). The inset shows the pairing configuration (lower subfigure) at the distance indicated by the arrow. The upper subfigure shows the density distributions of spin-up and spin-down fermions and the particle/spin-up)/hole/spin-down) distributions associated with Andreev states localized around the nodal points, which are responsible for spin-polarization. The dashed line (main figure) indicates the energy of the configuration with pairing set to zero between nodal points.  $E_{FG}$  denotes the energy of the uniform, unpolarized Fermi gas with the same number of particles,  $\xi$  is the coherence length of the corresponding uniform system.

nomena. Asymmetric SLDA (ASLDA) is an extension of SLDA and has been adjusted to spin-imbalanced unitary Fermi gas [21, 22]. Formally TDASLDA equations are equivalent to time dependent Bogoliubov de-Gennes (BdG) equations. It has to be emphasized however that the density functional treatment offers a description of superfluidity beyond BdG meanfield approximation. In particular, ASLDA exhibits a remarkable agreement with quantum Monte Carlo calculations for both uniform and trapped systems [21]. The framework has been extensively tested over last years, and it proved to provide an accurate description of various dynamical properties of the strongly interacting Fermi gas, including generation and proliferation of quantum vortices [23] or dynamics of solitonic cascades [15, 24]. More details about the method is provided in Supplemental Material [20].

The initial condition for simulations consists of the uniform solution of unpolarized unitary Fermi gas, at very low temperature  $T/\varepsilon_F = 0.01$ . (We set the units where  $m = \hbar = k_B = 1$ .) In order to check the stability of the results with respect to finite size effects, we used the lattice sizes ranging from  $40^3$  to  $64^3$ . The lattice constant  $dx$  is chosen to be about three times smaller than the average interparticle distance  $n^{-1/3}$ , and the number of particles is fixed to get  $k_F dx \approx 1$ , where  $k_F = (6\pi^2 n_\uparrow)^{2/3}$  is Fermi wave vector. Subsequently the external potential in the form of the gaussian  $V_p(t) \sim A(t)e^{-r^2/2\sigma^2}$  of width  $\sigma$  and the amplitude  $A_0 = \max[A(t)]$  has been applied. The potential is spin-dependent, attracting spin-down atoms and repelling spin-up atoms, as shown in Fig. 1(a). The potential is switched on for a fixed period of time, sufficient to induce locally spin polarization, leading to the destruction of Cooper pairs within the region of radius  $R \approx \sigma$ . Eventually the external potential is removed, and the system evolves in time. In Fig. 3 the time evolution of the local polarization, induced at the center of the simulation box  $p(\mathbf{r} = 0)$ , is presented. In the lower panel the relative phase of the pairing field at the center of the polarized region, measured with respect to the phase outside the impurity  $\Delta\varphi = \varphi_{\text{in}} - \varphi_{\text{out}}$  is shown, where  $\varphi = \arg \Delta$ . Simulations were performed for the external potential of the amplitude  $A_0 = 2\varepsilon_F = k_F^2$  and three widths  $\sigma/\xi = 2.38, 3.14, 7.07$ . The potential has been applied within time interval  $t < 150\varepsilon_F^{-1}$ . In the first two cases the time interval was sufficiently long to generate the region of high local polarization  $p \gtrsim 0.8$  with almost vanishing pairing field  $\Delta(\mathbf{r}) \approx 0$  inside the region. The evolution after the potential was removed turned out to be different and depended crucially on the size of the polarized region. Too small polarization radius  $\sigma \lesssim 3\xi$  does not provide enough space to develop aforementioned oscillatory pairing field pattern. As a result it is not stabilized by the pairing field and decays. For larger sizes,  $\sigma \gtrsim 3\xi$ , as the potential is removed, the pairing field inside the impurity reappear with the opposite phase. Moreover, within the time scale  $1,000\varepsilon_F^{-1}$

there is no visible decrease of the polarization indicating the unusual stability of the polarized droplet. In the last case, for  $\sigma \approx 7\xi$ , the potential acts within too short time interval to excite the ferron. Thus, both the potential radius and its duration have to be large enough to generate the stable polarized droplet. It turns out that in the last scenario the time interval needs to be increased at least by a factor of 2 in order to produce the self-sustained spin-polarized droplet, see the Supplement [20] for details.

The numerical simulations indicate that there is a preferable shape and size of the impurity. The calculations reveal that changing the width  $\sigma$  within the range  $3\xi - 7\xi$  weakly affects the size of the generated ferron. In each case the measured radius of the droplet (defined as a distance to the nodal plane) evolves towards a value within the interval  $2.5\xi - 3.5\xi$ . Another droplet-like feature of ferron can be observed when a deformed impurity is generated. Namely, the external potential in the form of Gaussian function  $V_p \sim A \exp\left(-\frac{x^2}{2\sigma_x^2} - \frac{y^2}{2\sigma_y^2} - \frac{z^2}{2\sigma_z^2}\right)$  with different widths  $\sigma_{x,y,z}$  in each spatial direction induces initially a deformed impurity. However it evolves rather fast (within time of order  $100\varepsilon_F^{-1}$ ) towards almost spherically symmetric configuration. These results confirm that the peculiar pairing structure is responsible for the existence and stability of ferron. Spherical shape of the droplet at fixed volume minimizes  $E_{\text{shell}}$ , without affecting  $E_{\text{int}}$ , whereas the preferable size of the impurity is due to the nodal structure of the pairing field.

The above simulations demonstrate that ferrons in 3D

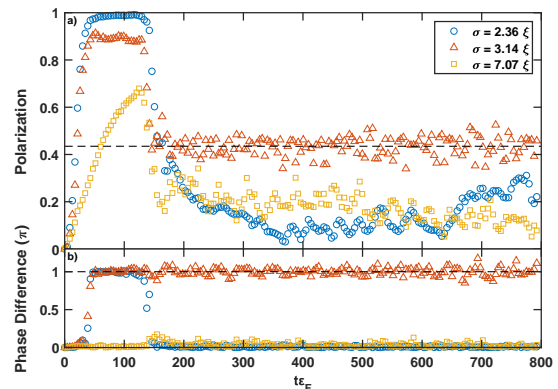


FIG. 3: Time evolution of the local polarization  $p(\mathbf{r} = 0)$  in center of the box (panel a), and the pairing phase difference  $\Delta\varphi$  (panel b). The external potential of strength  $A_0 = 2\varepsilon_F$  and various widths  $\sigma$  has been applied within time interval  $0 - 150\varepsilon_F^{-1}$ . In the case  $\sigma = 3.14\xi$  the stabilization of the polarization and the phase difference at constant value for  $t_F > 150$  indicates creation of the ferron. For animations showing distributions of both local polarization  $p(\mathbf{r})$  and pairing field  $\Delta(\mathbf{r})$  see movies attached to Supplemental Material [20]

form long-lived excitations and indeed bear similarities to droplets. In order to investigate further this aspect the collisions of two initially separated ferrons have been performed. Colliding ferrons have been generated by applying two spin-selective potentials moving toward each other. Clearly the potentials' velocities were set smaller than the speed of sound in order to preserve superfluidity. In Fig. 4 the process of head-on collision is shown. Note that the structure of ferrons were preserved during the collisions and they did not decay. Instead they fused and a new droplet of bigger size has been created with the typical pairing nodal structure. Although initially the obtained ferron is deformed one expects it will evolve toward the spherical shape, which may take a relatively long time, as it is immersed in an excited superfluid bath.

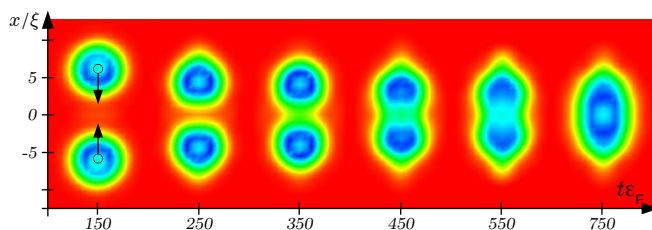


FIG. 4: Head-on collision of two ferrons. The droplets were created by two moving potentials of amplitude  $A = 2\varepsilon_F$  and width  $\sigma = 3.14\xi$  as indicated by arrows. The potentials were applied within time interval  $0 - 150\varepsilon_F^{-1}$ , and snapshots of pairing field spatial distributions  $\Delta(\mathbf{r})/\varepsilon_F$  are taken at later times (as indicated by labels on  $x$ -axis). For full movie see Supplemental Material [20].

*Experimental realization.*— Recent developments of experimental techniques allow to implement spin-dependent potentials using close-to-resonance laser beams [25]. Both size and strength of the beam can be controlled. In order to induce the ferron excitation it is not sufficient to polarize the system locally – the spin-polarizing potential has to be strong enough to allow the pairing field to reappear with the flipped phase. Clearly, the potential strength must be at least of the order of the pairing gap, which is quite large for UFG,  $\Delta/\varepsilon_F \approx 0.5$ . Our calculations indicate that the potential of amplitude  $A_0 \approx \varepsilon_F$  is not sufficient to induce the ferron, and one needs  $A_0 \approx 2\varepsilon_F$  for an efficient droplet creation. Therefore we suggest to use two crossing laser beams, each of about  $\varepsilon_F$  amplitude. In the crossing region the amplitude will be enhanced to the required strength, allowing for the creation of localized ferron. This procedure has been tested numerically for UFG confined in a box trap [12], see Fig. 5. It has to be emphasized that the associated time scales are also experimentally accessible. In the numerical tests, we were applying the polarizing potential for time intervals of about  $150\varepsilon_F^{-1}$ , and we concluded that lifetime of ferrons is at least  $1,000\varepsilon_F^{-1}$ . Assuming the value of Fermi energy for a typical experimental setup,

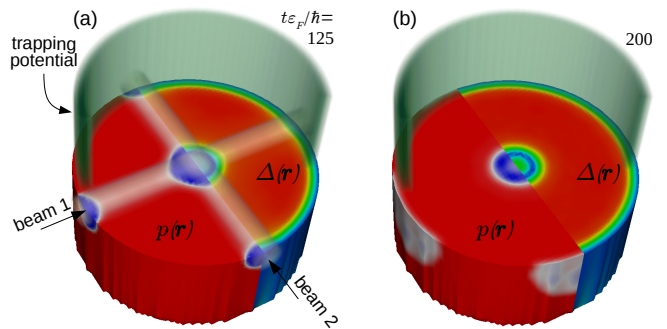


FIG. 5: Idea of an experimental protocol leading to the ferron creation in a box-like trap. Each panel shows spatial distribution of the local polarization  $p(\mathbf{r})$  and the pairing field  $\Delta(\mathbf{r})$ . Color coding is the same as in Fig. 1. Two crossing beams, each of amplitude  $A_0 = 1\varepsilon_F$  and width  $\sigma = 3.14\xi$  are applied for time  $t\varepsilon_F/\hbar = 150$ . Only in the crossing region the total strength is sufficient to efficiently polarize the gas, panel (a). After removal of the beams, the polarized region converts into stable ferron, panel (b). For full movie see Supplemental Material [20].

$\varepsilon_F \approx \hbar \cdot 13 \text{ kHz}$  according to Ref. [12], the required time for a beam impulse is 2 ms, which subsequently gives at least 12 ms for the ferron detection, e.g. by measuring the density difference of two spin states.

*Conclusions.*— We have demonstrated using the state-of-the-art time dependent density functional theory that one may create in the bulk of the unitary Fermi gas, a surprisingly long-lived excitation consisting of a spin-polarized region characterized by a peculiar structure of the pairing field, which governs its stability. The mechanism responsible for its creation is similar to the one responsible for the FFLO phase, or for the appearance of Josephson- $\pi$  junction in SFS structures. The experimental conditions for creation of these structures (ferrons) are within a reach and may offer a possibility to open up a plethora of new phenomena involving dynamics and interactions between ferrons and e.g. quantum vortices or domain walls. Note also that its creation and detection may turn out to be simpler than the detection of FFLO phase and thus would provide an indirect strong argument for the existence of this long-sought phase [26].

We are grateful to Aurel Bulgac and George Bertsch for discussions and critical remarks. This work was supported by the Polish National Science Center (NCN) under Contracts No. UMO-2016/23/B/ST2/01789 (PM,BT) and UMO-2017/26/E/ST3/00428 (GW). We acknowledge PRACE for awarding us access to resource Piz Daint based in Switzerland at Swiss National Supercomputing Centre (CSCS), decision No. 2017174125. We also acknowledge Global Scientific Information and Computing Center, Tokyo Institute of Technology for resources at TSUBAME3.0 (Project ID: hp170181) and Interdisciplinary Centre for Mathematical and Compu-



tational Modelling (ICM) of Warsaw University for computing resources at Okeanos (grant No. GA67-14). The contribution of each of the authors has been significant and the order of the names is alphabetical.

---

\* Electronic address: piotrm@uw.edu

† Electronic address: tuzemen@if.pw.edu.pl

‡ Electronic address: gabriel.wlazlowski@pw.edu.pl

- [1] I. Bloch, J. Dalibard and W. Zwerger, Many-body physics with ultracold gases, *Rev. Mod. Phys.* **80**, 885 (2008).
- [2] P. Fulde and R.A. Ferrel, Superconductivity in a Strong Spin-Exchange Field, *Phys. Rev.* **135**, A550 (1964);
- [3] A.I. Larkin and Y.N. Ovchinnikov, Nonuniform state of superconductors, *Zh. Eksp. Theor. Phys.* **47** 1136 (1964) [*Sov.Phys.JETP* **20**, 762 (1965)].
- [4] G. Sarma, On the influence of a uniform exchange field on the spins of the conduction electrons in a superconductor, *J. Phys. Chem. Solids* **24**, 1029 (1963).
- [5] K. B. Gubbels, M.W.J. Romans, and H. T. C. Stoof, Sarma Phase in Trapped Unbalanced Fermi Gases, *Phys. Rev. Lett.* **97**, 210402 (2006);
- [6] C.-H. Pao, S.-T. Wu and S.-K. Yip, Superfluid stability in the BEC-BCS crossover, *Phys. Rev. B* **73**, 132506 (2006);
- [7] H. Hu And X.-J. Liu, Mean-field phase diagrams of imbalanced Fermi gases near a Feshbach resonance, *Phys. Rev. A* **73** 051603(R) (2006).
- [8] W.V. Liu and F. Wilczek, Interior Gap Superfluidity, *Phys. Rev. Lett.* **90**, 047002 (2003).
- [9] P. Castorina, M. Grasso, M. Oertel, M. Urban, D. Zappalá, Nonstandard pairing in asymmetric trapped Fermi gases, *Phys. Rev. A* **72**, 025601 (2005).
- [10] J. Kinnunen, L.M. Jensen, P. Törmä, Strongly interacting Fermi Gases with density imbalance, *Phys. Rev. Lett.* **96**, 110403 (2006).
- [11] K. Machida, T. Mizushima, M. Ichioka, Generic phase diagram of fermion superfluids with population imbalance, *Phys. Rev. Lett.* **97**, 120407 (2006).
- [12] Biswaroop Mukherjee, Zhenjie Yan, Parth B. Patel, Zoran Hadzibabic, Tarik Yefsah, Julian Struck, and Martin W. Zwierlein, Homogeneous Atomic Fermi Gases, *Phys. Rev. Lett.* **118**, 123401 (2017).
- [13] A. I. Buzdin, Proximity effects in superconductor-ferromagnet heterostructures, *Rev. Mod. Phys.* **77**, 935 (2005).
- [14] K. Halterman and O.T. Valls, Layered ferromagnet-superconductor structures: The  $\pi$  state and proximity effects, *Phys. Rev. B* **69**, 014517 (2004).
- [15] G. Wlazłowski, K. Sekizawa, M. Marchwiany, and P. Magierski, Suppressed Solitonic Cascade in Spin-Imbalanced Superfluid Fermi Gas, *Phys. Rev. Lett.* **120**, 253002 (2018).
- [16] B. Van Schaeybroeck, A. Lazarides, Normal-Superfluid interface scattering for polarized fermion gases, *Phys. Rev. Lett.* **98**, 170402 (2007).
- [17] M.M. Parish, D.A. Huse, Evaporative depolarization and spin-transport in a unitary trapped Fermi gas, *Phys. Rev. A* **80**, 063605 (2009).
- [18] A. Sommer, M. Ku, M.W. Zwierlein, Spin transport in polaronic and superfluid Fermi gases, *New J. Phys.* **13**, 055009 (2011).
- [19] T. Enss, R. Haussmann, Quantum mechanical limitations to spin diffusion in the unitary Fermi gas, *Phys. Rev. Lett.* **109**, 195303 (2012).
- [20] See Supplemental Material at {URL will be provided by the publisher } for details related to technical aspects of numerical calculations, implementation of the spin-polarizing potential, and various properties of the spin polarized droplets. The supplement includes also movies visualizing dynamics of ferions.
- [21] A. Bulgac, P. Magierski, M.M. Forbes, The Unitary Fermi Gas: From Monte Carlo to Density Functionals, in *BCS-BEC Crossover and the Unitary Fermi Gas*, edited by W. Zwerger, *Lecture Notes in Physics* (Springer, Heidelberg, 2012), Vol. **836**, pp 305-373.
- [22] A. Bulgac, M.M. Forbes, Unitary Fermi Supersolid: The Larkin-Ovchinnikov Phase, *Phys. Rev. Lett.* **101**, 215301 (2008).
- [23] A. Bulgac, Y.-L. Luo, P. Magierski, K.J. Roche, Y. Yu, Real-Time Dynamics of Quantized Vortices in a Unitary Fermi Superfluid, *Science* **332**, 1288 (2011).
- [24] A. Bulgac, M.M. Forbes, M.M. Kelley, K.J. Roche, G. Wlazłowski, Quantized Superfluid Vortex Rings in the Unitary Fermi Gas, *Phys. Rev. Lett.* **112**, 025301 (2014).
- [25] M. Lebrat, P. Grišins, D. Husmann, S. Häusler, L. Corman, T. Giamarchi, J.-P. Brantut, and T. Esslinger, Band and Correlated Insulators of Cold Fermions in a Mesoscopic Lattice, *Phys. Rev. X* **8**, 011053 (2018)
- [26] M.W. Zwierlein, Thermodynamics of strongly interacting Fermi gases, *Proceedings of the International School of Physics "Enrico Fermi"*, Vol. **191**, 143 (2016).

## Supplementary Material for: “Spin-polarized droplets in the unitary Fermi gas”

Technical aspects related to numerical calculations and implementation of the spin-polarizing potential are presented. Various properties of the spin polarized droplets, their sizes and deformations as well as stability with respect to collisions are discussed. The list of supplemental movies, visualizing dynamics of ferrons, is provided.

### Numerical implementation of TDASLDA

The calculations have been performed using the numerical code constructed for studies of solitonic cascades in spin-imbalanced unitary Fermi gas (UFG). It was described in details in Supplemental Material of Ref. [15] and therefore here we limit the description to the most important details. The code solves TDASLDA equations [21] (which have formal structure of time dependent Bogoliubov de-Gennes equations) on a 3D spatial lattice without any symmetry restrictions. Periodic boundary conditions are imposed. Spatial derivatives appearing in the single-particle Hamiltonian are calculated using spectral methods (via FFTs), while for time integration the Adams-Bashforth-Moulton (predictor-corrector) scheme of 5th order was implemented. In order to accelerate computations, Graphics Processing Units (GPUs) are utilized. In calculations presented here the number of GPUs exceeded 128 (nvidia P100) and for some cases (for large lattices) it reached 1,600. Calculations were performed on TSUBAME3.0 (Tokyo Institute of Technology, Japan) and Piz Daint (CSCS, Switzerland) supercomputers.

We have used lattice sizes ranging from  $40^3$  up to  $64^3$ , with lattice constant  $dx = 1$ . Various box volumes allowed us to investigate influence of finite size effects on stability of ferrons. In each simulation the number of particles was chosen in a such way to satisfy the condition  $k_F = (6\pi^2 n_\uparrow)^{1/3} = 1$ . In the case of the smallest box ( $40^3$ ) this requirement corresponds to 1,081 particles per single spin state. The integration time step  $\Delta t$  was taken to be  $\Delta t = 0.005\varepsilon_F^{-1}$  (units are set by the requirement:  $m = \hbar = 1$ ). This integration time step enabled to execute numerically stable simulations within time intervals  $t_{\max} \approx 1,000\varepsilon_F^{-1}$ .

### Protocol for the impurity generation

The initial conditions for presented calculations corresponded to uniform, unpolarized UFG. The self-consistent solution of ASLDA equations for uniform system provided the correct system properties, namely,  $E/E_{\text{FFG}} = 0.40(1)$  (Bertsch parameter) and  $\Delta/\varepsilon_F =$

$0.50(1)$ , where uncertainties arose due to finite size effects, related to various lattice sizes used in the calculations. Having the uniform, unpolarized solution of ASLDA, we subsequently applied the spin-selective external potential that locally polarizes the system:

$$V_p(\mathbf{r}, t) = \lambda A(t) \exp \left[ -\frac{x^2 + (1 - \epsilon_y)y^2 + (1 - \epsilon_z)z^2}{2\sigma^2} \right], \quad (2)$$

where  $\lambda = +1$  denotes spin-up particles (repulsive potential) and  $\lambda = -1$  denotes spin-down particles (attractive potential). The width of the Gaussian potential  $\sigma$  was set to be few times larger than the BCS coherence length  $\xi \approx 1.27$ . The coefficients  $|\epsilon_{y/z}| \ll 1$  were introduced in order to break the spherical symmetry of the potential. The amplitude  $A(t)$  varied in time according to the prescription:

$$A(t) = \begin{cases} A_0 s(t, t_{\text{on}}), & 0 \leq t < t_{\text{on}}, \\ A_0, & t_{\text{on}} \leq t < t_{\text{hold}}, \\ A_0 [1 - s(t - t_{\text{hold}}, t_{\text{off}} - t_{\text{hold}})], & t_{\text{hold}} \leq t < t_{\text{off}}, \\ 0, & t \geq t_{\text{off}}, \end{cases} \quad (3)$$

where  $s(t, w)$  denotes the function which smoothly varies from 0 to 1 within time interval  $[0, w]$ :

$$s(t, w) = \frac{1}{2} + \frac{1}{2} \tanh \left[ \tan \left( \frac{\pi t}{w} - \frac{\pi}{2} \right) \right]. \quad (4)$$

$A_0$  denotes the amplitude of the potential, which we typically set to be about  $A_0 \approx 2\varepsilon_F$ . In Fig. 6 we present the typical energy evolution of the system being the subject of the external spin-polarizing potential that is switched on at certain rate and subsequently switched off. It is clearly seen that the energy changes only within time intervals when the external potential  $V_p$  is turning on and off. Otherwise, the total energy of the system is conserved. The energy difference:  $\Delta E = E(t_{\text{off}}) - E(0)$  can be attributed to the excitation energy of the system, and it roughly measures the energy contained in the impurity (one needs to remember that creation of the impurity in real-time generates also various background oscillations, which carry part of the energy).

It is important to stress that generation of the stable ferron requires some time. If the external potential is applied within too short time interval, then the system will not manage to develop a peculiar structure of the pairing field, with the phase shifted by  $\pi$  inside the polarized region. The situation is demonstrated in Fig. 7, where we have compared three types of calculations, differing by the time interval during which the potential was kept at its maximum strength. It is clearly seen, that in the case of the potential which is completely turned off at  $t_{\text{off}} \approx 150\varepsilon_F^{-1}$ , the phase difference between interior of the polarized region and outside superfluid is not created. In the second case, when the spin-selective potential was kept on twice longer, we have observed that a certain

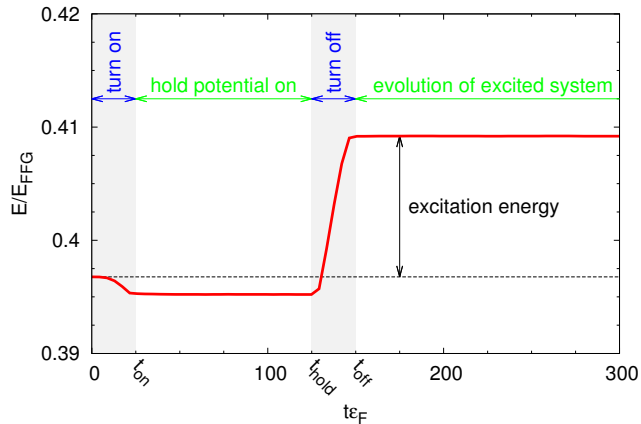


FIG. 6: Example of time evolution of the total energy of the system.

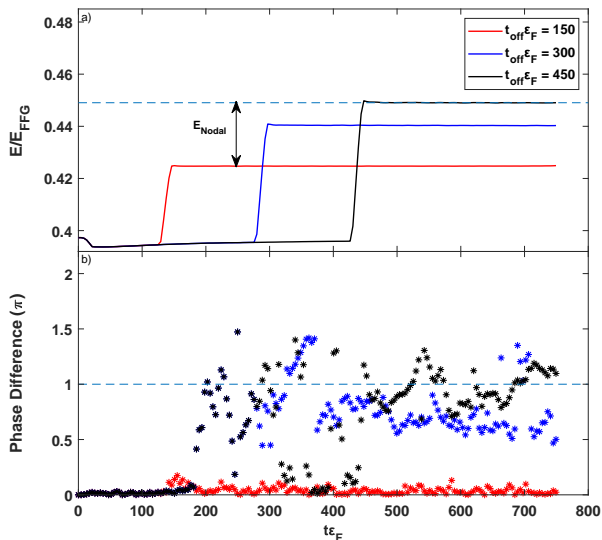


FIG. 7: Time evolution of the total energy (a) and the pairing phase difference between polarized region and the outside superfluid background (b). Presented results were obtained for three different time intervals during which the external potential was turned on. In the first case (red line) the potential is applied within the time interval  $t_{\text{off}}\varepsilon_F \approx 150$ , whereas in the other cases the time interval was enlarged by factor 2 and 3, respectively. The amplitude of the potential is  $A_0 = 2\varepsilon_F$  and the width is  $\sigma = 7.07\xi$ . Calculations presented in this figure are visualized in *Movies 5-7*.

phase difference is developed. It does not reach however the value of  $\pi$  and the impurity decays. Finally, for the potential duration:  $t_{\text{off}}\varepsilon_F \approx 450$  we have observed that the phase difference  $\pi$  is developed (the reason of large fluctuations in this case is discussed in the next section). It results in generation of the nodal surface, which strongly suppresses the effects responsible for the decay. The energy plot demonstrates that there is indeed a cer-

tain energy cost related to the generation of the nodal surface, which can be quantified as the total energy difference for the states with and without the flipped phase. This contribution to the energy is depicted as  $E_{\text{nodal}}$  in Fig. 7.

### The impurity stability vs its size

The width  $\sigma$  of the external spin polarizing potential, Eq. (2), represents an important parameter in the process of the droplet generation. If it is too small, then inside the polarized region there is not enough space to allow for the order parameter fluctuations, which naturally occur at the scale of the coherence length ( $\xi$ ). Therefore, based on the presented argument, one expects that  $\sigma$  has to be at least of the order of  $\xi$ . Numerically we have confirmed that the minimal width needed for a successful creation of the ferron is indeed  $\sigma \gtrsim 3\xi$ , which is a threshold value (as we go through the impurity the phase difference varies from 0 to  $\pi$  and again to 0). In Fig. 8 we presented the time evolution of the spin polarization inside the impurity and the phase difference between the interior and the outside region, for different values of  $\sigma$ . It is clearly seen that for widths exceeding the coherence length  $\xi$  by factor 3, both the polarization and the phase difference remains fairly constant during the simulations, which correspond to times  $t\varepsilon_F \approx 1000$ . Note that as we increase the width of the potential we excite more phonons in the background superfluid. These fluctuations propagate towards edges of the box and due to periodic boundary conditions they again re-enter the box and interfere with the ferron structure. This effect, which is due to finite size of the box and imposed periodic boundary conditions, gives rise to oscillations of the phase difference, especially well visible for case with  $\sigma = 6.28\xi$ .

Performed calculations indicate the existence of a preferable size of the impurity. In order to demonstrate this feature, let us consider certain volume  $V_\pi$  characterized by the shifted phase (by  $\pi$ ) of the order parameter with respect to the value far away from the polarized region. This volume may serve as defining the radius of the ferron by means of the relation  $V_\pi = \frac{4}{3}\pi r^3$ . In Fig. 9 we presented the radii of impurities, generated by potentials of different widths  $\sigma$ , as a function of time. It is clearly visible that increasing the width of the spin polarizing potential above the value  $\sigma \gtrsim 4\xi$  does not lead to the creation of the impurities with larger radii. Instead it is observed, that in most cases the size of the impurity remains essentially constant with  $r \approx 3.5\xi$ .

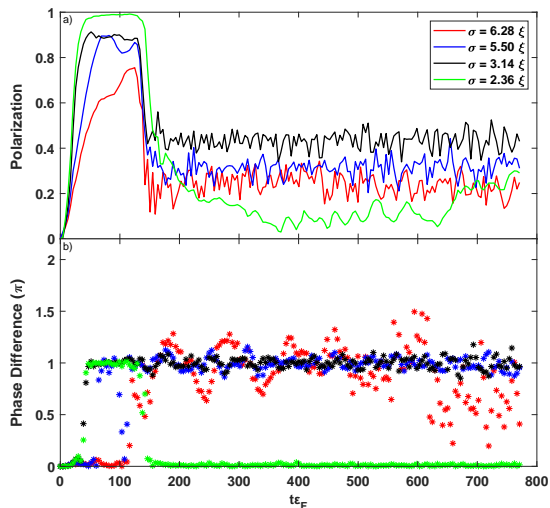


FIG. 8: Impact of the spin polarizing potential width  $\sigma$  on the process of the impurity generation. Panel a) shows time evolution of the local polarization in the center of the impurity, while panel b) shows the pairing phase difference. The box size:  $40^3$ , corresponds to the length of  $31\xi$  along each dimension. The amplitude of the potential was fixed at  $A_0 = 2\varepsilon_F$ . Results for  $\sigma \gtrsim 3\xi$  corresponds to the cases where the ferron has been successfully created. Calculations presented on this graph are visualized in *Movies 1-4*.

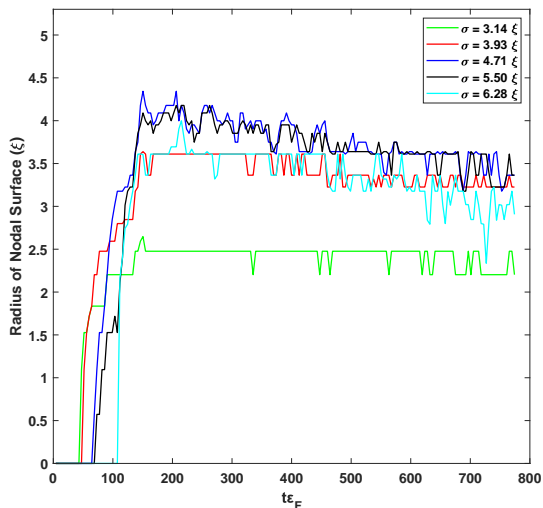


FIG. 9: Time evolution of radii of impurities generated by potentials of different widths  $\sigma$ . The amplitude of the potential was fixed at  $A_0 = 2\varepsilon_F$ . The potential was turned off at time  $t_{\text{off}} = 150\varepsilon_F^{-1}$ . Variations of radii at short time scales are related to the finite resolution of the lattice.

### The impurity stability vs potential strength

We have analyzed an impact of the potential strength  $A_0$  on the process of the impurity formation. Time evolution of the spin polarization inside the impurity and the

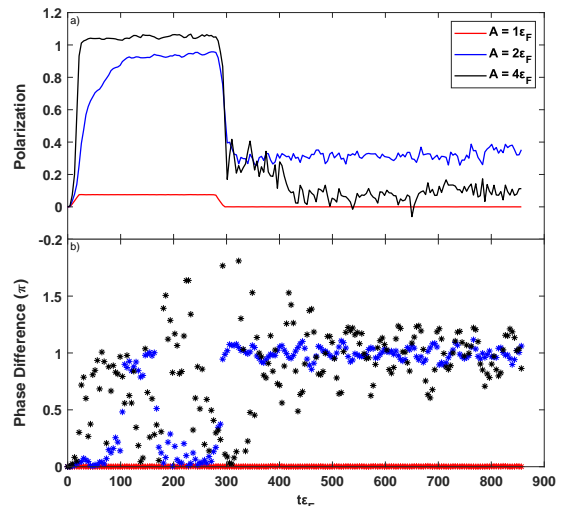


FIG. 10: Time evolution of the central local spin polarization (panel a) and the pairing phase difference (panel b) for impurities generated by the potentials of different strengths. The simulation box is  $48^3$  which corresponds to  $38\xi$  along in each dimension. The width of the gaussian potential is set to  $\sigma = 4.71$ . For three presented scenarios, only the potential of strength  $A_0 = 2\varepsilon_F$  produces a stable ferron.

phase difference for three selected strengths are presented in Fig. 10.

If the amplitude is too small  $A_0 \lesssim \varepsilon_F$ , then the potential is too weak to break efficiently Cooper pairs and to induce locally a sufficiently large spin polarization. As a consequence the stable impurity is not formed. On the other hand, if the amplitude is too large  $A_0 \gtrsim 4\varepsilon_F$ , the potential induces excitations of the background superfluid (e.g. phonon excitations), which have sufficient energy to effectively interfere with the ferron structure, leading to its decay. Thus there is a particular range of the potential amplitudes for which we observe the creation of the long-lived impurity.

### Deformed impurities

In most of simulations, we were using the spin polarizing potential (2) with additional, small symmetry breaking parameters  $|\epsilon_{y/z}| \approx 10^{-6}$ . In such a case, almost spherically symmetric impurities were created. In order to explore the possibility of creation of a deformed impurity and to investigate its stability, we have executed runs involving a strongly deformed external potential. Namely, we set potential parameters:  $\epsilon_y = 0.44$  and  $\epsilon_z = 0.64$ . We have found, that the generated impurity is as stable as the one generated by nearly spherically symmetric potential. Moreover, the potential generated initially deformed impurity which subsequently evolved toward the spherical configuration, see Fig. 11. It demon-



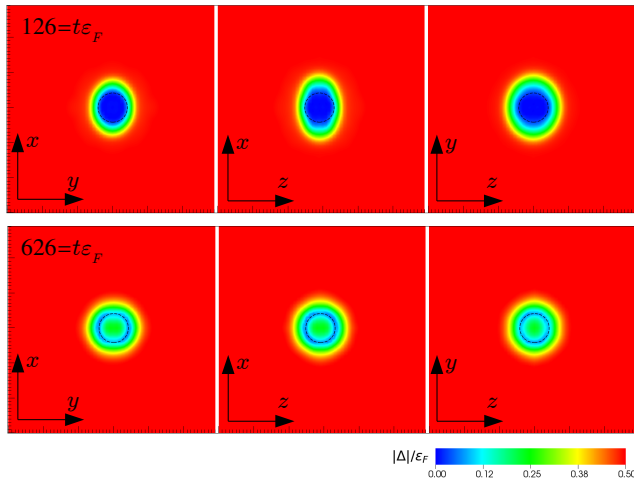


FIG. 11: Cross sections through the pairing field  $\Delta(\mathbf{r})$  along three perpendicular planes. The top row subfigures show the pairing field configuration just before the deformed potential ( $\sigma = 4.7\xi$ ,  $\epsilon_y = 0.44$  and  $\epsilon_z = 0.64$ ) is switched off. The bottom row subfigures show the pairing field configuration after the potential is switched off and the system has been evolved for an additional time interval  $500\epsilon_F^{-1}$ . Black circles (dashed line) are to guide an eye only. The plot indicates that spherical shape is a preferable configuration for the ferron. For full movie see *Movie 8*.

strates that the spherical shape represents the most favorable configuration.

### Collision of impurities

Since ferrons are long-lived and localized excitations, one may consider scenarios which are sensitive to their mutual arrangements and investigate their dynamics involving collisions. There are several issues which may be explored and here we touched upon only the most basic ones. Namely, there is clearly an induced interaction between ferrons which is mediated by the superfluid background. The natural question is how strong is this interaction and whether it may effectively repel or attract impurities. The second question is whether the peculiar structure of ferron is rigid enough to survive collision, or whether collision leads to its immediate decay. As examples of such scenarios, we have performed simulations where we collided two ferrons. The ferrons were created by means of two moving potentials along  $x$ -axis. The velocity of potentials was set smaller than the speed of sound. The shape of each of the potential was determined by Eq. (2). In Fig. 12 we have shown few snapshots of a collision with a nonzero impact parameter. We have observed a fusion process, which resulted in creation of a new stable ferron. These simulations indicate, that the ferron states represents very stable configurations.

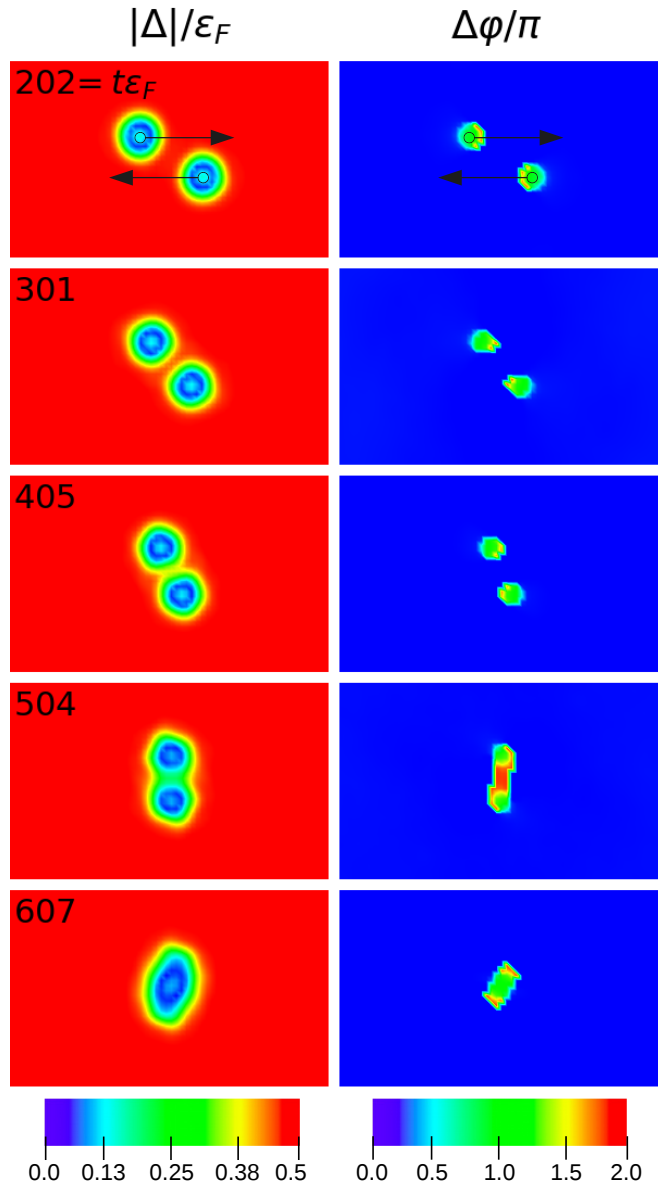


FIG. 12: Snapshots from simulation demonstrating the peripheral collision of two ferrons. In the left column the absolute value of the pairing field is plotted, while in the right column the pairing phase difference (with respect to the value at the box edge) is presented. For the full movie see *Movie 9*.

### Impurities with more complex internal structure

Studies of proximity effects for SFS junctions proved that the order parameter may change sign few times, depending on the width of the ferromagnet layer [13,14]. The similar effect is also expected in the case of the ferron-like excitations. In order to investigate such a possibility, we have performed exploratory simulations using external potential of large width  $\sigma = 11.8\xi$  and amplitude  $A_0 = 3.5\epsilon_F$ . Indeed, we have observed that after

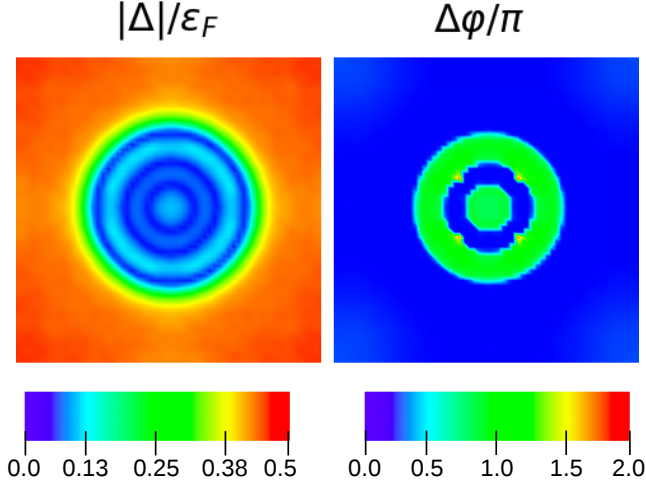


FIG. 13: Snapshot from simulation demonstrating the internal structure of the large ferron-like excitation taken after the time  $\Delta t \approx 220\varepsilon_F^{-1}$  with respect to the moment when the potential was removed. It is clearly seen that the phase changes sign three times as we proceed towards the center of the impurity. For full movie see *Movie 13*.

removal of the potential (at time  $t_{\text{off}}\varepsilon_F \approx 170$ ) inside the impurity the order parameter changed sign a few times as we move towards the center. Sample configuration is presented in Fig. 13. The simulation revealed also that the internal pairing structure exhibits various oscillations in time. Further studies are required in order to determine whether these oscillations are related to internal dynamics of the impurity or they originate from the superfluid background fluctuations.

### Instability of ferrons in 1D

We argued that the stability of ferrons is attributed to its geometry and dimensionality. Here we present the simple example visualizing the instability of ferron in 1D. Namely, we have applied TDBdG approach in 1D (all quantities depend on position  $x$  and time  $t$  that we drop for notation brevity):

$$i \frac{\partial}{\partial t} \begin{pmatrix} u_{n,\lambda} \\ v_{n,-\lambda} \end{pmatrix} = \begin{pmatrix} h_\lambda & \lambda \Delta \\ \lambda \Delta^* & -h_{-\lambda}^* \end{pmatrix} \begin{pmatrix} u_{n,\lambda} \\ v_{n,-\lambda} \end{pmatrix}. \quad (5)$$

where  $\lambda = \pm 1$  denotes spin indices,  $h_\lambda(x, t) = -\frac{1}{2} \frac{d^2}{dx^2} + gn_{-\lambda}(x, t) + V_\lambda(x, t)$  and  $\Delta(x, t) = g\nu(x, t)$  ( $n_\lambda$  is the density of spin- $\lambda$  particles,  $\nu$  is the anomalous density). The coupling constant  $g$  has been adjusted in such a way to fulfill condition:  $\Delta/\varepsilon_F \approx 0.5$ ,  $\varepsilon_F = \frac{k_F^2}{2}$ . In 1D one may generate the similar form of spin polarized impurity. The *Movie 14* shows an example of ferron in 1D created by

the potential:

$$V_\lambda(x, t) = 1.8f(t)\lambda\varepsilon_F \exp\left(-\frac{x^2}{2\sigma^2}\right), \quad (6)$$

where

$$\begin{aligned} f(t) &= \sin^2\left(\frac{\pi t}{2T}\right)\theta(T_1 - t) \\ &+ \theta(t - T_1)\theta(T_2 - t) \\ &+ \cos^2\left(\frac{\pi(t - T_2)}{2T}\right)\theta(t - T_2)\theta(T_1 + T_2 - t) \end{aligned} \quad (7)$$

describes switching-on and switching-off rates. For the particular realization of the ferron shown in the *Movie 14* we have used parameters:  $k_F\sigma = 4.441$ ,  $T = T_1 = 29.55\varepsilon_F^{-1}$  and  $T_2 = 49.25\varepsilon_F^{-1}$ . Note that after the initial creation of the ferron with a characteristic structure of the pairing field, the polarized regions are repelled from each other and the system between them becomes again fully paired. This behavior, which can also be understood by means of results presented in Fig. 2 (main article), indicates that ferron is unstable in 1D.

### List of movies

Below we provide the list of accompanying movies. All movies are also accessible on YouTube. The movies present the distribution of absolute value of the pairing field  $|\Delta(\mathbf{r})|$ , the phase difference of the pairing field with respect to the value at the boundary of the box  $\Delta\varphi$ , and the local polarization  $p(\mathbf{r}) = \frac{n_\uparrow(\mathbf{r}) - n_\downarrow(\mathbf{r})}{n_\uparrow(\mathbf{r}) + n_\downarrow(\mathbf{r})}$ , in plane crossing the impurity center.

**Movie 1:** Simulation demonstrating the response of the UFG to the time dependent, spherically symmetric, spin polarizing potential defined by Eq. (2). Lattice size used corresponds to  $40^3$ . The amplitude of the potential is  $A_0 = 2\varepsilon_F$  and the width  $\sigma = 2.36\xi$ . The potential has been turned on and off within time interval  $25\varepsilon_F^{-1}$  and kept fixed at its maximum strength for  $100\varepsilon_F^{-1}$ , exactly as presented in Fig. 6. In this case the width of the potential is too small to produce the ferron.

File=movie-01.mp4,

YouTube=<https://youtu.be/5k12xXeYC8E>

**Movie 2:** The same as **Movie 1** but for the width  $\sigma = 3.14\xi$ . In this case the width exceeds  $\sigma \gtrsim 3\xi$  and the stable ferron is created.

File=movie-02.mp4,

YouTube=<https://youtu.be/K6vpatwB7i0>

**Movie 3:** The same as **Movie 1** but for the width  $\sigma = 5.5\xi$ .

File=movie-03.mp4,

YouTube=<https://youtu.be/1YJh10NwfTQ>

**Movie 4:** The same as **Movie 1** but for the width  $\sigma = 6.28\xi$ . In this case the potential generates excitations of the superfluid background which are strong enough to have an impact on the structure of the ferron.

File=movie-04.mp4,  
YouTube=https://youtu.be/k0t4a29tDn0

**Movie 5:** The same as **Movie 1** but for the width  $\sigma = 7.07\xi$ . In this case the time interval during which the potential is switched on is too short to allow for creation of a ferron.

File=movie-05.mp4,  
YouTube=https://youtu.be/6EsVbUqB418

**Movie 6:** The same as **Movie 5** but the time interval has been increased to  $250\varepsilon_F^{-1}$ , which allows for creation of the short-lived ferron-like structure.

File=movie-06.mp4,  
YouTube=https://youtu.be/CQPksIyBSJ4

**Movie 7:** The same as **Movie 5** but the time interval has been increased to  $400\varepsilon_F^{-1}$ , which allows for creation of stable ferron.

File=movie-07.mp4,  
YouTube=https://youtu.be/pA7P\_ps4zE8

**Movie 8:** Movie demonstrating evolution of a deformed impurity, see sec. *Deformed impurities* for more details. Two selected frames from this movie are presented on Fig. 11. The lattice size was set to  $60^3$ . The amplitude of the potential is  $A_0 = 2\varepsilon_F$ , while widths are different for each direction. The potential depends on time in the same way as the one in **Movie 1**. The movie demonstrates that spherically symmetric shape of a ferron is energetically preferable.

File=movie-08.mp4,  
YouTube=https://youtu.be/gehgS6YLq\_0

**Movie 9:** Movie demonstrating peripheral collision of two ferrons, see sec. *Collision of impurities* for more details. Panels showing the paring field from this movie were used in Fig. 12. The potentials were moving along  $x$ -axis with velocity  $v \approx 0.45v_F$ , where  $v_F$  is Fermi velocity. The amplitude is  $A_0 = 2\varepsilon_F$  and width  $\sigma = 3.14\xi$ . The simulation has been performed on the lattice  $64 \times 40^2$ .

File=movie-09.mp4,  
YouTube=https://youtu.be/C\_3Xp-e1m0Q

**Movie 10:** The same as **Movie 9**, but for head-on collision.

File=movie-10.mp4,  
YouTube=https://youtu.be/wUY6rJQCHYU

**Movie 11:** Movie demonstrating creation of a ferron in a box-like trap. Ferron is created as a result of application of two crossing beams, each of them has amplitude  $A_0 = 1\varepsilon_F$  and width  $\sigma = 3.14\xi$ . In the crossing region the strength of the potential is sufficiently large to induce spin polarization and create a stable ferron. In the calculations the box size  $64^3$  was used. Fermi momentum in the trap center is  $k_F = 1$ . Note that for regions outside the trap, where the density is  $n(\mathbf{r}) \approx 0$  and also  $|\Delta(\mathbf{r})| \approx 0$ , variations of the phase difference  $\Delta\varphi(\mathbf{r})$  and the local polarization  $p(\mathbf{r})$  are meaningless.

File=movie-11.mp4,  
YouTube=https://youtu.be/cOrsBIZmE2M

**Movie 12:** The same as **Movie 11**, but for the width of the beams  $\sigma = 4.71\xi$ .

File=movie-12.mp4,  
YouTube=https://youtu.be/sz7oabZN99E

**Movie 13:** Simulation demonstrating creation of the impurity with more complex internal structure. Lattice size used in the calculation was set to  $64^3$ . The amplitude of the potential is  $A_0 = 3.5\varepsilon_F$  and width  $\sigma = 11.78\xi$ . The potential has been turned on and off within time interval  $30\varepsilon_F^{-1}$  and kept fixed at its maximal strength within  $112\varepsilon_F^{-1}$ . Elements of frame at  $t\varepsilon_F = 392$  were presented in Fig. 13.

File=movie-13.mp4,  
YouTube=https://youtu.be/KfV7f0r1jXc

**Movie 14:** Creation of a ferron in 1D Fermi gas, described within BdG approximation Eq. (5), using the external potential of the gaussian type with amplitude  $A_0 = 1.8\varepsilon_F$ . The lattice size is 200. The potential is turned off after  $t = 78.8\varepsilon_F^{-1}$ . The expansion of polarized shell is clearly visible after switching off the potential.

File=movie-14.mp4,  
YouTube=https://youtu.be/oz13Z00MUZQ