

HMLasso: Lasso for High Dimensional and Highly Missing Data

Masaaki Takada¹, Hironori Fujisawa^{2,3}, Takeichiro Nishikawa¹

¹ Toshiba Corporation

² The Institute of Statistical Mathematics

³ Center for Advanced Intelligence Project, RIKEN

Abstract

Sparse regression such as Lasso has achieved great success in dealing with high dimensional data for several decades. However, there are few methods applicable to missing data, which often occurs in high dimensional data. Recently, CoCoLasso was proposed to deal with high dimensional missing data, but it still suffers from highly missing data. In this paper, we propose a novel Lasso-type regression technique for Highly Missing data, called “HMLasso”. We use the mean imputed covariance matrix, which is notorious in general due to its estimation bias for missing data. However, we effectively incorporate it into Lasso, by using a useful connection with the pairwise covariance matrix. The resulting optimization problem can be seen as a weighted modification of CoCoLasso with the missing ratios, and is quite effective for highly missing data. To the best of our knowledge, this is the first method that can efficiently deal with both high dimensional and highly missing data. We show that the proposed method is beneficial with regards to non-asymptotic properties of the covariance matrix. Numerical experiments show that the proposed method is highly advantageous in terms of estimation error and generalization error.

Introduction

Sparse regression has achieved great success for several decades in dealing with high dimensional data in a wide range of fields such as biology, economy and industry. There are a variety of methods including Lasso (Tibshirani 1996), Elastic Net (Zou and Hastie 2005), SCAD (Fan and Li 2001), MCP (Zhang 2010), Generalized Lasso (Tibshirani 2011), and so on. However, we often encounter missing values in high dimensional data, and most of these methods are not applicable to missing data.

Missing data analysis has a long history. Listwise deletion (complete case analysis) and pairwise deletion are widely used because of their simplicity. There are relatively modern methods such as expectation maximization (EM) algorithm (Dempster, Laird, and Rubin 1977; Schafer 1997), multiple imputation (MI) (Little and Rubin 1987; Little and Rubin 2002; Schafer 1997), and full information maximum likelihood (FIML) (Hartley and Hocking 1971; Enders 2001). However, these methods focus on low dimensional missing data and require a large computational cost for high dimensional missing data.

In order to deal with high dimensional missing data, another regression approach was proposed using the pairwise covariance matrix (Loh and Wainwright 2012). This approach had low computational cost and is possible to analyze statistical non-asymptotic properties. However, it requires a nonconvex optimization, and it depends heavily on some critical unknown parameters which must be determined in advance, so that there are some difficulties in practice. To overcome these problems, Convex Conditioned Lasso (CoCoLasso) was proposed (Datta and Zou 2017). Since CoCoLasso is a convex formulation using a positive semidefinite approximation of the pairwise covariance matrix, it does not suffer from local optima or critical parameters. Statistical non-asymptotic properties were also available for CoCoLasso. However, we have found that *highly missing* data can deteriorate the CoCoLasso estimate. CoCoLasso is quite sensitive to highly missing variables, so that the accuracy of the estimator can be significantly worse even if there exists one highly missing variable.

The highly missing problem is common in practice. For example, the missing ratio of 15% to 20% was common in educational and psychological studies (Enders 2003), typical industrial process maintenance data had over 75% missing values in over 50% of variables (Lakshminarayan, Harp, and Samad 1999), and in some extreme cases, the missing ratio could reach 90% in traffic data (Tan et al. 2013).

Motivated by the highly missing problem, we propose a novel regression method for high dimensional and highly missing data. We use the mean imputed covariance matrix, which is notorious in general due to its estimation bias for missing data. However, we effectively incorporate it into Lasso. The resulting optimization problem can be seen as a weighted modification of CoCoLasso with the missing ratios, and is quite effective for highly missing data. Our contributions are as follows:

- We propose a novel regression method for dealing with high dimensional and highly missing data. As far as we know, this is the first method that effectively overcomes both high dimensionality and highly missingness.
- We analyze non-asymptotic properties of our method. We show that our formulation balances uncertainty of the pairwise covariance estimators. Moreover, we obtain the optimal weight from a non-asymptotic property.

- We demonstrate the effectiveness of our method by both numerical simulations and real-world data experiments. In almost all cases, our method outperforms other existing methods. In particular, our method delivers significant improvement for high dimensional and highly missing data.

The rest of this paper is organized as follows: First, we review existing methods and propose our method. Then, we describe some justifications of our formulation with theoretical analyses. Finally, we show the advantage of our method by numerical simulations and real-world data experiments.

Notations

Let $v \in \mathbb{R}^p$. $\|v\|_q$ ($q > 0$) is the ℓ_q norm, i.e., $\|v\|_q = (|v_1|^q + \dots + |v_p|^q)^{1/q}$. Let $M \in \mathbb{R}^{n \times p}$. $\|M\|_F$ is the Frobenius norm and $\|M\|_{\max}$ is the max norm, i.e., $\|M\|_F = (\sum_{j,k} M_{jk}^2)^{1/2}$ and $\|M\|_{\max} = \max_{j,k} |M_{jk}|$. Let $M_1, M_2 \in \mathbb{R}^{n \times p}$. $M_1 \odot M_2$ is the element-wise product (Hadamard product) of M_1 and M_2 . $M_1 \oslash M_2$ is the element-wise division of M_1 and M_2 . $\langle M_1, M_2 \rangle$ is the element-wise product sum of M_1 and M_2 , which is the matrix inner product inducing the Frobenius norm. Let $M \in \mathbb{R}^{p \times p}$ be a symmetric matrix. $M \succeq 0$ denotes that M is positive semidefinite (PSD), i.e., $v^\top M v \geq 0$ for any $v \in \mathbb{R}^p$.

Methods

Problem Formulation

Consider a linear regression model

$$y = X\beta + \varepsilon, \quad (1)$$

where $X \in \mathbb{R}^{n \times p}$ is a complete design matrix, $y \in \mathbb{R}^n$ is a response, $\beta \in \mathbb{R}^p$ is a regression coefficient, and $\varepsilon \in \mathbb{R}^n$ is a noise. Suppose that each column of X is centered without loss of generality. The ordinary problem is to estimate the regression coefficient β given the complete data X and y . Lasso is one of the most promising methods for high dimensional data (Tibshirani 1996). Lasso solves the following problem:

$$\hat{\beta} = \underset{\beta}{\operatorname{argmin}} \frac{1}{2n} \|y - X\beta\|_2^2 + \lambda \|\beta\|_1, \quad (2)$$

where $\lambda > 0$ is a regularization parameter. Since the objective function (2) is regularized by ℓ_1 norm of β , the solution is sparse and often has a small generalization error.

In this paper, we consider the Lasso problem with missing data. Some elements of X are observed, and the other elements are missing. In the presence of missing values, we cannot apply Lasso directly.

Review of Existing Methods

A representative approach of regression for high dimensional missing data is to directly estimate the parameter β without imputation. The Lasso objective function (2) can be reformulated as

$$\underset{\beta}{\operatorname{argmin}} \frac{1}{2} \beta^\top S \beta - \rho^\top \beta + \lambda \|\beta\|_1,$$

where $S = \frac{1}{n} X^\top X$ (i.e., sample covariance matrix of X) and $\rho = \frac{1}{n} X^\top y$ (i.e., sample covariance vector of X and y). Using this formulation, we can estimate β via S and ρ instead of X and y . If missing is completely at random, we can easily construct unbiased estimators of the covariance matrix and vector as $S^{\text{pair}} = (S_{jk}^{\text{pair}})$ and $\rho^{\text{pair}} = (\rho_{jk}^{\text{pair}})$, where

$$S_{jk}^{\text{pair}} := \frac{1}{n_{jk}} \sum_{i \in I_{jk}} X_{ij} X_{ik}, \quad \rho_j^{\text{pair}} := \frac{1}{n_j} \sum_{i \in I_j} X_{ij} y_i,$$

$I_{jk} := \{i : \text{both } X_{ij} \text{ and } X_{ik} \text{ are observed for } j \neq k, X_{ij} \text{ are observed for } j = k\}$, $I_j := \{i : X_{ij} \text{ is observed}\}$, and n_{jk} and n_j are the numbers of elements of I_{jk} and I_j , respectively. We substitute S^{pair} and ρ^{pair} for S and ρ , respectively.

The major problem here is that S^{pair} may not be positive semidefinite (PSD), in other words, it may have negative eigenvalues. This is a critical problem because if it has negative eigenvalues, then the objective function can diverge to minus infinity, which means the optimization fails. To avoid this problem, the following two kinds of constraint optimization problems were proposed (Loh and Wainwright 2012):

$$\hat{\beta} \in \underset{\|\beta\|_1 \leq R}{\operatorname{argmin}} \frac{1}{2} \beta^\top S^{\text{pair}} \beta - \rho^{\text{pair}^\top} \beta, \quad (3)$$

and

$$\hat{\beta} \in \underset{\|\beta\|_1 \leq b_0 \sqrt{s}}{\operatorname{argmin}} \frac{1}{2} \beta^\top S^{\text{pair}} \beta - \rho^{\text{pair}^\top} \beta + \lambda \|\beta\|_1, \quad (4)$$

where s is the number of true active variables, and R and b_0 are some constants. The projected gradient descent algorithm was used to solve the problem. Careful analyses reveal that $\hat{\beta}$ is close to the true parameter with high probability. However, there are some difficulties in practice due to its nonconvexity. First, there may exist multiple global/local minimizers, so that different initial values output different solutions. Second, it depends on unknown parameters such as R and b_0 . These parameters must not be too large or too small, so that it is not trivial to appropriately determine such unknown parameter values in advance.

Recently, the following convex optimization problem, called CoCoLasso (Convex Conditioned Lasso), was proposed (Datta and Zou 2017):

$$\hat{\beta} = \underset{\beta}{\operatorname{argmin}} \frac{1}{2} \beta^\top \tilde{\Sigma} \beta - \rho^{\text{pair}^\top} \beta + \lambda \|\beta\|_1, \quad (5)$$

$$\tilde{\Sigma} = \underset{\tilde{\Sigma} \succeq 0}{\operatorname{argmin}} \|\Sigma - S^{\text{pair}}\|_{\max}. \quad (6)$$

CoCoLasso obtains the PSD covariance matrix in (6) via the Alternating Direction Method of Multipliers (ADMM), and then optimizes the Lasso-type objective function (5). This formulation overcomes the difficulties of Loh and Wainwright (2012). First, since $\tilde{\Sigma}$ is PSD by definition, the objective function (5) is convex, and hence has no local minimizers. Second, it does not use any unknown parameters which must be determined in advance. For these reasons,

CoCoLasso is easy to use in practice. In addition, statistical non-asymptotic properties were also derived.

However, highly missing data can deteriorate the estimation of the covariance matrix in CoCoLasso. If n_{jk} is very small, then S_{jk}^{pair} is quite unreliable; it can be very large or small. Since (6) is based on the max norm, unreliable elements of S^{pair} will give a large effect on the estimator. As a result, other elements of the estimator can be far from corresponding elements of S^{pair} , even if their variables have few missing values. This consideration indicates that CoCoLasso can significantly worse, even if there is one highly missing variable. The problem is that S_{jk}^{pair} 's are used in the same manner regardless of different reliability. We will overcome this problem in the next subsection.

Here, we mention other approaches for regression with missing data. A simple approach is listwise deletion. This is very fast, but not appropriate when there are few complete samples, as is common with high dimensional data. Another typical approach is to impute missing values in X . This approach includes various imputation methods such as mean imputation, EM algorithm (Dempster, Laird, and Rubin 1977; Schafer 1997), MI (Little and Rubin 1987; Little and Rubin 2002; Schafer 1997), and FIML (Hartley and Hocking 1971; Enders 2001). However, these methods typically incur a large computational cost or cause a large bias for high dimensional problem. In addition, it is hard to conduct theoretical analyses. On the other hand, there are some alternative direct modeling methods using Dantzig selector instead of Lasso (Rosenbaum and Tsybakov 2010; Rosenbaum and Tsybakov 2013). An advantage of the Lasso-type approach is that the computation is empirically much faster than Dantzig selector (Efron, Hastie, and Tibshirani 2007).

Proposed Method: HMLasso

The mean imputation method is commonly used in practice. Let Z be the mean imputed data of X . Because X is centered, $Z_{jk} = X_{jk}$ for observed elements and $Z_{jk} = 0$ for missing elements. The covariance matrix of mean imputed data, $S^{\text{imp}} = (S_{jk}^{\text{imp}})$, is defined as

$$\begin{aligned} S_{jk}^{\text{imp}} &:= \frac{1}{n} \sum_{i=1}^n Z_{ij} Z_{ik} \\ &= \frac{n_{jk}}{n} \frac{1}{n_{jk}} \sum_{i \in I_{jk}} X_{ij} X_{ik} = \frac{n_{jk}}{n} S_{jk}^{\text{pair}}, \end{aligned} \quad (7)$$

or equivalently,

$$S^{\text{imp}} = R \odot S^{\text{pair}}, \quad (8)$$

where $R \in \mathbb{R}^{p \times p}$ is an observation ratio matrix whose (j, k) -th element is $R_{jk} = n_{jk}/n$. The mean imputed covariance matrix S^{imp} in the left-hand side of (8) is biased but PSD, while the pairwise covariance matrix S^{pair} in the right-hand side is unbiased but not PSD. To take the best of both, we came up with the idea to optimize the following problem to obtain a low biased PSD matrix:

$$\tilde{\Sigma} = \underset{\Sigma \succeq 0}{\operatorname{argmin}} \|R \odot \Sigma - S^{\text{imp}}\|_{\text{F}}^2. \quad (9)$$

A direct use of mean imputation for covariance matrix estimation is notorious due to its estimation bias. However, we effectively incorporate S^{imp} and S^{pair} into the optimization problem (9) using the above relation between them.

The formulation (9) has a good property. We see from (8) that (9) is equivalent to

$$\tilde{\Sigma} = \underset{\Sigma \succeq 0}{\operatorname{argmin}} \|R \odot (\Sigma - S^{\text{pair}})\|_{\text{F}}^2. \quad (10)$$

This formulation can be seen as a weighted modification of CoCoLasso (6) using the observed ratio matrix R , when the max norm is replaced by the Frobenius norm. The weight is beneficial for highly missing data. When there are missing observations, the objective function downweights the corresponding term, $\Sigma_{jk} - S_{jk}^{\text{pair}}$, by the observed ratio $R_{jk} = n_{jk}/n$. In particular, when n_{jk} is small, the downweighting will be reasonable, since the pairwise covariance S_{jk}^{pair} is unreliable.

Based on the above idea, we extend the formulation and propose a novel optimization problem to estimate the regression model:

$$\hat{\beta} = \underset{\beta}{\operatorname{argmin}} \frac{1}{2} \beta^\top \tilde{\Sigma} \beta - \rho^{\text{pair}^\top} \beta + \lambda \|\beta\|_1, \quad (11)$$

$$\tilde{\Sigma} = \underset{\Sigma \succeq 0}{\operatorname{argmin}} \|W \odot (\Sigma - S^{\text{pair}})\|_{\text{F}}^2, \quad (12)$$

where W is a weight matrix whose (j, k) -th element is $W_{jk} = R_{jk}^\alpha$ with a constant $\alpha \geq 0$. This Lasso formulation enables us to efficiently deal with Highly Missing data, so that we call our method ‘‘HMLasso’’. HMLasso obtains the PSD matrix by minimizing the weighted Frobenius norm in (12), and then optimize the Lasso-type problem (11).

Several values of α can be considered. The case $\alpha = 0$ corresponds to the non-weighted case, which is just a projection of S^{pair} onto the PSD region. It is the same as CoCoLasso when the Frobenius norm in (12) is replaced by the max norm. The case $\alpha = 1$ relates to the mean imputation, as described above. In addition, as seen later, non-asymptotic analyses will support that $\alpha = 1$ is reasonable, and numerical experiments will show that it delivers the best performance. Therefore, we recommend $\alpha = 1$ in practice. The case $\alpha = 1/2$ can be roughly viewed as the maximum likelihood method from an asymptotic perspective. We discuss the case $\alpha = 1/2$ in the supplementary material.

Note that we use the Frobenius norm instead of the max norm. This is because the Frobenius norm delivers a better performance than the max norm in numerical experiments.

Comparison through a Simple Example

We give a simple example in which our weighted formulation (12) is better than the non-weighted formulation. Consider a three-dimensional data $X \in \mathbb{R}^{n \times 3}$. To derive simple analytical results, we suppose that the pairwise covariance matrix and observation ratio matrix are given by

$$S^{\text{pair}} = \begin{bmatrix} 1 & s_1 & s_2 \\ s_1 & 1 & s_2 \\ s_2 & s_2 & 1 \end{bmatrix}, \text{ and } R = \frac{1}{n} \begin{bmatrix} \cdot & n_1 & n_2 \\ n_1 & \cdot & n_2 \\ n_2 & n_2 & \cdot \end{bmatrix},$$

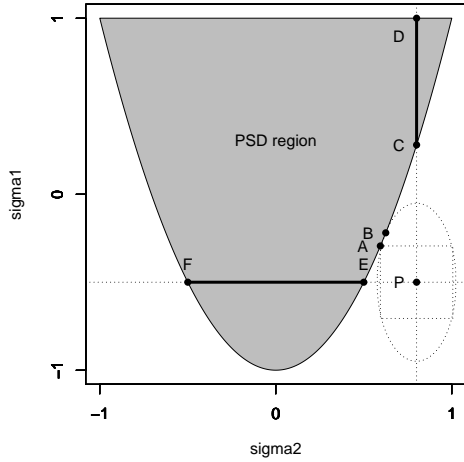


Figure 1: The two-dimensional covariance matrix space for simple examples. The point P is S^{pair} . The points A and B are the non-weighted max/Frobenius norm minimizer, respectively. For each highly missing scenario, the weighted norm minimizer is C/E, and S lies on the line segment CD/EF, respectively.

which means that X_1 and X_2 are symmetric. In addition, we restrict the diagonal elements of the estimate to 1, for simplicity. Then, we can parameterize the covariance matrix Σ as

$$\Sigma = \begin{bmatrix} 1 & \sigma_1 & \sigma_2 \\ \sigma_1 & 1 & \sigma_2 \\ \sigma_2 & \sigma_2 & 1 \end{bmatrix},$$

because of the symmetry and convexity of the problem. In this setting, we can see S^{pair} and Σ on the same two-dimensional space in Figure 1.

To show the difference among the methods, we focus on the case where S^{pair} is not PSD. By simple calculation, we see that the PSD condition of S^{pair} is $2s_2^2 - 1 \leq s_1 \leq 1$, which is shown in gray in Figure 1. Hereafter, we suppose $s_1 < 2s_2^2 - 1$ so that S^{pair} is not PSD, and also $s_2 \geq 0$ without loss of generality. The point P in Figure 1 is an example of such a S^{pair} .

We consider two highly missing scenarios as follows: 1) the pairwise observations of (X_1, X_2) are rare, i.e., n_1 is small enough and n_2 is large enough, and 2) the pairwise observations of (X_1, X_3) and (X_2, X_3) are rare, i.e., n_1 is large enough, and n_2 is small enough. These scenarios are realized by simple missing patterns (see Figure 2). For the non-weighted formulations, missing scenarios do not affect their estimates; while do affect the estimates of the weighted formulations. We show that the weighted formulation is preferable for highly missing data.

Non-weighted Max Norm Formulation (CoCoLasso) The problem is $\min_{\Sigma \succeq 0} \|\Sigma - S^{\text{pair}}\|_{\max}$. The contour of $\|\Sigma - S^{\text{pair}}\|_{\max}$ is a square with the center point P. The optimum is the tangent point of the gray region and the square contour, which is shown as the point A in Figure 1.

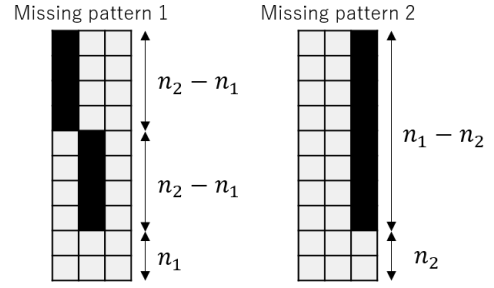


Figure 2: Simple missing patterns for two highly missing scenarios, respectively. The black elements represent missing values.

The analytical solution is given by $\sigma_1 = s_1 + s_2 + 1/4 - \sqrt{8s_1 + 8s_2 + 9/4}$ and $\sigma_2 = -1/4 + \sqrt{8s_1 + 8s_2 + 9/4}$.

Non-weighted Frobenius Norm Formulation The problem is $\min_{\Sigma \succeq 0} \|\Sigma - S^{\text{pair}}\|_F^2$. The contour of $\|\Sigma - S^{\text{pair}}\|_F^2$ is an ellipse with the center point P. The optimum is the tangent point of the gray region and the ellipse contour, which is shown as the point B in Figure 1. The analytical solution is given by $\sigma_1 = 2(u_1 + u_2)^2 + 1$ and $\sigma_2 = u_1 + u_2$ where $u_1 = \sqrt[3]{(s_2 + \sqrt{s_2^2 - 2s_1^3/27})/4}$ and $u_2 = \sqrt[3]{(s_2 - \sqrt{s_2^2 - 2s_1^3/27})/4}$.

Weighted Norm Formulation The problem is $\min_{\Sigma \succeq 0} \|W \odot (\Sigma - S^{\text{pair}})\|$, where the norm $\|\cdot\|$ is either the max norm or Frobenius norm.

1) For the first missing scenario, we can see that the optimum point of the weighted norm will be close to the point C, i.e., $\sigma_1 \approx 2s_2^2 - 1$ and $\sigma_2 \approx s_2$. The reasons are that i) we have $\tilde{\sigma}_2 \approx s_2$, because the weights R_{13} and R_{23} are much larger than R_{12} , and ii) the optimum of σ_1 must be close to the tangent point of the gray PSD region and the line CD. On the other hand, the sample covariance matrix S with complete observations satisfies $\sigma_2 \approx s_2$ and $2\sigma_2^2 - 1 \leq \sigma_1 \leq 1$, which represents a line segment CD in Figure 1. Since the point C is closer to the any points on the line segment CD than A and B, the optimum of the weighted norm is always closer to S than the non-weighted norms.

2) For the second missing scenario, we can see that the optimum point will be close to the point E, i.e., $\sigma_1 \approx s_1$ and $\sigma_2 \approx \sqrt{(s_1 + 1)/2}$. The reasons are similar to the first scenario; i) $\sigma_1 \approx s_1$, because the weight R_{12} is much larger than R_{13} and R_{23} , and ii) the optimum of σ_2 must be close to the tangent point of the gray region and the line EF. On the other hand, the sample covariance matrix S with complete observations satisfies $\sigma_1 \approx s_1$ and $2\sigma_2^2 - 1 \leq \sigma_1 \leq 1$, which represents a line segment EF in Figure 1. Since the point E is closer to any points on the line segment DF than A and B, the optimum of the weighted norm is always closer to S than the non-weighted norms.

Algorithm 1 Covariance Estimation with ADMM

Input: S^{pair}, W, μ
for $k = 1, 2, \dots$ **do**
 $A_{k+1} \leftarrow$ the projection of $(B_k + S^{\text{pair}} + \mu\Lambda_k)$ into the PSD space
 $B_{k+1} \leftarrow (A_{k+1} - S^{\text{pair}} - \mu\Lambda_k) \oslash (\mu W \odot W + I)$
 $\Lambda_{k+1} \leftarrow \Lambda_k - \frac{1}{\mu} (A_{k+1} - B_{k+1} - S^{\text{pair}})$
end for
Output: A_{i+1}

Algorithms

The Lasso-type optimization problem (11) can be solved by various algorithms for Lasso, such as the coordinate descent algorithm (Friedman, Hastie, and Tibshirani 2010), and the least angle regression algorithm (Efron et al. 2004). In our implementation, we use the coordinate descent algorithm because it is efficient for high dimensional data. The algorithm is described in the supplementary materials. Note that we use the warm-start and safe screening techniques to speed up the algorithm.

To derive the covariance matrix optimization algorithm for (12), we use the ADMM algorithm (Boyd et al. 2011). The problem (12) can be written as

$$(A, B) = \underset{A \succeq 0, B = A - S^{\text{pair}}}{\operatorname{argmin}} \|W \odot B\|_F^2.$$

Therefore, the augmented Lagrangian function is

$$\begin{aligned} f(A, B, \Lambda) = & \frac{1}{2} \|W \odot B\|_F^2 - \langle \Lambda, A - B - S^{\text{pair}} \rangle \\ & + \frac{1}{2\mu} \|A - B - S^{\text{pair}}\|_F^2, \end{aligned} \quad (13)$$

where Λ is the Lagrangian matrix, and μ is an augmented Lagrangian parameter. We iteratively update A , B and Λ subject to $A \succeq 0$ by minimizing (13) in terms of each variable. The resulting algorithm is similar to the CoCoLasso algorithm except for the update rule of B due to the weight matrix W . To derive the B -step update equation, differentiating $f(A, B, \Lambda)$ with respect to B yields

$$\partial_B f(A, B, \Lambda) = W \odot W \odot B + \Lambda - \frac{1}{\mu} (A - B - S^{\text{pair}}).$$

Solving $\partial_B f(A, B, \Lambda) = 0$, we obtain the update rule as

$$B \leftarrow (A - S^{\text{pair}} - \mu\Lambda) \oslash (\mu W \odot W + I).$$

The whole algorithm for solving (12) is described in Algorithm 1.

The difference of the max norm and Frobenius norm is trivial when we use the ADMM. We describe the algorithm for the weighted max norm in the supplementary material.

Theoretical Properties

We investigate non-asymptotic properties of our estimator. Specifically, we obtain a refined non-asymptotic property for the pairwise covariance matrix, which explicitly includes

the effect of missing ratio. Moreover, we derive a non-asymptotic property of our weighted estimator. These results show that the weighted formulation with $\alpha = 1$ is superior in terms of non-asymptotic properties. Since the essential difference from CoCoLasso is the weighted norm in (12), we focus on non-asymptotic properties of the covariance matrix. We can easily see that it holds the similar non-asymptotic properties of the coefficient in Datta and Zou (2017). The proofs of the proposition and theorems are given in the supplementary material.

Preparations

Let $M = (M_{ij}) \in \mathbb{R}^{n \times p}$ be the observation pattern matrix whose elements are one/zero when it is observed/missing, so that $Z = M \odot X$. We suppose a sub-Gaussian assumption on M , which plays a key role in non-asymptotic properties. This assumption often holds, as seen in the following proposition.

Definition 1. A random variable X is said to be sub-Gaussian with τ^2 if $E[\exp(s(X - E[X]))] \leq \exp(\tau^2 s^2/2)$, for all $s \in \mathbb{R}$. A random vector $X \in \mathbb{R}^p$ is said to be sub-Gaussian with τ^2 if $v^\top X$ is a sub-Gaussian variable with τ^2 for all $v \in \mathbb{R}^p$ satisfying $\|v\|_2 = 1$.

Assumption 1. The rows of M are independent and identically distributed with mean μ_M , covariance Σ_M , and sub-Gaussian parameter τ^2 .

Proposition 1. Assume that M_{ij} 's are independent and identically distributed a Bernoulli distribution with mean μ_j . Then, the rows of M are sub-Gaussian with $\tau^2 = \max_j \mu_j(1 - \mu_j) \leq 1/4$.

Since it is hard to investigate a non-asymptotic property of S^{pair} , we replace S^{pair} by another tractable estimator in this section. We see that $S^{\text{pair}} = \frac{1}{n} Z^\top Z \oslash R$ from (7), and the expectation of R is $\Pi := (\pi_{jk}) := E[R] = E[\frac{1}{n} M^\top M] = \Sigma_M + \mu_M \mu_M^\top$. Therefore, we substitute

$$\hat{\Sigma} := \frac{1}{n} Z^\top Z \oslash \Pi$$

for S^{pair} . We call π_{jk} and $1 - \pi_{jk}$ the observed/missing rate because they are the expectation of the observed/missing ratio. We suppose μ_M and Σ_M are known. Note that this substitution and assumption were also used in the past theoretical research (Loh and Wainwright 2012; Datta and Zou 2017).

Non-asymptotic Properties

We first derive a refined non-asymptotic property of $\hat{\Sigma}$.

Theorem 2. Under Assumption 1, we have, for all $\varepsilon \leq c\tau^2 X_{\max}^2 / \pi_{jk}$,

$$\Pr \left(\left| \hat{\Sigma}_{jk} - S_{jk} \right| \leq \varepsilon \right) \geq 1 - C \exp(-cn\varepsilon^2 \pi_{jk}^2 \zeta^{-1}), \quad (14)$$

where $\zeta = \tau^2 X_{\max}^4 \max\{\tau^2, \mu_j^2, \mu_k^2\}$, $X_{\max} = \max_{i,j} |X_{ij}|$, and C and c are some universal constants.

In Theorem 2, the missing rate appears explicitly and the non-asymptotic property is stricter than Definition 1 and Lemma 2 in Datta and Zou (2017). To see an effect of missing rate clearly, let us replace ε by ε/π_{jk} . Then, we have, for all $\varepsilon \leq c\tau^2 X_{\max}^2$,

$$\Pr\left(\pi_{jk} \left| \hat{\Sigma}_{jk} - S_{jk} \right| \leq \varepsilon\right) \geq 1 - C \exp(-cn\varepsilon^2 \zeta^{-1}).$$

Since the right-hand side does not depend on π_{jk} , we can see that the concentration probability of $\pi_{jk} |\hat{\Sigma}_{jk} - S_{jk}|$ is equally bounded regardless of missing rate. This implies that our weighted formulation balances uncertainty of each element of $\hat{\Sigma}$ induced by different missing rates. On the other hand, non-weighted formulation such as CoCoLasso suffers from this unbalancedness.

Next, we derive a non-asymptotic property of our weighted estimator $\tilde{\Sigma}$.

Theorem 3. *Under Assumption 1, we have, for all $\varepsilon \leq c\tau^2 X_{\max}^2 (\min_{j,k} W_{jk}/\pi_{jk})/W_{\min}$,*

$$\begin{aligned} & \Pr\left(\frac{1}{p^2} \left\| \tilde{\Sigma} - S \right\|_F^2 \leq \varepsilon^2\right) \\ & \geq 1 - p^2 C \exp\left(-cn\varepsilon^2 W_{\min}^2 \left(\min_{j,k} \frac{\pi_{jk}}{W_{jk}}\right)^2 \zeta^{-1}\right), \end{aligned} \quad (15)$$

where $\zeta = \tau^2 X_{\max}^4 \max\{\tau^2, \mu_1^2, \dots, \mu_p^2\}$, $W_{\min} = \min_{j,k} W_{jk}$, $X_{\max} = \max_{i,j} |X_{ij}|$, and C and c are some universal constants.

Based on Theorem 3, we show that the weighted norm with $\alpha = 1$ is superior in terms of the non-asymptotic property. Let $\pi_{\min} = \min_{j,k} \pi_{jk}$, and $\pi_{\max} = \max_{j,k} \pi_{jk}$. Substituting $W_{jk} = \pi_{jk}^\alpha$, we have the concentration probability (15) as

$$1 - p^2 C \exp\left(-cn\varepsilon^2 \pi_{\min}^{2\alpha} \left(\min_{j,k} \pi_{jk}^{2-2\alpha}\right) \zeta^{-1}\right),$$

with the constraint $\varepsilon \leq c\tau^2 X_{\max}^2 (\min_{j,k} \pi_{jk}^{\alpha-1})/\pi_{\min}^\alpha$.
i) For $0 \leq \alpha \leq 1$, the concentration probability turns into $1 - p^2 C \exp(-cn\varepsilon^2 \pi_{\min}^2 \zeta^{-1})$, and the constraint of ε turns into $\varepsilon \leq c\tau^2 X_{\max}^2 (\pi_{\max}/\pi_{\min})^\alpha / \pi_{\max}$. Since $\pi_{\max}/\pi_{\min} \geq 1$, the constraint region of ε is maximized at $\alpha = 1$. ii) For $\alpha \geq 1$, the concentration probability turns into $1 - p^2 C \exp(-cn\varepsilon^2 \pi_{\max}^2 (\pi_{\min}/\pi_{\max})^{2\alpha})$ and the constraint of ε turns into $\varepsilon \leq c\tau^2 X_{\max}^2 / \pi_{\min}$. Since $\pi_{\min}/\pi_{\max} \leq 1$, the concentration probability is maximized at $\alpha = 1$. These considerations imply that the case $\alpha = 1$ is superior in the weighted norm formulation from the viewpoint of the non-asymptotic theory.

Note that a similar non-asymptotic property for the weighted max norm can be obtained in the same manner. We can see that the weight with $\alpha = 1$ is superior for the max norm as well, although CoCoLasso uses the non-weighted norm ($\alpha = 0$).

Numerical Experiments

We conducted various experiments for both synthetic and real-world data. In particular, we investigated the performances of several methods extensively in many simulation settings.

Numerical Simulations with Several Methods

We compared our proposed method with the following formulations of the covariance matrix estimation, including two representative methods; the mean imputation method and CoCoLasso.

- Mean imputation method: $\tilde{\Sigma} = S^{\text{imp}}$.
- Max norm formulation: formulation (12) using the max norm instead of the Frobenius norm with $\alpha = 0, 1/2, 1, 2$. The case $\alpha = 0$ corresponds to CoCoLasso formulation.
- Frobenius norm formulation: formulation (12) with $\alpha = 0, 1/2, 1, 2$. The case $\alpha = 0$ is just a projection of S^{pair} onto the PSD region.

Although we examined missing imputation methods such as mice (Buuren and Groothuis-Oudshoorn 2011) and missForest (Stekhoven and Buehlmann 2012), their computational costs were over 100 times larger than the above methods, so that we excluded these methods in our experiments.

The training data were generated as follows: We generated a design matrix $X \in \mathbb{R}^{n \times p}$ with $n = 10,000$ and $p = 100$ from $\mathcal{N}(0, \Sigma^*)$ with $\Sigma_{jk}^* = 0.5$ for $j \neq k$ and $\Sigma_{jk}^* = 1$ for $j = k$. Then, we generated an objective variable y as $y = X\beta + \varepsilon$ with $\beta_1 = 10, \beta_{11} = -9, \beta_{21} = 8, \beta_{31} = -7, \dots, \beta_{91} = -1$, and $\beta_j = 0$ otherwise, and $\varepsilon \sim \mathcal{N}(0, 1)$. We introduced missing values completely at random; for each column, we set a missing rate sampled from a uniform distribution $U(0, 1)$. To avoid columns with no observations, we modified the missing ratio such that at least 10 observations existed for each variable.

The test data were also generated in the same manner except that we used different random seeds and did not introduce missing values for evaluation. We used the following three performance measures:

- Frobenius error of covariance matrix: $\frac{1}{p^2} \|\tilde{\Sigma} - \Sigma^*\|_F$.
- L_2 error of regression coefficients: $\|\hat{\beta} - \beta^*\|_2$.
- Root MSE (RMSE) of prediction: $\sqrt{\|y - X\hat{\beta}\|_2^2/n}$.

We iterated each experiment 30 times, and plotted their averages with plus/minus standard errors. The regularization parameter λ was selected by calibrated 5-fold cross validation (Datta and Zou 2017).

The results are shown in Figure 3. The weighted norms were effective for both the Frobenius and max norm formulations. The case $\alpha = 1$ was better than $\alpha = 0, 1/2$, and 2, as suggested by the non-asymptotic theoretical analyses. In addition, the Frobenius norm with $\alpha = 1$ was the best in terms of most of the performance measures. Therefore, we use this formulation as the proposed method HMLasso in the subsequent experiments. In contrast, CoCoLasso (the

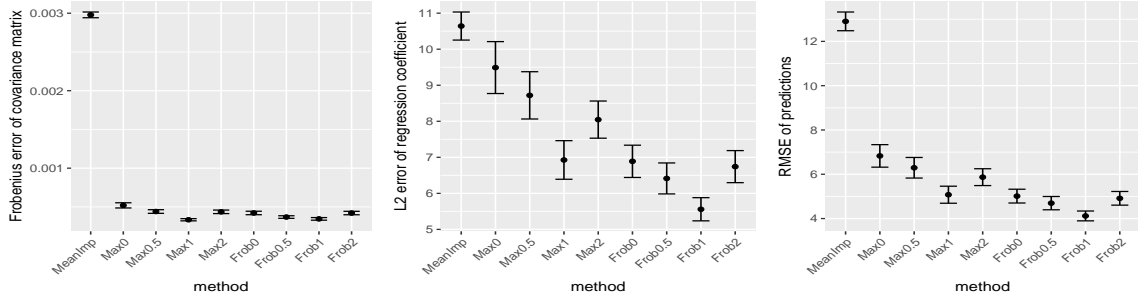


Figure 3: Comparison with various methods. "MeanImp" is the mean imputation. "Max0", "Max0.5", "Max1" and "Max2" are the methods based on max norm with $\alpha = 0, 0.5, 1, 2$, respectively. "Frob0", "Frob0.5", "Frob1" and "Frob2" are the methods based on Frobenius norm with $\alpha = 0, 0.5, 1, 2$, respectively.

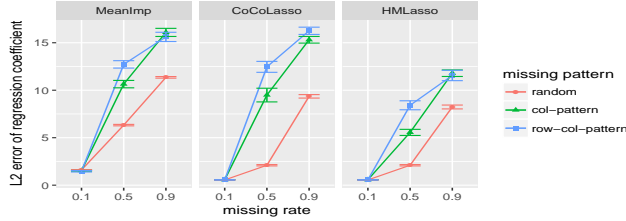


Figure 4: Simulation results for various missing patterns and rates. "random", "col-pattern", and "row-col-pattern" represent corresponding missing patterns.

max norm with $\alpha = 0$) was apparently inferior to HMLasso. The simple mean imputation method was the worst because of its estimation bias.

Numerical Simulations under Various Conditions

We compared HMLasso (the Frobenius norm with $\alpha = 1$) with mean imputation method and CoCoLasso (the max norm with $\alpha = 0$) under various conditions. Based on the simulation setting in the previous subsection, we changed various conditions including missing pattern, missing rate, covariance pattern, covariance level, sample size, and the number of variables. We evaluated the L_2 error of regression coefficients, since other performance measures had similar tendencies.

Missing Patterns and Missing Rates We examined three missing patterns and three missing rates, resulting in nine conditions. The missing rates were set to $\mu = 0.1, 0.5, 0.9$. We introduced missing values according to the following missing patterns, which are thought to be common in real-world data. (1) Random pattern: Missing elements were selected with the same probability for all the elements. (2) Column pattern: Missing rates differ for each column. The j -th column missing rate μ_j was sampled from the uniform distribution so that the overall missing rate was μ . μ_j was sampled from $U(0, 0.2)$ for $\mu = 0.1$, from $U(0, 1)$ for $\mu = 0.5$, and from $U(0.8, 1)$ for $\mu = 0.9$. (3) Row column pattern: Missing rates differ for each row and each column. The (i, j) -th element missing rate μ_{ij} was set so

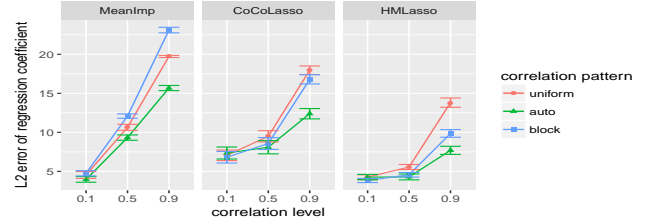


Figure 5: Simulation results for various covariance patterns and levels. "uniform", "auto", and "block" represent corresponding covariance patterns.

that the overall missing rate was μ . Specifically, we defined $\mu_{ij} = \mu^i \mu_j$ where μ^i and μ_j were sampled from $U(0, 0.632)$ for $\mu = 0.1$, $\mu_{ij} = 1 - (1 - \mu^i)(1 - \mu_j)$ where μ^i and μ_j were sampled from $U(0.586, 1)$ for $\mu = 0.5$, and $\mu_{ij} = 1 - (1 - \mu^i)(1 - \mu_j)$ where μ^i and μ_j were sampled from $U(0.368, 1)$ for $\mu = 0.9$.

The results are shown in Figure 4. HMLasso outperformed other methods, when the missing rate was moderate or high. In particular, in the cases of the column pattern and row column pattern, HMLasso delivered significant improvements. This might be because the number of pairwise observations were very small for these missing patterns. The mean imputation and CoCoLasso suffered from highly missing variables, while HMLasso suppressed the effects of them.

Note that the column and row missing patterns often appear in practice. The column missing pattern appears when some variables are frequently observed and others are rarely observed. This is typically caused by different data collection cost for each variable. The row missing pattern appears when some samples are filled and other samples are highly missing. This happens when some samples are considered to be important and they are frequently measured.

Covariance Patterns and Covariance Levels We examined three covariance patterns and three covariance levels, resulting in nine conditions. The covariance levels were set to $r = 0.1, 0.5, 0.9$. The covariance matrix was generated according to the following covariance matrix patterns.

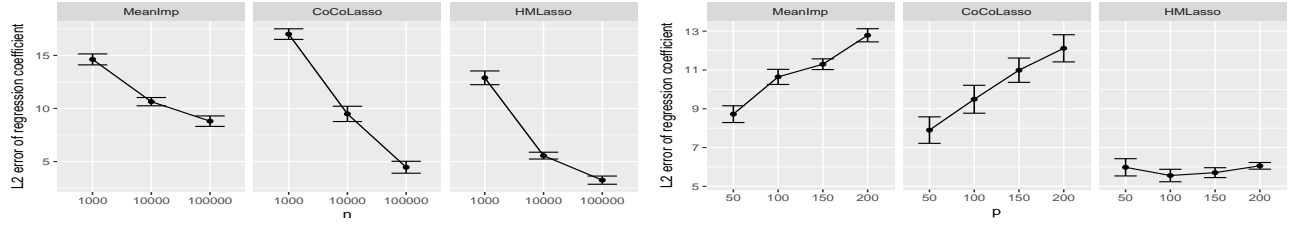


Figure 6: Simulation results for various data sizes with $p = 100$ (left) and $n = 10^4$ (right).

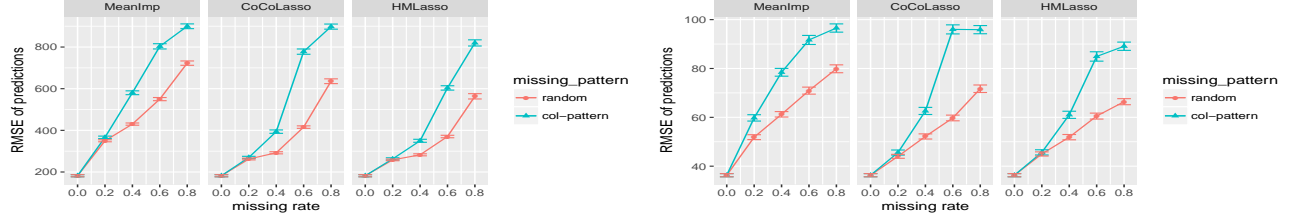


Figure 7: Analysis of residential building data with various missing patterns and missing rates. The outcomes are the sales prices (left) and construction costs (right).

(1) Uniform pattern: Covariances were uniform among all variables, where $\Sigma_{jk}^* = r$ for $j \neq k$ and $\Sigma_{jj}^* = 1$ for $j = k$. (2) Autoregressive pattern: Covariances among neighbors were strong, such that $\Sigma_{jk}^* = r^{|j-k|}$ for $j \neq k$ and $\Sigma_{jj}^* = 1$ for $j = k$. (3) Block pattern: All of the variables were divided into some blocks. The intra-block covariances were strong and inter-block covariances are zeros. We set $\Sigma^* = \text{diag}(\Sigma_{11}^*, \dots, \Sigma_{qq}^*)$ with $q = 10$, where Σ_{jj}^* was a 10-dimensional square matrix with the above uniform pattern.

The results are shown in Figure 5. HMLasso outperformed the other methods for almost all covariance patterns and covariance levels. The mean imputation method was comparable to HMLasso under low covariance conditions, because the shrinkage estimator such as the mean imputation tends to show a good performance when the true covariance is close to zero. However, the mean imputation deteriorated its estimation under a moderate or high covariance condition.

Data Size We examined three kinds of row size and four kinds of column size; $n = 10^3, 10^4, 10^5$ and $p = 50, 100, 150, 200$. We fixed either one as the base condition ($n = 10^4$ or $p = 100$) while changing the other parameter.

The results are shown in Figure 6. HMLasso outperformed the other methods under all the conditions. Remarkably, HMLasso did not suffer from high dimensionality, although the other methods showed gradually worse their performances.

Residential Building Dataset

We used the residential building dataset (Rafiei and Adeli 2015), which is available in UCI datasets repository¹. The

¹<https://archive.ics.uci.edu/ml/datasets.html>

residential building dataset includes the construction cost, sale prices, project variables, and economic variables corresponding to real estate single-family residential apartments in Tehran, Iran. The objective is to predict the sale prices and construction costs from project physical/financial variables and economic variables. The data consists of $n = 372$ samples and $p = 105$ variables including two output variables. Because the original data does not contain missing values, we introduced missing values in our experiments. We examined two missing patterns (random pattern and column pattern) with various missing rates ($\mu = 0, 0.2, 0.4, 0.6, 0.8$). We examined the performances of several methods in terms of prediction error by complete samples, since we cannot know the true coefficient. We randomly split data into 300 samples for training, 36 samples for validation, and 36 samples for testing, and iterated the experiments 30 times.

The results are shown in Figure 7. HMLasso outperformed the other methods for almost all the conditions. HMLasso delivered significant improvements especially in highly missing cases with the column missing pattern.

Concluding Remarks

In this paper, we proposed a novel regression method for high dimensional and highly missing data, and showed the advantages of our method by theoretical analyses and numerical simulations. Unfortunately, we could not find an appropriate high dimensional and highly missing real-world open data. This may be because, e.g., people feel ashamed of opening highly missing data to the public, people feel confident that highly missing data is not useful, or high dimensional industrial data is hard to open since it contains large amount of information. However, the authors often encountered highly missing data especially in industrial data. Our method will enable us to utilize data which people have not yet been utilized.

References

- [Boyd et al. 2011] Boyd, S.; Parikh, N.; Chu, E.; Peleato, B.; and Eckstein, J. 2011. Distributed optimization and statistical learning via the alternating direction method of multipliers. *Foundations and Trends in Machine Learning* 3(1):1–122.
- [Buuren and Groothuis-Oudshoorn 2011] Buuren, S. V., and Groothuis-Oudshoorn, K. 2011. mice: Multivariate Imputation by Chained Equations in R. *Journal of Statistical Software* 45(3):1–67.
- [Datta and Zou 2017] Datta, A., and Zou, H. 2017. Collasso for high-dimensional error-in-variables regression. *The Annals of statistics* 45(6):2400–2426.
- [Dempster, Laird, and Rubin 1977] Dempster, A. P.; Laird, N. M.; and Rubin, D. B. 1977. Maximum likelihood estimation from incomplete data via the em algorithm. *Journal of the Royal Statistical Society, Series B* 39(1):1–38.
- [Efron et al. 2004] Efron, B.; Hastie, T.; Johnstone, I.; and Tibshirani, R. 2004. Least angle regression. *The Annals of Statistics* 32(2):407–499.
- [Efron, Hastie, and Tibshirani 2007] Efron, B.; Hastie, T.; and Tibshirani, R. 2007. Discussion: “The Dantzig selector: Statistical estimation when p is much larger than n ”. *Annals of Statistics* 35(6):2313–2351.
- [Enders 2001] Enders, C. K. 2001. The impact of nonnormality on full information maximum-likelihood estimation for structural equation models with missing data. *Psychological Methods* 6(4):352–370.
- [Enders 2003] Enders, C. K. 2003. Using the expectation maximization algorithm to estimate coefficient alpha for scales with item-level missing data. *Psychological methods* 8(3):322.
- [Fan and Li 2001] Fan, J., and Li, R. 2001. Variable selection via nonconcave penalized likelihood and its oracle properties. *Journal of the American statistical Association* 96(456):1348–1360.
- [Friedman, Hastie, and Tibshirani 2010] Friedman, J.; Hastie, T.; and Tibshirani, R. 2010. Regularization paths for generalized linear models via coordinate descent. *Journal of the Royal Statistical Society: Series B (Statistical Methodology)* 67(2):301–320.
- [Hartley and Hocking 1971] Hartley, H. O., and Hocking, R. R. 1971. The analysis of incomplete data. *Biometrics* 783–823.
- [Lakshminarayan, Harp, and Samad 1999] Lakshminarayan, K.; Harp, S. A.; and Samad, T. 1999. Principled missing data methods for researchers. *Applied Intelligence* 11(3):259–275.
- [Little and Rubin 1987] Little, R. J., and Rubin, D. B. 1987. Statistical analysis with missing data. *New York: Wiley*.
- [Little and Rubin 2002] Little, R. J., and Rubin, D. B. 2002. Statistical analysis with missing data. *New York: Wiley. 2nd ed.*
- [Loh and Wainwright 2012] Loh, P. L., and Wainwright, M. J. 2012. High-dimensional regression with noisy and missing data: Provable guarantees with nonconvexity. *The Annals of statistics* 40(3):1637–1664.
- [Rafiei and Adeli 2015] Rafiei, M. H., and Adeli, H. 2015. A novel machine learning model for estimation of sale prices of real estate units. *Journal of Construction Engineering and Management* 142(2):04015066.
- [Rosenbaum and Tsybakov 2010] Rosenbaum, M., and Tsybakov, A. B. 2010. Sparse recovery under matrix uncertainty. *The Annals of Statistics* 38(5):2620–2651.
- [Rosenbaum and Tsybakov 2013] Rosenbaum, M., and Tsybakov, A. B. 2013. Improved matrix uncertainty selector. In *From Probability to Statistics and Back: High-Dimensional Models and Processes* (9):276–290.
- [Schafer 1997] Schafer, J. L. 1997. Analysis of incomplete multivariate data. *New York: Chapman & Hall*.
- [Stekhoven and Buehlmann 2012] Stekhoven, D. J., and Buehlmann, P. 2012. MissForest - nonparametric missing value imputation for mixed-type data. *Bioinformatics* 28(1):112–118.
- [Tan et al. 2013] Tan, H.; Feng, G.; Feng, J.; Wang, W.; Zhang, Y. J.; and Li, F. 2013. A tensor-based method for missing traffic data completion. *Research Part C: Emerging Technologies* 28:15–27.
- [Tibshirani 1996] Tibshirani, R. 1996. Regression shrinkage and selection via the lasso. *Journal of the Royal Statistical Society Series B (Methodological)* 58:267–288.
- [Tibshirani 2011] Tibshirani, R. J. 2011. The solution path of the generalized lasso. *Stanford University*.
- [Zhang 2010] Zhang, C. H. 2010. Nearly unbiased variable selection under minimax concave penalty. *The Annals of statistics* 38(2):894–942.
- [Zou and Hastie 2005] Zou, H., and Hastie, T. 2005. Regularization and variable selection via the elastic net. *Journal of the Royal Statistical Society: Series B (Statistical Methodology)* 67(2):301–320.

Supplementary Materials

Discussion from an Asymptotic Perspectives

In this section, we describe another view of our weighted formulation. This is a rough result, but we intuitively interpret why weighted norm with $\alpha = 1/2$ performs well from an asymptotic perspective in the case $n \gg p$. The standard asymptotic theory shows that we have, for a large pairwise observation number n_{jk} ,

$$\sqrt{n_{jk}}(S_{jk}^{\text{pair}} - \Sigma_{jk}^*) \sim \mathcal{N}(0, \tau_{jk}^2),$$

where Σ^* is a population covariance matrix and τ_{jk} is a constant. Here we assume that S_{jk}^{pair} 's are independent and $\tau_{jk} = \tau$ for all j, k . The likelihood of S^{pair} can be approximated to

$$\prod_{j,k} \frac{1}{\sqrt{2\pi\tau^2}} \exp\left(-\frac{1}{2\tau^2} \left(\sqrt{n_{jk}}(S_{jk}^{\text{pair}} - \Sigma_{jk}^*)\right)^2\right).$$

Then, the maximum likelihood estimator of Σ^* under the PSD constraint can be approximated to

$$\operatorname{argmin}_{\Sigma \geq 0} \sum_{j,k} n_{jk} (S_{jk}^{\text{pair}} - \Sigma_{jk})^2,$$

which is equivalent to our method with $\alpha = 1/2$.

Algorithms

Cordinate Descent Algorithm with the Covariance Matrix

Let $\mathcal{L}(\beta)$ be the objective function of (11). To derive the update equation, when $\beta_j \neq 0$, differentiating $\mathcal{L}(\beta)$ with respect to β_j yields

$$\partial_{\beta_j} \mathcal{L}(\beta) = \tilde{\Sigma}_{j,-j} \beta_{-j} + \tilde{\Sigma}_{jj} \beta_j - \rho_j^{\text{pair}} + \lambda \operatorname{sgn}(\beta_j),$$

where β_{-j} denotes β without the j -th component, and $X_{j,-j}$ denotes the j -th row of X without the j -th column. Solving $\partial_{\beta_j} \mathcal{L}(\beta) = 0$, we obtain the update rule as

$$\beta_j \leftarrow \frac{1}{\tilde{\Sigma}_{jj}} S\left(\left(\rho_j^{\text{pair}} - \tilde{\Sigma}_{j,-j} \beta_{-j}\right), \lambda\right),$$

where $S(z, \gamma)$ is a soft thresholding function

$$S(z, \gamma) := \operatorname{sgn}(z)(|z| - \gamma)_+ \\ = \begin{cases} z - \gamma & \text{if } z > 0 \text{ and } \gamma < |z|, \\ z + \gamma & \text{if } z < 0 \text{ and } \gamma < |z|, \\ 0 & \text{if } |z| \leq \gamma. \end{cases}$$

The whole algorithm for the Lasso-type optimization problem (11) using the covariance matrix is described in Algorithm 2.

ADMM for the Weighted Max Norm Formulation

We describe the ADMM algorithm for the weighted max norm formulation. This is a natural extension of the CoCo-Lasso algorithm.

Proofs

Proof of Proposition 1

Proof. First, we prove that random variables with Bernoulli distribution is sub-Gaussian. By $m_{ij} \sim \text{Bernoulli}(\mu_j)$, we have $E[m_{ij}] = \mu_j$ and

$$E[\exp(s(m_{ij} - \mu_j))] \\ = \mu_j \exp(s(1 - \mu_j)) + (1 - \mu_j) \exp(-s\mu_j).$$

Hence, the Taylor expansion yields

$$\log E[\exp(s(m_{ij} - \mu_j))] \\ = -s\mu_j + \log(1 + \mu_j(\exp(s) - 1)) \\ \leq \frac{\mu_j(1 - \mu_j)s^2}{2},$$

which indicates m_{ij} is sub-Gaussian with $\tau_j^2 = \mu_j(1 - \mu_j)$. We can see $\tau_j^2 \leq 1/4$ since $\mu_j \in [0, 1]$.

Next, we prove the proposition. For a random vector M_i , the i -th row of M , we have

$$E[\exp(s(v^\top M_i - E[v^\top M_i]))] \\ = E[\exp(s(v^\top M_i - E[v^\top \mu]))] \\ = \prod_{j=1}^p E[\exp(sv_j(M_{ij} - \mu_j))] \\ \leq \prod_{j=1}^p \exp\left(\frac{\tau_j^2 v_j^2 s^2}{2}\right) \\ = \exp\left(\frac{\left(\sum_{j=1}^p \tau_j^2 v_j^2\right) s^2}{2}\right) \\ \leq \exp\left(\frac{s^2 \max_j \tau_j^2}{2}\right),$$

for any unit vector v . □

Algorithm 2 Lasso with Covariance Matrix

Input: $\tilde{\Sigma}, \rho^{\text{pair}}, \lambda$

initialize β

while until convergence **do**

for $j = 1, \dots, p$ **do**

$$\beta_j \leftarrow \frac{1}{\tilde{\Sigma}_{jj}} S\left(\left(\rho_j^{\text{pair}} - \tilde{\Sigma}_{j,-j} \beta_{-j}\right), \lambda\right)$$

end for

end while

Output: β

Algorithm 3 B-step Update for max norm in ADMM

Input: $A_{k+1}, \Lambda_k, \hat{\Sigma}, \mu, W$
 define $c = \text{vec} \left(A_{k+1} - \hat{\Sigma} - \mu \Lambda_k \right)$, $w = \text{vec}(W)$
 sort c as $w_1 |c_1| \geq w_2 |c_2| \geq \dots$
 find $l = \max_{l'} \left\{ l' : w_{l'}' |c_{l'}| - \frac{(\sum_{j=1}^{l'} |c_j|) - \frac{\mu}{2}}{\sum_{j=1}^{l'} \frac{1}{w_j}} > 0 \right\}$
 define $d = \frac{(\sum_{j=1}^l |c_j|) - \frac{\mu}{2}}{\sum_{j=1}^l \frac{1}{w_j}}$
 define $B_{k+1} = \text{mat}(b)$ such that $b_j = c_j$ for $|c_j| \leq \frac{d}{w_j}$,
 and $b_j = \frac{d \text{sgn}(c_j)}{w_j}$ for $|c_j| > \frac{d}{w_j}$
Output: B_{k+1}

Proof of Theorem 2

Proof. We see that

$$\begin{aligned} |\hat{\Sigma}_{jk} - S_{jk}| &= \left| \frac{1}{n} \sum_{i=1}^n m_{ij} m_{ik} x_{ij} x_{ik} / r_{jk} - \frac{1}{n} \sum_{i=1}^n x_{ij} x_{ik} \right| \\ &\leq \frac{1}{r_{jk}} \frac{1}{n} \left| \sum_{i=1}^n x_{ij} x_{ik} (m_{ij} - \mu_j) (m_{ik} - \mu_k) \right| \\ &\quad + \frac{\mu_j}{r_{jk}} \frac{1}{n} \left| \sum_{i=1}^n x_{ij} x_{ik} (m_{ik} - \mu_k) \right| \\ &\quad + \frac{\mu_k}{r_{jk}} \frac{1}{n} \left| \sum_{i=1}^n x_{ij} x_{ik} (m_{ij} - \mu_j) \right|. \end{aligned}$$

We denote the three terms on the right-hand side by T_1, T_2 and T_3 , respectively.

(T1): Let $v_i := x_{ij} x_{ik}$. Then we have $\|v\|_\infty \leq X_{\max}^2$. Remember that $m_{ij} - \mu_j$ and $m_{ik} - \mu_k$ are sub-Gaussian with parameter τ^2 . Then, by applying Lemma B.1 in CoCoLasso, we have

$$\begin{aligned} &\Pr(T_1 > \varepsilon) \\ &= \Pr \left(\frac{1}{n} \left| \sum_{i=1}^n x_{ij} x_{ik} (m_{ij} - \mu_j) (m_{ik} - \mu_k) \right| > r_{jk} \varepsilon \right) \\ &\leq C \exp \left(-\frac{cn \varepsilon r_{jk}^2}{\tau^4 X_{\max}^4} \right) \end{aligned}$$

for all $r_{jk} \varepsilon \leq c \tau^2 X_{\max}^2$, i.e., $\varepsilon \leq c \tau^2 X_{\max}^2 / r_{jk}$.

(T2) and (T3): By property (B.2) in CoCoLasso, we can see that for any vector v and independent sub-Gaussian vector w_i with parameter τ^2 , we have

$$\Pr \left(\frac{1}{n} \left| \sum_{i=1}^n v_i w_i \right| > \varepsilon \right) \leq C \exp \left(-\frac{cn^2 \varepsilon^2}{\|v\|_2^2 \tau^2} \right).$$

If we define $v_i := x_{ij} x_{ik}$, we have $\|v\|_2^2 \leq n X_{\max}^4$. Remember that $m_{ij} - \mu_j$ and $m_{ik} - \mu_k$ are sub-Gaussian with

parameter τ^2 . Hence, we have

$$\begin{aligned} &\Pr(T_2 > \varepsilon) \\ &= \Pr \left(\frac{1}{n} \left| \sum_{i=1}^n x_{ij} x_{ik} (m_{ik} - \mu_k) \right| > \frac{r_{jk} \varepsilon}{\mu_j} \right) \\ &\leq C \exp \left(-\frac{cn \varepsilon^2 r_{jk}^2}{\tau^2 X_{\max}^4 \mu_j^2} \right). \end{aligned}$$

Similarly, we have

$$\begin{aligned} &\Pr(T_3 > \varepsilon) \\ &= \Pr \left(\frac{1}{n} \left| \sum_{i=1}^n x_{ij} x_{ik} (m_{ij} - \mu_j) \right| > \frac{r_{jk} \varepsilon}{\mu_k} \right) \\ &\leq C \exp \left(-\frac{cn \varepsilon^2 r_{jk}^2}{\tau^2 X_{\max}^4 \mu_k^2} \right). \end{aligned}$$

Putting all together, we obtain that for all $\varepsilon \leq c \tau^2 X_{\max}^2 / r_{jk}$,

$$\begin{aligned} &\Pr \left(|\hat{\Sigma}_{jk} - S_{jk}| > \varepsilon \right) \\ &\leq C \exp \left(-\frac{cn \varepsilon^2 r_{jk}^2}{\tau^2 X_{\max}^4 \max\{\tau^2, \mu_j^2, \mu_k^2\}} \right). \end{aligned}$$

□

Proof of Theorem 3

Proof. Since $\tilde{\Sigma} = \underset{\Sigma \succeq 0}{\text{argmin}} \|W \odot (\Sigma - \hat{\Sigma})\|_{\text{F}}^2$, we have, using the triangular equation,

$$\begin{aligned} &\|W \odot (\tilde{\Sigma} - S)\|_{\text{F}} \\ &\leq \|W \odot (\tilde{\Sigma} - \hat{\Sigma})\|_{\text{F}} + \|W \odot (\hat{\Sigma} - S)\|_{\text{F}} \\ &\leq 2 \|W \odot (\hat{\Sigma} - S)\|_{\text{F}}. \end{aligned}$$

From Theorem 2, we have

$$\begin{aligned} &\Pr \left(\|W \odot (\hat{\Sigma} - S)\|_{\text{F}} > \varepsilon \right) \\ &= \Pr \left(\sum_{j,k} W_{jk}^2 \left(\hat{\Sigma}_{jk} - S_{jk} \right)^2 > \varepsilon^2 \right) \\ &\leq \sum_{j,k} \Pr \left(W_{jk}^2 \left(\hat{\Sigma}_{jk} - S_{jk} \right)^2 > \varepsilon^2 p^{-2} \right) \\ &\leq p^2 \max_{j,k} \Pr \left(W_{jk} \left| \hat{\Sigma}_{jk} - S_{jk} \right| > \varepsilon p^{-1} \right) \\ &\leq p^2 C \exp \left(-cn \varepsilon^2 p^{-2} \left(\min_{j,k} \frac{r_{jk}}{w_{jk}} \right)^2 \zeta^{-1} \right), \end{aligned}$$

for all $\varepsilon \leq cp\tau^2 X_{\max}^2 \min_{j,k} \left(\frac{w_{jk}}{r_{jk}} \right)$, where $\zeta = \max \{ \tau^2, \mu_1^2, \dots, \mu_p^2 \}$. Hence, we have

$$\begin{aligned} & \Pr \left(\|W \odot (\tilde{\Sigma} - S)\|_{\text{F}} > \varepsilon \right) \\ & \leq \Pr \left(\|W \odot (\hat{\Sigma} - S)\|_{\text{F}} > \varepsilon/2 \right) \\ & \leq p^2 C \exp \left(-cn\varepsilon^2 p^{-2} \left(\min_{j,k} \frac{r_{jk}}{w_{jk}} \right)^2 \zeta^{-1} \right), \end{aligned}$$

for all $\varepsilon \leq cp\tau^2 X_{\max}^2 \min_{j,k} \left(\frac{w_{jk}}{r_{jk}} \right)$. This is equivalent to

$$\begin{aligned} & \Pr \left(\frac{1}{p^2} \left\| W \odot (\tilde{\Sigma} - S) \right\|_{\text{F}}^2 > \varepsilon^2 \right) \\ & \leq p^2 C \exp \left(-cn\varepsilon^2 \left(\min_{j,k} \frac{r_{jk}}{W_{jk}} \right)^2 \zeta^{-1} \right). \end{aligned}$$

Using the inequality

$$W_{\min}^2 \|\tilde{\Sigma} - S\|_{\text{F}}^2 \leq \|W \odot (\tilde{\Sigma} - S)\|_{\text{F}}^2,$$

we have

$$\begin{aligned} & \Pr \left(\frac{1}{p^2} \left\| \tilde{\Sigma} - S \right\|_{\text{F}}^2 > \varepsilon^2 \right) \\ & \leq p^2 C \exp \left(-cn\varepsilon^2 W_{\min}^2 \left(\min_{j,k} \frac{r_{jk}}{W_{jk}} \right)^2 \zeta^{-1} \right), \end{aligned}$$

for $\varepsilon \leq c\tau^2 X_{\max}^2 (\min_{j,k} W_{jk}/r_{jk})/W_{\min}$. □