

# Splitability Annotations: Optimizing Black-Box Function Composition in Existing Libraries

Shoumik Palkar and Matei Zaharia  
Stanford University

## Abstract

Data movement is a major bottleneck in parallel data-intensive applications. In response to this problem, researchers have proposed new runtimes and intermediate representations (IRs) that apply optimizations such as loop fusion under existing library APIs. Even though these runtimes generally do not require changes to user code, they require intrusive changes to the library itself: often, *all the library functions* need to be rewritten for a new IR or virtual machine. In this paper, we propose a new abstraction called *splitability annotations (SAs)* that enables key data movement optimizations on *black-box* library functions. SAs only require that users add an annotation for existing, *unmodified* functions and implement a small API to split data values in the library. Together, this interface describes how to partition values that are passed among functions to enable data pipelining and automatic parallelization while respecting each library’s correctness constraints. We implement SAs in a system called Mozart. Without modifying any library function, on workloads using NumPy and Pandas in Python and Intel MKL in C, Mozart provides performance competitive with intrusive solutions that require rewriting libraries in many cases, can sometimes *improve performance* over past systems by up to  $2\times$ , and accelerates workloads by up to  $30\times$ .

## 1 Introduction

Developers write software by combining functions from existing libraries. Unfortunately, even when the library functions are highly optimized, this *composition* can be expensive, especially on modern parallel hardware. As the gap between memory bandwidth and processing speeds has grown [19, 40], researchers have observed that *data movement* between functions that exchange values using pointers to in-memory buffers dominates running time in many data-intensive workloads (e.g., data analytics) [5, 29, 37, 41]. For example, even though Intel’s MKL [24] library contains optimized, multithreaded vector math functions written in assembly, the *interface* to these functions is to take pointers to in-memory buffers: repeated calls to the functions thus causes repeated passes through memory, which we found can be  $8\times$  slower than custom code that pipelines these operations.

In recognition of these performance gaps, researchers have proposed redesigning existing libraries either by using specialized DSLs [22, 31, 36, 37] or runtimes [1, 20, 29, 33]. As one recent example, Weld [29]

proposes rewriting library functions to target a common runtime using an intermediate representation (IR), and JIT-compiles parallel code for optimized execution. In addition to the benefits of generating machine code, this approach reduces data movement by applying optimizations such as loop fusion, and parallelizes computations automatically without modifying the libraries’ user-facing APIs.

Unfortunately, obtaining the benefits of these systems requires highly intrusive changes *to the library itself*. For example, in order to analyze code and apply optimizations such as loop fusion, Weld asks developers to throw out library functions that developers have already optimized entirely and rewrite them using its IR. Other systems similarly replace or re-architect existing library code using IRs [10, 39, 41] or custom virtual machines [20]. For meticulously optimized libraries such as MKL, these proposed systems might not even support all the existing hand-coded optimizations (e.g., Weld currently does not vectorize element-wise trigonometric functions, unlike MKL), so developers face a tough choice between expanding these already complex compilers, dropping their own optimizations, or forgoing optimization under composition.

To address this problem, we propose a new abstraction called *splitability annotations (SAs)* that allows a system to perform data pipelining and automatic parallelization under *black-box library functions* for the first time. Splitability annotations not only keep the user-facing APIs of libraries intact but also greatly reduce the developer effort required to enable the main data movement optimizations provided by existing systems. We show that SAs yield competitive performance with prior systems on data-intensive workloads without requiring *any modifications* to existing library functions. Of course, SAs cannot provide all the optimizations possible with a compiler (e.g., rewriting a library function), but past work has shown that data movement and parallelization are often the most impactful optimizations in data-intensive code [29], explaining why our performance comes close to these systems in many cases.

Splitability annotations are annotations on side-effect-free functions that define how inputs can be *split* (i.e., partitioned) and fed into the function, as well as how different functions can safely be composed. Fundamentally, SAs are used to divide data passed into a function call into multiple *pieces* in order to enable pipelining the pieces through a composition of functions. Pipelining small pieces reduces data movement by precluding a read from RAM for every operation by keeping data in fast

memory (e.g., the L1 cache). SAs also enable parallelism by processing multiple pieces in parallel. This type of L1-level data pipelining has already been used successfully in some systems, such as vectorized databases [43], but our contribution is a novel abstraction to safely use this mechanism under diverse, existing libraries.

To *safely* compose functions over split data values, SAs need to ensure that the functions’ parameters have been split in a compatible way. For example, 1D vectors can be split into pieces of varying lengths, but some functions, such as the add function on vectors, require that the two arguments be split in the *same* way in order to process the corresponding input pieces safely together. Other functions, such as `filtering` a vector to remove negative values, might change the size of the underlying pieces and then be pipelined with a function like `add`. For more complex data types, such as 2D matrices, there might be multiple ways of splitting the data (e.g., by row or by column). To specify and reason about these constraints, splitability annotations use a type system to assign a *split type* to the parameters and return values of individual functions, and then automatically infer how to safely split, pipeline and parallelize a computation. We use a simple parameterized type system that we show supports many existing libraries, but in principle any type system can be used to represent split types.

SAs require a *computation DAG* representing the functions called by the user to make cross-function optimizations. SAs can be used with any existing method to capture such a DAG, such as compiler passes [37] or techniques that make an existing library API lazy [29]. To demonstrate SAs, we implemented a system called Mozart that can capture DAGs through easy-to-inject lazy evaluation techniques in Python and C (decorators in Python [14] and macros plus memory protection in C [23]). Mozart thus requires *no* code changes to existing library functions: users or developers only need to provide the annotations for the functions they wish to support and small helper functions to split the library’s underlying data types.

We evaluate SAs using Mozart and show that they can improve the performance of workloads that compose functions from optimized libraries such as Pandas and NumPy in Python and even the closed-source Intel MKL in C. We show that, on analytics workloads such as cleaning data using Pandas (taken from Weld [29]) and vector algebra using MKL, Mozart-enabled libraries accelerate the native libraries by 5–30× on 32 threads. Mozart-enabled libraries provide performance within 1.1–6× of Weld, a JIT-compiling optimizing runtime in a multi-threaded setting, and can even *improve* performance over Weld by up to 2× by leveraging optimizations that existing libraries perform that Weld does not. Mozart also reduces memory usage by up to 2.5× over the original library by preventing allocation of intermediate values. Finally, we show that integration effort for Mozart is low,

requiring on average 100 lines of code total to implement the data splitting logic for each library and add SAs to each function (10× less than Weld [29]).

To summarize, our contributions are:

1. Splitability annotations (SAs), a new abstraction that enables automatic pipelining and parallelization of black-box library functions while respecting the library’s correctness constraints.
2. Mozart, an implementation of SAs in C and Python that can accelerate existing libraries without requiring *any* code changes or access to source code.
3. An evaluation of Mozart to show that it accelerates existing libraries by up to 30×, an improvement within 1.1–6× of runtimes that require replacing code.

## 2 Overview

To motivate splitability annotations, consider the `VAdd` function shown in Listing 1, based on the MKL vector-add function. This function has been meticulously tuned by the library’s authors and makes use of low-level optimizations such as SIMD vectorization and instruction scheduling to saturate the CPU execution units.

```
struct vec_t { double *data; size_t length; };
// Computes res = a + b element-wise
void VAdd(vec_t *a, vec_t *b, vec_t *res);
```

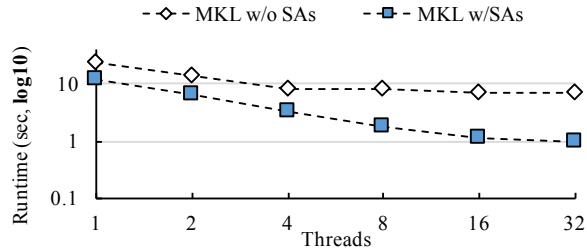
**Listing 1:** A vector add function based on MKL [24].

Listing 2 shows an artificial workload that chains calls to this function. Even though the `VAdd` function is highly optimized, because the *interface* of this function is to pass it pointers to memory buffers, repeated calls to it will repeatedly scan the full array. As a result, if the arrays are large, data will always be loaded from main memory rather than a fast core-local memory (e.g., the L1 cache). This *data movement* issue quickly becomes a bottleneck in data-intensive applications, and becomes even worse if the library function is parallelized. With more threads, the gap between compute cycles and memory bandwidth grows wider, and the workload spends increasingly more time stalled on memory than on computation. Runtimes like Weld propose new interfaces for these data-intensive functions [28] by expressing the computation in a special IR to enable fusing individual calls, but changing the interface requires deeply intrusive modifications: in this case, it requires rewriting an optimized function completely.

```
// res = inp1 + inp2 + ... + inp10
VAdd(inp1, inp2, res);
VAdd(res, inp3, res);
...
VAdd(res, inp10, res);
```

**Listing 2:** An example program using the vector library.

*Splitability annotations (SAs)* solve this problem by enabling data movement optimizations such as pipelined



**Figure 1:** A simple artificial workload chaining vector additions using Intel MKL. Vectors contain  $2^{30}$  `double` values. MKL (with internally parallelizes `VAdd`) with SAs outperforms MKL without SAs by  $8\times$ . Note that MKL is a closed-source library, so SAs enable these speedups with *no changes to the library*.

execution for *black-box functions*. An SA is a per-function annotation that users specify for library functions: SAs do not require any changes to the functions themselves. As an example, Listing 3 shows an SA that a user could provide for the `VAdd` function:

```
// @splittable
// (a: S, b: S, mut res: S) -> void
void VAdd(vec_t *a, vec_t *b, vec_t *res);
```

**Listing 3:** A simple splitability annotation for the `VAdd` function shown in Listing 1.

SAs specify how to *split* function inputs into smaller pieces in order to pipeline values and parallelize the computation. Specifically, SAs assign each function parameter and return value a *split type* that defines how a value is split. If two values have the same split type, then they have *equivalent partitions*. For arrays, one way to partition data is to divide it into fixed sized chunks: two arrays have the same partitions if they are split into the same number of pieces, and corresponding pieces have the same length. In the annotation for `VAdd`, we assign the three inputs the *same* placeholder split type `S`, so `VAdd` accepts any set of inputs with equivalent partitions. We discuss split types in detail in §3.

To illustrate the benefits of using SAs, Figure 1 shows the performance of the workload from Listing 2 with and without an SA on the `VAdd` function. Each input vector contains  $2^{30}$  `double` elements. Without SAs, MKL internally parallelizes each function individually. SAs not only improve the raw performance of this workload but also improve *scalability*: by splitting and pipelining data through the functions, the SA runtime keeps data in core-local caches rather than stalling on main memory access. MKL exhibits diminishing speedups after only 2 threads, while SAs enable linear scaling to 32 threads.

## 2.1 System Architecture

**Annotations.** Splitability annotations are per-function annotations that specify how function arguments are split into multiple, smaller *pieces* by assigning each argument

a *split type*. A split type defines a specific partitioning for a value: two values have the same split type if and only if they are partitioned in the same way. The split type of a value thus depends both on the value’s original data type (e.g., an array) and how the data type is split (e.g., splitting arrays into fixed-sized pieces, where corresponding pieces have the same length).

The `VAdd` SA in Listing 3 required that each input have the same split type because split inputs to `VAdd` must have the length and be “lined up.” SAs formally use a small *type system* to describe split types, which we discuss in detail in §3. To split data types in existing libraries into multiple pieces, users provide user-defined *splitter functions* for each data type, and also provide *merger functions* to merge split pieces into a full value again.

**Computation DAG.** In addition to the annotations themselves, the SA runtime requires viewing a full computation in order to pipeline and parallelize functions. For example, in Listing 2, we can only pipeline the calls to `VAdd` by seeing the full computation up-front. The SA runtime thus requires a *computation DAG* in order to apply optimizations. The computation DAG captures dependencies among the inputs and outputs of a computation: each node is a function call, and each edge is a data dependency (e.g., we draw an edge from the return value of one function to the argument of another if the second function consumes the return value of the first). The DAG also specifies which values are *outputs*, i.e., values that are visible outside the DAG’s scope. The SA runtime can reduce the memory footprint of the intermediate values internal to the DAG.

Many existing libraries already contain mechanisms for capturing a computation DAG lazily (e.g., TensorFlow). Another technique for constructing a DAG is to write a compiler pass (e.g., for LLVM) that analyzes functions with annotations. Our runtime, Mozart, also provides a proof-of-concept API for constructing a computation DAG at runtime using function decorators in Python and virtual memory protection in C without changing library functions.

**Using SAs in Existing Libraries.** Overall, users can integrate SAs into existing software libraries as follows:

1. First, users add SAs to each library function that they want to support optimizing. They also provide user-defined splitter functions for partitioning data types passed to the library (e.g., arrays) into smaller pieces.
2. Users choose a mechanism to construct computation DAGs representing multiple function calls in their library. Our system Mozart contains APIs that wrap existing Python and C libraries for constructing a lazy computation DAG.
3. Users submit the constructed computation DAG to the SA runtime (e.g., by using the wrapped APIs above). The runtime uses the annotations and splitter functions to optimize the computation.

Once users submit a computation DAG to the runtime, SAs reduce data movement by pipelining split pieces through the computation so each function in the DAG operates over a small working set that is served from a fast memory. SAs parallelize libraries by processing disjoint pieces of data in parallel. Unlike systems that make use of a compiler, functions that developers have hand-optimized do not need to be rewritten, and programs still benefit from existing low-level single-thread optimizations (e.g., vectorization or instruction scheduling).

## 2.2 Limitations and Non-Goals

SAs have a number of restrictions and non-goals. First, SAs only focus on data movement optimizations such as pipelining single- and multi-threaded computations, so they do not apply the compute-based optimizations that systems like Weld [29] and TensorFlow XLA [41] can provide by introspecting library functions. Second, since SAs make repeated calls to black-box functions to achieve pipelining and parallelism, they are limited to functions that do not cause undesirable side effects.

## 3 Splitability Annotation Abstraction

This section describes the splitability annotation abstraction. We first provide a simple motivating example for the components of our abstraction. We then describe the *split types* and the annotation type system, as well as the other features of SAs. Finally, we show some additional examples of using SAs to represent more complex workloads.

### 3.1 Motivating Example: Filtering Data

To motivate the split types and type system, consider the program in Listing 4, which introduces a new library function `VFilter`. The workload adds two vectors using the `VAdd` function defined in §2, filters the result using `VFilter`, and then adds a third vector with the filtered one. Like the first example from Listing 2, this workload can benefit from SAs because it makes repeated library functions calls and heavily reuses data: SAs can enable pipelining and parallelization to improve performance.

```
// Returns a new vector with elements from a that
// are less than max.
vec_t *VFilter(vec_t *a, double max);

// tmp = inp1 + inp2 + inp3
VAdd(inp1, inp2, tmp);
VAdd(tmp, inp3, tmp);

vec_t *filtered = VFilter(tmp, 10.0);
VAdd(filtered, inp4, result);
```

**Listing 4:** An example program using the vector library.

To execute the program in Listing 4 using SAs, we first

need to add an SA for the `VFilter` function. Recall that we defined an SA for `VAdd` in Listing 3 already: the SA for `VAdd` accepts three inputs that are split in the same way (i.e., have the same placeholder split type `S`), because `VAdd` requires inputs and outputs to be of the same length. In this example, we will assume that the arrays passed to `VAdd` are all split into regularly sized pieces.

The `VFilter` function differs from `VAdd` in one major aspect: `VFilter` returns an array that *is not necessarily the same length as its inputs*. To understand why this is significant for writing an SA, consider what happens when we pass split pieces through the computation. We first split `inp1`, `inp2`, `inp3`, and `tmp` into regularly sized pieces, and then call the first two `VAdd` functions on the pieces. After calling these functions, the input to `VFilter`, `tmp`, is *still a regularly-sized piece*. However, we then call `VFilter`, which returns a value filtered with an *unknown* size. Note that `filtered` is still split in some way, since it was produced by calling `VFilter` on a split piece.

Because `filtered` is still split, before we call the last `VAdd` in the computation, we need to split the arrays `inp4` and `result`. However, *we cannot simply split these arrays into regularly-sized pieces*, like we did for the other input arrays. The reason for this is that `filtered` could have a different length, so passing it into `VAdd` with regularly-sized pieces of `inp4` and `result` could lead to incorrect results. Equivalently, we can say that `filtered` has a different *split type*. Runtimes can choose how to address this issue after detecting it: our implementation merges values before calling a function with a different split type.

Critically, this mismatch is only an issue *when we split data*: we assume that in the original program the user writes (over un-split data), the user knows that the *full* `filtered` and `result` arrays will have the same length. We cannot make the same guarantee on the individual *partitions* of the data. In short, the splits for the inputs and the splits for the output values of `VFilter` are *incompatible*, so the annotation need some way of detecting this mismatch.

The *split type system* encodes this information. Listing 5 shows the SA for `VFilter`. This annotation states that `VFilter` takes an input array `a` with split type `S`—so the input can be split in any way—and returns an array that is split in a *different* way by using a different placeholder `T`. The `max` parameter is not assigned a split type, so it is broadcast (i.e., we copy it instead of splitting it).

```
//@splittable
//(a: S) -> T
vec_t *VFilter(vec_t *a, double max);
```

**Listing 5:** A splitability annotation for `VFilter`.

Split types can be used to capture pipelining constraints for a variety of data types. For example, split types can represent matrix functions that iterate matrices by-row

vs. by-column, or string processing functions that operate on a character-by-character basis vs. splitting strings by newline. We describe the split type system formally in the following subsection, and show more examples of their use in §3.4.

### 3.2 Split Types

A split type defines a unique partitioning for some data value. Split types allow checking the *compatibility* between two functions after their values have been split. If a function’s output has the same split type as another function’s input, we can safely pipeline split values between the output and input. If the output and input have different split types, then we need to *merge* split pieces before passing them to the next function, effectively causing a break in a pipeline.

The precise definition of a *split* (i.e., partition) is data- and library-dependent, but generally captures some information about the *shape* of a data type. For example, an array can be split into multiple regularly-sized pieces and is uniquely defined by the initial length of the array and the number of split pieces. An array with 10 elements can be split into two pieces with five elements or five pieces with two elements: these splits have *different* split types, even if the underlying data refers to the same array.

Split types follow some arbitrary type system: in our implementation, we use a small *dependent* type system [16] where we represent each split type as a *name* and a set of *parameter values*. We represent a split type using the notation `Name<Parameters>`. As an example of a split type, we can represent an array split into regularly-sized pieces using the type `RegularSplit<L, P>`, where `L` represents the length of the original array, and `P` represents the number of pieces. Note that the parameters `L` and `P` are *values*: two `RegularSplit` types with *different* values are different split types, so:

```
RegularSplit<A, B> != RegularSplit<C,D>
```

Split types may or may not have an associated user-defined *splitter function* and *merger function*. A splitter function takes a value in the program and splits it into multiple pieces with some split type, while a merger function merges those pieces back into a full value. As an example, we can define a splitter function that creates values with the split type `RegularSplit<L, P>` trivially, using the length and number of pieces to compute offsets into the array. We discuss how users define splitter and merger functions in §4.

Split types may not have any splitter function. As an example, consider the `VFilter` function from Listing 4, which has an annotation that takes a value with some split type `S` and returns some split type `T`. We could have equivalently defined `VFilter` as shown below:

```
//@splittable
```

```
/(a: S, max: max) -> UnknownSplit<C>
vec_t *VFilter(vec_t *a, double max);
```

This assigns the output a *new* split type `UnknownSplit<C>` to represent the fact that we do not know how the value is split. The `UnknownSplit<C>` would not have an associated splitter function, and would just serve as an abstraction that represents the split type produced by `VFilter`. The `C` parameter differentiates between two values produced by different calls to `VFilter`: without the `C`, `VFilter` would be incorrectly defined as always producing values with the same splits.

### 3.3 Using Split Types in SAs

Splitability annotations use split types by assigning one to each function argument and return value in a *function signature*. A single annotation can have multiple function signatures to impose constraints among the arguments and return values. Each SA must have at least one function signature. A function signature for a function `Func` has the following syntax:

```
Func(arg1: [mut] TY, ..., argN: [mut] TY) [-> TY]
```

The signature associates arguments with a split type `TY`. For function arguments, the signature also optionally specifies whether the function mutates the argument (e.g., if the argument is a pointer) using the `mut` keyword: SAs treat mutable arguments as inputs and outputs. If an argument does not appear in the function signature, it is copied.

Signatures can contain named *placeholder* values to represent wildcard split types. If two placeholders have the same name, their split types must be equal: this follows the syntax of generic types or templates in languages such as Java and Rust. Like generic types in these languages, placeholder names are local to a signature.

Listing 6 shows examples of using different function signatures to represent the `VAdd` function: note that some of the annotations impose overly restrictive constraints, and some impose erroneously liberal constraints.

A splitability annotation can have more than one signature to capture constraints that cannot be represented using placeholder values. For example, if we only wanted to support two kinds of split types for `VAdd`, we could write two different explicitly listing the types.

**Other SA Features.** Apart from the function signatures, SAs can also support other optional *tags* that disable or enable different features of the SA runtime. For example, our implementation allows SAs to mark functions as non-parallelizable by adding `@nonparallel` to the function.

### 3.4 Examples of SAs

We now provide additional examples of using SAs in library functions for data types such as matrices and strings.

**Ex. 1: More Array Functions.** SAs can express several different array functions in addition to filtering and binary

```

// Only accept length-10 arrays that have been
// split into 10 regularly-sized pieces.
VAdd(a: RegularSplit<10, 10>,
     b: RegularSplit<10, 10>,
     c: RegularSplit<10, 10>)

// Accept any arrays split regularly, as long as
// the splits are the same.
VAdd(a: RegularSplit<A, B>,
     b: RegularSplit<A, B>,
     c: RegularSplit<A, B>)

// Accept arrays split in any way, as long
// as the splits are the same.
VAdd(a: S, b: S, c: S)

// Accept any arrays, each split in any way.
// NOTE: incorrect annotation for VAdd!
VAdd(a: A, b: B, c: C)

```

**Listing 6:** Sample annotations for `VAdd`. The first two annotations are overly restrictive and the last annotation is not restrictive enough.

ops. Listing 7 gives several examples.

```

// Concatenates two vectors of any length.
// @splittable
// (a: S, b: T) -> U
vec_t *VConcat(vec_t *a, vec_t *b);

// Unary in-place exponent on each element.
// @splittable
// (mut a: S) -> void
void VExp(vec_t a);

// Compute the sum of a vector.
// @splittable
// (a: S) -> Sum<double>
double VSum(vec_t a);

```

**Listing 7:** Several array functions expressed using SAs. The `Sum<double>` is a split type that we can *merge* by summing partial results.

In the `VSum` function, the `Sum<double>` split type simply wraps a `double`. The reason for this is that we need to implement a custom *merger function* which sums the partial results of split pieces. §4 describes the interface for this in more detail.

**Ex. 2: Arrays with Separate Length Parameter.** In our original definition of `VAdd`, we defined the function over a struct `vec_t`, which bundled the length and data pointer as a single argument. However, many C functions pass an array’s length and its data pointer separately, including MKL. Listing 8 shows the `VAdd` definition as specified by MKL, and also shows its corresponding SA.

```

//@splittable
//(len: SizeSplit<L,P>,
// a: RegularSplit<L,P>,
// b: RegularSplit<L,P>,
// c: RegularSplit<L,P>)
void VAdd(MKL_INT len, double *a,
          double *b, double *c);

```

**Listing 8:** SA for `VAdd` with a separate `len` field like in MKL.

Note that we are no longer using a placeholder parameter `S` to define this function. Instead, we use two split types: a `RegularSplit<L, P>` as we defined earlier to split the array, and a new split type `SizeSplit<L, P>` that returns the corresponding length. Since these are two separate parameters (and the two map to separate splitter function implementations), the author of the splitter function must ensure that the correct array length is returned for a given `<L, P>` pair.

**Ex 3: Splitting Matrices.** Matrices can be accessed either in a row-major or column-major access pattern. Matrix functions that mix these access patterns generally cannot be pipelined: if we pipeline a row-major function with a column-major one, the second function could read stale or incorrect values. We can thus use SAs to enable pipelining matrix functions with the same access pattern, and prevent pipelining different access patterns. Listing 9 shows SAs for two functions, `incrementByRow` and `incrementByCol`, that respectively increment elements in a matrix by traversing them in row-major and column-major order.

```

//@splittable
//(mut matrix: RowMajorMatrixSplit<R,C,P>,
// rows: 1,
// cols: cols)
void incrementByRow(double *matrix,
                   int rows, int cols);

//@splittable
//(matrix: ColMajorMatrixSplit<R,C,P>,
// rows: rows,
// cols: 1)
void incrementByCol(double *matrix,
                   int rows, int cols);

```

**Listing 9:** SAs for functions that iterates over matrices.

The `incrementByRow` function uses a new split type `RowMajorMatrixSplit<R,C,P>` to split the matrix. The split type takes three parameters, representing the number of rows, the number of columns, and the number of pieces to split the matrix into. These three parameters uniquely define how to split a matrix by row. In particular, `RowMajorMatrixSplit` represents splits with a single row of the matrix at a time. We thus set the `rows` arguments to a constant value of 1 (a split matrix will always have

```

// Parses a multi-line CSV string into an
// array of objects.
// @splittable
// (s: LineSplitter<L,P>) -> S
tuple_t *read_csv(string *s);

// Convert string to uppercase.
// @splittable
// (s: S) -> S
string *to_upper(string *s);

// Find a character in a string, returning
// the index of the character or -1 if it
// is not found.
// @splittable
// (s: S, c: c) -> Index<int>
int strchr(string *s, char c);

```

**Listing 10:** SAs for string functions.

one row) and the `cols` value to `cols`, which represents the original function argument.

The function that iterates over columns is symmetrical: the splitter function splits the matrix into columns, and adjusts the remaining arguments accordingly: a matrix split by column will always have a single column and an unmodified number of rows. Since we assigned these two functions different split types, the SA runtime will pipeline across repeated calls to the same function, but merge and pass full values across different functions.

**Ex 4: Splitting Strings.** Different string functions require different splitting schemes when pipelining. For example, a function that takes a string buffer and parses CSV splits a string by newline, while others iterate over individual characters. Listing 10 show a variety of string functions and their SAs.

The `read_csv` function specifies a specific split type `LineSplitter<L,P>` that splits strings by newline, since the function needs to see entire lines. `L` and `P` represent the length of the string and the number of pieces, which we can use to compute offsets (similar to the array splitters). The function returns an array that is split in some unknown way. The remaining string functions operate over characters.

For the `strchr` function, we split a string in some way and search for `c` in each substring. If we want to find the *first* character in the string, we need a custom function to merge the partial results (i.e., to get the minimum non-negative index)—we thus assign the output of `strchr` a custom split type. The next section describes how users define custom splitter functions to split functions and to merger partial results into a full value.

## 4 Splitter Functions

Users provide *splitter functions* and *merger functions* to split and merge data types in their libraries. Concretely, a splitter function takes a value and returns a collection,

where the collection represents partitions of the original value. The returned collection must supported indexed access to retrieve partitioned values to support parallelism. A *merger* function takes an array of split values and merges them into a result.

Each splitter function has a corresponding split type (every split type does not necessarily have a splitter function, however). Recall that in our type system, split types can have a set of *parameters*: these parameters represent parameters passed into a splitter function when splitting a value. As an example, consider the `RegularSplit<L,P>` split type, which has two parameters `L` (array length) and `P` (number of pieces). A splitter function that splits an array into `RegularSplit<L,P>` takes takes the array length and the number of pieces as input parameters.

Merger functions are similarly associated with split types, and can be used to define custom aggregation operators. As an example, the `vSum` function from Listing 7 returned the split type `Sum<double>`: we can write a custom merger function that sums values for this split type. The `Index<int>` type defined in Listing 10 can be handled similarly.

To summarize, for each split type in the program, users can *optionally* implement the following splitter and merger function interface for the underlying library data type:

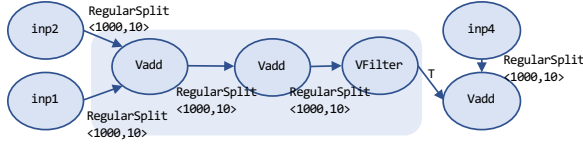
1. Provide a splitter function that returns a collection of split values. In our implementation, collections are lazy (i.e., we do not materialize an array of values: when we index into the collection, we either return a view into an existing object (e.g., by returning an offset pointer) or create one if necessary). Collections must support random-access indexing to support parallelism.
2. Provide a merger function that takes an array of values and merges them into a full value. If a function needs a particular merger to be used (e.g., summing partial results), users can give the return value of the function signature a special split type in the SA and write a merger for that split type (e.g., `Sum<double>`).

## 5 Mozart Runtime and Optimizations

Mozart is a runtime we have designed for C and Python programs that uses SAs to optimize function compositions. We describe the optimizations SAs enable in in this section, and describe our implementation of Mozart in §6.

SAs enable various optimizations over a *computation DAG*. Recall that a computation DAG in our system represents annotated function calls and their arguments as nodes and data dependencies among arguments as edges. The DAG also captures which variables are outputs and which ones are intermediate values that exist only within the scope of the DAG.

Libraries can capture computation DAGs in a variety of ways, such as a compiler pass that analyzes calls to annotated functions. As a proof-of-concept, Mozart contains a



**Figure 2:** The workload from Listing 4 as DAG. Nodes in the shaded region are pipelined: functions pass *split values* among calls. Mozart applies splitter functions at the ingress points of the shaded region and merger functions at the egress points.

API to capture a DAG using function decorators in Python and memory protection in C, which we describe in §6.

After capturing a computation DAG, Mozart performs a *type inference* pass to assign data in the DAG split types based on the SAs (§5.1). By extension, Mozart determines which data to pipeline: if values passed between functions have the same split type, they are pipelined. Mozart then decides which functions to parallelize (§5.2), and then applies some additional optimizations to reduce memory usage (§5.3).

### 5.1 Type Inference and Pipelining

The pipeline optimization enables passing split values between functions calls directly to improve memory locality. We enable pipelining by finding the largest pipelined components in the DAG—this is similar to how existing compilers fuse loops greedily [6, 29]. A pipelined component is a subgraph in the DAG where each root node in the subgraph splits data, each leaf node merges the data into a full value, and each intermediate node operates directly on split values.

The SAs and split types enable pipelining. Recall that we can pipeline data between two DAG nodes  $f_1$  and  $f_2$  if the output type of  $f_1$  matches the input type of  $f_2$ . In particular, each node will have  $n$  incoming edges—where  $n$  is the number of arguments—so we can pipeline a node with its predecessors only if *every* edge has matching types (this is because we cannot pass a combination of split and un-split values to a function at once).

To determine which values can be pipelined, Mozart applies type inference to propagate split types through the computation DAG. Starting at the inputs of the DAG, we choose a splitter function for each argument value based on its split type. If the SA declares a placeholder split type (e.g.,  $S$ ), Mozart can choose any splitter for that data type (e.g., for `Vadd`, Mozart will pick any function available for `vec_t`): the placeholder is then replaced with the split type produced by the chosen splitter function. Placeholders with the same name in an annotation are assigned the same split types, and different placeholder names are assigned different split types. Note that placeholder names are local to a single SA.

Mozart then walks the DAG and *syncs* the split types of inputs and outputs: for each edge, we match the split

types of the edge source and destination. If the edges cannot be matched (i.e., because they have different split types), Mozart applies the *merger function* of the source edge to coalesce values. The algorithm then recurses starting at the next node (Mozart chooses a new splitter function, assigns split types to placeholders, etc.). After type inference, nodes that pass split values without calling a merger function are pipelined. Figure 2 shows the code example from Listing 4 after type inference.

### 5.2 Automatic Parallelization

Mozart parallelizes both individual functions and pipelines by processing multiple split pieces in parallel, as long as they are not marked with the `noparallel` tag in the SA (§3). To parallelize a pipeline, every function in the pipeline must be parallelizable. Our implementation statically partitions pieces and runs them in parallel: if we split inputs into  $n$  pieces, we run  $\frac{n}{threads}$  tasks in parallel. Note that, to support efficient parallelism, collections holding split pieces should not hold locks or mutable state.

### 5.3 Buffer Reuse

Finally, Mozart leverages knowledge of which variables are intermediate values to reduce memory usage. These values are not accessed outside of the DAG: this means that they do not need to be fully materialized or even contain “correct” results when the DAG execution finishes.

To reduce memory usage, for each intermediate variable used within a pipeline, Mozart always *reuses the same piece* for temporary (in a parallel setting, Mozart uses a unique piece per thread). This keeps the piece in fast memory, and, in many cases, also prevents excess memory from being allocated (e.g., if memory for a temporary value is allocated via demand paging [15] or created by copying data into a buffer). We found this scenario was common especially for Python workloads that created large intermediate buffers for every operation.

## 6 Mozart Implementation

Mozart implements a parallel runtime for SAs and also provides an API to inject lazy evaluation into existing programs. We describe two implementations of Mozart: a dynamically linkable library for C programs, and a Python module for Python-based libraries. Both implementations do not require any changes to existing library functions.

### 6.1 C Library Implementation

Our C-linkable implementation is a dynamic library written in Rust. We describe the key components below.

**Providing Annotations.** Users write annotations over C function headers and then use a provided Python script that parses annotations and generates two wrapper functions. Users of Mozart do not interact with these wrapper functions directly. The first wrapper function has the same argument list as the library function. It intercepts



calls to the function, packages arguments into a packed struct, and passes them to our Rust runtime. The runtime then records the function call in a graph data structure. The second wrapper function accepts the packed struct as an argument and calls the original library function.

**Runtime and Capturing a DAG.** To inject lazy evaluation and capture a DAG, our runtime provides a custom `malloc` and `free` implementation that protects memory (similar to [20, 32]). Memory protection is implemented by calling `mmap` with `PROT_NONE` (unreadable, unwritable) permissions. The runtime then registers a `SIGSEGV` signal handler to intercept protection violations: if the faulting address was allocated using our allocator, we execute the task graph. We implement the optimizations in §5 over our task graph and use Rust’s threading library for parallelism.

To use the C Mozart implementation, users thus need to (1) write annotations for their functions, (2) implement splitters for the data types, (3) call our Python script to generate function wrappers (this can be done in, e.g., a Makefile) and (4) link `libmozart` to access our runtime.

## 6.2 Python Module

We implemented our Python runtime natively in Python to avoid the complexity of managing objects in another language.

**Providing Annotations.** Developers provide annotations by using function decorators that take a string as an input: the string is parsed into an annotation object for a function. No other changes are required to provide annotations.

**Runtime and Capturing a DAG.** Our Python implementation also uses the same function decorator to enable lazy evaluation. The decorator wraps the original Python function in one that records it and its arguments in a task graph when called. The wrapper function then returns a placeholder object. When users access the placeholder object, we evaluate the task graph. In Python, we can detect when an object is accessed by overriding its special methods (e.g., `__getattr__` to get object attributes, `__str__` for printing the object, etc.).

We implement parallelism in Python using the `multiprocessing` module (Python’s GIL prevents parallelism, except for IO). One limitation of this approach is that developers need to put their data in shared memory to prevent large copies. For array-like data, we wrap data in shared memory using the `sharedmem` module [34] for this purpose. For general Python objects, data needs to be serialized for IPC. To use the Python Mozart implementation, users again need to annotate functions, write splitters, and import the `mozart` module.

## 7 Evaluation

We evaluate splitability annotations and Mozart on a variety of analytics workloads using existing software libraries to show that (1) they can produce performance

competitive with code generation systems like Weld and specialized systems like Bohrium, and (2) that the effort required for integrating them into existing libraries is low.

**Summary of Results.** We measured performance on seven benchmarks: five in Python using NumPy and Pandas (popular numerical and data science libraries) to evaluate our Python runtime (§7.1, §7.3), and two in Intel MKL to evaluate our C runtime (§7.2). We also ran one micro-benchmark using MKL to evaluate the tradeoff between data movement optimizations and computational intensity. Our evaluation has the following takeaways:

1. Mozart consistently outperforms unmodified Pandas, NumPy, and MKL with its data movement optimizations and consumes less memory.
2. Mozart can produce performance within  $6\times$  of Weld (a JITing parallel runtime that requires rewriting library code) in the worst case, and *outperforms* Weld in the best case by  $2.5\times$  by leveraging optimizations in existing libraries that Weld did not apply.
3. Integrating SAs into existing libraries required little effort (§7.5) compared to systems that use an IR.

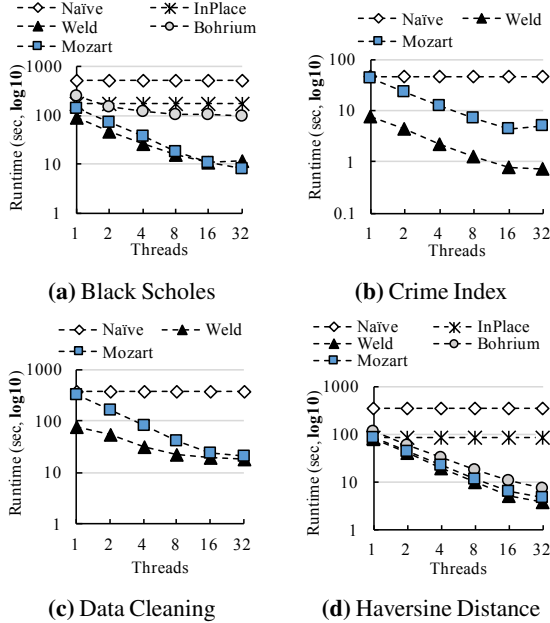
**Experimental Setup.** We evaluate our Python runtime using NumPy v1.14.2 and Pandas v0.22.0. Both NumPy and Pandas implement their core operators in C or Cython and are optimized for a single thread. We evaluate our C runtime using Intel MKL 2018 [24], a closed-source vector math library optimized for x86 CPUs. We ran experiments on an Amazon EC2 `m4.10xlarge` instance with Intel Xeon E5-2676 v3 CPUs (40 hyperthreads) and 160GB of RAM. Results are an average of five runs.

### 7.1 Python Data Science Workloads

We evaluate Mozart’s single- and multi-threaded performance against the native NumPy and Pandas libraries and Weld. Weld takes the approach of *replacing* existing library code, while Mozart takes the black-box approach of annotating functions with SAs. We also evaluate workloads that use NumPy against Bohrium [4], a virtual machine for NumPy that fuses loops. Like Weld, Bohrium implements an entirely new backend for NumPy.

We use the following data science workloads, taken from the Weld [28, 29] evaluation:

1. **Black Scholes** [2], a computationally expensive workload that uses NumPy to perform several element-wise vector operations on a set of five input arrays. We ran on arrays with  $2^{30}$  64-bit floats.
2. **Haversine Distance** [18], a workload that uses NumPy to compute the Haversine distance for a dataset of GPS coordinates to a fixed coordinate. Our dataset again had  $2^{30}$  elements with 64-bit floats.
3. **Data Cleaning** [13], an example Pandas workload from the Pandas Cookbook [8] that cleans a DataFrame



**Figure 3:** Mozart’s performance of the Python workloads. In most cases, Mozart’s performance nearly matches the performance of Weld and Bohrium, which require replacing library functions. Mozart only requires an external annotation to each function.

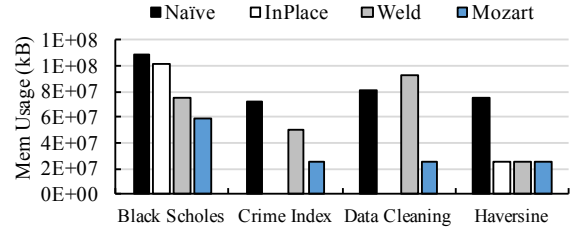
of ZIP codes by truncating each one to five digits using Python’s string slicing functions, replacing broken and zero-valued codes with nan, and filtering duplicate zip codes. We used a 25GB dataset of zip codes.

- Crime Index** [28, 29], which uses Pandas to filter a DataFrame of city population statistics, evaluate a softmax regression based on features in the dataset, and perform a per-city aggregate to compute a crime index. We used a 25GB dataset of statistics.

The other NumPy and Pandas workloads from [28, 29] were bottlenecked by a single hash table operation where Weld only provided speedups through a better implementation of that operation.

In our benchmarks, we found that the “naive” implementations of the Black Scholes and Haversine workloads allocated extraneous amounts of memory by using NumPy operators that materialize a result for each function call: these allocations caused large performance penalties due to demand paging [15]. We thus present results for both the naive implementation and an implementation that uses NumPy’s in-place operators to avoid demand paging.

**Performance Results.** Figure 3 show the end-to-end result of the five workloads running on 1–32 threads. The unmodified Pandas and NumPy libraries do not support multi-threaded execution. As we increase the number of threads, each workload becomes increasingly *memory-bound*. In all cases, Mozart and Weld outperform the native single-threaded library by parallelizing the workload.



**Figure 4:** Max memory usage in the Python workloads.

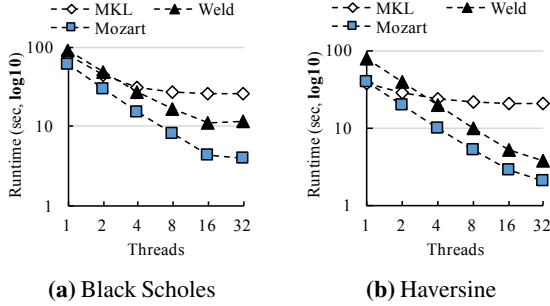
However, perhaps surprisingly, Mozart’s data pipelining and parallelization produces performance improvements competitive with Weld on multiple threads, even though Mozart does not JIT compile optimized code. This is because data movement optimizations become increasingly impactful as the ratio of compute cycles to memory bandwidth increases: by pipelining loops, Mozart reduces the number of main memory accesses, similar to how Weld reduces the number of memory accesses by fusing loops.

**Limitations of SAs.** On a single thread, we note that each workload is compute-bound and exhibits little benefit from Mozart’s data movement optimizations. Weld accelerates workloads on a single thread by generating efficient code: for example, in Data Cleaning, Weld generates code to slice strings instead of calling Python’s string slice function, and for Crime Index, Weld implements filtering using fast AVX2-based predication instructions, which Pandas does not use natively. Since Mozart operates over black-box functions, it cannot apply these optimizations.

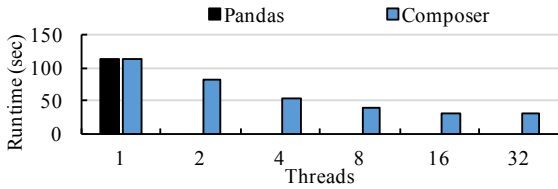
**Memory Usage.** Figure 4 shows the peak resident memory usage for each workload. Like Weld, Mozart reduces memory usage by preventing full intermediate result materialization. Mozart does this by reusing buffers as described in §5.3. We note that Mozart needs to know which values are intermediate values in the task graph to use this optimization: users specify this by marking values as outputs. Weld exhibits a high memory footprint for Data Cleaning because (unlike Mozart) it needs to encode Python strings as byte-arrays before processing, effectively requiring a clone of the full dataset. Mozart, Weld, and the in-place NumPy implementation both uses less memory than the naive NumPy implementation because they do not allocate an array for every operator.

## 7.2 C Workloads with MKL

We also evaluated Mozart by adding SAs for Intel MKL’s vector functions. MKL internally parallelizes each of its individual functions, so adding SAs to it shows the impact of data movement optimizations in a parallel library. Because MKL is closed-source, this integration also shows that our implementation is a truly a black-box approach that only requires access to C function headers. Finally, MKL is highly tuned for x86, with many of its operators likely written in assembly [24]. The library is



**Figure 5:** Mozart’s performance vs. Intel MKL and Weld on the Black Scholes and Haversine Distance workloads. Mozart’s data movement optimizations enable 10× speedups on 32 threads.

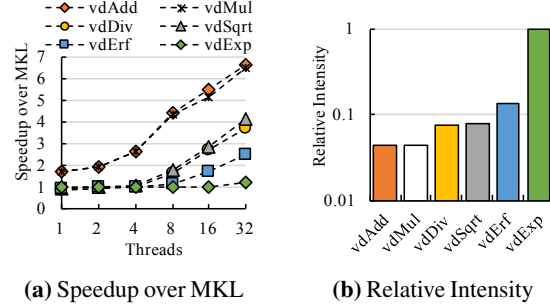


**Figure 6:** Mozart’s performance against unmodified Pandas on the timestamp workload. With Mozart, we can parallelize the workload only by adding an annotation and writing a splitter function in Python.

thus a good example of a software package that developers would not want to re-architect.

We ran MKL on the Black Scholes and Haversine distance workloads described in §7.1, and compare against MKL without SAs and Weld (which again generates codes for the two workloads). Figure 5 shows the results. As the number of threads increases, the workload is dominated by memory stalls: even though MKL both parallelizes functions and optimizes each one for high single-thread performance, it achieves performance 10× less than Mozart without data movement optimizations that function compositions. This illustrates the importance of performing data movement optimizations on multiple threads.

**Speedups Over JIT-Compiling IRs.** Mozart outperforms Weld on a single thread in these workloads by up to 2×, even though Weld JITs code. Weld does not vectorize some of the operators and falls back to scalar implementations (e.g., `erf`, which computes the error function, and the trigonometric functions `sin` and `cos`, which do not have explicit SIMD instructions in x86). Since MKL contains these functions as part of its vector-math library, we suspect it has custom SIMD-vectorized implementations. This shows another advantage of *reusing legacy code*: Mozart can take advantage of the optimizations that developers have already performed in mature libraries.



**Figure 7:** Speedup of calling `Func(len, arr, arr)` 10 times using MKL with and without SAs. The array had  $2^{30}$  `double` values. The plot shows that SAs are most impactful on workloads with memory-bound operators.

### 7.3 Benchmarks Not Supported by Current IRs

A key advantage of SAs is that they reuse code that library developers have already written rather than requiring developers to rewrite existing functionality. To exhibit this, we ran a Pandas workload from the Pandas cookbook [38] that parses a CSV containing UNIX timestamps and events, casts the timestamp into a date, and then filters events based on the date. The workload filters the timestamp by comparing an integer representing the UNIX time and a string representing a date (e.g., `1525231405 >= '01-01-1970'`). Weld does not support parsing CSVs or date comparisons between integers and strings in its Pandas port, and also does not support splitting a text file by newline. Porting these computations to run in Weld is difficult and would likely rely on UDFs, since Weld treats strings as byte arrays. In contrast, to parallelize the workload with Mozart, we just added an annotation on each Pandas function used in the workload, and wrote a splitter function in Python that split a string buffer by newline by offsetting into the string.

Figure 6 shows the result on a 4GB dataset, comparing single-threaded Pandas vs. Mozart parallelizing the workload with 2–32 threads. By only adding 11 lines of code, we were able to parallelize the existing Pandas function calls to improve performance by 4× (the computation is then bottlenecked from pickling Python objects for multiprocessing): existing runtime systems would require porting these library-specific features to an IR.

### 7.4 Computational Intensity vs. Speedup

To study the relation between *compute-boundedness* and Mozart’s data movement optimizations, we also ran an artificial micro-benchmark that runs an MKL 1D-vector math function 10 times on an 8GB array. We picked several functions with varying computational intensity (we measured the intensity of each function by calling it repeatedly in a tight loop on a small array that fits in the L1 cache). We benchmarked the following floating-point operations, in order of increasing intensity: add, multiply, square root, division, error function, and exponentiation.

Figure 7a shows the results, plotting the *speedup* of Mozart over MKL on 1–32 threads: the legend is sorted in order of increasing intensity. The results confirm that Mozart has the largest impact on memory-intensive workloads by exhibiting *decreasing* speedups as the function called becomes more expensive. Figure 7b plots the normalized relative intensities of the functions we benchmarked.

## 7.5 Integration Effort

Table 1 summarizes the total integration effort for using Mozart with Pandas and NumPy, and MKL. Both integrations add an SA for each function we used in our library workloads. For MKL, we annotated every 1D-array vector function. We also added splitter implementations for NumPy’s `ndarray` and Pandas’ `DataFrame` and `Series`. For `ndarray`, our splitters used the builtin slice operators to create views into an existing array. Since `DataFrame` and `Series` are implemented on top of `ndarray`, the splitter implementation is similar. For MKL, we wrote C splitter functions for `double*` arrays and array lengths.

Overall, annotations were 3–5 lines of code and the splitters functions required to cover every workload across each library was less than 200 lines of code (in comparison, Weld required an average of 22 lines of code *per operator* for Pandas [29], after adding over 600 lines of “glue” code for marshalling, etc.). We thus found the effort of using Mozart to be low compared to runtimes that require rewriting library functions, for much of the same benefits with multi-threaded execution.

## 8 Related Work

Splitability annotations are related to several prior works on accelerating existing software by using parallel runtimes or interfaces.

SAs are influenced by work on building new common runtimes or IRs for data analytics [22, 29, 37, 42] and machine learning [1, 36, 39]. Weld [29] and Delite [37] are two specific examples of systems that use a common IR to detect *parallel patterns* and automatically generate parallel code. Although SAs do not generate code, we show in §7 that in a parallel setting that the most impactful optimizations are the data movement ones, so SAs can achieve competitive performance without requiring developers to replace code. Systems that provide API-compatible replacements for existing libraries such as Bohrium [20] also have completely re-engineered backends: in contrast, SAs serve to accelerate code that has not been ported to a new system without modifying existing functions.

Several existing works provide black-box optimizations and automatic parallelization of functions. Numba [27] JITs code using a single decorator, while Pydron [25], Dask [12] and Ray [26] automatically parallelize Python code for multi-cores and clusters. In C, work such as Cilk [3] and OpenMP [11] automatically parallelize loops.

	<b>Funcs. Annotated</b>	<b>Annotations LoC Total</b>	<b>Splitters LoC Total</b>
<b>NumPy</b>	13	47	37 (Python)
<b>Pandas</b>	15	72	49 (Python)
<b>MKL</b>	81	75 (Python)	90 (C)

**Table 1:** Integration effort for using Mozart with NumPy, Pandas, and MKL. Overall, Mozart required less than 150 LoC effort to enable pipelining and parallelism per library.

Unlike these systems, in addition to parallelization SAs enable *data movement* optimizations on compositions of functions and support split types.

The optimizations SAs enable have been studied before: Vectorwise [43] and other vectorized databases [5, 9, 21] apply the same pipelining and parallelization techniques as SAs for improved cache locality. Unlike these databases, Mozart applies these techniques on a diverse set of black-box libraries and also reason about the *safety* of pipelining different functions using split types. SAs are also influenced by prior work in the programming languages community on automatic loop tiling and pipelining [7, 17].

Finally, the SA splitting abstraction is conceptually related to Spark’s partitioners [35] and Scala’s parallel collections API [30]. Scala’s parallel collections API in particular features a `Splitter` and `Combiner` that partition and aggregate a data type, respectively. Unlike parallel collections, SAs enable pipelining and also introduce split types, which reason about the safety of black-box functions: Scala’s collections API still requires understanding the internal implementation of each collection. Spark’s Partitioners similarly do not enable pipelining.

## 9 Conclusion

Data movement is a significant bottleneck for data-intensive applications that combine functions from existing libraries. Although researchers have developed languages and runtimes that apply data movement optimizations on existing workflows, they often require intrusive changes to the libraries themselves. We introduced a new black-box approach called splitability annotations (SAs), which specify how to safely split data and *pipeline* it through a parallel computation to reduce data movement. We showed that SAs require no changes to existing library functions, are easy to integrate, and provide performance benefits competitive with clean-slate approaches in many cases.

## References

- [1] Abadi, Martín and Barham, Paul and Chen, Jianmin and Chen, Zhifeng and Davis, Andy and Dean, Jeffrey and Devin, Matthieu and Ghemawat, Sanjay and Irving, Geoffrey and Isard, Michael and others. TensorFlow: A System for Large-Scale Machine Learning. In *OSDI*, volume 16, pages 265–283, 2016.

- [2] Black Scholes Formula. <http://gosmej1977.blogspot.com/2013/02/black-and-scholes-formula.html>.
- [3] R. D. Blumofe, C. F. Joerg, B. C. Kuszmaul, C. E. Leiserson, K. H. Randall, and Y. Zhou. Cilk: An efficient multithreaded runtime system. *Journal of parallel and distributed computing*, 37(1):55–69, 1996.
- [4] Bohrium. <http://bohrium.readthedocs.io>.
- [5] P. A. Boncz, M. Zukowski, and N. Nes. Monetdb/x100: Hyper-pipelining query execution. In *Cidr*, volume 5, pages 225–237, 2005.
- [6] K. J. Brown, H. Lee, T. Romp, A. K. Sujeeth, C. De Sa, C. Aberger, and K. Olukotun. Have abstraction and eat performance, too: Optimized heterogeneous computing with parallel patterns. In *Code Generation and Optimization (CGO), 2016 IEEE/ACM International Symposium on*, pages 194–205. IEEE, 2016.
- [7] Chakravarty, Manuel MT and Leshchinskiy, Roman and Peyton Jones, Simon and Keller, Gabriele and Marlow, Simon. Data Parallel Haskell: a status report. In *Proceedings of the 2007 workshop on Declarative aspects of multicore programming*, pages 10–18. ACM, 2007.
- [8] Pandas Cookbook. <https://github.com/jvns/pandas-cookbook/>.
- [9] A. Crotty, A. Galakatos, K. Dursun, T. Kraska, U. Çetintemel, and S. B. Zdonik. Tupleware: "big" data, big analytics, small clusters. In *CIDR*, 2015.
- [10] Cyphers, Scott and Bansal, Arjun K and Bhiwandiwala, Anahita and Bobba, Jayaram and Brookhart, Matthew and Chakraborty, Avijit and Constable, Will and Convey, Christian and Cook, Leona and Kanawi, Omar and others. Intel nGraph. <https://ai.intel.com/intel-ngraph/>, 2018.
- [11] L. Dagum and R. Menon. Openmp: an industry standard api for shared-memory programming. *IEEE computational science and engineering*, 5(1):46–55, 1998.
- [12] Dask. <https://dask.pydata.org>, 2018.
- [13] pandas cookbook chapter 7: cleaning up messy data. <https://github.com/jvns/pandas-cookbook/>.
- [14] Decorators and Functions for Methods. <https://www.python.org/dev/peps/pep-0318/>.
- [15] Demand paging. [https://en.wikipedia.org/wiki/Demand\\_paging](https://en.wikipedia.org/wiki/Demand_paging).
- [16] Dependent type. [https://en.wikipedia.org/wiki/Dependent\\_type](https://en.wikipedia.org/wiki/Dependent_type).
- [17] C. Grell, K. Hinckfuß, and S.-B. Scholz. With-Loop fusion for data locality and parallelism. In *Symposium on Implementation and Application of Functional Languages*, pages 178–195. Springer, 2005.
- [18] A beginner's guide to optimizing pandas code for speed. [goo.gl/dqwmrG](http://goo.gl/dqwmrG).
- [19] Kagi, A and Goodman, James R and Burger, Doug. Memory bandwidth limitations of future microprocessors. In *Computer Architecture, 1996 23rd Annual International Symposium on*, pages 78–78. IEEE, 1996.
- [20] Kristensen, Mads RB and Lund, Simon AF and Blum, Troels and Skovhede, Kenneth and Vinter, Brian. Bohrium: a virtual machine approach to portable parallelism. In *Parallel & Distributed Processing Symposium Workshops (IPDPSW), 2014 IEEE International*, pages 312–321. IEEE, 2014.
- [21] H. Lang, T. Mühlbauer, F. Funke, P. A. Boncz, T. Neumann, and A. Kemper. Data blocks: Hybrid oltp and olap on compressed storage using both vectorization and compilation. In *Proceedings of the 2016 International Conference on Management of Data, SIGMOD '16*, pages 311–326, New York, NY, USA, 2016. ACM.
- [22] Lee, HyoukJoong and Brown, Kevin and Sujeeth, Arvind and Chafi, Hassan and Rompf, Tiark and Odersky, Martin and Olukotun, Kunle. Implementing domain-specific languages for heterogeneous parallel computing. *Ieee Micro*, 31(5):42–53, 2011.
- [23] GNU libsigsegv. <https://www.gnu.org/software/libsigsegv/>.
- [24] Intel Math Kernel Library. <https://software.intel.com/en-us/mkl>, 2018.
- [25] Müller, Stefan C and Alonso, Gustavo and Amara, Adam and Csillaghy, André. Pydrone: Semi-Automatic Parallelization for Multi-Core and the Cloud. In *OSDI*, pages 645–659, 2014.
- [26] R. Nishihara, P. Moritz, S. Wang, A. Tumanov, W. Paul, J. Schleier-Smith, R. Liaw, M. I. Jordan, and I. Stoica. Real-time machine learning: The missing pieces. *CoRR*, abs/1703.03924, 2017.
- [27] Numba. <https://numba.pydata.org>, 2018.
- [28] S. Palkar, J. J. Thomas, D. Narayanan, A. Shanbhag, R. Palamuttam, H. Pirk, M. Schwarzkopf, S. P. Amarasinghe, S. Madden, and M. Zaharia. Weld: Rethinking the interface between data-intensive applications. *CoRR*, abs/1709.06416, 2017.
- [29] Palkar, Shoumik and Thomas, James and Shanbhag, Anil and Narayanan, Deepak and Pirk, Holger and Schwarzkopf, Malte and Amarasinghe, Saman and Zaharia, Matei. Weld: A Common Runtime for High Performance Data Analytics. In *Conference on Innovative Data Systems Research (CIDR)*, 2017.
- [30] A. Prokopec, P. Bagwell, T. Rompf, and M. Odersky. A generic parallel collection framework. In *European Conference on Parallel Processing*, pages 136–147. Springer, 2011.
- [31] Ragan-Kelley, Jonathan and Barnes, Connelly and Adams, Andrew and Paris, Sylvain and Durand, Frédo and Amarasinghe, Saman. Halide: a language and compiler for optimizing parallelism, locality, and recomputation in image processing pipelines. *ACM SIGPLAN Notices*, 48(6):519–530, 2013.
- [32] Dressing up data for R. <https://www.r-project.org/dsc/2017/slides/DSC2017-mprotect.pdf>.
- [33] Rocklin, Matthew. Dask: Parallel computation with blocked algorithms and task scheduling. In *Proceedings of the 14th Python in Science Conference*. Citeseer, 2015.

- [34] sharedmem. <https://github.com/rainwoodman/sharedmem>.
- [35] Spark Partitioner. <https://spark.apache.org/docs/2.2.0/api/java/org/apache/spark/Partitioner.html>, 2014.
- [36] Sujeeth, Arvind and Lee, HyoukJoong and Brown, Kevin and Rompf, Tiark and Chafi, Hassan and Wu, Michael and Atreya, Anand and Odersky, Martin and Olukotun, Kunle. OptiML: an implicitly parallel domain-specific language for machine learning. In *Proceedings of the 28th International Conference on Machine Learning (ICML-11)*, pages 609–616, 2011.
- [37] Sujeeth, Arvind K and Brown, Kevin J and Lee, Hyoukjoong and Rompf, Tiark and Chafi, Hassan and Odersky, Martin and Olukotun, Kunle. Delite: A compiler architecture for performance-oriented embedded domain-specific languages. *ACM Transactions on Embedded Computing Systems (TECS)*, 13(4s):134, 2014.
- [38] Pandas Cookbook Chapter 8: Parsing Unix timestamps. <http://nbviewer.jupyter.org/github/jvns/pandas-cookbook/blob/master/cookbook/>.
- [39] TVM: An End to End IR Stack for Deploying Deep Learning Workloads on Hardware Platforms. <http://tvm-lang.org/2017/08/17/tvm-release-announcement.html>, 2017.
- [40] Wulf, Wm A and McKee, Sally A. Hitting the memory wall: implications of the obvious. *ACM SIGARCH computer architecture news*, 23(1):20–24, 1995.
- [41] TensorFlow XLA. <https://www.tensorflow.org/performance/xla/>, 2018.
- [42] Y. Yu, M. Isard, D. Fetterly, M. Budiu, Ú. Erlingsson, P. K. Gunda, and J. Currey. Dryadlinq: A system for general-purpose distributed data-parallel computing using a high-level language. In *OSDI*, volume 8, pages 1–14, 2008.
- [43] Zukowski, Marcin and van de Wiel, Mark and Boncz, Peter. Vectorwise: A vectorized analytical DBMS. In *Data Engineering (ICDE), 2012 IEEE 28th International Conference on*, pages 1349–1350. IEEE, 2012.