

# Finding Answers from the Word of God: Domain Adaptation for Neural Networks in Biblical Question Answering

Helen Jiahe Zhao, Jiamou Liu  
Department of Computer Science  
The University of Auckland  
New Zealand  
jiamou.liu@auckland.ac.nz

October 30, 2018

## Abstract

Question answering (QA) has significantly benefitted from deep learning techniques in recent years. However, domain-specific QA remains a challenge due to the significant amount of data required to train a neural network. This paper studies the answer sentence selection task in the Bible domain and answer questions by selecting relevant verses from the Bible. For this purpose, we create a new dataset BibleQA based on bible trivia questions and propose three neural network models for our task. We pre-train our models on a large-scale QA dataset, SQuAD, and investigate the effect of transferring weights on model accuracy. Furthermore, we also measure the model accuracies with different answer context lengths and different Bible translations. We affirm that transfer learning has a noticeable improvement in the model accuracy. We achieve relatively good results with shorter context lengths, whereas longer context lengths decreased model accuracy. We also find that using a more modern Bible translation in the dataset has a positive effect on the task.

## 1 Introduction

The desire for a computer system that could answer natural language questions has been an ability that signifies artificial intelligence. In recent years, neural networks and machine learning have become popular approaches for question answering (QA) tasks within the natural language processing (NLP) community. One problem with this approach is the expense of creating a suitable dataset for specific domains. Machine learning works well under the assumption that training and test are from the same distribution. Therefore, the tasks that machine learning can solve is highly dependent on the dataset. As a result, most of neural QA research predominantly uses existing datasets, and not as much work has been done for domain-specific QA.

In this paper, we focus on the task of answer sentence selection, specifically to answer questions by selecting verses from the Bible as answers. This task takes as input a question and a context paragraph and asks for a sentence from the context that contains the answer to the given question. In our case, the context would consist of passages from the Bible.

The Bible is not only an influential literary work but is also the most important religious document amongst Christians. So far, not much work has been done using this corpus within QA or other NLP tasks. Even today, it is still widely read and studied amongst both the religious and the secular community. The Bible is often seen as a source of wisdom where people turn to seek answers to the big questions in life. A QA system that can answer a question using passages from the Bible has the potential to be very beneficial for the users.

A biblical QA system could be useful for non-Christians, seeking to learn more about the Bible. They might ask questions such as: “*Who is Jesus?*”, “*What will happen when I die?*”. The system could then output a series of relevant verses as answers. The same system could also be useful for scholars seeking to use the Bible as a historical or archaeological document. They could be interested in questions such as, “*When did Babylon destroy the Jerusalem temple?*”, “*Where was the city of Jericho located?*”. Such questions can be answered from the relevant passages that described the historical aspect of the Bible. Finally, one of the widest use cases could be from the Christian community who uphold the Bible as the ultimate authority for their faith and life. They could be interested in a wide variety of questions, ranging from theological to practical. For example, “*Is salvation by faith or by works?*”, “*How should I treat people that have wronged me?*”, “*How should I pray?*”. While many of these questions can also be answered through a search engine, the quality of results from search engines can often be questionable and answering using passages directly from the Bible is a valuable resource from a Christian perspective.

**Contribution.** The goal of the research is to investigate neural-based methods for answering biblical question through verse selection. (1) Since large-scale datasets are needed for efficient learning using neural network methods, our first contribution involves the creation of a new dataset *BibleQA*. The dataset consists of Biblical questions and the corresponding verse as derived from an existing set of questions that is available on the Internet. (2) Then, for biblical sentence selection, we design three answer selection models based on different neural network architectures. Each of these models takes as input a question and an answer verse and outputs a predicted probability of the verse containing the answer to the question. (3) Thirdly, we leverage transfer learning techniques by pre-training the models on a larger QA dataset and provide insight into the effect of domain adaptation used in QA tasks. Our experiments also reveal how changing context lengths affects the performance of answer selection, and reveals new insights regarding various Bible translation.

## 2 Related Work

From a text retrieval perspective, *question answering* embodies the task of finding the relevant piece of text containing the answer and subsequently extracting the answer [26]. This view led to open-domain QA, which encompasses the majority of today's QA systems. In recent years, QA began incorporating machine learning, with the IBM Watson being one of the most famous systems [10]. The primary approach behind Watson is extensive data, statistical and machine learning analysis. Several other neural network approaches have also been explored. Iyyer et al. used neural networks to answer quiz bowl type questions, where given a description the task is to identify the subject being discussed [14]. Kumar et al. extended simple RNN models with an attention mechanism to enable transitive reasoning and made steps towards reasoning-based QA [15]. Malinowski proposed a model using both CNN and LSTM to incorporate image recognition and QA [16].

*Answer sentence selection* is a QA task which involves selecting the sentence that is the most likely to contain the answer. Early approaches were predominantly syntactical, using the idea that the question and answer sentence should relate to each other loosely through syntactical transformations. Wang et al. proposed a generative model that transforms the answers to the questions [29]. Wang and Manning introduced a probabilistic model that models tree-edit operations on dependency parse trees, making use of sophisticated linguistics features [28]. Other similar models include using dynamic programming to find the optimal tree edit sequences [32]. The main drawback of these approaches is that they require too much feature engineering and were difficult to adapt to new domains. Only recently, researchers started applying neural network models. Yu et al. used CNN models for answer sentence selection on the TREC benchmark [33]. Feng et al. also proposed several CNN models for answer sentence selection task. Wang and Nyberg constructed a joint-vector based on both the question and the answer using an LSTM model [27].

**NLP in religious text.** Recently, works start to emerge that use NLP for religious text mining. The Bible is a good resource for various linguistics tasks, and has been used as a resource to improve and investigate computational linguistics tasks. Hu applied unsupervised learning to analyse Proverbs and Psalms. They clustered Psalms by content and saw how the outcome matches the literary form of the Psalms [13]. Their findings mostly matched the works by biblical scholars, but have also made unique contributions that were only made possible through machine learning methods. Tschuggnall and Specht explored grammar-based text analysis for authorship attribution in the Bible [25]. Faigenbaum et al. used novel image processing and machine learning algorithms for authorship detection [9]. While NLP has undoubtedly given the Biblical scholars a new method for biblical analysis, the Bible in and of itself is also an invaluable corpus for computational linguistics research. Buchler et al. used seven English translations of the Bible to investigate the techniques behind historical text re-use detection process and examine algorithms for paraphrase detection [5]. The Bible provides a good test bed for paraphrase detection as there exist several different translations all stemming from the same origin. Agić et al. [1] used the Bible to learn part-of-speech (POS)

taggers for low-resource languages such as Akawaio, Aukan, or Cakchiquel for which the Bible is only partially translated. They learned POS taggers for 100 languages, and performs much better (20 – 30%) than state-of-the-art unsupervised POS taggers induced from Bible translations.

**Transfer learning in NLP.** Transfer learning and domain adaptation have been very successful with cross-domain machine learning, especially when we have a lot of data in one domain but a similar domain of interest does not have enough data for learning purposes. Computer vision has primarily benefitted from transfer learning [19, 34]. Large-scale image data such as ImageNet [7] is particularly challenging to obtain and process and researchers want to make use of the existing image data as much as possible, and many have employed transfer learning in various image processing tasks. Due to the success of transfer learning in computer vision, transfer learning has been used in NLP task such as sentiment analysis [3], POS tagger [4], and machine translation [2]. In particular, transfer learning has recently begun to be applied in QA. Glorot et al. used transfer learning to examine how a system trained to answer questions from one knowledge base could answer questions from another knowledge base [11]. Yang et al. used transfer learning for question generation [31]. For applications of domain adaptation in neural models, the most common and the most straightforward approach is to pre-train the model on the source data and then fine-tune the parameters on the data from the target domain [18, 30]. Overall, transfer learning is essential for machine learning researchers to make use of smaller datasets, and we can expect that it will be used increasingly more in the future.

### 3 BibleQA: Bible Question-Answering Dataset

**Answer sentence selection.** QA tasks are classified by the level of structure in the context and the type of the task. The answer can be *sentence-level* by selecting the relevant sentence from the context; *span-level* by choosing a span of the text from the context as the answer; or the answer can be generated using predicate values and sentence generation models. This paper performs sentence selection from limited unstructured data based on the BibleQA dataset. Specifically, the input  $(Q, A)$  contains a list of  $M$  questions  $Q = (q_1, q_2, \dots, q_M)$ , and a list of candidate answers  $A = (a_{1,1}, a_{1,2}, \dots, a_{1,N_1}; \dots; a_{M,1}, a_{M,2}, \dots, a_{M,N_M})$ , where  $a_{j,k}$  is the  $k$ th candidate of the  $j$ th question. The output will be evaluated likelihood  $p_{j,k} \in [0, 1]$  for each  $a_{j,k}$  to be the correct answer sentence for question  $q_j$ . Finally, the output answer  $a_{j,k^*}$  corresponding to  $q_t$  is the one with the highest likelihood, i.e.,  $k^* = \arg \max_k \{p_{j,k} \mid 1 \leq k \leq N_j\}$ .

**SQuAD.** The Stanford Question Answering Dataset (SQuAD) is currently the largest span-based dataset, containing more than 100,000 QA pairs from more than 500 Wikipedia articles [22]. The dataset is span-based, meaning that given a context paragraph and a question, the dataset outputs the span of text that is the most likely to be the answer to the question. Since we are interested in a sentence-level task, we converted SQuAD to a new sentence-level dataset. For each original context paragraph, we divide the

paragraph into sentences. Then, we label each sentence based on whether or not the originally given span answer is within the sentence. If yes, then the sentence is labelled as 1, and all the other sentences within the same paragraph are labelled as 0.

**BibleQA**<sup>1</sup>. Although the Bible was written over a period of 1000 years by 40 different people, it tells a unified story regarding the overarching theme of God’s redemptive work in the past, present, and future. The Bible contains 39 books in the Old Testament and 27 books in the New Testament. The Old Testament contains a variety of literary genre, including historical narrative, wisdom books, poetry, and prophecy. The historical books describe the establishment of Israel as the chosen people of God and their separation from God due to sin, and the prophetic books prophesied about a coming Messianic King who will rescue humanity from the bondage of sin. The first part of the New Testament contains stories about Jesus’ life and teachings, who was widely considered as the Messiah prophesied by the Old Testament prophets. The rest of New Testament consists of letters of instructions that are extensively read today and are foundational in the Christian teaching. The Bible is a collection of ancient religious literature that has undeniable influence over culture and society, affecting areas ranging from languages, literature, to law and sciences [6]. It was found through a study that two-thirds of the American people believe that the Bible holds the answers to all or most of life’s basic questions [21]. From these, we can see the multi-faceted potential of the Bible being used in QA systems.

There is no existing dataset directly suitable for sentence-level QA task for the Bible, and we set out to create our dataset using some existing available questions. We used a freely available set of 1001 trivia questions from the Bible<sup>2</sup> as the basis for the dataset. The trivia question set consists of question, answer, and the corresponding verse from the Bible which is relevant to the answer.

Using this resource, we derived a sentence-level dataset which we will name BibleQA. We extracted verses surrounding the target verse as candidate answers. The actual verse is labelled with 1, and all the other verses are labelled with 0. There were also some questions from the original list that wasn’t very suitable to answer using the Bible, especially questions that we cannot directly find answers from the Bible such as “Which book of the Bible has the most chapters in it?”. Therefore, we filtered out those question and added more questions manually. We ended up with 886 questions in total in the BibleQA dataset. An example is given below:

**Question:** What is the name of Jesus’ mother?

**Verse 1:** [Matthew 1:17] *So all the generations from Abraham to David are fourteen generations; from David to the exile to Babylon fourteen generations; and from the carrying away to Babylon to the Christ, fourteen generations.*

**Verse 2:** [Matthew 1:18] *Now the birth of Jesus Christ was like this; for after his mother, Mary, was engaged to Joseph, before they came together, she was found pregnant by the Holy Spirit.*

---

<sup>1</sup><https://github.com/helen-jiahe-zhao/BibleQA>

<sup>2</sup><https://biblequizzes.org.uk/>

**Verse 3:** [Matthew 1:19] *Joseph, her husband, being a righteous man, and not willing to make her a public example, intended to put her away secretly.*

**Answer:** [0, 1, 0]

It is also noteworthy that there are many different English translations of the Bible, each using a different translation philosophy and results in slightly different verses that consist of the same idea. We decide to make use of digitalized versions of the Bible found on GitHub<sup>3</sup>. We retrieve the verses from four public domain translations: King James Version (KJV), Young’s Literal Translation (YLT), American Standard Version (ASV) and World English Bible (WEB). King James Version was published in 1611, and is still one of the most widely used Bible translations and considered by many as the most authentic. Young’s Literal Version, from 1862, follows a strictly literal translation philosophy and translated into English from Greek and Hebrew almost word by word. American Standard Version from 1901 was very popular in the 20th century in its usage by biblical scholars. The World English Bible is an updated version of the ASV and is the most modern translation out of all four being published in 2000. We chose these four translations for their variety in the use of English and translation method. A comparison of the translations is shown below. From the comparison we can see that each translation has its subtle differences, yet substantially different. For BibleQA we used four translations for each question and answer pair, which meant that the total size of the dataset ends up with 3544 question-answer pairs.

**KJV:** *Now the birth of Jesus Christ was on this wise: When as his mother Mary was espoused to Joseph, before they came together, she was found with child of the Holy Ghost. (Matthew 1:18)*

**YLT:** *And of Jesus Christ, the birth was thus: For his mother Mary having been betrothed to Joseph, before their coming together she was found to have conceived from the Holy Spirit. (Matthew 1:18)*

**ASV:** *Now the birth of Jesus Christ was on this wise: When his mother Mary had been betrothed to Joseph, before they came together she was found with child of the Holy Spirit. (Matthew 1:18)*

**WEB:** *Now the birth of Jesus Christ was like this; for after his mother, Mary, was engaged to Joseph, before they came together, she was found pregnant by the Holy Spirit. (Matthew 1:18)*

## 4 Methodologies

For our task, we employ three main neural network models for comparison purposes: one using recurrent neural network (RNN), one using convolutional neural networks (CNN), another using an adapted Bi-direction Attention Flow model (BiDAF) first suggested by Seo et al. [23]. The three models all follow the same general architecture, and the subsequent sections will describe the architecture in more detail:

1. *Embedding:* The input question and answers are first pre-processed and converted to word vectors.

---

<sup>3</sup>[https://github.com/scrollmapper/bible\\_databases](https://github.com/scrollmapper/bible_databases)

2. *Encoding*: The embedded sentences are then processed and encoded, to obtain one single vector representation that captures the sentence.
3. *Answer Selection*: Based on the encoded question and answer, select an answer as the predicted output.

## 4.1 Word Embedding

Word embedding captures word context using distributed word vectors. The underlying intuition is that words in similar environments tend to have similar meanings [17]. Here we make use of both GloVe vectors as well as word2vec. word2vec is modelled as a shallow, two-layered neural network which uses stochastic gradient descent and back-propagation to iteratively make a word embedding more similar to that of its neighbor words. The model successfully reduces the complexity of the non-linear hidden layer and made it possible to learn high dimension word vectors on a significant amount of data. GloVe is an alternative unsupervised learning algorithm to word2vec vectors, which is also used to obtain vector representation for words [20]. GloVe has pre-trained vectors available online, that were trained on 6 billion tokens from Wikipedia and various news outlets, making it very suitable for training on SQuAD.

As the Bible consists of many words and names that are unique to its context, we also trained our own word vectors for the Bible. We used a combination of all four aforementioned English translations for the word vector training, which includes around 3 million words altogether. In the vector training, we used a context window size of 5 and the Continuous Bag-of-Words algorithm to train vectors of dimension 200. The resulting word vectors were able to capture the general semantics of the Bible-specific vocabularies. Below are some of the most similar words for a few selected words in descending order of similarity, using the derived word vectors. From these lists, we see that the most similar words for ‘God’ captures many qualities and roles God is seen to have throughout the Bible. The most similar words for ‘David’ are other names who were closely related to him: Saul, his primary adversary; Absalom and Solomon, his sons; Joab his army commander and Jonathan his best friend.

**God:** lord, saviour, holiness, mercy, lovingkindness, sworn, redeemer, salvation, jehovah, endureth

**sin:** trespass, sins, guilt, guilty, transgression, forgiven, sinned, iniquity, forgive, ignorance

**david:** saul, absalom, joab, abimelech, solomon, abner, jonathan, abraham, achish, samuel

The trained word vectors were concatenated with the GloVe vectors in the transfer learning process so that the training on BibleQA would be more meaningful.

## 4.2 Models for the QA System

**The baseline model.** This model acts as the basis of comparison for all other results. The model uses a random function to uniformly randomly generate an output in the

range  $[0, 1]$  for each data point. The baseline gives us a model that performs at a level that does not involve any learning and simply assigning a random prediction for each question- answer pair. The baseline is then compared with our models to evaluate the improvement made by more sophisticated models.

**The RNN model.** Recurrent networks are designed to model sequences, allowing the users to work with sequences while preserving structural information. They are particularly useful in NLP tasks due to the sequential nature of languages. A recurrent network consists of loops, where the output of a particular layer is passed back to the same layer as input. This allows information to persist and capture long-term dependencies such as those that appear in sequences. One of the most popular implementations of RNN is the Long Short-Term Memory (LSTM), which was introduced to mitigate the vanishing gradients problem [12]. As the sequence grows longer, the distance between the current word and the dependent context grows longer. However, this means that the error gradients in later steps in the sequence diminish quickly in the back-propagation and do not reach earlier input signals, hence the gradients “vanish”. This makes it very difficult to capture relevant information. LSTM introduces a vector that acts as a memory cell, which preserves gradients over time. The access to the memory cell is controlled by gating components that can be thought of as logical gates.

Our RNN model makes use of LSTM layers to produce vector representations of the question and answer phrases. The output is obtained as a probability between  $[0, 1]$  that indicates the similarity between the question vector and the answer vector. This is based on the intuition that sentences that have closer vectors should be more similar, and therefore the answer should be more relevant to the question.

The word embedding layer transforms each word into a word vector. A question is then a sequence of word vectors  $\vec{x} = (x_1, x_2, \dots, x_t)$  and an answer is another sequence of word vectors  $\vec{y} = (y_1, y_2, \dots, y_{t'})$ . The encoding procedure applies two LSTMs, one for questions  $Q$  and the other for answers  $A$ : For each example  $(\vec{x}, \vec{y})$ , it sets for each  $t$

$$s_t = (C_t, h_t) = R_{\text{LSTM}}(s_{t-1}, x_{t-1}), \text{ and}$$

$$s'_t = (C'_t, h'_t) = R'_{\text{LSTM}}(s'_{t-1}, y_{t-1})$$

where  $s_t$  ( $s'_t$ ) is the  $t$ th state,  $C_t$  ( $C'_t$ ) is the memory-cell states, and  $h_t$  ( $h'_t$ ) is the output state and  $R_{\text{LSTM}}$  ( $R'_{\text{LSTM}}$ ) is the LSTM networks for the question (answer). The output would be  $\mathbf{m} = (Q_e, A_e)$  where  $Q_e = (h_1, h_2, \dots, h_t)$ ,  $A_e = (h'_1, h'_2, \dots, h'_t)$ . Finally, we concatenate the question and answer vectors, pass them through a final layer which uses the sigmoid activation function  $\sigma = \frac{1}{1+e^{-x}}$ , and obtain predicted likelihood for the answer being the correct one for the question. Fig. 1 shows an overview of the layers.

**The CNN model.** CNNs are special feed-forward neural networks with fully connected layers and consisting of convolutional and pooling layers. These specialized layers are useful for finding strong local information present within the input regardless of the position of the signals, e.g., in a QA task, a sentence may contain a key phrase that strongly indicates it as the answer to a question. In NLP, a CNN network



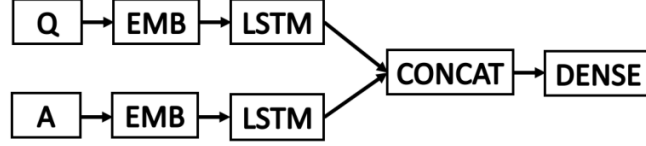


Figure 1: Recurrent Neural Network Model

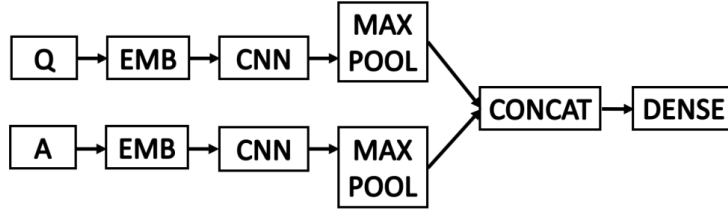


Figure 2: Convolutional Neural Network Model

first takes a sequence of words and applies a filter over each  $n$ -gram of the sequence obtained by a sliding window of  $k$  words. The filter transforms the  $n$ -gram into a  $d$ -dimensional vector that captures important properties of the words. Finally, the pooling layer combines all the  $d$ -dimensional vectors into one single  $d$ -dimensional vector by taking a max or average operation over each dimension of the vector. This final vector is then used for further processing in the neural network since it now contains some of the most important local information in the entire sequence.

Our CNN model uses the convolutional and pooling layers to represent the question and answer phrases. We also use a dropout layer to regulate the weights and avoid overfitting. For each question and answer sequence, the convolution layer applies a kernel across the sequence, transforms it using a filter, passes through a max-pooling layer to obtain the element-wise maximum, and finally passes through an output layer which returns a prediction.

The convolution and max-pooling layers for each question  $\vec{x}$  and answer  $\vec{y}$  is:

$$Q_i^c = f\left(W^T \vec{x}_{i:i+k-1} + \vec{b}\right) \text{ and } A_i^c = f\left(W^T \vec{y}_{i:i+k-1} + \vec{b}\right)$$

$$Q_k^v = \max_{1 < i < m} Q_i^c[k] \text{ and } A_i^v = \max_{1 < i < m} A_i^c[k]$$

where  $k$  is the window size,  $f$  is the  $\text{relu}$  activation function  $f(x) = \max\{0, x\}$ ,  $W$  is the filter vector that performs the linear transformation and  $\vec{b}$  is the bias parameter of the network. Finally, the output layers are the same as for the RNN model. Fig. 2 shows an overview of the layers.

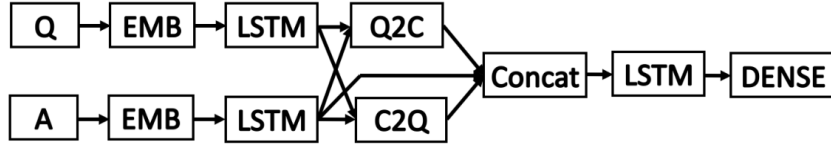


Figure 3: Modified Bidirectional Attention Flow Model

**BiDAF Model.** The BiDAF model was proposed for the SQuAD dataset for span-level QA tasks [23]. The original model was used to find the start and end indices of the answer to a question within a context paragraph: The question and context paragraphs are first converted to vectors using both word and character embeddings then combined to form a phrase embedding using LSTM. The question and context paragraphs are then combined to produce a set of query-aware vectors for every word in the context. Finally, another LSTM is used to scan the context paragraph, and the output layer produces the start and end indices for the question.

For our sentence-level task, we modify the original BiDAF model slightly. We use the candidate sentences as the context in the original model, eliminate the use of character-embeddings, and output only the probability of the answer sentence being the correct answer to the question. Fig. 3 shows an overview of the layers.

The word and phrasal embedding layers are similar to the RNN model in using LSTM, whose result contains the matrix representations of a question  $\mathbf{q}$  and a candidate answer  $\mathbf{a}$ . Following that, Q2C and C2Q are two layers that compute the “attention” for the question and answer which is essentially the interaction between question and answers. More formally, we use  $U_{:i}$  to indicate the  $i$ th column vector of any matrix  $U$ . The bidirectional attention is determined by a *similarity matrix*  $S_{j,k}$  between the  $j$ th answer word and the  $k$ th question word, defined as  $S_{j,k} = \alpha(\mathbf{a}_{:j}, \mathbf{q}_{:k})$  where  $\alpha(\vec{a}, \vec{q})$  is a trainable scalar function that represents the similarity between vectors  $\vec{a}, \vec{q}$ . The Q2C, or query to context layer, signifies which answer words have the closest similarity to one of the question words. The C2Q, or context to query layer, determines which question words are the most relevant to each answer word. The exact definition of  $S_{j,k}$  and Q2C, C2Q can be found in [23].

The Q2C and C2Q are then concatenated with the answer embedding to output query-aware vector representations of the context words; it takes the form of a matrix  $G$ , whose  $j$ th column is

$$G_j = \beta(A_{:j}, \tilde{Q}_{:j}, \tilde{A}_{:j})$$

where  $\beta$  is a trainable function that combines the three representations. The result is then passed on to one more LSTM layer to output representation matrix  $\mathbf{m}$ , and finally to the output layer which predicts the probability of  $\mathbf{a}$  being the answer of  $\mathbf{q}$ .

## 5 Experiments

### 5.1 Experiment Setup

We performed experiments for each of the baseline, RNN, CNN and BiDAF model. For any dataset, we use 70% of the samples for training and 30% for testing. Out of the 70% training data points, 10% will be used as the validation set for monitoring overfitting. At each epoch, the model trains on the training sets and calculates the loss and accuracy concerning both the training and validation set. If the validation loss is much higher than the training loss and the validation accuracy is much lower than training accuracy, then we can conclude that the model is overfitting to the training set and will need to modify our model accordingly.

We used the GloVe word vectors (dimension  $d = 100$ ) for training the SQuAD models, and both GloVe and word2vec vectors for the BibleQA models where the word2vec vectors ( $d = 200$ ) are trained on 4 versions of the Bible. The loss function that our models will learn to minimize is the *binary cross entropy*, defined as:

$$L(\Theta) = -\frac{1}{N} \sum_{i=1}^N (y_i \cdot \log(p_i) + (1 - y_i) \cdot \log(1 - p_i))$$

where  $\Theta$  is the set of parameters,  $N$  represents the number of training instances,  $p_i$  is the probability of class 1,  $1 - p_i$  is the probability of class 0, and  $y_i \in \{0, 1\}$  is the true label of the  $i$ th observation. Here, the value of  $p_i$  is found by the probability of the activation layer using a sigmoid activation: For weight vector  $\Theta$  and input vector  $\vec{x}$ ,  $p_i = \frac{1}{1 + e^{-\Theta \cdot \vec{x}}}$ .

We used the *adaptive gradient* (AdaGrad) optimizer to train the neural networks, which is a modified stochastic gradient with per-parameter learning rate [8]. The learning rate of a model determines the rate of update between each iteration of backpropagation. AdaGrad allows the learning rate to adapt based on the parameters. It performs larger updates for infrequent parameters and smaller updates for frequent parameters, and often improves convergence in tasks where the data is sparse – such as NLP and image recognition. Let  $g_\tau = \nabla L(\Theta)$  be the gradient at iteration  $\tau$ . The per-parameter update for AdaGrad uses the following formula:

$$\Theta_{\tau+1} = \Theta_\tau - \frac{\eta}{\sqrt{G_{\tau,\tau}}} g_\tau$$

where  $\eta$  is the learning rate, and  $G_{\tau,\tau} = \sum_{j=1}^{\tau} g_{j,\tau}^2$  produces a scaling factor for the parameter  $\Theta_\tau$ . This leads to a different learning rate update for each parameter based on the scaling factor and the learning process is adaptive.

For our experiments, we will use two metrics to evaluate their performance: (1) *F1 score*, a widely-used accuracy indicator, is defined as  $F_1 = 2PR/(P + R)$  where  $P$  and  $R$  are precision and recall, resp. (2) *Mean reciprocal rank* (MRR) which commonly measures accuracy of ranked outputs, and is applicable here as we are essentially ranking the candidate sentences for each question. MRR is defined as  $\frac{1}{n} \sum_{i=1}^n \text{rank}_i^{-1}$  where  $n$  is the number of questions and  $\text{rank}_i$  is the rank of the correct answer of the  $i$ th question.

Model	Transferred Weights	F1	MRR
Baseline	No	0.35	0.59
RNN	No	0.45	0.56
	Yes	<b>0.54</b>	<b>0.61</b>
CNN	No	0.39	0.58
	Yes	0.48	0.53
BiDAF	No	0.40	0.59
	Yes	0.48	0.53

Table 1: Model Comparison Before and After Weight Transfer

## 5.2 Experiment 1: Transfer Learning Parameter Tuning

**Goal and method.** The first experiment investigates the effect of transfer learning on the model accuracy. We pre-train the model on the SQuAD dataset and compare that with training only on BibleQA. For each model, 1) we first run the model on BibleQA to obtain a set results. 2) Then, we train the same model on SQuAD to obtain the trained weights. 3) Finally, we run the model on BibleQA once again using the trained weights from SQuAD and perform weight fine-tuning once again. We then compare the results of each model to see whether there are improvements from before using the transferred weights. We tune parameters such as learning rate and epoch to find the best performing model. We find that a learning rate of  $\eta = 0.001$  worked the best for the RNN and BiDAF model, and  $\eta = 0.0001$  for the CNN model. We use an early stopping mechanism for determining the optimal number of epochs trained, which monitors the validation loss at each epoch and stops the training once the model stops improving. We set the patience to 10, which means that the model will wait for 10 epochs before terminating the training. Optimal results are achieved with 20 to 30 epochs.

**Results and analysis.** Table 1 contains the results we obtained from before and after the weight transfer. We can see that using the transferred weight improves the F1 results by 0.08 to 0.09 (which is around 20%-30% improvement). This shows that just as we hypothesized, pre-training had a positive effect on the training accuracy. However, while the F1 score increases with transferring weights, the MRR of the model decreased by 0.05 and 0.06 for the CNN and BiDAF model, with only the RNN model increasing by 0.05. This was surprising as it is often assumed that there is a correlation between different evaluation measures – that a higher F1 would also result in a higher MRR. By considering what the MRR is measuring, it seems that these models had a higher average ranking for the correct output. However since these models also had lower F1, they are less likely to choose the correct answer as the top ranking answer. So while the models improved the F1 score, it is choosing the correct output more often, but it also ranks the correct answer lower in the cases where the model incorrectly predicts the results. This is an interesting phenomenon and will be worth looking into in the future. Out of the three models, the RNN model performs the best overall with the highest F1 score both before and after weight transfer, and the highest MRR after weight transfer.

### 5.3 Experiment 2: Answer Context Length

**Goal and method.** The second experiment aims to find the variation of prediction results by changing the length of the answer context, or in other words, the number of candidate sentences for each question. During the dataset construction phase, after we identify the verse that corresponds to the correct answer to a question, we include a different number of context verses surrounding the correct answer. We created three types of datasets this way: BibleQA-3, BibleQA-10, and BibleQA-chapter. For BibleQA-3 and BibleQA-10, we included 3 and 10 verses surrounding the true verse respectively as candidates. For the chapter version, we included all verses from the same chapter that usually ranges from 10 to 60 verses. Each RNN, CNN, and BiDAF model was tuned on BibleQA-3 for the maximal accuracy result, and subsequently, the same model was used for the prediction for BibleQA-10 and BibleQA-chapter. For all datasets, we included all four Bible translations: KJV, ASV, YLT and WEB.

**Results and analysis.** We used the tuned models from the last experiment for training each dataset, which compares the effect of changing the length of the context has on the model accuracy. Table 2 describes the results among the three datasets with different answer context lengths. Across all three datasets, the CNN model performs the best using the F1 measure, while BiDAF generally has the best MRR score. This echoes the interesting phenomenon as mentioned above as to why certain models would have a higher F1 score but lower MRR than others. Once again, more investigation is needed.

For the shortest context with three verses, all the models significantly improve on the baseline by 0.13 to 0.19 F1, with the best results from the RNN model on both F1 and MRR. As the context length increases to 10 verses, the model accuracy significantly decreases, improving only 0.03 to 0.05 of the F1 score from the baseline model. The RNN drops its performance compared to others, and CNN rises as the model with the highest F1, but BiDAF becomes the model with the highest MRR. Finally, in the longest context length of using the entire chapter, the models perform at around the same level as the baseline model, if not worse.

This shows that the models are not yet able to be used for longer contexts. A larger dataset and longer training time could be used to train a more robust model that can deal with longer context lengths in the future.

### 5.4 Experiment 3: Translation Version

**Goal and method.** The third experiment focuses on the differences among various English translations of the Bible. As mentioned above, we used 4 English translations in training the word vectors creating the dataset. Each of these translations varies in their translation philosophy, as well as the modernity of their language. YLT is the most literal English translation of the original languages. The other three translations are roughly the same in their translation philosophy in that they are not as literal as YLT, but also strive to truthfully capture the original meaning. Ordering them by modernity, KJV was the oldest translation being published 400 years ago, while WEB is the most recent at 2000. The literality of the translations could affect the sentence representations, as they could choose to use certain words for translation that are a more direct

Dataset	Mode	F1	MRR
BibleQA-3	Baseline	0.35	0.58
	RNN	<b>0.54</b>	<b>0.61</b>
	CNN	0.48	0.53
	BiDAF	0.48	0.53
BibleQA-10	Baseline	0.11	0.30
	RNN	0.14	0.30
	CNN	<b>0.16</b>	0.28
	BiDAF	0.14	<b>0.32</b>
Chapter	Baseline	<b>0.05</b>	<b>0.15</b>
	RNN	0.02	0.14
	CNN	<b>0.05</b>	<b>0.15</b>
	BiDAF	0.04	0.14

Table 2: Comparison between BibleQA-3, BibleQA-10 and BibleQA-Chapter for different models

translation of the intended meaning. The modernity of the language could also affect the word vector, since older translations are likely to contain obsolete words that are no longer used, and therefore the word vectors may not necessarily capture an accurate representation. We want to compare whether the model prediction changes based on the level of literal translation, or by the language modernity. For this experiment, we create four further datasets, each only using one particular translation. We use the format of BibleQA-10, and select 10 candidate verses for each question. We use the same three models, and compare the result for each translation individually.

**Results and analysis.** Table 3 compares the results for each translation within each model. Looking at both F1 and MRR scores, WEB achieves the best performance, having the top MRR result for RNN and the top F1 score for CNN/BiDAF. This suggests that using a translation with more modern language can be beneficial for the QA process, and it could be the case that the word vectors used were able to capture more accurate meanings.

The KJV translation follows the WEB translation and has the highest performance for the RNN model using the F1 measure, as well as for the CNN model under MRR. The high performance was surprising, as we expected that for a translation such as KJV, some of the archaic language used in the translation could have been a deterrent for learning useful word vectors. It turns out that despite the choice of English words, the KJV still may perform relatively well in NLP tasks.

The YLT has the highest MRR result for the BiDAF model. However, the variance is not large enough for the result to be significant, and YLT does not perform particularly well in any other models. From this, we conclude that the translation philosophy and the level of literalness do not necessarily play a dominant role in training QA system.

Dataset	Mode	F1	MRR
RNN	KJV	<b>0.17</b>	0.30
	ASV	0.14	0.29
	YLT	0.09	0.31
	WEB	0.12	<b>0.32</b>
	Combined	0.14	<b>0.32</b>
CNN	KJV	0.13	<b>0.35</b>
	ASV	0.14	0.28
	YLT	0.14	0.29
	WEB	<b>0.16</b>	0.26
	Combined	0.16	0.28
BiDAF	KJV	0.11	0.28
	ASV	0.10	0.29
	YLT	0.11	0.30
	WEB	<b>0.16</b>	0.28
	Combined	0.14	<b>0.32</b>

Table 3: Translation comparison for each model. The bolded figures represent the highest score for each model

## 6 Conclusions and Future Work

In this paper, we leverage transfer learning techniques to study domain adaptation in QA tasks using the BibleQA dataset. Transferring the weights from the much larger SQuAD dataset has a noticeable improvement in the model accuracy. This showed the potential of using transferred weights for this particular task. We also find that RNN was the best performing model, while BiDAF did not perform as well as expected despite being the most complicated model. This suggests that simpler architectures can still sometimes achieve relatively good results.

When increasing the number of candidate sentences to choose from as answers to questions, unsurprisingly, the model performances deteriorates. Comparing different Bible translations that vary in degrees of literalness in translation as well as the modernity of language, we find that the World English Bible gives the best results, followed by the King James Version. The modernity of the language may be attributed to the good performance of WEB. At the same time, although KJV was written centuries ago and uses different words than we do now, it is still able to produce useful results. Furthermore, Young’s Literal Translation being the most literal translation does not perform particularly well. We conclude that the translation philosophy, and how literal a translation is, does not necessarily improve the results.

Our system has certain limitations, and here we will suggest some potential improvements and direction for future research. The implementation of the BiDAF model was entirely dependent on the DeepQA library, which has very recently been deprecated. The researchers behind DeepQA has ported the library to PyTorch<sup>4</sup> which they have found to be better for NLP research. In the future, it could be worthwhile to

<sup>4</sup> <http://pytorch.org/>

consider implementation using PyTorch instead of Keras, and to use reliable and stable software frameworks. The sentence encoding methods used in our models are still relatively simple, in particular, the RNN and the CNN models. The main issue with our current method of encoding is that it mostly only takes into consideration the semantics of the sentences, and not as much the syntax. While it is a simple method that has shown to have worked relatively well, to achieve better accuracy we could consider incorporating an encoding scheme which considers both the syntax and the semantics, such as the treeLSTM [24] or an ensemble of different encoding schemes. The domain adaptation methods used in our systems was also a simple approach which only involves pre-training the weights and transferring the weights. More exploration into improving the transfer learning method could be beneficial. For example, transferring only the weights of certain layers or tuning them at different learning rates. As transfer learning becomes more widely used in NLP research, we expect that more effective methods would emerge that can improve the system. The accuracy of the model is highly dependent on the quality of the dataset. The BibleQA dataset we created was had only 886 distinct question. Extending the size of the dataset is also a worthwhile task in the future, that can be done by manually adding more questions, combining with other sources of Bible questions, or potentially leveraging techniques that could automatically generate questions based on a text.

## References

- [1] Željko Agić, Dirk Hovy, and Anders Søgaard. If all you have is a bit of the bible: Learning pos taggers for truly low-resource languages. In *The 53rd Annual Meeting of the Association for Computational Linguistics and the 7th International Joint Conference of the Asian Federation of Natural Language Processing (ACL-IJCNLP 2015)*, 2015.
- [2] Amittai Axelrod, Xiaodong He, and Jianfeng Gao. Domain adaptation via pseudo in-domain data selection. In *Proceedings of the conference on empirical methods in natural language processing*, pages 355–362. Association for Computational Linguistics, 2011.
- [3] John Blitzer, Mark Dredze, Fernando Pereira, et al. Biographies, bollywood, boom-boxes and blenders: Domain adaptation for sentiment classification. In *ACL*, volume 7, pages 440–447, 2007.
- [4] John Blitzer, Ryan McDonald, and Fernando Pereira. Domain adaptation with structural correspondence learning. In *Proceedings of the 2006 conference on empirical methods in natural language processing*, pages 120–128. Association for Computational Linguistics, 2006.
- [5] Marco Büchler, Philip R Burns, Martin Müller, Emily Franzini, and Greta Franzini. Towards a historical text re-use detection. In *Text Mining*, pages 221–238. Springer, 2014.



- [6] David Daniell. *The Bible in English: Its history and influence*. Berghahn Books, 2003.
- [7] Jia Deng, Wei Dong, Richard Socher, Li-Jia Li, Kai Li, and Li Fei-Fei. Imagenet: A large-scale hierarchical image database. In *Computer Vision and Pattern Recognition, 2009. CVPR 2009. IEEE Conference on*, pages 248–255. IEEE, 2009.
- [8] John Duchi, Elad Hazan, and Yoram Singer. Adaptive subgradient methods for online learning and stochastic optimization. *Journal of Machine Learning Research*, 12(Jul):2121–2159, 2011.
- [9] Shira Faigenbaum-Golovin, Arie Shaus, Barak Sober, David Levin, Nadav Na’aman, Benjamin Sass, Eli Turkel, Eli Piasezky, and Israel Finkelstein. Algorithmic handwriting analysis of judah’s military correspondence sheds light on composition of biblical texts. *Proceedings of the National Academy of Sciences*, 113(17):4664–4669, 2016.
- [10] David Ferrucci, Eric Brown, Jennifer Chu-Carroll, James Fan, David Gondek, Aditya A Kalyanpur, Adam Lally, J William Murdock, Eric Nyberg, John Prager, et al. Building watson: An overview of the deepqa project. *AI magazine*, 31(3):59–79, 2010.
- [11] Xavier Glorot, Antoine Bordes, and Yoshua Bengio. Domain adaptation for large-scale sentiment classification: A deep learning approach. In *Proceedings of the 28th international conference on machine learning (ICML-11)*, pages 513–520, 2011.
- [12] Sepp Hochreiter and Jürgen Schmidhuber. Long short-term memory. *Neural computation*, 9(8):1735–1780, 1997.
- [13] Wei Hu. Unsupervised learning of two bible books: Proverbs and psalms. *Sociology Mind*, 2(03):325, 2012.
- [14] Mohit Iyyer, Jordan L Boyd-Graber, Leonardo Max Batista Claudino, Richard Socher, and Hal Daumé III. A neural network for factoid question answering over paragraphs. In *EMNLP*, pages 633–644, 2014.
- [15] Ankit Kumar, Ozan Irsoy, Peter Ondruska, Mohit Iyyer, James Bradbury, Ishaan Gulrajani, Victor Zhong, Romain Paulus, and Richard Socher. Ask me anything: Dynamic memory networks for natural language processing. In *International Conference on Machine Learning*, pages 1378–1387, 2016.
- [16] Mateusz Malinowski, Marcus Rohrbach, and Mario Fritz. Ask your neurons: A neural-based approach to answering questions about images. In *Proceedings of the IEEE international conference on computer vision*, pages 1–9, 2015.
- [17] Tomas Mikolov, Kai Chen, Greg Corrado, and Jeffrey Dean. Efficient estimation of word representations in vector space. *arXiv preprint arXiv:1301.3781*, 2013.

- [18] Sewon Min, Minjoon Seo, and Hannaneh Hajishirzi. Question answering through transfer learning from large fine-grained supervision data. *arXiv preprint arXiv:1702.02171*, 2017.
- [19] Maxime Oquab, Leon Bottou, Ivan Laptev, and Josef Sivic. Learning and transferring mid-level image representations using convolutional neural networks. In *Proceedings of the IEEE conference on computer vision and pattern recognition*, pages 1717–1724, 2014.
- [20] Jeffrey Pennington, Richard Socher, and Christopher Manning. Glove: Global vectors for word representation. In *Proceedings of the 2014 conference on empirical methods in natural language processing (EMNLP)*, pages 1532–1543, 2014.
- [21] Stephen R Prothero. *Religious literacy: What every American needs to know—and doesn't*. HarperSanFrancisco San Francisco, CA, 2007.
- [22] Pranav Rajpurkar, Jian Zhang, Konstantin Lopyrev, and Percy Liang. Squad: 100,000+ questions for machine comprehension of text. *arXiv preprint arXiv:1606.05250*, 2016.
- [23] Minjoon Seo, Aniruddha Kembhavi, Ali Farhadi, and Hannaneh Hajishirzi. Bidirectional attention flow for machine comprehension. *arXiv preprint arXiv:1611.01603*, 2016.
- [24] Kai Sheng Tai, Richard Socher, and Christopher D Manning. Improved semantic representations from tree-structured long short-term memory networks. *arXiv preprint arXiv:1503.00075*, 2015.
- [25] Michael Tschuggnall and Günther Specht. From plagiarism detection to bible analysis: The potential of machine learning for grammar-based text analysis. In *Joint European Conference on Machine Learning and Knowledge Discovery in Databases*, pages 245–248. Springer, 2016.
- [26] Ellen M Voorhees et al. The trec-8 question answering track report. In *Trec*, volume 99, pages 77–82, 1999.
- [27] Di Wang and Eric Nyberg. A long short-term memory model for answer sentence selection in question answering. In *Proceedings of the 53rd Annual Meeting of the Association for Computational Linguistics and the 7th International Joint Conference on Natural Language Processing (Volume 2: Short Papers)*, volume 2, pages 707–712, 2015.
- [28] Mengqiu Wang and Christopher D Manning. Probabilistic tree-edit models with structured latent variables for textual entailment and question answering. In *Proceedings of the 23rd International Conference on Computational Linguistics*, pages 1164–1172. Association for Computational Linguistics, 2010.
- [29] Mengqiu Wang, Noah A Smith, and Teruko Mitamura. What is the jeopardy model? a quasi-synchronous grammar for qa. In *EMNLP-CoNLL*, volume 7, pages 22–32, 2007.

- [30] Georg Wiese, Dirk Weissenborn, and Mariana Neves. Neural domain adaptation for biomedical question answering. *arXiv preprint arXiv:1706.03610*, 2017.
- [31] Zhilin Yang, Junjie Hu, Ruslan Salakhutdinov, and William W Cohen. Semi-supervised qa with generative domain-adaptive nets. *arXiv preprint arXiv:1702.02206*, 2017.
- [32] Xuchen Yao, Benjamin Van Durme, Chris Callison-Burch, and Peter Clark. Answer extraction as sequence tagging with tree edit distance. In *HLT-NAACL*, pages 858–867, 2013.
- [33] Lei Yu, Karl Moritz Hermann, Phil Blunsom, and Stephen Pulman. Deep learning for answer sentence selection. *arXiv preprint arXiv:1412.1632*, 2014.
- [34] Matthew D Zeiler and Rob Fergus. Visualizing and understanding convolutional networks. In *European conference on computer vision*, pages 818–833. Springer, 2014.