

An analytic implementation of the IR-resummation for the BAO peak

Matthew Lewandowski¹ and Leonardo Senatore^{2,3}

¹ *Institut de physique théorique, Université Paris Saclay,
CEA, CNRS, 91191 Gif-sur-Yvette, France*

² *Stanford Institute for Theoretical Physics,
Stanford University, Stanford, CA 94306*

³ *Kavli Institute for Particle Astrophysics and Cosmology,
Physics Department and SLAC, Menlo Park, CA 94025*

October 30, 2018

Abstract

We develop an analytic method for implementing the IR-resummation of [1], which allows one to correctly and consistently describe the imprint of baryon acoustic oscillations (BAO) on statistical observables in large-scale structure. We show that the final IR-resummed correlation function can be computed analytically without relying on numerical integration, thus allowing for an efficient and accurate use of these predictions on real data in cosmological parameter fitting. In this work we focus on the one-loop correlation function and the BAO peak. We show that, compared with the standard numerical integration method of IR-resummation, the new method is accurate to better than 0.2%, and is quite easily improvable. We also give an approximate resummation scheme which is based on using the linear displacements of a fixed fiducial cosmology, which when combined with the method described above, is about six times faster than the standard numerical integration. Finally, we show that this analytic method is generalizable to higher loop computations.

Contents

1	Introduction	3
2	Decomposition of the power spectrum	6
3	An analytic implementation of the IR-resummation	7
3.1	Decomposition of the correlation function	7
3.2	Tree-level resummation	8
3.3	One-loop resummation	10
4	Evaluation strategies	12
4.1	Exact evaluation	12
4.2	Saddle-point approximation	13
4.3	Fixed-displacements approximation	15
5	Results and conclusion	19
A	IR-resummation expressions	24
B	Subleading corrections to the wiggle/no-wiggle method	25
B.1	Derivation of wiggle/no-wiggle from the IR-resummation	25
B.2	Subleading corrections	27
B.2.1	Smooth part	27
B.2.2	Peak part	28
C	One-loop power spectrum	31
D	Higher loops	33
E	Recursion relations	35

1 Introduction

Upcoming large-scale structure (LSS) surveys have the potential to be the next leading sources of cosmological information. This is because the amount of information contained in these three-dimensional surveys scales roughly like k_{max}^3 , where k_{max} is the maximum wavenumber that is under theoretical control. This is to be contrasted with the amount of information in two-dimensional measurements, like the cosmic microwave background (CMB), which scales like k_{max}^2 . Unfortunately, for the CMB, there is a physical upper limit for k_{max} due to Silk damping that makes it difficult to improve the reach by a large amount beyond already existing analyses. Thus, we are compelled to have a strong theoretical understanding of gravitational clustering at the highest wavenumber (or smallest length scales) possible. In order to do this, the Effective Field Theory of Large-Scale Structure (EFTofLSS) was introduced [2, 3] and subsequently developed [4–10, 1, 11–38] to consistently describe clustering observables in the mildly non-linear regime. This list includes studies of the dark-matter power spectrum, bispectrum, and trispectrum, lensing, redshift space distortions, biased tracers, the baryon acoustic oscillation (BAO) peak, the effects of baryons and massive neutrinos, dark energy, and non-gaussianity, thus putting the EFTofLSS in a position to be able to be applied directly to the analysis of survey data.

In general, cosmological perturbation theory is a loop expansion, using Green’s functions, which accounts for the effects of the non-linear evolution of initial conditions (see [39] for a review of standard perturbation theory (SPT)). The loop corrections involve integrals over intermediate momenta, and in particular, over short-scale (i.e. ultraviolet or UV) momenta for which the equations of the theory are not specifically known. To account for the unknown physics at short scales, the EFTofLSS introduces counterterms which allow for the effects of UV modes on large-scale observables to be consistently incorporated in the perturbative expansion. Once this is done, the result is a controlled expansion in k/k_{NL} , where k_{NL} is the strong coupling scale of the EFT (or equivalently the non-linear scale of structure formation). For modes with $k \lesssim k_{\text{NL}}$, observables can be predicted to higher and higher accuracy (up to non-perturbative effects) by including more and more loops.

The perturbative expansion can be done in two main frameworks: Eulerian perturbation theory or Lagrangian perturbation theory (see [39] for reviews of these approaches in SPT). Most of the developments in the EFTofLSS have been presented in the Eulerian framework, although there have been some developments in the Lagrangian framework [6, 40]. The main difference between the two is that the fundamental quantities in Eulerian perturbation theory are local fields (like the over-density $\delta(\vec{x})$ and velocity $v^i(\vec{x})$) in the fluid picture, whereas Lagrangian perturbation theory expands around a fluid element’s full trajectory. Because of this, the Eulerian picture is not as good at describing bulk (i.e. infrared or IR) displacement effects. While the EFTofLSS in the Eulerian picture correctly deals with the UV and improves the maximum reach in k space, it has been known that it does not converge rapidly when describing the BAO peak (see for example [41]), see Fig. 1. This is due to Eulerian perturbation theory’s expanding in the long displacements, which for our universe are order one, and so convergence is slow at best.

More specifically, we can look at the parameters that are relevant to the loop expansion of Eulerian perturbation theory [1, 21, 42]

$$\epsilon_{s<}(k) \equiv k^2 \int_0^k \frac{d^3 k'}{(2\pi)^3} \frac{P_{11}(k')}{k'^2}, \quad \epsilon_{\delta<}(k) \equiv \int_0^k \frac{d^3 k'}{(2\pi)^3} P_{11}(k'), \quad \text{and} \quad \epsilon_{s>}(k) \equiv k^2 \int_k^\infty \frac{d^3 k'}{(2\pi)^3} \frac{P_{11}(k')}{k'^2}, \quad (1.1)$$

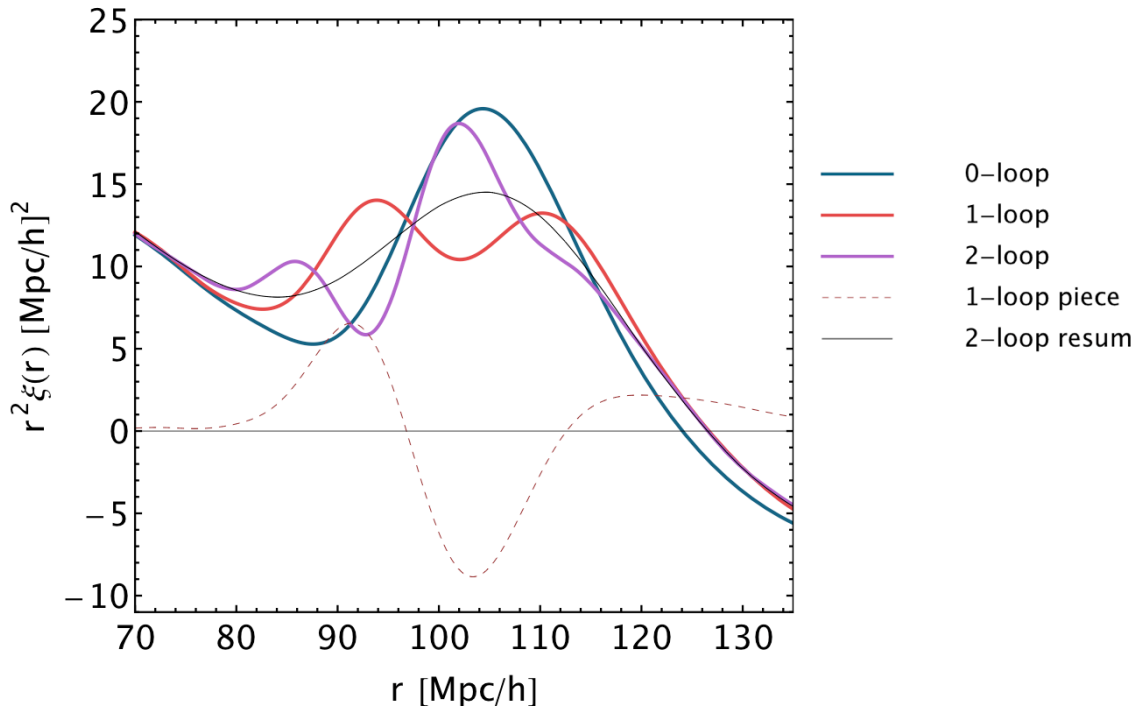


Figure 1: The BAO peak in Eulerian perturbation theory at tree level (dark blue), one loop (red), and two loops (purple), along with the individual one-loop contribution (dashed red). We see that the convergence is quite slow since the difference between the tree-level and one-loop curves is about the same as the difference between the one-loop and two-loop curves. In this plot, we also show the two-loop resummed correlation function (thin black) as a proxy for the correct answer, see Sec. 5 for a more thorough discussion.

where $\langle \delta^{(1)}(\vec{k}) \delta^{(1)}(\vec{k}') \rangle = (2\pi)^3 \delta_D(\vec{k} + \vec{k}') P_{11}(k)$ defines the linear power spectrum P_{11} in terms of the linear solution $\delta^{(1)}(\vec{k})$. As is evident in eq. (1.1), $\epsilon_{s<}$ is related to IR displacements, $\epsilon_{\delta<}$ is related to IR density fluctuations, and $\epsilon_{s>}$ is related to UV displacements. Eulerian perturbation theory expands equally in all three of these parameters. However, linear displacements make $\epsilon_{s<}$ order one on the scales of interest, which affects the success of perturbation theory for describing the BAO peak and non-IR-safe quantities.¹ When computing equal-time correlation functions, it is known that effects from deep IR modes must cancel [43–45, 5]. However, for IR modes around the scale of the BAO oscillations, this cancellation does not happen, and because $\epsilon_{s<}^{\text{BAO}}$ is large, the perturbative expansion fails to capture the BAO oscillations.

To deal with this, a controlled, hybrid Eulerian and Lagrangian picture IR-resummation was developed [1] (see also [46, 28, 47] for related work). The IR-resummation is a method to treat fully non-linearly the effects of IR displacements and resum the parameter $\epsilon_{s<}$ (for recent related methods, see [21, 40, 48, 49, 35, 50], and for earlier reconstruction methods, see for example [51, 52]). In summary, the correlation function at all orders in $\epsilon_{s<}$ and expanded to order N in

¹For IR-safe quantities, the relevant parameter is actually $\epsilon_{s<}^{\text{BAO}}$, which is defined the same as $\epsilon_{s<}$ in eq. (1.1), but with the integral going from $k_{\text{BAO}} \sim 2\pi/\ell_{\text{BAO}}$ (where $\ell_{\text{BAO}} \approx 100 h^{-1} \text{Mpc}$ is the position of the BAO peak) to k . Quantitatively, $\epsilon_{s<}^{\text{BAO}} \simeq \epsilon_{s<}$.

$\epsilon_{\delta <}$ is given by,²

$$\xi(r)|_N = \sum_{j=1}^N \int d^3q \xi_j^E(q) R_{N-j}(\vec{r} - \vec{q}, \vec{r}), \quad (1.2)$$

where $\xi_j^E(q)$ is the j -th order contribution to the Eulerian correlation function, and the kernels R_{N-j} contain the information about the long wavelength displacements: the form of the kernels R_{N-j} is derived from the Lagrangian picture [1, 47]. Many more details are given in the rest of the paper (see App. A), but now we wish to stress one main point about the form of eq. (1.2). In order to use eq. (1.2), one must first compute the standard Eulerian loops to compute the j -th order piece $\xi_j^E(q)$, then one must do another integral (which turns out to be a one-dimensional integral over dq) to apply the IR-resummation. Typically, these integrals have been done numerically, but this can be rather slow, especially for higher loops and in redshift space. Ultimately, in order to make this method much more useful for data analyses, it is convenient to have a faster method: speeding up the computation of eq. (1.2) is the main goal of this paper.

It is worth noting that other fast and analytic (or at least semi-analytic), methods of resumming the long-wavelength displacements have also been developed, see for example [21, 48, 49]. These methods rely on breaking the power spectrum into a smooth part and a wiggle part, which drastically simplifies the expressions of [1] for the full resummation. While this allows for a fast computation, the procedure of splitting the power spectrum, along with ignoring certain angular terms, introduces a small error in the computation. These errors, while small, are parametrically different from the parameters in which we expand in the EFT and in general are only recovered thanks to the slow convergence of the non-resummed perturbation theory. By using the exact formulas, though, one can just dispense with this issue. See App. B for further discussion on this issue.

To accomplish our goal, we start with the fast computation of the power spectrum, which uses the FFTLog and dimensional regularization to compute the Eulerian loops [53–58]. The end result of this procedure is that one decomposes the linear power spectrum P_{11} into a sum of complex power laws, and for each power law, the one-loop integrals can be done analytically. Using this, we show that, for each of the complex power laws in which P_{11} is decomposed, the integrals in eq. (1.2) can be done analytically. Thus, the resulting expression for the IR-resummation does not contain any numerical integrals, and we are left with a sum over analytical functions weighted by the coefficients of the decomposition of P_{11} with the FFTLog. The final method presented in this paper, which is a combination of the fixed-displacements approximation discussed in Sec. 4.3 and the exact evaluation discussed in Sec. 4.1, is about six times faster than the numerical integral technique. The accuracy of our approach depends on a few different approximations. When using the fixed-displacements approximation on cosmologies which have linear power spectra different by a few percent, the error in the one-loop resummation is approximately 0.1%, and the error in the two-loop resummation is less than 0.05% (indeed the error is diminished at each loop order). On the other hand, in order to have the analytical form of the resummation integrals, we have to expand a Γ function in the integrand, and this introduces a systematic, although easily improvable, error. We find that including the first two terms in that Γ function expansion, the result is within 0.2% of the numerical integral technique.

The layout of this paper is as follows. In Sec. 2 we review the decomposition of the power spectrum using the FFTLog. In Sec. 3, we present the analytic IR-resummation for the one-loop

²For the purposes of this paper, we do not distinguish between $\epsilon_{\delta <}$ and $\epsilon_{s >}$, as the effect of both of those is computed perturbatively.

correlation function. In Sec. 4 we give three methods to efficiently evaluate our new formulas: using the exact formulas, using the saddle-point approximation, and expanding around the displacements of a fixed cosmology. Finally, in Sec. 5 we present and discuss our results, compare to the non-linear data of the Dark Sky simulation [59], and conclude.³

2 Decomposition of the power spectrum

Following [53, 56, 57], we can decompose the linear power spectrum as a Fourier series in $\log k$. To reproduce the linear power spectrum at N_{\max} points k_n , equally log-spaced from k_{\min} to k_{\max} , we can write

$$P_{11}(k_n) = \sum_{m=-N_{\max}/2}^{N_{\max}/2} c_m k_n^{-2\nu_m} \quad (2.1)$$

where $-2\nu_m \equiv \nu + i\eta_m$, ν is a fixed real number called the bias, and the expansion coefficients c_m and frequencies η_m are given by

$$c_m = \frac{1}{N} \sum_{l=0}^{N_{\max}-1} P_{11}(k_l) k_l^{-\nu} k_{\min}^{-i\eta_m} e^{-2iml/N}, \quad \eta_m = \frac{2\pi m}{\log(k_{\max}/k_{\min})}. \quad (2.2)$$

This decomposition can be done quickly and efficiently using the FFTLog [56, 53].

With the decomposition given in eq. (2.1), the authors of [57] used the fact that the one-loop integrals (see App. C) for the individual power law terms in P_{11} can be done analytically to write the one-loop power spectrum as a simple matrix multiplication. The end result is that the one-loop contributions P_{13} and P_{22} can be written as (below $\sigma \in \{13, 22\}$),

$$P_{\sigma}(k) = k^3 \sum_{m_1, m_2} c_{m_1} k^{-2\nu_1} M_{\sigma}(\nu_1, \nu_2) k^{-2\nu_2} c_{m_2} \quad (2.3)$$

where we have introduced the shorthand $\nu_i \equiv \nu_{m_i}$, the one-loop matrices M_{σ} are given by

$$M_{22}(\nu_1, \nu_2) = \frac{(\frac{3}{2} - \nu_{12})(\frac{1}{2} - \nu_{12})[\nu_1\nu_2(98\nu_{12}^2 - 14\nu_{12} + 36) - 91\nu_{12}^2 + 3\nu_{12} + 58]}{196\nu_1(1 + \nu_1)(\frac{1}{2} - \nu_1)\nu_2(1 + \nu_2)(\frac{1}{2} - \nu_2)} l(\nu_1, \nu_2), \quad (2.4)$$

$$M_{13}(\nu_1, \nu_2) = \frac{1 + 9\nu_1}{4} \frac{\tan(\nu_1\pi)}{28\pi(\nu_1 + 1)\nu_1(\nu_1 - 1)(\nu_1 - 2)(\nu_1 - 3)}, \quad (2.5)$$

with⁴

$$l(\nu_1, \nu_2) = \frac{1}{8\pi^{3/2}} \frac{\Gamma(\frac{3}{2} - \nu_1)\Gamma(\frac{3}{2} - \nu_2)\Gamma(\nu_{12} - \frac{3}{2})}{\Gamma(\nu_1)\Gamma(\nu_2)\Gamma(3 - \nu_{12})}, \quad (2.6)$$

and we have used the notation $\nu_{12\dots n} \equiv \nu_1 + \nu_2 + \dots + \nu_n$. This expression comes from using dimensional regularization to do the following integral which is present in the one-loop computation [58, 7]

$$\int \frac{d^3q}{(2\pi)^3} \frac{1}{q^{2\nu_1} |\vec{k} - \vec{q}|^{2\nu_2}} \equiv k^{3-2\nu_{12}} l(\nu_1, \nu_2). \quad (2.7)$$

³We have provided the Mathematica notebook developed during this project at the [EFTofLSS repository](#).

⁴Here, the Γ function is given by $\Gamma(s, x) = \int_x^{\infty} dt t^{s-1} e^{-t}$ and $\Gamma(s) \equiv \Gamma(s, 0)$.

Finally, the one-loop counterterm is given by

$$P_{13}^{\text{ct}}(k) = -4\pi c_s^2 \sum_m c_m k^{-2(\nu_m-1)}. \quad (2.8)$$

For details concerning convergence of the loop integrals and the use of eq. (2.7), see App. C. The end result is that, for the simplest application of the above formulas, one should consider $-3 < \nu$, although the adjustments to be made if ν is outside of this range are straightforward [57].

3 An analytic implementation of the IR-resummation

In this section, we focus on the one-loop IR-resummation (expressions related to higher loop expressions can be found in App. D). As mentioned in the Introduction, the standard Eulerian perturbation theory is an expansion in IR density fluctuations $\epsilon_{\delta<}$, IR displacements $\epsilon_{s<}$, and UV displacements $\epsilon_{s>}$, which are all scale dependent [1]. A drawback of this expansion is that the IR displacements become large on the scales of interest, and the Eulerian expansion is unable to correctly describe the BAO oscillations [41]. On the other hand, Lagrangian perturbation theory, which follows individual fluid elements, is much better at describing these bulk motions (see e.g. [46]). With this in mind, [1] developed a hybrid perturbation theory, called the IR-resummation, which treats the linear IR displacements non-perturbatively and then expands the rest as in Eulerian perturbation theory. This procedure resums most of the IR displacements; the effects from the remaining IR displacements, which are expanded in the loop expansion, are then characterized by a new parameter $\tilde{\epsilon}_{s<} \ll 1 \lesssim \epsilon_{s<}$, and so are perturbative and captured order by order in the loop expansion. In this paper, we follow this method to resum the IR modes. Related methods have been proposed in [21, 40, 48, 49, 35, 50].

3.1 Decomposition of the correlation function

In this paper, we will work mostly with the correlation function $\xi(r)$, which is defined by

$$\xi(r) = \int_0^\infty dk \frac{k^2}{2\pi^2} j_0(kr) P(k), \quad (3.1)$$

where $j_0(x) \equiv \sin(x)/x$ is the spherical Bessel function of index 0. It turns out that with the decomposition of the power spectrum given in Sec. 2, we can analytically compute the spherical Bessel transform in eq. (3.1). This is not a surprise, however, since this is how the spherical Bessel transform (SBT) based on the FFTlog works [56]. Using the fact that⁵

$$\int_0^\infty dx j_0(x) x^{2-2\nu_m} = \Gamma(2 - 2\nu_m) \sin(\pi\nu_m), \quad (3.3)$$

we find (letting $2\omega_m = 2\nu_m - 3$ for later convenience),

$$\xi_{11}(r) = \sum_m c_m \tilde{M}_{11}(\nu_m) r^{2\omega_m}, \quad \text{with} \quad \tilde{M}_{11}(\nu_m) \equiv \frac{1}{2\pi^2} \Gamma(2 - 2\nu_m) \sin(\pi\nu_m), \quad (3.4)$$

⁵This is a specific case of the more general identity

$$\int_0^\infty dx j_\mu(x) x^{2-2\nu} = \sqrt{\pi} 2^{1-2\nu} \frac{\Gamma[(3 + \mu - 2\nu)/2]}{\Gamma[(\mu + 2\nu)/2]}, \quad (3.2)$$

where $j_\mu(x)$ is the spherical Bessel function of index μ .

and for the one-loop expressions

$$\xi_\sigma(r) = \sum_{m_1, m_2} c_{m_1} r^{2\omega_1} \tilde{M}_\sigma(\nu_1, \nu_2) r^{2\omega_2} c_{m_2} , \quad (3.5)$$

with

$$\tilde{M}_\sigma(\nu_1, \nu_2) \equiv \frac{1}{2\pi^2} \Gamma(5 - 2\nu_{12}) \cos(\pi\nu_{12}) M_\sigma(\nu_1, \nu_2) . \quad (3.6)$$

Finally, the counterterm contribution is

$$\xi_{13}^{\text{ct}}(r) = -4\pi c_s^2 \sum_m c_m \tilde{M}_{11}(\nu_m - 1) r^{2(\omega_m - 1)} . \quad (3.7)$$

3.2 Tree-level resummation

We start with the tree level resummation; the relevant expressions for the IR-resummation can be found in App. A. We must compute

$$\xi(r)|_0 = \int d^3q R_0(\vec{r} - \vec{q}, \vec{r}) \xi_{11}^{\text{E}}(q) , \quad (3.8)$$

where here and elsewhere, the superscript E stands for Eulerian, meaning that the quantity is the standard one computed in Eulerian perturbation theory expanded in both $\epsilon_{\delta <}$ and $\epsilon_{s <}$. Plugging in the decomposition eq. (3.4) for ξ_{11}^{E} , we can write this as

$$\xi(r)|_0 = \sum_m c_m \tilde{M}_{11}(\nu_m) \tilde{\xi}_{\omega_m}^{(0)}(r) \quad (3.9)$$

where

$$\tilde{\xi}_{\omega_m}^{(0)}(r) \equiv \int d^3q q^{2\omega_m} R_0(\vec{r} - \vec{q}, \vec{r}) = \frac{(2\pi)^{-3/2}}{\sqrt{|A(\vec{r})|}} \int d^3q q^{2\omega_m} \exp \left\{ -\frac{1}{2} (\vec{r} - \vec{q})^i A_{ij}^{-1}(\vec{r}) (\vec{r} - \vec{q})^j \right\} . \quad (3.10)$$

The reason for the superscript (0) will become evident when we compute the one-loop resummation, see eq. (3.26) later for example. To do the integral in eq. (3.10), we shift integration variable to $\vec{q} \rightarrow \vec{r} - \vec{q}$, then use the rotation invariance of the integral to rotate to integration variables which diagonalize A^{-1} (see App. A) to get

$$\tilde{\xi}_{\omega_m}^{(0)}(r) = \frac{(2\pi)^{-3/2}}{\sqrt{|A(\vec{r})|}} \int d^3q (q_1^2 + q_2^2 + (r - q_3)^2)^{\omega_m} \exp \left\{ -\frac{1}{2} (\alpha_0(q_1^2 + q_2^2) + (\alpha_0 + \alpha_2)q_3^2) \right\} , \quad (3.11)$$

where, to avoid clutter, here and below we will often drop the argument r on $\alpha_0(r)$ and $\alpha_2(r)$ because these functions are constant for the purpose of the integrals that we are doing: they should all be evaluated at the external point r . Now, the integrals over q_1 and q_2 can be done analytically. This gives

$$\begin{aligned} \tilde{\xi}_{\omega_m}^{(0)}(r) &= \frac{(2\pi)^{-3/2}}{\sqrt{|A(\vec{r})|}} \int_{-\infty}^{\infty} dq_3 \pi \left(\frac{2}{\alpha_0} \right)^{1+\omega_m} (r - q_3)^{2\omega_m} \Gamma \left(1 + \omega_m, \frac{\alpha_0}{2} (r - q_3)^2 \right) \\ &\quad \times \exp \left\{ -\frac{1}{2} ((\alpha_0 + \alpha_2)q_3^2 - \alpha_0(r - q_3)^2) \right\} . \end{aligned} \quad (3.12)$$

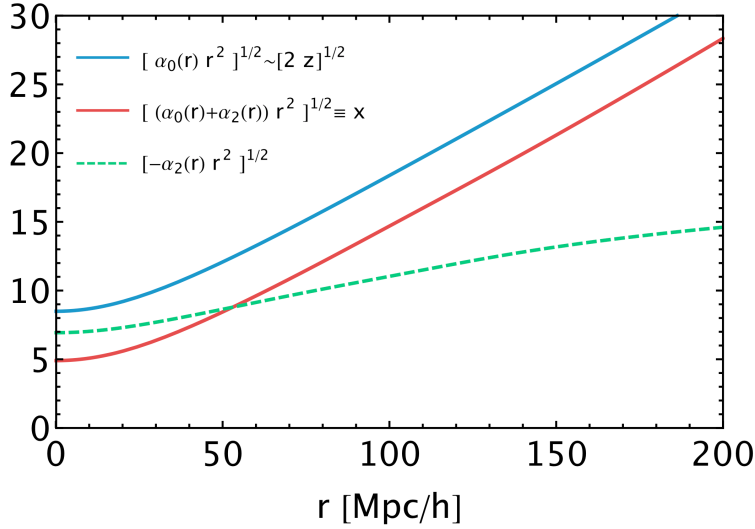


Figure 2: We plot the functions $\alpha_0(r)$ and $\alpha_2(r)$ which are related to the long-wavelength displacements, see App. A, for the cosmology C1 described in Sec. 5. The forms of the functions plotted here are the ones which are most relevant for the calculations that we do in this paper.

In order to do this integral analytically, we can expand the Γ function in eq. (3.12) for the large argument $\alpha_0(r - q_3)^2/2$. This is justified because the exponential will force the integral to be dominated by $q_3 \ll r$, and $\alpha_0(r)r^2 \sim 80$ for $r \approx 1$, and is larger for larger r , see Fig. 2. As we will see, it is easy to keep as many terms as necessary in this expansion, although as we will discuss later, we find that it is enough for our purposes to keep just the zeroth- and first-order terms. The expansion of the Γ function for $z \rightarrow \infty$ is given by

$$\Gamma(1 + \omega, z) \approx e^{-z} z^\omega \left(1 + \frac{\omega}{z} + \frac{-\omega + \omega^2}{z^2} + \dots \right) \equiv e^{-z} z^\omega \sum_{j=0}^{\infty} \gamma_j(\omega) z^{-j}, \quad (3.13)$$

where the coefficients $\gamma_j(\omega)$ are defined by the expansion in eq. (3.13).⁶ This then allows us to

⁶To be more precise, as we will see, the largest value of $|\omega|$ that we will typically have is $|\omega| \approx 20$, and the smallest value of z , which is approximately equal to $\alpha_0(r)r^2/2$, that we will have is 40 (which occurs for $r \rightarrow 0$, although the value near the BAO peak is $\alpha_0(r)r^2/2 \approx 150$, see Fig. 2). Thus, the smallest value of ω/z that we expect to have in eq. (3.13) is $\omega/z \approx 1/2$, which naively may not seem like a very good expansion parameter. However, there are two reasons not to be worried. First, although the series for $\Gamma(1 + \omega, z)$ that we use is asymptotic, we find that for the worst value of ω/z that we use, the maximum precision that the series obtains is better than 10^{-6} , which is much smaller than any other error discussed in this paper, so one can increase precision by using a higher order expansion. Second, looking back at eq. (3.9), to get the final answer, we are ultimately summing over many values of ω , and most of them have a smaller ratio of ω/z anyway. So, the ultimate precision of this method is a number that is much better than 10^{-6} , as terms with $\omega/z \sim 1/2$ do not make up most of the overall terms. As a final note, other series representations of the Γ function appear in the literature which may have better properties, but we find eq. (3.13) more than precise enough for our purposes. In any case, this 10^{-6} precision is such a high level of accuracy that we can worry about this when we have computed the answer to such a high loop order that $\epsilon_{\delta <}$ corrections are comparable to this, or when we have observational data that match this precision (which does not appear to be any time soon).

write

$$\tilde{\xi}_{\omega_m}^{(0)}(r) = \sum_j \gamma_j(\omega_m) \left(\frac{2}{\alpha_0}\right)^j \sqrt{\frac{\alpha_0 + \alpha_2}{2\pi}} \int_{-\infty}^{\infty} dq_3 (r - q_3)^{2(\omega_m - j)} \exp\left\{-\frac{1}{2}(\alpha_0 + \alpha_2)q_3^2\right\}. \quad (3.14)$$

Thus, the integral that we must evaluate now is

$$I_\omega(r) \equiv \sqrt{\frac{\alpha_0 + \alpha_2}{2\pi}} \int_{-\infty}^{\infty} dq_3 (r - q_3)^{2\omega} \exp\left\{-\frac{1}{2}(\alpha_0 + \alpha_2)q_3^2\right\}. \quad (3.15)$$

This integral can be done analytically in terms of the confluent hypergeometric function of the second kind (also known as the hypergeometric U function) to give

$$I_\omega(r) = \lim_{\epsilon \rightarrow 0^+} \frac{2^\omega e^{i\pi\omega}}{(\alpha_0(r) + \alpha_2(r))^\omega} U\left(-\omega, \frac{1}{2}, -\frac{r^2(1+i\epsilon)^2}{2}(\alpha_0(r) + \alpha_2(r))\right) \quad \text{for } \text{Im } \omega \geq 0, \quad (3.16)$$

and $I_\omega(r) = I_{\omega^*}(r)^*$ for $\text{Im } \omega < 0$. Instead of taking the limit, in practice we simply take ϵ to be a small positive real number.⁷ Letting $\tilde{\xi}_{\omega_m}^{(0), N_\Gamma}$ denote the expression in eq. (3.14) summed from $j = 0$ to $j = N_\Gamma$, we have

$$\tilde{\xi}_{\omega_m}^{(0), N_\Gamma}(r) = \sum_{j=0}^{N_\Gamma} \gamma_j(\omega_m) \left(\frac{2}{\alpha_0(r)}\right)^j I_{\omega_m - j}(r). \quad (3.19)$$

This brings us to the final expression for the tree-level resummation, expanded up to order N_Γ ,

$$\xi(r)|_0^{N_\Gamma} = \sum_m c_m \tilde{M}_{11}(\nu_m) \tilde{\xi}_{\omega_m}^{(0), N_\Gamma}(r). \quad (3.20)$$

In practice, as we will show, $N_\Gamma = 1$ is sufficient to have better than about 0.2% accuracy.

3.3 One-loop resummation

The expression for the resummation at one loop is (see App. A for details),

$$\xi(r)|_1 = \int d^3q \{R_1(\vec{r} - \vec{q}, \vec{r}) \xi_{11}^E(q) + R_0(\vec{r} - \vec{q}, \vec{r}) \xi_1^E(q)\}. \quad (3.21)$$

The approach to computing each term above is different, so we will look at each piece separately.

⁷The hypergeometric U function $U(a, b, z)$ is a solution of

$$z \frac{d^2 U}{dz^2} + (b - z) \frac{dU}{dz} - aU = 0, \quad (3.17)$$

with the limiting form $U(a, b, z) \sim z^{-a}$ for $|z| \rightarrow \infty$, and has an integral representation

$$U(a, b, z) = \frac{1}{\Gamma(a)} \int_0^\infty dt e^{-zt} t^{a-1} (1+t)^{b-a-1}. \quad (3.18)$$

The small positive real number ϵ must be included in eq. (3.16), even when evaluating numerically. This is because the power $(r - q_3)^{2\omega}$ in eq. (3.15) has a branch cut on the real axis $(-\infty, 0]$ when $\text{Im } \omega \neq 0$: the ϵ chooses the correct side of the branch cut. In practice, we take $\epsilon = 10^{-8}$ in our computations.

We start with the second term, the $R_0\xi_1^E$ term, which is most like the tree-level case. Here, we must compute

$$\xi_\sigma(r)|_1^{(0,1)} \equiv \int d^3q R_0(\vec{r}-\vec{q}, \vec{r})\xi_\sigma^E(q) \quad (3.22)$$

where $\sigma \in \{13, 22\}$; we will look at the counterterm next. The integral to be done here is exactly of the form eq. (3.10), but with a different value of ω_m . This leads us to immediately find

$$\xi_\sigma(r)|_1^{(0,1)} = \sum_{m_1, m_2} c_{m_1} c_{m_2} \tilde{M}_\sigma(\nu_1, \nu_2) \tilde{\xi}_{\omega_1+\omega_2}^{(0)}(r) . \quad (3.23)$$

The counterterm is equally as simple; it is the tree-level resummation, but with $\omega_m \rightarrow \omega_m - 1$, i.e.

$$\xi_{13}^{\text{ct}}(r)|_1^{(0,1)} \equiv \int d^3q R_0(\vec{r}-\vec{q}, \vec{r})\xi_{13}^{\text{ct},E}(q) = -4\pi c_s^2 \sum_m c_m \tilde{M}_{11}(\nu_m - 1) \tilde{\xi}_{\omega_m-1}^{(0)}(r) . \quad (3.24)$$

Next we move on to the $R_1\xi_0^E$ term in eq. (3.21). We have

$$\xi(r)|_1^{(1,0)} \equiv \int d^3q R_1(\vec{r}-\vec{q}, \vec{r})\xi_{11}^E(q) = \int d^3q \left(\frac{5}{2} R_0(\vec{r}-\vec{q}, \vec{r}) + \partial_\lambda R_0^\lambda(\vec{r}-\vec{q}, \vec{r})|_{\lambda=1} \right) \xi_{11}^E(q) , \quad (3.25)$$

where we have used eq. (A.8) to replace R_1 . The first term above is simply the tree-level resummation, so we will move on to the second. For this, it is useful to define

$$\tilde{\xi}_{\omega_m}^\lambda(r) \equiv \frac{(2\pi)^{-3/2}}{\sqrt{|A(\vec{r})|}} \int d^3q q^{2\omega_m} \exp \left\{ -\frac{\lambda}{2} (\vec{r}-\vec{q})^i A_{ij}^{-1}(\vec{r}) (\vec{r}-\vec{q})^j \right\} . \quad (3.26)$$

and

$$\tilde{\xi}_{\omega_m}^{(1)}(r) \equiv \partial_\lambda \tilde{\xi}_{\omega_m}^\lambda(r)|_{\lambda=1} , \quad (3.27)$$

in terms of which the second term in eq. (3.25) can be written

$$\int d^3q \partial_\lambda R_0^\lambda(\vec{r}-\vec{q}, \vec{r})|_{\lambda=1} \xi_{11}^E(q) = \sum_m c_m \tilde{M}_{11}(\nu_m) \tilde{\xi}_{\omega_m}^{(1)}(r) . \quad (3.28)$$

Now, one can do the integrals over q_1 and q_2 in eq. (3.26) analytically as before. After doing that, expanding the Γ function as in eq. (3.13), and taking the derivative with respect to λ , we have

$$\tilde{\xi}_{\omega_m}^{(1)}(r) = \sum_j \gamma_j(\omega_m) \left(\frac{2}{\alpha_0(r)} \right)^j \left(-(j+1)I_{\omega_m-j}(r) + J_{\omega_m-j}(r) \right) , \quad (3.29)$$

where the new ingredient is

$$J_\omega(r) \equiv \left(-\frac{\alpha_0 + \alpha_2}{2} \right) \sqrt{\frac{\alpha_0 + \alpha_2}{2\pi}} \int_{-\infty}^{\infty} dq_3 (r - q_3)^{2\omega} q_3^2 \exp \left\{ -\frac{1}{2} (\alpha_0 + \alpha_2) q_3^2 \right\} . \quad (3.30)$$

By writing $q_3^2 = r^2 - 2r(r - q_3) + (r - q_3)^2$, we see that the integral is written in terms of pieces which are all of the form eq. (3.15), and we can immediately write down

$$J_\omega(r) = \left(-\frac{\alpha_0(r) + \alpha_2(r)}{2} \right) (r^2 I_\omega(r) - 2r I_{\omega+1/2}(r) + I_{\omega+1}(r)) . \quad (3.31)$$

With this in mind, the final expression for the $R_1 \xi_0^E$ term is

$$\xi(r)|_1^{(1,0)} = \frac{5}{2} \xi(r)|_0 + \sum_m c_m \tilde{M}_{11}(\nu_m) \tilde{\xi}_{\omega_m}^{(1)}(r). \quad (3.32)$$

As in eq. (3.19), we can define $\tilde{\xi}_{\omega_m}^{(1),N_\Gamma}(r)$ as the expansion of the Γ function up to order N_Γ for the expression of $\tilde{\xi}_{\omega_m}^{(1)}(r)$ in eq. (3.29). Then, as a final summary, the total one-loop resummed correlation function, expanded to order N_Γ is

$$\begin{aligned} \xi(r)|_1^{N_\Gamma} = & \frac{5}{2} \xi(r)|_0^{N_\Gamma} + \sum_m c_m \tilde{M}_{11}(\nu_m) \tilde{\xi}_{\omega_m}^{(1),N_\Gamma}(r) - 4\pi c_s^2 \sum_m c_m \tilde{M}_{11}(\nu_m - 1) \tilde{\xi}_{\omega_m - 1}^{(0),N_\Gamma}(r) \\ & + \sum_{m_1, m_2} c_{m_1} c_{m_2} \left(\tilde{M}_{13}(\nu_1, \nu_2) + \tilde{M}_{22}(\nu_1, \nu_2) \right) \tilde{\xi}_{\omega_1 + \omega_2}^{(0),N_\Gamma}(r). \end{aligned} \quad (3.33)$$

Thus, we have successfully given an analytic formula for the one-loop IR-resummation of the correlation function. Next, in Sec. 4, we will discuss a few different strategies to evaluate the final expression in eq. (3.33). Then, in Sec. 5, we will see how the different strategies discussed in Sec. 4 compare to the standard numerical integral method for the IR-resummation.

4 Evaluation strategies

Although we have an analytic expression for the IR-resummed correlation function, there are some challenges to the practical evaluation of the expression in eq. (3.33). In this section, we describe three methods for evaluating the IR-resummation so that it is as fast as possible.

4.1 Exact evaluation

As a practical matter, evaluating the basis functions $\tilde{\xi}_\omega^{(0)}(r)$ and $\tilde{\xi}_\omega^{(1)}(r)$ for the number of necessary ω 's is too slow; in particular, the one-loop term, which has $\tilde{\xi}_{\omega_1 + \omega_2}^{(0)}(r)$, must be evaluated at the $\mathcal{O}(N_{\max}^2/4)$ values of $\omega_1 + \omega_2$.⁸ The bottleneck in the computation is evaluating the hypergeometric function $U\left(-\omega, \frac{1}{2}, -\frac{r^2(1+i\epsilon)^2}{2}(\alpha_0(r) + \alpha_2(r))\right)$ in eq. (3.16) for all of the necessary values of ω . Furthermore, as written in eq. (3.16), the argument of the hypergeometric function depends on the cosmology through $\alpha_0(r)$ and $\alpha_2(r)$ (note that the values of ω_m do not depend on cosmology, just the interval over which we do the FFT for the initial decomposition of the power spectrum). This means that the basis functions $\tilde{\xi}_\omega^{(0)}(r)$ and $\tilde{\xi}_\omega^{(1)}(r)$ would have to be evaluated at the relevant ω each time that we change cosmology, and this indeed is too slow to represent any improvement over existing IR-resummation techniques. However, we can sidestep this issue by scaling out the dependence on $\alpha_0(r) + \alpha_2(r)$, thus allowing us to evaluate the hypergeometric functions once and for all in a cosmology independent way. Then, the values can be saved in a table that can be used for any cosmology, so that the computation is made much faster. We now describe this process.

In general, we want to obtain the correlation function at a set of points $\{r_i\}$. Let us imagine that we evaluate the hypergeometric functions $U\left(-\omega, \frac{1}{2}, -\frac{x^2(1+i\epsilon)^2}{2}\right)$, for all relevant values of ω ,

⁸The factor of 1/4 comes from the fact that, first, $\tilde{\xi}_{\omega_1 + \omega_2}^{(0)}(r)$ is symmetric in ω_1 and ω_2 , and second, by looking at the explicit formula for $I_\omega(r)$ in eq. (3.16), that $\tilde{\xi}_{\omega_1^* + \omega_2^*}^{(0)}(r) = \tilde{\xi}_{\omega_1 + \omega_2}^{(0)}(r)^*$.

at a fixed set of points $\{x_i\}$. Then, in a given cosmology, we should find the inverse of the rescaling $x = r [\alpha_0(r) + \alpha_2(r)]^{1/2}$ that we did inside of the hypergeometric functions. So let the function $r(x)$ be this inverse, i.e. let it satisfy $x = r(x) [\alpha_0(r(x)) + \alpha_2(r(x))]^{1/2}$. Then, we have (taking $\text{Im } \omega > 0$ in eq. (3.16) to be concrete),

$$I_\omega(r(x)) = 2^\omega e^{i\pi\omega} (\alpha_0(r(x)) + \alpha_2(r(x)))^{-\omega} U\left(-\omega, \frac{1}{2}, -\frac{x^2(1+i\epsilon)^2}{2}\right). \quad (4.1)$$

In this way, we will obtain the correlation function at a set of points $\{r_i = r(x_i)\}$.⁹ This set of points depends on cosmology, but this is no worry since we will end up interpolating through the points anyway. In this way, the hypergeometric functions only need to be computed once and then can be saved as a table and used for any cosmology. Only the prefactors, $2^\omega e^{i\pi\omega} (\alpha_0(r(x)) + \alpha_2(r(x)))^{-\omega}$, need to be computed for each cosmology. However, since they are simple functions, they evaluate very quickly. The same approach can obviously be taken for the function $J_\omega(r)$ in eq. (3.31), which indeed is written directly in terms of $I_\omega(r)$. In App. E, we present a recursion relation for the hypergeometric function $U(a, b; z)$ that appears in eq. (4.1) which relates the $I_{\omega-j}$ for integer j and can help limit the number of independent tables which must be computed.

4.2 Saddle-point approximation

Because the naive evaluation of the hypergeometric function U in eq. (3.16) is too slow for the number of ω 's that we need for the one-loop expression in eq. (3.33) (though the improvements we gave above make it actually feasible), we could imagine not using the explicit form of $I_\omega(r)$ in eq. (3.16), but instead approximating the integral in eq. (3.15). Indeed, the form of the integral lends itself to the saddle-point approximation, especially because the expression for the saddle point can be found exactly. We discuss this approach now.

First of all, we remind the reader that for the one-loop computation, the only integral that we have to do is for $I_\omega(r)$ in eq. (3.15) because the one-loop integral for $J_\omega(r)$ (and indeed, as we will see in App. D, for all loops) can be written in terms of $I_\omega(r)$, see eq. (3.31). To simplify our computation, we define $x \equiv r\sqrt{\alpha_0(r) + \alpha_2(r)}$ and $y \equiv q_3\sqrt{\alpha_0(r) + \alpha_2(r)}$ in eq. (3.15) to get

$$I_\omega(r) = \frac{(\alpha_0(r) + \alpha_2(r))^{-\omega}}{\sqrt{2\pi}} \int_{-\infty}^{\infty} dy (x-y)^{2\omega} e^{-\frac{1}{2}y^2} = \frac{(\alpha_0(r) + \alpha_2(r))^{-\omega}}{\sqrt{2\pi}} \int_{-\infty}^{\infty} dy e^{-g_\omega(y)} \quad (4.2)$$

where we defined $g_\omega(y) \equiv \frac{1}{2}y^2 - 2\omega \log(x-y)$. Because this function is so simple, we will be able to find an explicit expression for the saddle point. To find the saddle point, we look for solutions to $g'_\omega(y) = 0$, where we now consider y to be a complex number. To separate $g_\omega(y)$ into its real and imaginary parts, it is helpful to define $y = x - \rho e^{i\theta}$ (with $\rho \geq 0$ and $0 \leq \theta < 2\pi$), and let $\omega = \omega_r + i\omega_i$, so that we have

$$g_\omega(\rho, \theta) = \frac{x^2}{2} + 2\theta\omega_i - x\rho \cos\theta + \frac{1}{2}\rho^2 (\cos^2\theta - \sin^2\theta) - 2\omega_r \log\rho \\ + i(-2\theta\omega_r - 2\omega_i \log\rho - x\rho \sin\theta + \rho^2 \cos\theta \sin\theta) \quad (4.3)$$

Then, defining the real functions u_ω and v_ω as the real and imaginary parts of g_ω , i.e. $g_\omega(\rho, \theta) = u_\omega(\rho, \theta) + iv_\omega(\rho, \theta)$, the condition that the complex derivative is zero is

$$\cos\theta \frac{\partial u_\omega}{\partial \rho} - \frac{\sin\theta}{\rho} \frac{\partial u_\omega}{\partial \theta} = 0, \quad \cos\theta \frac{\partial v_\omega}{\partial \rho} - \frac{\sin\theta}{\rho} \frac{\partial v_\omega}{\partial \theta} = 0. \quad (4.4)$$

⁹This inversion can be easily obtained numerically by using Mathematica's FindRoot command, for example.

This set of equations generates multiple solutions which can be found analytically with, for example, Mathematica. Generically, there will be two viable solutions with $\rho \geq 0$ and $0 \leq \theta < 2\pi$: one of them will have $\rho \approx x$ and one of them will have $\rho \ll x$. As expected, one can check that the solution with $y \ll x$, i.e. with $\rho \approx x$, is the dominant saddle, since it is larger by at least about a factor of $e^{\frac{1}{2}x^2}$ than the sub-dominant saddle, and the smallest we have is $x \sim 5$ (see Fig. 2). In the rest of this section, we will only include the dominant saddle, which we label (ρ_s, θ_s) , although it is trivial to include the subdominant saddle if one wishes (which however appears to be completely negligible). Going back to the variable $y = x - \rho e^{i\theta}$, the saddle point depends on the value of ω and the point at which we want to evaluate the correlation function $x(r)$, so we will label the solution as $y_s[x, \omega]$. The explicit solution is, for $\omega_i > 0$,

$$\rho_s = \frac{1}{2} (x_1^2 + x_2^2 + x^2)^{1/2}, \quad \text{and} \quad \cos \theta_s = \frac{x_1^2 x_2^2 + 4x^4 + x^2 (3x_1^2 + 4x_2^2 + 16\omega_r)}{2x (x_1^2 + x_2^2 + x^2)^{3/2}}, \quad (4.5)$$

where $x_1^2 \equiv \sqrt{2x^2(x_2^2 + x^2 + 8\omega_r)}$, $x_2^2 \equiv \sqrt{x^4 + 16x^2\omega_r + 64(\omega_i^2 + \omega_r^2)}$, and $\sin \theta_s = +\sqrt{1 - \cos^2 \theta_s}$. Using the explicit equations in eq. (4.4), one can easily check that $y_s[x, \omega^*] = y_s[x, \omega]^*$, so that when $\omega_i < 0$, the solution is the same as above, but with $\sin \theta_s = -\sqrt{1 - \cos^2 \theta_s}$.

With the saddle point in hand, we can expand $g_\omega(y)$ around the saddle and shift the integration variable to $\Delta y = y - y_s$ in the integral in eq. (4.2) to get

$$\begin{aligned} \int_{-\infty}^{\infty} dy e^{-g_\omega(y)} &= e^{-g_\omega(y_s)} \int_{-\infty}^{\infty} d\Delta y e^{-\frac{1}{2}g''_\omega(y_s)\Delta y^2 - \frac{1}{3!}g'''_\omega(y_s)\Delta y^3 - \frac{1}{4!}g^{(4)}_\omega(y_s)\Delta y^4 + \dots} \\ &= e^{-g_\omega(y_s)} \int_{-\infty}^{\infty} d\Delta y e^{-\frac{1}{2}g''_\omega(y_s)\Delta y^2} \left(1 - \frac{1}{4!}g^{(4)}_\omega(y_s)\Delta y^4 + \dots \right), \end{aligned} \quad (4.6)$$

where we have omitted the Δy^3 term in the last line because it integrates to zero here, and $g_\omega^{(n)} \equiv \partial^n g_\omega / \partial y^n$. Now, one can keep as many terms as necessary in eq. (4.6), but we will see in Sec. 5 that for practical purposes we only need the first term, which is simply a Gaussian integral. The other terms in the series are higher moments of the Gaussian, and all of the integrals can be done analytically.

Before moving on, let us comment on the size of the higher order corrections to the saddle-point approximation. To find it, we need to estimate the size of the $g_\omega^{(4)}(y_s)$ term in eq. (4.6). The size of the region of integration is set by the overall exponential, so we can approximate $\Delta y^2 \approx 2/g''_\omega(y_s)$. Next, at the order of magnitude level, we have $g''_\omega(y_s) \approx 1 - 2\omega/x^2$, and $g_\omega^{(4)}(y_s) \approx 12\omega/x^4$, where we have used $y_s \ll x$. Now, the typical size of x near the BAO peak is between 10 and 20 (see Fig. 2), and a conservative value for the largest value of ω that one has to use is $\text{Im } \omega \approx 20$ (using $\nu = -0.2$, $N_{\text{max}} = 200$, $k_{\text{max}} = 100$, and $k_{\text{min}} = 10^{-5}$ in eq. (2.2)). All of this together means that we can estimate

$$\int_{-\infty}^{\infty} dy e^{-g_\omega(y)} \approx e^{-g_\omega(y_s)} \sqrt{\frac{2\pi}{g''_\omega(y_s)}} \left(1 + \mathcal{O}\left(\frac{2\omega}{x^4}\right) \right). \quad (4.7)$$

As we will see later, without the $2\omega/x^4$ correction, the saddle-point approximation works to better than 0.2%, and since this additional subleading correction is less than $2\omega/x^4 \sim 4 \times 10^{-3}$, we are justified in dropping it. However, as we mentioned, there is no difficulty in including the higher order corrections. We can also compare this expansion to the one that we did in eq. (3.13) for the Γ function in order to see which is the leading correction. There, the first correction came

at order ω/z for $z \approx \alpha_0(r)r^2/2$, which is roughly the same order as the $\mathcal{O}(\omega/x^2)$ correction in $g''_\omega(y_s) \approx 1 - 2\omega/x^2$ (recall that $x^2/2 \equiv r^2(\alpha_0(r) + \alpha_2(r))/2$, and so z is not quite equal to $x^2/2$). Thus, if we use the full $g''_\omega(y_s)$ in eq. (4.7), we should use the Γ function expansion to first order; if we use the next order saddle-point approximation in eq. (4.7), we should also go to the next order in the Γ function expansion. Notice, however, that the expansion of the Γ function is not quite the same as the saddle-point expansion. The Γ function is an expansion in powers of ω/z , while the saddle-point approximation is an expansion in ω/x times powers of $1/x$, i.e. there is simply a linear power of ω , which is the potentially large parameter. This means that the Γ function expansion is expected to be more important in general.

Thus, for the order that we work in this paper, we only need up to g''_ω , which is given by

$$g''_\omega(\rho, \theta) = 1 + \rho^{-2} (2\omega_r \cos 2\theta + 2\omega_i \sin 2\theta + 2i(\omega_i \cos 2\theta - \omega_r \sin 2\theta)) . \quad (4.8)$$

In summary, the expression for the first-order saddle-point approximation is

$$I_\omega(r) \approx (\alpha_0(r) + \alpha_2(r))^{-\omega} \frac{e^{-g_\omega(y_s)}}{\sqrt{g''_\omega(y_s)}} = \left(r - \frac{y_s}{\sqrt{\alpha_0(r) + \alpha_2(r)}} \right)^{2\omega} \frac{e^{-\frac{1}{2}y_s^2}}{\sqrt{g''_\omega(y_s)}} , \quad (4.9)$$

where we must evaluate the above at $y_s = y_s \left[r\sqrt{\alpha_0(r) + \alpha_2(r)}, \omega \right]$.

4.3 Fixed-displacements approximation

In this subsection, we describe a strategy for evaluating any implementation of the IR-resummation presented in [1], although it will be particularly useful when combined with the two methods described above. The main idea is that in any cosmology reasonably close to Λ CDM, the displacements, which enter through the functions $\alpha_0(r)$ and $\alpha_2(r)$, will only be slightly different. This fact, combined with the controlled expansion of [1], means that if one were to use the displacements of a slightly different cosmology in the IR-resummation, the error with respect to the true cosmology will decrease at each loop order. We will be more quantitative about this statement below, but first we will discuss the implications.¹⁰

The main benefit of the above realization is that when scanning over cosmologies to do parameter fits, one can use the displacements of a single fiducial cosmology for the IR-resummation of each separate cosmology. This simplifies and speeds up the IR-resummation in two ways. First, one does not need to compute the functions $\alpha_0(r)$ and $\alpha_2(r)$ for each cosmology, but instead can use the functions of a fiducial cosmology $\alpha_0^{\text{fid.}}(r)$ and $\alpha_2^{\text{fid.}}(r)$, for example using the Planck best fit parameters. Secondly, and more importantly, all of the parts of the IR-resummation which depend on the displacements will then be fixed and not have to be recomputed for each cosmology. To see this advantage more specifically, we focus on the exact resummation of Sec. 4.1. We mentioned in that section that one can pre-compute the hypergeometric U function in eq. (4.1) and factor out all of the cosmology dependence so that one only has to compute simple prefactors for each

¹⁰In particular, we will compare the following two cosmologies in this section: C1 which has cosmological parameters $\{\Omega_m, \Omega_b, \Omega_\Lambda, h, n_s, \sigma_8\} = \{0.295, 0.0468, 0.705, 0.688, 0.9676, 0.835\}$, and C2 which has cosmological parameters $\{\Omega_m, \Omega_b, \Omega_\Lambda, h, n_s, \sigma_8\} = \{0.295, 0.04914, 0.705, 0.688, 0.9676, 0.8224\}$. We have changed Ω_b by about 4.8%, which in turn changes σ_8 by about 1.5%. The Planck data allows for approximately a 1.6% deviation of Ω_b and a 1.1% deviation of σ_8 from the central values at 68% confidence level [60]. We have also checked that for other deviations, for example changing A_s , the primordial scalar amplitude, by $\approx 2\sigma$, the results of this section are not practically changed.

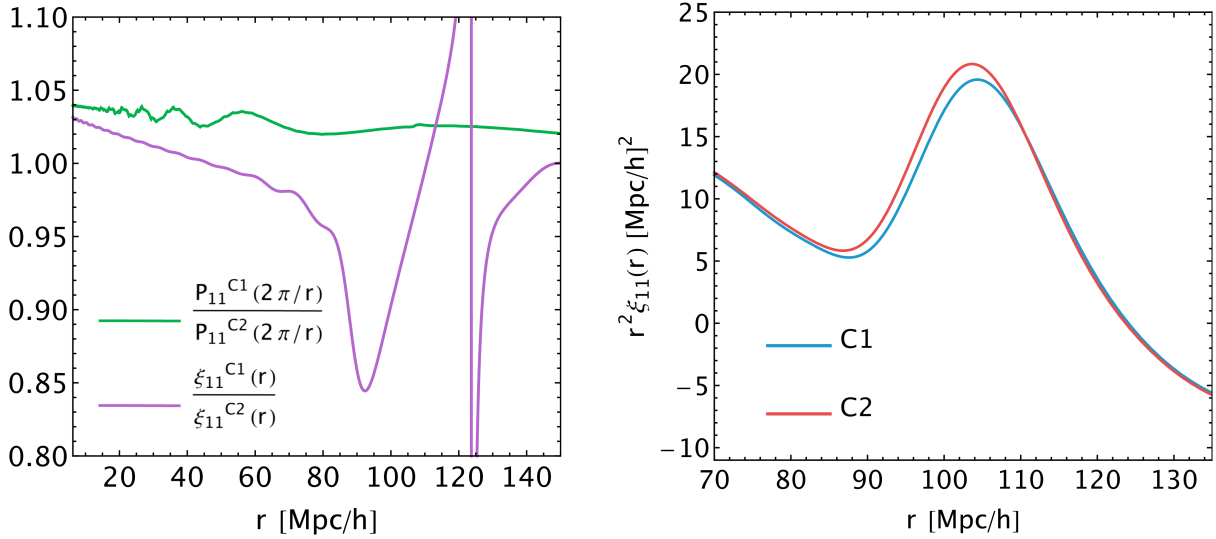


Figure 3: Here we show the difference between the two cosmologies used in this paper, C1 and C2, described in Footnote 10, by plotting both the linear power spectra and the linear correlation functions. The cosmologies differ by about 4.8% in Ω_b and 1.5% in σ_8 , both deviations which are greater than those allowed by the 68% confidence limits of Planck [60]. Notice that while the power spectra are different by about 5%, as expected from the change in Ω_b , this causes an almost 15% change in the BAO peak. We note that the correlation function goes through zero near $r \approx 120 h^{-1}\text{Mpc}$, which is why the purple curve diverges above.

cosmology. However, if one fixes the displacements to some fiducial value, then the entire function $I_\omega(r)$ is cosmology independent. This means that in eq. (3.33), the functions $\tilde{\xi}_{\omega_m}^{(0)}(r)$ and $\tilde{\xi}_{\omega_m}^{(1)}(r)$ are also cosmology independent, and the sums in eq. (3.33) are simple matrix multiplications where the only cosmology dependence is through the linear power spectrum coefficients c_m .

Let us now justify this fixed-displacements approximation. For simplicity, we will use the expressions from [1] for the IR-resummation in momentum space, although the conclusions, in particular about the dependence on $\epsilon_{s<}$, will be the same in real space. In order to understand the parametric dependence on the displacements $\epsilon_{s<}$, we will consider a schematic version of the exact formulas from [1], and we refer the reader to that reference for more details. Furthermore, we will concentrate on the linear displacements, since it was shown that the next to leading order corrections are small [47]. In Fig. 3, we show the differences between the linear quantities of the two cosmologies C1 and C2 discussed in this section.

The IR-resummation of [1] defines a controlled expansion in $\epsilon_{\delta<}$ while keeping the exact dependence $e^{\epsilon_{s<}}$ of the linear displacements, which is analytic [47]. In formulas, we can focus on $K \equiv e^{\epsilon_s}(\epsilon_\delta + \epsilon_\delta^2 + \epsilon_\delta^3 + \dots)$, which, very schematically, represents the exact answer for the power spectrum (the \dots stands for higher order terms in ϵ_δ , and for the rest of this section, $\epsilon_{s,\delta}$ stands for $\epsilon_{s<,\delta<}$ for brevity). For the resummation at order N in ϵ_δ and to all orders in ϵ_s , we have

$$K|_N = \sum_{j=1}^N M_{N-j} K_j^E \quad (4.10)$$

where K_j^E is the j -th order piece of the expansion of K in ϵ_s and ϵ_δ (i.e. it is the Eulerian expansion,

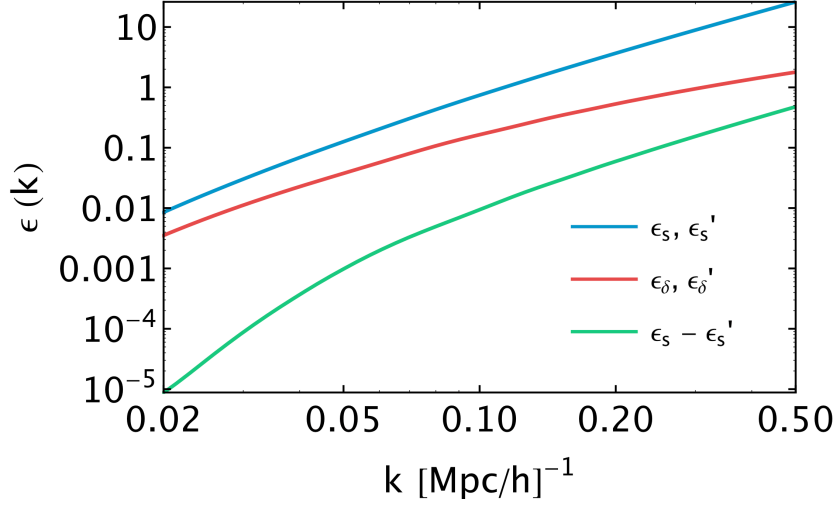


Figure 4: In this plot, we show the expansion parameters $\epsilon_{s<}$ and $\epsilon_{\delta<}$ for the cosmologies C1 and C2 described in Footnote 10. Here, the unprimed quantities come from C1 and the primed quantities come from C2. The blue curve is $\epsilon_{s<}$ and $\epsilon'_{s<}$ (they are indistinguishable in this plot), the red curve is $\epsilon_{\delta<}$ and $\epsilon'_{\delta<}$ (they are also indistinguishable), and the green curve is the difference $\epsilon_{s<} - \epsilon'_{s<}$. We see that the difference in the displacements between the two cosmologies, which have a different Ω_b by about 4.8%, is at the percent level for $k \sim 0.12 h \text{ Mpc}^{-1} \equiv \Lambda_{\text{IR}}$, which is the scale up to which we resum the IR modes.

and for example, $K_0^{\text{E}} = \epsilon_\delta$),

$$M_{N-j} = K_0 \cdot K_0^{-1} \Big|_{N-j}, \quad (4.11)$$

$K_0 \equiv e^{\epsilon_s}$, and the double bar $\Big|_{N-j}$ means to expand up to order $N-j$ in both ϵ_s and ϵ_δ (in our example K_0 only depends on ϵ_s , but in general there can be a small dependence on ϵ_δ). As an example, the one-loop expansion is

$$K|_1 = M_1 K_0^{\text{E}} + M_0 K_1^{\text{E}} = e^{\epsilon_s} (1 - \epsilon_s) \epsilon_\delta + e^{\epsilon_s} \epsilon_\delta (\epsilon_s + \epsilon_\delta) = e^{\epsilon_s} \epsilon_\delta (1 + \epsilon_\delta). \quad (4.12)$$

We are now in a position to consider the effect of using the wrong displacements, called ϵ'_s , in the resummation. Letting $K'|_N$ be the resummation when ϵ'_s is used, we have, at tree level $K'|_0 = \epsilon_\delta e^{\epsilon'_s}$, so that

$$\frac{K'|_0}{K|_0} = 1 - \Delta\epsilon_s, \quad (4.13)$$

to first order in perturbations, where $\Delta\epsilon_s \equiv \epsilon_s - \epsilon'_s$, which as can be seen in Fig. 4, is a small parameter at $\Lambda_{\text{IR}} = 0.12 h \text{ Mpc}^{-1}$, which is the scale of interest. Furthermore, at one loop, we have

$$K'|_1 = e^{\epsilon'_s} (1 - \epsilon'_s) \epsilon_\delta + e^{\epsilon'_s} \epsilon_\delta (\epsilon_s + \epsilon_\delta). \quad (4.14)$$

Notice that the ϵ_s that appears in the last term is the true cosmology ϵ_s because it comes from the Eulerian loop K_1^{E} . This gives

$$\frac{K'|_1}{K|_1} = 1 - \frac{1}{2} \Delta\epsilon_s (\Delta\epsilon_s + 2\epsilon_\delta), \quad (4.15)$$

to second order in perturbations, and similarly at two loops

$$\frac{K'|_2}{K|_2} = 1 - \frac{1}{6} \Delta\epsilon_s (\Delta\epsilon_s^2 + 3\epsilon_\delta \Delta\epsilon_s + 6\epsilon_\delta^2) , \quad (4.16)$$

to third order in perturbations. Looking at Fig. 4, we see that, taking $\Delta\epsilon_s$ at Λ_{IR} , $\Delta\epsilon_s \lesssim \epsilon_\delta$, so that the leading corrections above are the ones with the most powers of ϵ_δ : in general, the correction to the N loop resummation is

$$\frac{K'|_N - K|_N}{K|_N} \sim \mathcal{O}(\Delta\epsilon_s \epsilon_\delta^N) . \quad (4.17)$$

This shows that the corrections become smaller and smaller because of the factor of ϵ_δ^N . Let us keep in mind that the IR-resummed expression to order N has a relative error of order ϵ_δ^{N+1} , so this mistake in eq. (4.17) is an irrelevant mistake as long as $\Delta\epsilon_s < \epsilon_\delta$.¹¹

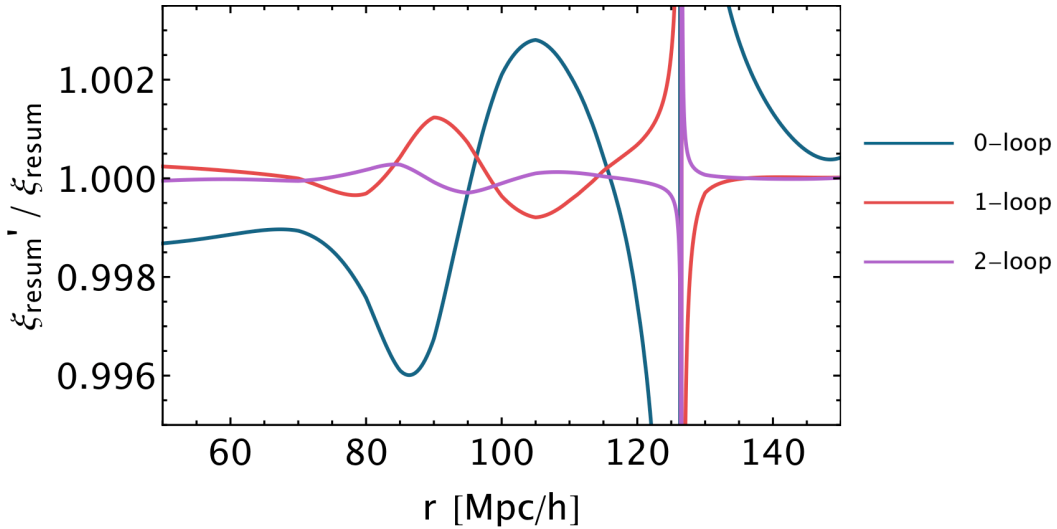


Figure 5: In this plot, we show the convergence of the fixed-displacements approximation as a function of the number of loops, using the two cosmologies C1 and C2 described in Footnote 10, which have values of Ω_b which are different by approximately 4.8%. Here, ξ_{resum} is the correctly computed IR-resummed correlation function using the base cosmology C1. On the other hand, for ξ'_{resum} , the Eulerian loops are computed in the cosmology C1, but the displacements from C2 are used in the IR-resummation. As we see, the approximation gets better with the number of loops, in reasonable agreement with what is expected from eq. (4.17).

In Fig. 5, we show how this works in the computation of the IR-resummation. In this plot, we use the two cosmologies described in Footnote 10, which are the same except that Ω_b is changed by about 4.8%, which in turn changes σ_8 by about 1.5%. The Planck data allows for approximately a 1.6% deviation of Ω_b and a 1.1% deviation of σ_8 from the central values at 68% confidence level, so what we consider is a fairly large deviation [60]. Because we want to show the result up to two loops, we use the standard numerical integral resummation of [47], with $\Lambda_{\text{IR}} = 0.12 h \text{ Mpc}^{-1}$. The

¹¹To be more precise and take into account the case when $\epsilon_\delta \lesssim \Delta\epsilon_s$, the error goes like $(K'|_N - K|_N)/K|_N \sim \mathcal{O}(\max[\Delta\epsilon_s \epsilon_\delta^N, \Delta\epsilon_s^{N+1}/(N+1)!])$.

quantity ξ_{resum} is the correctly computed resummed correlation function using the base cosmology C1. In the quantity ξ'_{resum} , the Eulerian loops are computed in the cosmology C1, but the displacements from C2 are used in the IR-resummation: Fig. 4 shows the difference in displacements between the two cosmologies. From Fig. 5, we can see that indeed the fixed-displacements approximation gets better as the loop number increases. We can also see that our numerical results in Fig. 5 are in reasonable agreement with the estimate in eq. (4.17). The corrections here are all sub-percent, so this method will be accurate enough to be used in upcoming data analyses.

5 Results and conclusion

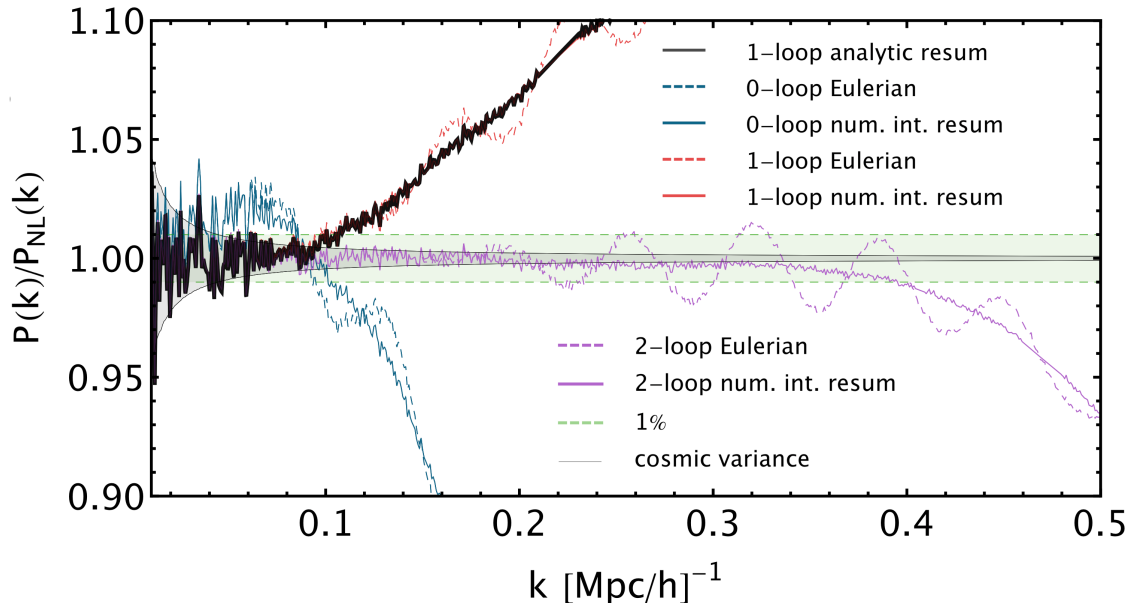


Figure 6: We show the result of the IR-resummation of the power spectrum in momentum space, compared with non-linear (NL) data from the `ds14_a` run of the Dark Sky simulation [59]. Cosmological parameters are given in the main text, and the values for the counterterms are taken from [22]. In this plot, all of the thin resummed curves (blue, red, and purple) are evaluated with the standard numerical integral technique [47]. The thick black curve (which is directly on top of the solid red curve) is evaluated using the exact analytic method described in this paper in Sec. 4.1. In momentum space, the BAO feature shows up as oscillations in the power spectrum. The fact that the resummed curves are not wiggly in this plot means that the BAO features are being correctly taken into account.

In this section, we first compare our results to simulation data, and then we analyze in more numerical detail the precision and accuracy of our present developments.¹² In this paper, we have presented three methods (Sec. 4) for computing the analytic IR-resummation: the exact evaluation, the saddle-point approximation, and the fixed-displacements approximation. We have already thoroughly discussed the fixed-displacements approximation in Sec. 4.3, so we will focus on the former two in this section, and would like to reiterate here that the ultimate method that we propose is a combination of the exact evaluation and the fixed-displacement approximation. We will compare to data from the `ds14_a` run of the Dark Sky simulation which evolved 10240^3 particles

¹²A Mathematica notebook with our computations is available at the [EFTofLSS repository](#).

in a volume of $(8 h^{-1} \text{Gpc})^3$ with cosmological parameters $\Omega_m = 0.295$, $\Omega_b = 0.0468$, $\Omega_\Lambda = 0.705$, $h = 0.688$, $n_s = 0.9676$, $\sigma_8 = 0.835$ [59].¹³ For the one- and two-loop EFT expressions for the power spectrum and correlation function, we use the fitted parameters obtained in [22] which compared to the same simulation. In particular we have, in the notation of eq. (C.1), $c_s^2(a_0) = 0.0413 (h \text{Mpc}^{-1})^{-2}$. For all IR-resummation methods, we use the cutoff $\Lambda_{\text{IR}} = 0.12 h \text{Mpc}^{-1}$ (defined in eq. (A.6)). In all legends, “analytic” refers to the exact evaluation in Sec. 4.1, “saddle” refers to the saddle-point approximation in Sec. 4.2, and “num. int.” refers to the numerical integral method of [47]. For the tree-level power spectrum decomposition, we use the parameters (see eq. (2.2)) $\nu = -0.2$, $N_{\text{max}} = 200$, $k_{\text{max}} = 100$, and $k_{\text{min}} = 10^{-5}$, and for the one-loop decomposition, we use $\nu = -1.2$, $N_{\text{max}} = 250$, $k_{\text{max}} = 100$, and $k_{\text{min}} = 10^{-5}$.

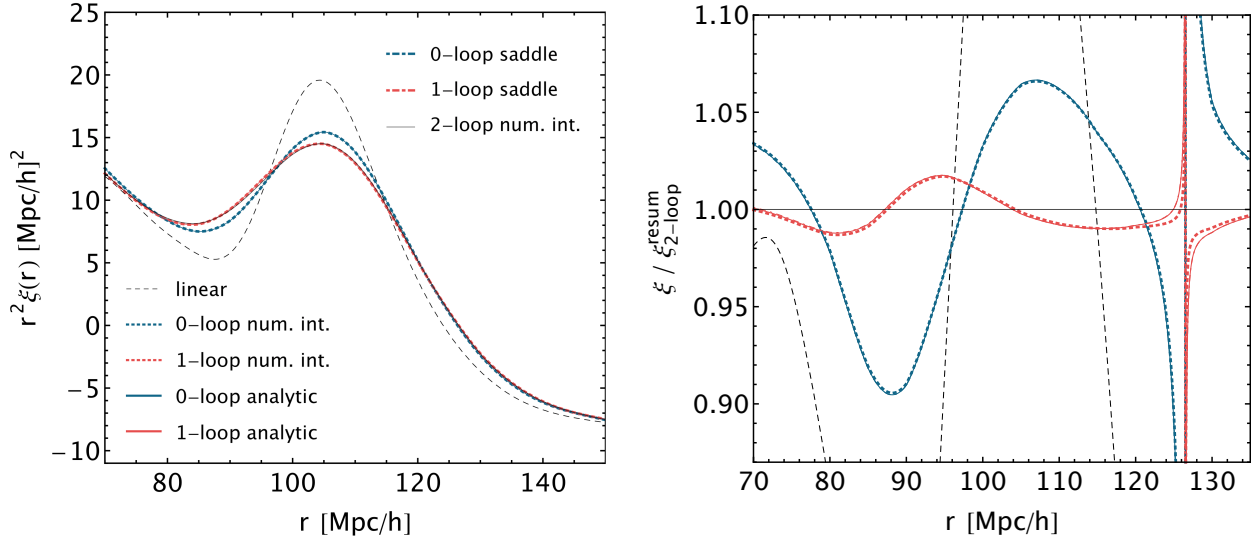


Figure 7: In this figure, we compare the new exact analytic and saddle point-approximation methods of IR-resummation to the standard numerical integral (“num. int.” in the legend) method of [47]. In the left panel, we give an overview of the various quantities, although curves of the same color are bunched together because they are approximately equal. In the right panel, we show some more detail by comparing the various curves directly with the two-loop numerical integral IR-resummation, which, as described at the beginning of Sec. 5, we use as a proxy for the correct answer. In the right panel, we see two things. First, we see convergence to the correct answer, as the one-loop quantities are clearly an improvement over the tree-level quantities. Second, we see that all three methods of computing the IR-resummation are approximately equal. More detail is shown in Fig. 8.

Because we are not aware of measurements of the correlation function for this simulation, we make our comparison in momentum space in Fig. 6: the result of our one-loop, exact analytic IR-resummation (Sec. 4.1) is shown as the black curve. The other curves are either the Eulerian power spectra, or the IR-resummed power spectra using the numerical integral formulas of [47]. The BAO peak of the correlation function appears as oscillations in the power spectrum, so when the curve of $P(k)/P_{\text{NL}}(k)$ is wiggly, this means that the computed $P(k)$ is not correctly describing the BAO peak of the non-linear (NL) data: this is the case with all of the Eulerian curves in Fig. 6, and this is how the poor convergence of the Eulerian correlation function curves of Fig. 1 shows up in the power spectrum. On the other hand, the IR-resummed curves do not show any residual

¹³These are the same parameters as for the cosmology C1 in Sec. 4.3.

oscillations. Since we are ultimately interested in studying the BAO peak in this paper, the main point of Fig. 6 is to show that the two-loop, IR-resummed EFT power spectrum from [47] fits the the BAO oscillations very well. Thus, since we do not have the correlation function data for this simulation, we will use the two-loop, IR-resummed EFT correlation function as a proxy for the data. In any case, the main point of the current work is to study the accuracy of our method against the existing computational methods of [1, 47].

Now, we look directly at the correlation function. First, in Fig. 7, we show an overview of two of the methods proposed in this paper (the exact analytic and saddle-point approximation methods) and the standard numerical integral method of [47], compared with the two-loop numerical integral IR-resummation, which is our proxy for the true answer. We can clearly see that the loop expansion is converging. However, because the different computational methods are all so close, this plot is not very useful for showing the differences between them. For that comparison, we look at Fig. 8.

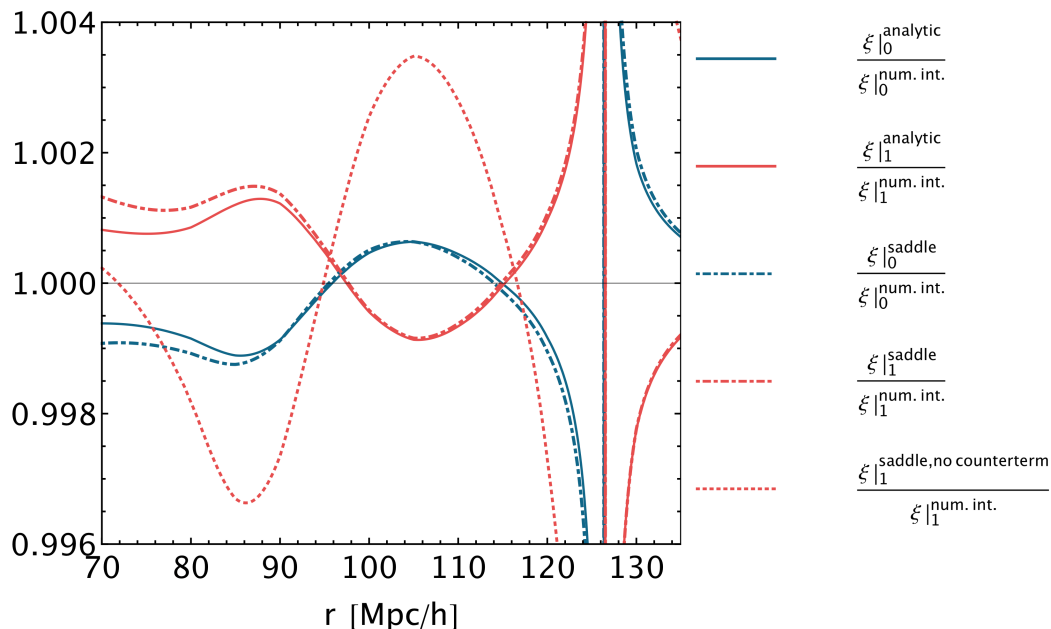


Figure 8: In this figure, which is our main result, we compare our new IR-resummation methods to the standard numerical integral (“num. int.” in the legend) IR-resummation of [47]. We remind the reader that $\xi|_N$ means that the correlation function is resummed in $\epsilon_{s<}$, and expanded to order N in $\epsilon_{\delta<}$. We see that the two methods proposed in this work are different from the numerical integral computations by less than 0.2%. This difference is mainly due to the expansion of the Γ function in eq. (3.13), which also explains why the mistake is not recovered by the loop expansion. One can easily include more terms in the Γ function expansion, as described in the main text. Finally, we show the effect of the counterterm, which is approximately 0.4%. For this curve (dotted red), we have included the counterterm in $\xi_1^{\text{num.int.}}$, but have left it out of ξ_1^{saddle} . This shows quantitatively the effect of the counterterm on the BAO scales.

In Fig. 8, which summarizes our main results, we compare our methods of IR-resummation to the standard numerical integral computation. In particular, we compare the tree-level and one-loop resummations for both the exact analytic evaluation and the saddle-point approximation to the corresponding computations done with numerical integrals. The difference is less than 0.2% for both methods, and it does not improve with the number of loops. This makes sense, since the expansion of the Γ function in eq. (3.13) is common to both methods and is a systematic error

which is not recovered order by order in the loop expansion.¹⁴ This should be contrasted with the fixed-displacements approximation of Sec. 4.3, where the mistake from the displacements leads to a smaller and smaller effect as we go to higher loops. However, this is of little importance here, since one can easily include higher orders in the Γ function expansion, and we are already at a precision of better than 0.2%, which should be precise enough for any upcoming survey. Finally, in Fig. 8, we look at the effect of the counterterm on the BAO peak. To get an idea, we plot the one-loop saddle-point approximation without the counterterm, divided by the one-loop numerical integral computation with the counterterm. We see that the effect is approximately 0.4%.

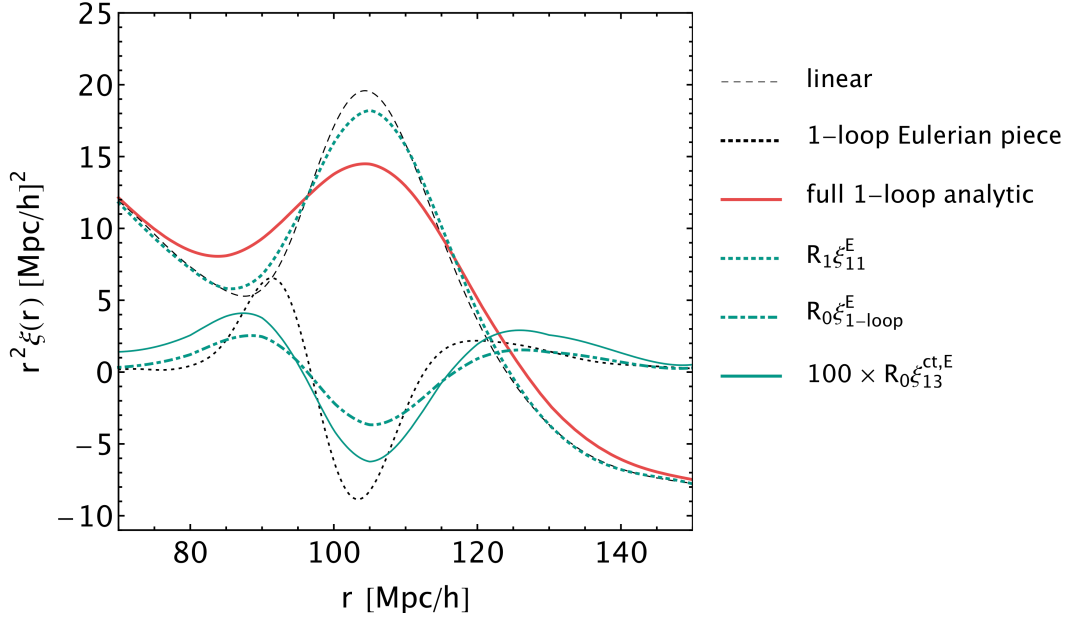


Figure 9: In this plot, we show the various contributions to the one-loop resummed correlation function. We show the difference between the Eulerian terms (black dashed and dotted) and the corresponding resummed contributions (teal dotted and dot-dashed), as well as the counterterm contribution (solid teal). Notice that the counterterm contribution has been scaled by a factor of 100 to make it visible: it is much smaller than the other one-loop pieces. For the full definitions of the $R_1 \xi_{11}^E$ and $R_0 \xi_{1\text{-loop}}^E$ contributions, see eq. (3.21). The counterterm contribution, eq. (3.24), is plotted with $c_s^2 = 0.0413 (h \text{ Mpc}^{-1})^{-2}$.

To put this into perspective, in Fig. 9 we show the various contributions to the one-loop exact analytic resummation. We plot the full one-loop computation, along with the individual $R_1 \xi_{11}^E$ and $R_0 \xi_{1\text{-loop}}^E$ contributions (see eq. (3.21) for notation), and also the counterterm contribution (eq. (3.24), with $c_s^2 = 0.0413 (h \text{ Mpc}^{-1})^{-2}$). Notice that the counterterm contribution has been scaled by a factor of 100: it is about 1/100 of the one-loop contribution. The smallness of this contribution is to be expected since the counterterm describes UV physics, and the BAO peak is dominated by IR physics.

Now that we have seen how precise our new computations are, we can discuss the improvements in computational time. All comparisons made here have been done in Mathematica on a laptop.

¹⁴We can check that the order of magnitude of this mistake is what is expected. Looking back at eq. (3.13), the first term that we did not include in the Γ function expansion is of order ω^2/z^2 . For our decomposition, we can take representative values $\text{Im } \omega \sim 10$ and $z \sim 170$, which gives $\omega^2/z^2 \sim 3.5 \times 10^{-3}$, in approximate agreement with what we see in Fig. 8.

Because we expect that everything can be run much faster with a more sophisticated code, we simply report the ratio of times between different methods. As presented in Sec. 4.1 and Sec. 4.2, the exact evaluation and saddle-point approximation take just about as long as the numerical integral method per output r point, and so by themselves they do not represent much of an improvement. This observation is particularly relevant because we do not yet have the two-loop analogue of the one-loop power spectrum decomposition of Sec. 2. However, we hope that our formalism might simplify other computations, such as the IR-resummation of the bispectrum, which to date has not been implemented.

More immediately, though, our formalism, combined with the fixed-displacements approximation of Sec. 4.3 does provide a significant improvement (about a factor of 6 to 10 in computational time) over the standard computation. As we remarked in Sec. 4.3, once the IR-displacements are fixed, the IR-resummation becomes simply a matrix multiplication between the cosmology dependent c_m coefficients and a fixed, cosmology independent resummation matrix. In particular, when combining the exact evaluation method of Sec. 4.1 with the fixed-displacements approximation of Sec. 4.3, we find that the error with respect to the numerical integrals is at the level of 0.3%, in agreement with what one would guess by combining the errors of the individual methods.

We see a few interesting extensions of this work. First, concerning the power spectrum, we have shown in App. D that the higher loop generalization of our work should be straightforward. Thus, once we understand the two-loop FFTLog decomposition, we should be able to apply our formalism to it without much trouble. Next, we hope that our work can also be used to implement the IR-resummation for other cosmological observables, like the bispectrum and redshift space distortions. In those cases, there are more numerical integrals to be done, and practical implementation is more difficult than for the correlation function (for example, it does not exist yet for the bispectrum). As always, having an analytical formula may help with simplifying numerical computations, but we leave this exploration for future work.

Acknowledgments

The authors would like to thank J. J. M. Carrasco for interesting discussions related to this project. L. S. is partially supported by NSF award 1720397 and partially supported by Simons Foundation Origins of the Universe program (Modern Inflationary Cosmology collaboration). M. L. acknowledges financial support from the Enhanced Eurotalents fellowship, a Marie Skłodowska-Curie Actions Programme.

A IR-resummation expressions

In this appendix, we present some details for doing the IR-resummation presented in Sec. 3. First, we introduce some notation. We use a double bar $g(r)|_n$ to mean that the quantity $g(r)$ is expanded up to n -th order in all of the parameters $\epsilon_{s<}$, $\epsilon_{\delta<}$, and $\epsilon_{s>}$ (defined in eq. (1.1)): this is simply the Eulerian expansion. We use a single bar $\bar{g}(r)|_n$ to mean that $g(r)$ is expanded up to n -th order in $\epsilon_{\delta<}$ and $\epsilon_{s>}$, but that $\epsilon_{s<}$ has been resummed: this is the result of the IR-resummation. Finally, for the correlation function, we use a subscript like in $\xi(r)_j$ to mean that we take the j -th loop-order piece of the correlation function in Eulerian perturbation theory.

From [47], the IR-resummed correlation function $\xi(r)|_N$, to order N in $\epsilon_{\delta<}$ and to all orders in $\epsilon_{s<}$, in terms of the j -th order contribution to the Eulerian correlation function $\xi_j^E(q)$, is given by¹⁵

$$\xi(r)|_N = \sum_{j=1}^N \int d^3q \xi_j^E(q) R_{N-j}(\vec{r} - \vec{q}, \vec{r}) \quad (\text{A.1})$$

where

$$R_{N-j}(y^i, \vec{r}) = K_0^{-1} \left(-i \frac{\partial}{\partial y^i}, \vec{r} \right) \Big|_{N-j} G(\vec{y}, \vec{r}), \quad (\text{A.2})$$

$$G(\vec{y}, \vec{r}) = \frac{(2\pi)^{-3/2}}{\sqrt{|A(\vec{r})|}} \exp \left\{ -\frac{1}{2} y^i y^j A_{ij}^{-1}(\vec{r}) \right\}, \quad (\text{A.3})$$

$$K_0(\vec{k}, \vec{q}) = \exp \left\{ -\frac{1}{2} k^i k^j A_{ij}(\vec{q}) \right\}, \quad (\text{A.4})$$

$$A_{ij}(\vec{r}) \equiv A_0(r) \delta_{ij} + A_2(r) \hat{r}_i \hat{r}_j, \quad A_{ij}^{-1}(\vec{r}) \equiv \alpha_0(r) \delta_{ij} + \alpha_2(r) \hat{r}_i \hat{r}_j, \quad (\text{A.5})$$

$$A_0(r) = \int_0^{\Lambda_{\text{IR}}} \frac{dp}{2\pi^2} \frac{2}{3} (1 - j_0(rp) - j_2(rp)) P_{11}(p), \quad A_2(r) = \int_0^{\Lambda_{\text{IR}}} \frac{dp}{2\pi^2} 2j_2(rp) P_{11}(p), \quad (\text{A.6})$$

$\alpha_0(r) = A_0(r)^{-1}$, and $\alpha_2(r) = -A_2(r)A_0(r)^{-1}(A_0(r) + A_2(r))^{-1}$. Here, Λ_{IR} is the IR scale up to which we resum the linear IR modes. This cutoff and the choice in eq. (A.4) to keep the linear modes non-perturbative both serve to define a new expansion parameter $\tilde{\epsilon}_{s<}$, such that $\tilde{\epsilon}_{s<} \ll 1 \lesssim \epsilon_{s<}$. Because $\tilde{\epsilon}_{s<}$ is small, the perturbative expansion now converges rapidly, and higher loops will improve the computation. In practice, we use $\Lambda_{\text{IR}} = 0.12 h \text{ Mpc}^{-1}$.

In this paper, we concentrate on the one-loop resummation, so the relevant functions for us are

$$R_0(\vec{y}, \vec{r}) = \frac{(2\pi)^{-3/2}}{\sqrt{|A(\vec{r})|}} \exp \left\{ -\frac{1}{2} y^i y^j A_{ij}^{-1}(\vec{r}) \right\}, \quad (\text{A.7})$$

and

$$R_1(\vec{y}, \vec{r}) = \frac{(2\pi)^{-3/2}}{\sqrt{|A(\vec{r})|}} \left(\frac{5}{2} - \frac{1}{2} y^k y^l A_{kl}^{-1}(\vec{r}) \right) \exp \left\{ -\frac{1}{2} y^i y^j A_{ij}^{-1}(\vec{r}) \right\}. \quad (\text{A.8})$$

¹⁵Here and in the rest of the paper, we only include the effects of the linear displacements; Ref. [47] showed that the correction due to the three-point function of the displacement field is negligible with respect to higher loop corrections.

We will see that it is useful to introduce the following notation

$$R_0^\lambda(\vec{y}, \vec{r}) = \frac{(2\pi)^{-3/2}}{\sqrt{|A(\vec{r})|}} \exp \left\{ -\frac{\lambda}{2} y^i A_{ij}^{-1}(\vec{r}) y^j \right\} \quad (\text{A.9})$$

so that we can write

$$R_1(\vec{y}, \vec{r}) = \frac{5}{2} R_0^1(\vec{y}, \vec{r}) + \partial_\lambda R_0^\lambda(\vec{y}, \vec{r})|_{\lambda=1} . \quad (\text{A.10})$$

Now let us briefly comment on some properties of the matrix $A_{ij}(\vec{r})$ used in writing the integral in eq. (3.10) as eq. (3.11). From the expression in eq. (A.5), we can immediately find the three eigenvectors and eigenvalues of $A_{ij}(\vec{r})$. Let $\hat{v}_i^{(1)}$ and $\hat{v}_i^{(2)}$ be two unit vectors that are orthogonal to \hat{r}_i . Then $\hat{v}_i^{(1)}$ and $\hat{v}_i^{(2)}$ are eigenvectors with eigenvalues $A_0(r)$, and \hat{r}_i is an eigenvector with eigenvalue $A_0(r) + A_2(r)$. This means that we can diagonalize A and A^{-1} as

$$A_{ij}(\vec{r}) \rightarrow \begin{pmatrix} A_0(r) & 0 & 0 \\ 0 & A_0(r) & 0 \\ 0 & 0 & A_0(r) + A_2(r) \end{pmatrix} \quad (\text{A.11})$$

$$A_{ij}^{-1}(\vec{r}) \rightarrow \begin{pmatrix} \alpha_0(r) & 0 & 0 \\ 0 & \alpha_0(r) & 0 \\ 0 & 0 & \alpha_0(r) + \alpha_2(r) \end{pmatrix} \quad (\text{A.12})$$

where we have chosen the $\hat{3}$ direction to be parallel with \hat{r} .

B Subleading corrections to the wiggle/no-wiggle method

B.1 Derivation of wiggle/no-wiggle from the IR-resummation

The expression for the resummed power spectrum at one loop in the wiggle/no-wiggle method is given by [21, 48]

$$P^{\text{w/nw}}(k)|_1 = P_{11}^s(k) + P_1^s(k) + e^{-k^2 \Sigma^2} (P_{11}^w(k) (1 + k^2 \Sigma^2) + P_1^w(k)) \quad (\text{B.1})$$

where $P_{11}^s(k)$ is the smoothed linear power spectrum (for example using the Eisenstein and Hu smooth power spectrum [61]), $P_{11}^w(k) \equiv P_{11}(k) - P_{11}^s(k)$, $P_1^s(k)$ is the one-loop contribution to the power spectrum computed in Eulerian perturbation theory using only $P_{11}^s(k)$ (including counterterms), $P_1^w(k) \equiv P_1(k) - P_1^s(k)$, and Σ^2 is defined differently in the two references [21, 48]. In [21], calling their choice Σ_1^2 , they use

$$\Sigma_1^2 = \frac{1}{2} A_0(\ell_{\text{BAO}}) , \quad (\text{B.2})$$

where A_0 is defined in eq. (A.6), but with $\Lambda_{\text{IR}} = \epsilon k$ and $\epsilon \ll 1$. On the other hand, using Σ_2 to denote the choice in [48], they use

$$\Sigma_2^2 = \frac{1}{2\pi^2} \frac{1}{r_{\text{max}}^3 - r_{\text{min}}^3} \int d^3 r \left(A_0^{s,\infty}(r) + \frac{1}{3} A_2^{s,\infty}(r) \right) , \quad (\text{B.3})$$

which is the average of the smooth part of the displacement correlation functions over the range where the wiggles are prominent (for example $q_{\text{min}} = 10 h^{-1} \text{Mpc}$ and $q_{\text{max}} = 300 h^{-1} \text{Mpc}$), and

$A_0^{s,\infty}$ and $A_2^{s,\infty}$ are as in eq. (A.6), but using P_{11}^s and integrating with $\Lambda_{\text{IR}} = \infty$. The difference between evaluating the displacements at ℓ_{BAO} as in eq. (B.2) or averaging over them as in eq. (B.3) is a small effect, for the same reason that the fixed-displacements approximation of Sec. 4.3 is a good approximation.

In this appendix we are going to rigorously derive eq. (B.1) in such a way that all of the approximations will be explicit and one could, in principle, include them.¹⁶ Let us first see how eq. (B.1) can be simply derived from the expressions of [47], which are a simple manipulation of the expressions of [1], after dropping some small corrections. The one-loop expression for the correlation function is given by, see App. A,

$$\xi(r)|_1 = \frac{(2\pi)^{-3/2}}{\sqrt{|A(\vec{r})|}} \int d^3q \exp \left\{ -\frac{1}{2} q^i q^j A_{ij}^{-1}(\vec{r}) \right\} \left(\left(\frac{5}{2} - \frac{1}{2} q^k q^l A_{kl}^{-1}(\vec{r}) \right) \xi_{11}^E(|\vec{r} - \vec{q}|) + \xi_1^E(|\vec{r} - \vec{q}|) \right). \quad (\text{B.4})$$

Breaking the power spectrum into a smooth part and a wiggle part means that we break the correlation function into a smooth part and a peak part. Similarly to above, we define ξ_{11}^s and ξ_1^s as the Fourier transforms of P_{11}^s and P_1^s , and we also define $\xi_{11}^p \equiv \xi_{11}^E - \xi_{11}^s$ and $\xi_1^p \equiv \xi_1^E - \xi_1^s$, where p stands for peak.

We start by looking at the resummation eq. (B.4) applied to the smooth correlation functions. One can notice immediately that if $\xi^s(|\vec{r} - \vec{q}|) \rightarrow \xi^s(r)$ in eq. (B.4), which is generally a good approximation since from [1] we know that at leading order, the IR-resummation does not change a truly smooth function, one can do the Gaussian integral over d^3q to obtain $\xi^s(r)|_1 \rightarrow \xi_{11}^s(r) + \xi_1^s(r)$, i.e., there is no resummation of the smooth part. We will comment below on the corrections to this statement, but first we look at the leading resummation of the peak part.

Next, consider eq. (B.4) applied to the peak correlation function ξ^p (whose Fourier transform is the wiggle power spectrum P^w), and write the expression in Fourier space. This gives¹⁷

$$\begin{aligned} P^w(k)|_1 &\equiv \int d^3r e^{i\vec{k}\cdot\vec{r}} \xi^p(r)|_1 \\ &= \frac{(2\pi)^{-3/2}}{\sqrt{|A(\vec{r})|}} \int d^3r e^{i\vec{r}\cdot\vec{k}} \int_{\vec{k}'} e^{-i\vec{k}'\cdot\vec{r}} \left(\left(\frac{5}{2} \tilde{G}(\vec{k}', \vec{r}) - \frac{1}{2} \tilde{G}_1(\vec{k}', \vec{r}) \right) P_{11}^w(k') + \tilde{G}(\vec{k}', \vec{r}) P_1^w(k') \right) \\ &= \int d^3r e^{i\vec{r}\cdot\vec{k}} \int_{\vec{k}'} e^{-i\vec{k}'\cdot\vec{r}} \exp \left\{ -\frac{1}{2} k'^i k'^j A_{ij}(\vec{r}) \right\} \left(\left(1 + \frac{1}{2} k'^i k'^j A_{ij}(\vec{r}) \right) P_{11}^w(k') + P_1^w(k') \right). \end{aligned} \quad (\text{B.6})$$

¹⁶We do this derivation at one-loop, but it is obvious how to extend it to all loops, as the trick of subtracting the IR-resummation when adding the loop contribution so that we are not double counting is the same as introduced in [1].

¹⁷We have used the Fourier transforms of the Gaussians

$$\begin{aligned} G(\vec{q}, \vec{r}) &\equiv \exp \left\{ -\frac{1}{2} q^i q^j A_{ij}^{-1}(\vec{r}) \right\} = \int_{\vec{k}} e^{-i\vec{k}\cdot\vec{q}} \tilde{G}(\vec{k}, \vec{r}) \\ \tilde{G}(\vec{k}, \vec{r}) &\equiv \int d^3q e^{i\vec{k}\cdot\vec{q}} \exp \left\{ -\frac{1}{2} q^i q^j A_{ij}^{-1}(\vec{r}) \right\} = \frac{(2\pi)^{3/2}}{\sqrt{|A^{-1}(\vec{r})|}} \exp \left\{ -\frac{1}{2} k^i k^j A_{ij}(\vec{r}) \right\} \\ G_1(\vec{q}, \vec{r}) &\equiv q^k q^l A_{kl}^{-1}(\vec{r}) \exp \left\{ -\frac{1}{2} q^i q^j A_{ij}^{-1}(\vec{r}) \right\} = \int_{\vec{k}} e^{-i\vec{k}\cdot\vec{q}} \tilde{G}_1(\vec{k}, \vec{r}) \\ \tilde{G}_1(\vec{k}, \vec{r}) &\equiv \int d^3q e^{i\vec{k}\cdot\vec{q}} G_1(\vec{q}, \vec{r}) = \frac{(2\pi)^{3/2}}{\sqrt{|A^{-1}(\vec{r})|}} \exp \left\{ -\frac{1}{2} k^i k^j A_{ij}(\vec{r}) \right\} \left(3 - k^i k^j A_{ij}(\vec{r}) \right). \end{aligned} \quad (\text{B.5})$$

Now, if A_{ij} were not to depend on \vec{r} , i.e. if $A_{ij} = \bar{A}_0 \delta_{ij}$ where \bar{A}_0 is constant, then one could do the integral over d^3r to get a factor of $\delta(\vec{k} - \vec{k}')$ and then do the integral over \vec{k}' to give

$$P^w(k)|_1 \rightarrow \exp\left\{-\frac{1}{2}k^2\bar{A}_0\right\} \left(\left(1 + \frac{1}{2}k^2\bar{A}_0\right) P_{11}^w(k) + P_1^w(k) \right). \quad (\text{B.7})$$

This is almost the expression for the wiggle part in eq. (B.1), but we should make a few comments related to the matrix $A_{ij}(\vec{r}) = A_0(r)\delta_{ij} + A_2(r)\hat{r}_i\hat{r}_j$. To make this independent of r , one could consider a spatial average over $A_0(r)$ and $A_2(r)$, as in eq. (B.3), or simply evaluate them near the BAO peak, i.e. use $A_0(\ell_{\text{BAO}})$ and $A_2(\ell_{\text{BAO}})$ as in eq. (B.2) (the difference between these two choices is small). In terms of the angular part of the matrix structure, to ignore the \hat{r}_i dependence, one can either take the piece proportional to δ_{ij} as in eq. (B.2), or take the trace, which is what eq. (B.3) does. Finally, the displacement correlation functions A_0 and A_2 that we use have a cutoff at $\Lambda_{\text{IR}} = 0.12 h \text{ Mpc}^{-1}$, while the functions $A_0^{s,\infty}$ and $A_2^{s,\infty}$ in eq. (B.3) have a cutoff of $\Lambda_{\text{IR}} = \infty$, and $A_0(\ell_{\text{BAO}})$ in eq. (B.2) has a cutoff of $\Lambda_{\text{IR}} = \epsilon k$, with $\epsilon \sim 1/2$. With these caveats in mind, we recover the wiggle part in eq. (B.1) by using

$$\bar{A}_0 \rightarrow A_0(\ell_{\text{BAO}}) \simeq 2\Sigma_1^2, \quad (\text{B.8})$$

to match eq. (B.2), or

$$\bar{A}_0 \rightarrow \left(A_0(\ell_{\text{BAO}}) + \frac{1}{3}A_2(\ell_{\text{BAO}}) \right) \simeq 2\Sigma_2^2, \quad (\text{B.9})$$

to match eq. (B.3). In this way we have shown how the wiggle/no-wiggle method is a relatively straightforward approximation of the expression in [1]. Indeed, this had to be the case as there is only one correct way to resum the displacements. However, our derivation allows us to estimate the size of the approximations, or to include the corrections, which we do next.

B.2 Subleading corrections

B.2.1 Smooth part

Now that we have seen the approximations for which the IR-resummation reduces to the wiggle/no-wiggle method, we can study the corrections. The first correction comes from the resummation of the smooth part of the correlation function. As stated above, this comes from expanding $\xi^s(|\vec{r} - \vec{q}|)$ for $q/r \ll 1$. Looking back at eq. (B.4), plugging in the smooth correlation functions, expanding $\xi^s(|\vec{r} - \vec{q}|)$ for $q/r \ll 1$, and looking at the first correction, we find

$$\Delta\xi^s(r)|_1 \approx \frac{1}{2} \frac{\partial^2 \xi_1^s}{\partial r^i \partial r^j}(\vec{r}) A_{ij}(\vec{r}). \quad (\text{B.10})$$

If one has a perfectly smooth function and there is no scale in it, then one has that

$$\frac{\partial^2 \xi_1^s}{\partial r^i \partial r^j}(r) \sim \frac{\xi_1^s(r)}{r^2}. \quad (\text{B.11})$$

However, if during the arbitrary splitting of ξ^{E} , there are still some peak-like features in the smooth correlation function, then

$$\frac{\partial^2 \xi_1^s}{\partial r^i \partial r^j}(r) \sim \frac{\xi_1^s(r)}{r^2} + \epsilon_{\text{osc}} \frac{\xi_1^s(r)}{\sigma^2}, \quad (\text{B.12})$$

where σ is the size of the feature near position q in configuration space (for example the width of the BAO peak near ℓ_{BAO}), and ϵ_{osc} characterizes the oscillatory features that are still present in the power spectrum. We will discuss these two corrections separately, so for convenience, let us define

$$\Delta\xi_{1,\text{smooth}}^s(r) \equiv \frac{1}{2}|A(r)|\frac{\xi_1^s(r)}{r^2}, \quad \text{and,} \quad \Delta\xi_{1,\text{osc}}^s(r) \equiv \frac{1}{2}|A(r)|\epsilon_{\text{osc}}\frac{\xi_1^s(r)}{\sigma^2}, \quad (\text{B.13})$$

where by $|A(r)|$ we mean the typical size of the matrix $A_{ij}(\vec{r})$, which for example, we can take to be $|A(r)| = A_0(\ell_{\text{BAO}})$ for the purposes of this discussion.

We first discuss the correction $\Delta\xi_{1,\text{smooth}}^s$. It turns out that the size of the displacements A_{ij} at the BAO scale are of order the BAO peak width squared, σ^2 , so $\Delta\xi_{1,\text{smooth}}^s(\ell_{\text{BAO}})$ is a parametrically small correction if $\sigma^2/\ell_{\text{BAO}}^2 \ll 1$, which is more or less true since $\sigma \approx 10 h^{-1}\text{Mpc}$ and $\ell_{\text{BAO}} \approx 110 h^{-1}\text{Mpc}$.¹⁸ This may not always be the case with $\Delta\xi_{1,\text{osc}}^s$, though. Looking at Fig. 10, we see that ξ_1^s has features somewhat comparable to the scale of the BAO-peak width.¹⁹ These features come from the fact that the one-loop contribution to the power spectrum, even in the absence of baryons, has an oscillatory-like feature before $k \approx 0.5 h \text{Mpc}^{-1}$. As can be seen in Fig. 11, this leads to an approximately 0.5% correction near the BAO peak. In Fig. 11, we also see that $\Delta\xi_{1,\text{smooth}}^s$ is indeed negligible, and that the extra features in ξ_1^s make $\epsilon_{\text{osc}} \approx 2.5$.

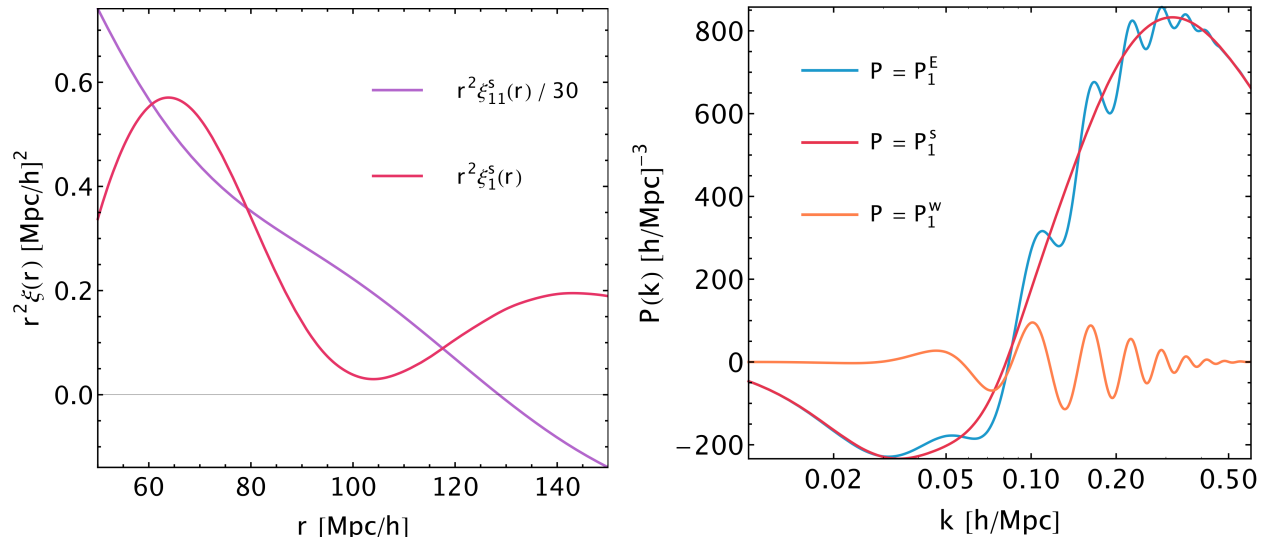


Figure 10: In this figure, in the left panel, we show the smoothness of the tree level ξ_{11}^s and one-loop contribution ξ_1^s , and we see that, while ξ_{11}^s is quite smooth as expected, ξ_1^s is much less so. The reason that ξ_1^s is not smooth is that there is a feature in the one-loop contribution to the power spectrum, even in the absence of baryons, for $k < 0.5 h \text{Mpc}^{-1}$, as can be seen in the plot of P_1^s in the right panel (red curve).

B.2.2 Peak part

We now turn to the corrections to the resummation of the peak correlation functions, which turn out to be comparable to the corrections found in the previous section. Recall that to get the

¹⁸The error is also small away from the BAO peak, i.e. for $r \ll \ell_{\text{BAO}}$, because $|A(r)|/r^2 \simeq 0.014$ as $r \rightarrow 0$.

¹⁹A less optimal choice of ξ^s might put into ξ^s also some of the oscillatory features of the BAO. In fact, clearly, if one were to choose, very suboptimally, $\xi^s \equiv \xi^E$, then the wiggle/no-wiggle procedure would be equivalent to SPT.

wiggle/no-wiggle expression in eq. (B.7), we had to assume that A_{ij} was independent of \vec{r} . The corrections to that assumption come from two sources: the first is the angular dependence in the $\hat{r}_i \hat{r}_j$ term, and the second is the magnitude dependence in $A_0(r)$ and $A_2(r)$. It turns out that the angular dependence is most important, so we concentrate on that here.

To find the corrections due to the angular dependence, we write

$$A_{ij}(\vec{r}) \approx \left(A_0(\ell_{\text{BAO}}) + \frac{1}{3} A_2(\ell_{\text{BAO}}) \right) \delta_{ij} + A_2(\ell_{\text{BAO}}) \left(\hat{r}_i \hat{r}_j - \frac{1}{3} \delta_{ij} \right) + \dots, \quad (\text{B.14})$$

and expand A_{ij} as above in the last line of eq. (B.6), keeping only the terms which are first order in $A_2(\ell_{\text{BAO}})(\hat{r}_i \hat{r}_j - \delta_{ij}/3)$. The correction due to the angular terms then, is

$$\begin{aligned} \Delta \xi^p(r)|_1 &= \int_{\vec{k}} e^{-i\vec{k}\cdot\vec{r}} \exp \left\{ -\frac{1}{2} k^2 \left(A_0(\ell_{\text{BAO}}) + \frac{1}{3} A_2(\ell_{\text{BAO}}) \right) \right\} \left(-\frac{k^2 A_2(\ell_{\text{BAO}})}{2} \left(\mu^2 - \frac{1}{3} \right) \right) \\ &\quad \times \left(\frac{1}{2} k^2 \left(A_0(\ell_{\text{BAO}}) + \frac{1}{3} A_2(\ell_{\text{BAO}}) \right) P_{11}^w(k) + P_1^w(k) \right), \end{aligned} \quad (\text{B.15})$$

where $\mu \equiv \hat{k} \cdot \hat{r}$. To see how large of a correction this might be, we should compare it to the leading term in eq. (B.6), which is

$$\approx \int_{\vec{k}} e^{-i\vec{k}\cdot\vec{r}} \exp \left\{ -\frac{1}{2} k^2 \left(A_0(\ell_{\text{BAO}}) + \frac{1}{3} A_2(\ell_{\text{BAO}}) \right) \right\} P_{11}^w(k). \quad (\text{B.16})$$

To estimate the difference in the integrals over μ , we use that

$$\frac{\int_0^\infty dx \int_{-1}^1 d\mu e^{-ix\mu}}{\int_0^\infty dx \int_{-1}^1 d\mu e^{-ix\mu} \left(\mu^2 - \frac{1}{3} \right)} \approx -3, \quad (\text{B.17})$$

so that the size of the correction is approximately

$$\left| \frac{\Delta \xi^p(r)|_1}{\xi^p(r)|_1} \right| \simeq \frac{\frac{1}{4} A_2(\ell_{\text{BAO}}) k^4 \left(A_0(\ell_{\text{BAO}}) + \frac{1}{3} A_2(\ell_{\text{BAO}}) \right)}{3} \approx 0.009 \quad (\text{B.18})$$

where we have used $k = 0.1 h \text{ Mpc}^{-1}$, which is where the BAO wiggles have support. We see in Fig. 11 that our estimate is of the correct order.

We should note that, at higher loop order, the effect of some of these corrections is expected to diminish because of the analytic dependence of the power spectrum on $\epsilon_{s<}$ but that different corrections will scale differently. For example, differences related to the cutoff Λ_{IR} or to the difference between eq. (B.2) and eq. (B.3) with respect to evaluating the displacements at ℓ_{BAO} or averaging over them, will be parametrized by $\tilde{\epsilon}_{s<} \ll \epsilon_{s<} \simeq 1$ and are recovered in the SPT expansion (this is analogous to the discussion in Sec. 4.3 about the fixed-displacements approximation). On the other hand, differences related to the angular expansion are parametrized by the smallness of $A_2(\ell_{\text{BAO}})/\ell_{\text{BAO}}^2$ times small angular factors, which happen to be small in practice, but are generically of the order $\epsilon_{s<}$. However, it is not clear how the corrections due to not resumming the higher order smooth parts scale, since this depends on how one defines the smooth parts.

In summary, we have derived the wiggle/no-wiggle formula from the IR-resummation expressions of [1], including the two numerically leading corrections to the wiggle/no-wiggle method, due to not resumming the smooth correlation function and to ignoring angular pieces, which are each

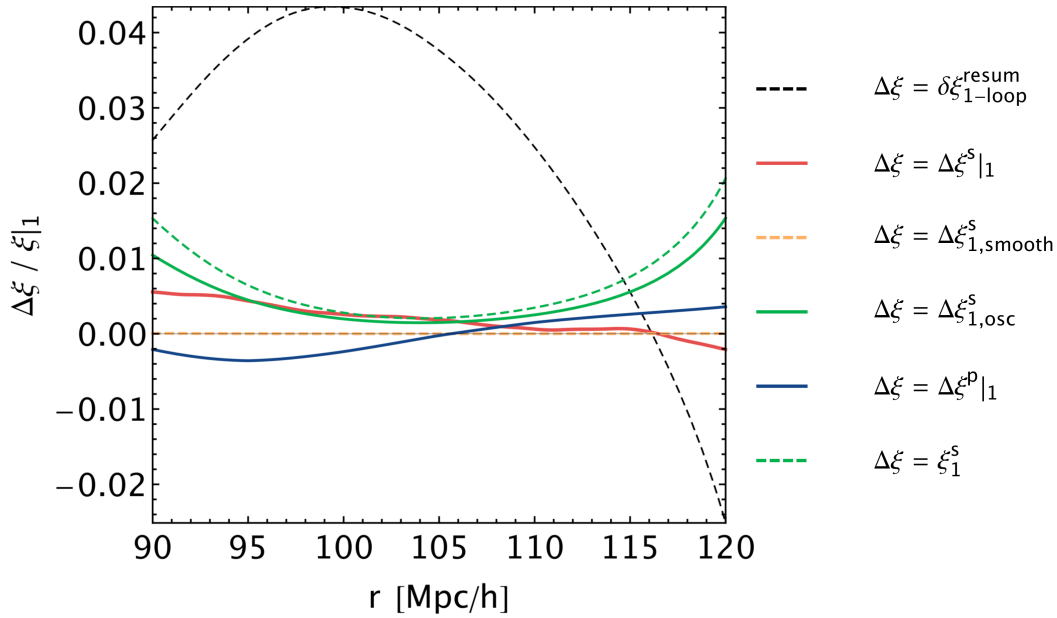


Figure 11: In this figure, we plot various corrections to the wiggle/no-wiggle method. In the legend, $\delta\xi_{1\text{-loop}}^{\text{resum}}$ is the change in the IR-resummation going from tree-level to one-loop, $\Delta\xi^s|_1$ is defined in eq. (B.10), $\Delta\xi_{1,\text{smooth}}^s$ and $\Delta\xi_{1,\text{osc}}^s$ are defined in eq. (B.13), $\Delta\xi^p|_1$ is defined in eq. (B.15). In this figure, we use $\epsilon_{\text{osc}} = 2.5$ to show that the correction to the resummed smooth one-loop contribution comes from the fact that ξ_1^s is not totally smooth and has sizeable features, even though the estimate of the correction from the smooth correlation function (the dashed orange curve, which is barely different from 0 in this plot), is negligible. We have also included the smooth one-loop contribution ξ_1^s as the dashed green curve for comparison. It is however possible, and somewhat suggested by the plot, that these independent corrections (the red and blue curves) might accidentally cancel, at least partially.

roughly 0.5% in size. However, it is possible that there is a partial accidental cancellation among these corrections. These corrections should be compared with the size of the two-loop correction. By using the method proposed in [1] to optimize convergence (i.e. rescaling $A_0 \rightarrow (1 + \alpha)A_0$ for $\alpha \sim 0.85$), the two-loop correlation function is about 0.4% of one loop, which appears to be smaller, although not by much, than the estimated corrections to the wiggle/no-wiggle method. Given that the error bars on upcoming surveys will be at the 1% level (see for example [62]), it is interesting to understand the differences more thoroughly. Also, since one of the errors is related to the angular pieces, it could be that the difference will be more severe in other observables like the bispectrum and in redshift space, where these terms are expected to contribute at leading order to higher moments. In order to do a useful and thorough comparison, we would need precise data for the BAO peak, which is not currently available to us. However, since the main goal of this paper is to develop an analytic implementation of the formulas of [1], we leave this comparison for future work.

C One-loop power spectrum

In this appendix, we give some general background formulas that are used in this paper. In the EdS approximation, the power spectrum up to one loop is given by (for example, see [39])

$$P(k, a) = D(a)^2 P_{11}(k) + D(a)^4 (P_{13}(k) + P_{22}(k)) - 4\pi c_s^2(a) k^2 D(a)^2 P_{11}(k) \quad (\text{C.1})$$

where the last term is the counterterm from the EFTofLSS [2, 3]. The explicit forms of the one-loop pieces are

$$\begin{aligned} P_{22}(k) &= 2 \int \frac{d^3 q}{(2\pi)^3} F_2(\vec{q}, \vec{k} - \vec{q})^2 P_{11}(q) P_{11}(|\vec{k} - \vec{q}|) , \\ P_{13}(k) &= 6 P_{11}(k) \int \frac{d^3 q}{(2\pi)^3} F_3(\vec{q}, -\vec{q}, \vec{k}) P_{11}(q) , \end{aligned} \quad (\text{C.2})$$

where the F_n are known kernels [39], and, in particular,

$$F_2(\vec{q}, \vec{k} - \vec{q}) = \frac{5}{14} + \frac{3k^2}{28q^2} + \frac{3k^2}{28|\vec{k} - \vec{q}|^2} - \frac{5q^2}{28|\vec{k} - \vec{q}|^2} - \frac{5|\vec{k} - \vec{q}|^2}{28q^2} + \frac{k^4}{14|\vec{k} - \vec{q}|^2 q^2} . \quad (\text{C.3})$$

and

$$\begin{aligned} F_3(\vec{q}, -\vec{q}, \vec{k}) &= -\frac{97}{1512} + \frac{|\vec{k} - \vec{q}|^2}{24k^2} + \frac{1195k^2}{6552|\vec{k} - \vec{q}|^2} - \frac{19|\vec{k} - \vec{q}|^4}{504q^4} + \frac{|\vec{k} - \vec{q}|^2 k^2}{14q^4} - \frac{5k^4}{168q^4} \\ &\quad - \frac{k^6}{252|\vec{k} - \vec{q}|^2 q^4} + \frac{211|\vec{k} - \vec{q}|^2}{1512q^2} - \frac{|\vec{k} - \vec{q}|^4}{72k^2 q^2} - \frac{187k^2}{1512q^2} - \frac{k^4}{504|\vec{k} - \vec{q}|^2 q^2} \\ &\quad - \frac{19q^2}{504|\vec{k} - \vec{q}|^2} - \frac{q^2}{24k^2} + \frac{q^4}{72|\vec{k} - \vec{q}|^2 k^2} , \end{aligned} \quad (\text{C.4})$$

where in the expression for $F_3(\vec{q}, -\vec{q}, \vec{k})$ we have changed variables of integration from $\vec{q} \rightarrow -\vec{q}$ in the terms which normally contain $|\vec{k} + \vec{q}|$ so that all terms are in the same form.

Next, let us comment briefly on some properties of the dimensional regularization expression eq. (2.7) and subtleties mentioned in [57] related to using eq. (2.7) for the loop integrals. The first thing to notice is that for any purely power law divergence, eq. (2.7) gives zero, that is, $l(\nu_1, \nu_2) = 0$ if $\nu_1 = 0$ or $\nu_2 = 0$. This is typical when one uses dimensional regularization. On the other hand, if an integral has a divergence, but also has a finite part, then eq. (2.7) gives the finite part. For example, consider $\nu_1 = \nu_2 = 1/2$. In this case, the UV limit of the integrand is $d^3 q/q^2$ and the integral is linearly divergent in the UV, but eq. (2.7) gives a finite answer because $l(1/2, 1/2) = -1/(4\pi^2)$. To understand this, consider doing the following part of the loop calculation with a UV cutoff Λ ,

$$\int^\Lambda \frac{d^3 q}{(2\pi)^3} \frac{1}{q|\vec{k} - \vec{q}|} = \int^\Lambda \frac{d^3 q}{(2\pi)^3} \left(\frac{1}{q|\vec{k} - \vec{q}|} - \frac{1}{q^2} \right) + \int^\Lambda \frac{d^3 q}{(2\pi)^3} \frac{1}{q^2} . \quad (\text{C.5})$$

In this expression, the integral over the parentheses on the right-hand side is manifestly convergent in the UV because we have explicitly subtracted out the UV divergent piece. Then, if Λ is larger

than all of the other mass scales, we can use the dimensional regularization expression eq. (2.7) to approximate the integral over the parentheses on the right hand side by writing

$$\int^{\Lambda} \frac{d^3q}{(2\pi)^3} \left(\frac{1}{q|\vec{k}-\vec{q}|} - \frac{1}{q^2} \right) = \int^{\infty} \frac{d^3q}{(2\pi)^3} \left(\frac{1}{q|\vec{k}-\vec{q}|} - \frac{1}{q^2} \right) - \int_{\Lambda}^{\infty} \frac{d^3q}{(2\pi)^3} \left(\frac{1}{q|\vec{k}-\vec{q}|} - \frac{1}{q^2} \right) \quad (\text{C.6})$$

and using eq. (2.7) to evaluate the \int^{∞} term above, which is the finite piece that we mentioned before, the one proportional to $l(1/2, 1/2)$. Because the integrand in eq. (C.6) is convergent in the UV, the piece \int_{Λ}^{∞} in eq. (C.6) goes to zero as $\Lambda \rightarrow \infty$, and so dimensional regularization eq. (2.7) gives a very good approximation to the \int^{Λ} piece which we wanted to evaluate and use in eq. (C.5). Now it is clear that if we wished to use dimensional regularization to match the numerical value of the loop integral with a cutoff, we must add the last term in eq. (C.5) by hand, explicitly putting the cutoff (and, for very accurate precision, also the last integral in eq. (C.6), which however is very small for $\Lambda \rightarrow \infty$). This is a general lesson: if we try to do an integral which has an IR or UV divergence, eq. (2.7) will not pick up the divergent piece, and we should add it by hand as on the right-hand side of eq. (C.5). We will see how this enters the loop computations a bit more concretely next.

Now we discuss the convergence properties of the loop integrals eq. (C.2). When using the decomposition eq. (2.1), the convergence of the loop integrals depends on ν , the real part of $-2\nu_m$ in eq. (2.1), so for the purposes of this discussion, let us assume that the linear power spectrum is a single power law, i.e. $P_{11}(k) \propto k^{\nu}$ where ν is real (properties of IR and UV divergences in power-law cosmologies have been thoroughly discussed in the literature, see for example [43, 44, 7, 5].) By taking the IR limit ($q \ll k$) and UV limit ($q \gg k$) of eq. (C.2) with $P_{11}(k) \propto k^{\nu}$, one can see that the P_{22} integral is convergent in the IR for $-1 < \nu$ and convergent in the UV for $\nu < 1/2$, and the P_{13} integral is convergent in the IR for $-1 < \nu$ and convergent in the UV for $\nu > -1$ (i.e. it is never convergent). For concreteness, let us momentarily focus on the P_{22} integral. If we choose a value of ν such that the full integral is convergent, then using eq. (2.7) will certainly give us the same answer as the numerical integration. Notice that if we expand $F_2(\vec{q}, \vec{k} - \vec{q})^2$ and write the P_{22} integral as a sum of terms of the form eq. (2.7), many of the individual terms will have IR or UV divergences. However, as mentioned before, these divergences are set to zero by dimensional regularization, and one is left with only the finite contributions which indeed add up to the final finite answer for the convergent integral. If, on the other hand, we choose a value of ν , say $\nu = 1$, for which the full P_{22} integral really contains a divergence (in this case there is a linear divergence in the UV), then this piece will not be captured by dimensional regularization, and as discussed around eq. (C.5), one has to add this piece by hand. In equations, this is

$$2 \int^{\Lambda} \frac{d^3q}{(2\pi)^3} F_2(\vec{q}, \vec{k} - \vec{q})^2 q^{\nu} |\vec{k} - \vec{q}|^{\nu} \simeq k^3 k^{2\nu} M_{22}(-1/2, -1/2) + 2 \int^{\Lambda} \frac{d^3q}{(2\pi)^3} \frac{9}{196} \frac{k^4}{q^4} q^{2\nu}, \quad (\text{C.7})$$

where the \simeq is used above because the left-hand side is equal to the right-hand side up to the integral from Λ to ∞ of a UV convergent integrand, as discussed near eq. (C.6).

Let us now discuss how this all plays out for the one-loop power spectrum in the EFTofLSS. We start with the UV divergences. As mentioned above, P_{13} is UV divergent for $\nu > -1$. For $-1 < \nu < 1$, there is only one term that is set to zero by dimensional regularization and that we have to add by hand. This term is

$$- \frac{61}{630\pi^2} k^2 P_{11}(k) \int_0^{\Lambda} dq P_{11}(q), \quad (\text{C.8})$$

where Λ is the UV cutoff in the EFTofLSS. Notice that this term is of exactly the same form, as a function of k , as the counterterm which is already included in eq. (C.1). This is not an accident, since the counterterms in the EFTofLSS are designed to absorb the cutoff dependence of the loop integrals in the UV. Thus, if we include the counterterm from the beginning, which has the free coefficient $c_s^2(a)$, there is no need to add the term in eq. (C.8), since this simply adjusts an already unknown coefficient. Indeed, this logic holds for *all* UV divergent pieces, and at higher loops, since they will *already* be included in the EFTofLSS expansion.²⁰

Finally, we move on to the IR properties of the full $P_{13} + P_{22}$. As discussed above, P_{13} and P_{22} are separately convergent in the IR for $-1 < \nu$. However, due to the equivalence principle, the sum $P_{13} + P_{22}$ is actually convergent in the IR for $-3 < \nu$ [43–45, 5]. Thus, if one uses a linear power spectrum with $-3 < \nu < -1$, there is no need to add the IR divergent pieces separately to P_{13} and P_{22} because they will cancel in the full sum anyway [57]. However, if one uses $\nu < -3$, there are subleading IR divergences which are not guaranteed to cancel in $P_{13} + P_{22}$, and so one would have to add these pieces by hand, since dimensional regularization also sets IR divergences to zero.

D Higher loops

The generalization of the analytic IR-resummation to higher loop expansions of the power spectrum is straightforward once the decomposition of the power spectrum, analogous to eq. (2.3), is known (relevant formulas for the two-loop power spectrum have been given in [57]). It is clear that a term in the expression for the N -loop power spectrum, which contains $N + 1$ factors of the initial power spectrum P_{11} , will have $N + 1$ general complex parameters ν_m . Each individual term will also have additional integer parameters related to the kernel of the specific diagram. For example, the basic two loop integral, analogous to eq. (2.7), is [57]

$$\int \frac{d^3q}{(2\pi)^3} \frac{1}{q^{2\nu_{m_4}} |\vec{k} - \vec{q}|^{2\nu_{m_5}}} \int \frac{d^3p}{(2\pi)^3} \frac{1}{p^{2\nu_{m_1}} |\vec{k} - \vec{p}|^{2\nu_{m_2}} |\vec{q} - \vec{p}|^{2\nu_{m_3}}}, \quad (\text{D.1})$$

but only three of the ν_{m_i} are general complex numbers. For concreteness, we call I the total number of exponents that are needed to describe a given diagram, i.e. $I = 5$ for the expression in eq. (D.1). Then, a general N -loop Eulerian term will have the form

$$P_N^E(k) \sim \sum_{\{m_i\}} c_{m_1} \cdots c_{m_{N+1}} k^{-2\nu_{m_1 \cdots m_I}} M_N(\nu_{m_1}, \dots, \nu_{m_I}) \quad (\text{D.2})$$

where the sum is over each of the indices m_1, \dots, m_I , the matrix M_N gives the information of the specific kernel in the diagram, and $\nu_{m_1 \cdots m_I} \equiv \nu_{m_1} + \cdots + \nu_{m_I}$. Here, and in the rest of this section, we will not keep track of all of the factors in each expression: we simply wish to show

²⁰There is also a leading UV divergence in the P_{22} diagram. For $1/2 < \nu < 3/2$, the only UV divergent piece to be added to P_{22} is

$$\frac{9}{196\pi^2} k^4 \int_0^\Lambda dq \frac{P_{11}(q)}{q^2}. \quad (\text{C.9})$$

This term is related to the stochastic counterterm in the EFTofLSS, and is typically subleading in a one-loop computation, which is why it is not included in eq. (C.1). In any case, following the above discussion, as long as one includes the k^4 counterterm consistently in the EFT expansion, one does not have to explicitly add eq. (C.9) to the dimensional regularization computation.

the general form of the result, and leave a more careful presentation for future work. Although numerical implementation of higher-loop expressions analogous to eq. (D.2) may be challenging using the FFTLog decomposition, this will be the general form. We leave a thorough study of how feasible this approach is for higher loops to future study.

Next, in order to use the resummation formula eq. (A.1), we must convert the power spectrum to the correlation function. Now that we have the general form eq. (D.2), we see that the correlation function takes an equally simple form

$$\xi_N^E(r) \sim \sum_{\{m_i\}} c_{m_1} \cdots c_{m_{N+1}} r^{2\nu_{m_1} \cdots m_I} \tilde{M}_N(\nu_{m_1}, \dots, \nu_{m_I}) , \quad (\text{D.3})$$

where \tilde{M}_N is related to M_N through some combination of Γ functions coming from the Bessel transform in eq. (3.3).

Now, we apply the formulas of Sec. A to eq. (D.3). Again, we will not keep track of all terms and coefficients, just the general form of the new terms. Since, as a function of r , all of the N -loop correlation functions eq. (D.3) are the same (a sum over complex power laws), there is nothing new about the form of the general N -loop correlation function. Because of this, we will focus on the new kernel $R_J(\vec{r} - \vec{q}, \vec{r})$ (where J runs over the relevant values of $N - j$) applied to a general complex power $q^{2\omega}$

$$\int d^3 q R_J(\vec{r} - \vec{q}, \vec{r}) q^{2\omega} . \quad (\text{D.4})$$

Using eq. (A.2) - eq. (A.4), we see that contained in this term is

$$\tilde{\xi}_\omega^{(J)}(r) \equiv \partial_\lambda^J \int d^3 q R_0^\lambda(\vec{r} - \vec{q}, \vec{r}) q^{2\omega} = \partial_\lambda^J \tilde{\xi}_\omega^\lambda(r) \Big|_{\lambda=1} , \quad (\text{D.5})$$

where $\partial_\lambda^J \equiv \partial^J / \partial \lambda^J$, R_0^λ is given in eq. (A.9), and $\tilde{\xi}_\omega^\lambda$ is given in eq. (3.26). The q_1 and q_2 integrals in the definition eq. (3.26) for $\tilde{\xi}_\omega^\lambda$ can be done for general λ , and, after expanding the Γ function as in eq. (3.13), one is left with

$$\tilde{\xi}_\omega^\lambda(r) = \sqrt{\frac{\alpha_0 + \alpha_2}{2\pi}} \sum_j \gamma_j(\omega) \left(\frac{2}{\alpha_0} \right)^j \int_{-\infty}^{\infty} dq_3 (r - q_3)^{2(\omega-j)} \lambda^{-j-1} \exp \left\{ -\frac{\lambda}{2} (\alpha_0 + \alpha_2) q_3^2 \right\} . \quad (\text{D.6})$$

Now, we have to take J number of derivatives with respect to λ . There will be many terms, with coefficients that depend on j and are easily calculable using the above expression, but we simply write the general term and ignore the coefficients here. The form of the resulting integral depends on how many times the derivative hits the exponent, which we call J' , and the integral to be done is

$$\int_{-\infty}^{\infty} dq_3 (r - q_3)^{2(\omega-j)} q_3^{2J'} \exp \left\{ -\frac{1}{2} (\alpha_0 + \alpha_2) q_3^2 \right\} . \quad (\text{D.7})$$

The final step is to write $q_3^{2J'} = (r - (r - q_3))^{2J'}$, expand this in powers of $r - q_3$ and r , and write the result in terms of the basic function $I_\omega(r)$ which is defined in eq. (3.15) and whose exact expression is given in eq. (3.16). In this way, we see that the general IR-resummation of an N -loop power spectrum can be written in terms of a single function $I_\omega(r)$. The main challenge, of course, is that this function must be evaluated for many values of ω , approximately $\mathcal{O}(N_{\max}^{N+1})$, i.e. for all of the terms in the sum in eq. (D.3). We have discussed in the main text how to do this for the one-loop result.

E Recursion relations

In this appendix, we would like to mention a general simplifying relation which can be used in any of the strategies presented in this paper. As can be seen from eq. (3.19), eq. (3.29), and eq. (3.31), the non-trivial functions that we have to evaluate are $I_{\omega_m+n/2}$, where n is an integer. For the one-loop computation presented above, one needs to evaluate for $n = \{-1, -1/2, 0, 1/2, 1\}$, but if one wishes to go to higher order in the Γ function expansion, or to higher loops, then one will have to evaluate for more n . Naively, this means that for each r and n , we have to evaluate $I_{\omega_m+n/2}(r)$ for N_{\max} number of η_m . However, we can reduce the number of evaluations by using recursion relations that are satisfied by the hypergeometric function $U(a, b; z)$ that enters the definition of I_{ω_m} in eq. (3.15). In particular, one recursion relation connects functions with an integer difference in the first argument a :

$$U(a, b; z) + (b - 2a - 2 - z)U(a + 1, b; z) + (a + 1)(a - b + 2)U(a + 2, b; z) = 0, \quad (\text{E.1})$$

where ultimately we will set $a = -\omega$, $b = 1/2$ and $z = -r^2(1 + i\epsilon)^2(\alpha_0(r) + \alpha_2(r))/2$. Because this relation involves three terms, it means that we have to initially evaluate two of them, and then the recursion relation determines all of the rest. We have to do this once for the integer shifts in ω_m , and also once for the half-integers shifts in ω_m , so it means we have to evaluate a total of four shifts. For example, we can evaluate $I_{\omega_m+n/2}(r)$ for $n = 0, 1/2, 1, 3/2$ and for all of the m and r of interest, and then use the relation eq. (E.1) to determine $I_{\omega_m+n/2}(r)$ for all of the other relevant n . While this is not so important for the order at which we work, as it reduces the number of computations by just $\sim 20\%$, it means that it is essentially trivial to go to higher orders in the expansion of the Γ function that enters eq. (3.19), and also, as we will discuss, to go to higher loops, as no evaluations of the U functions are needed beyond the ones that we do at one loop.

To solve the recursion relation, one can write it in matrix form:

$$\begin{pmatrix} U(a + 2, b; z) \\ U(a + 1, b; z) \end{pmatrix} = K[a] \begin{pmatrix} U(a + 1, b; z) \\ U(a, b; z) \end{pmatrix}, \quad (\text{E.2})$$

where $K[a]$ is a 2×2 matrix with elements $K[a]_{11} = -(b - 2a - 2 - z)/[(a + 1)(a - b + 2)]$, $K[a]_{12} = -1/[(a + 1)(a - b + 2)]$, $K[a]_{21} = 1$, and $K[a]_{22} = 0$. Then, one can easily solve for the k -th term by writing

$$\begin{pmatrix} U(a + k, b; z) \\ U(a + k - 1, b; z) \end{pmatrix} = K[a + k - 2] K[a + k - 3] \cdots K[a] \begin{pmatrix} U(a + 1, b; z) \\ U(a, b; z) \end{pmatrix}. \quad (\text{E.3})$$

References

- [1] L. Senatore and M. Zaldarriaga, “The IR-resummed Effective Field Theory of Large Scale Structures,” *JCAP* **1502** (2015), no. 02 013, [1404.5954](#).
- [2] D. Baumann, A. Nicolis, L. Senatore, and M. Zaldarriaga, “Cosmological Non-Linearities as an Effective Fluid,” *JCAP* **1207** (2012) 051, [1004.2488](#).
- [3] J. J. M. Carrasco, M. P. Hertzberg, and L. Senatore, “The Effective Field Theory of Cosmological Large Scale Structures,” *JHEP* **09** (2012) 082, [1206.2926](#).
- [4] J. J. M. Carrasco, S. Foreman, D. Green, and L. Senatore, “The Effective Field Theory of Large Scale Structures at Two Loops,” *JCAP* **1407** (2014) 057, [1310.0464](#).
- [5] J. J. M. Carrasco, S. Foreman, D. Green, and L. Senatore, “The 2-loop matter power spectrum and the IR-safe integrand,” *JCAP* **1407** (2014) 056, [1304.4946](#).
- [6] R. A. Porto, L. Senatore, and M. Zaldarriaga, “The Lagrangian-space Effective Field Theory of Large Scale Structures,” *JCAP* **1405** (2014) 022, [1311.2168](#).
- [7] E. Pajer and M. Zaldarriaga, “On the Renormalization of the Effective Field Theory of Large Scale Structures,” *JCAP* **1308** (2013) 037, [1301.7182](#).
- [8] S. M. Carroll, S. Leichenauer, and J. Pollack, “Consistent effective theory of long-wavelength cosmological perturbations,” *Phys. Rev.* **D90** (2014), no. 2 023518, [1310.2920](#).
- [9] L. Mercolli and E. Pajer, “On the velocity in the Effective Field Theory of Large Scale Structures,” *JCAP* **1403** (2014) 006, [1307.3220](#).
- [10] R. E. Angulo, S. Foreman, M. Schmittfull, and L. Senatore, “The One-Loop Matter Bispectrum in the Effective Field Theory of Large Scale Structures,” *JCAP* **1510** (2015), no. 10 039, [1406.4143](#).
- [11] T. Baldauf, L. Mercolli, M. Mirbabayi, and E. Pajer, “The Bispectrum in the Effective Field Theory of Large Scale Structure,” *JCAP* **1505** (2015), no. 05 007, [1406.4135](#).
- [12] L. Senatore, “Bias in the Effective Field Theory of Large Scale Structures,” *JCAP* **1511** (2015), no. 11 007, [1406.7843](#).
- [13] L. Senatore and M. Zaldarriaga, “Redshift Space Distortions in the Effective Field Theory of Large Scale Structures,” [1409.1225](#).
- [14] M. Lewandowski, A. Perko, and L. Senatore, “Analytic Prediction of Baryonic Effects from the EFT of Large Scale Structures,” *JCAP* **1505** (2015), no. 05 019, [1412.5049](#).
- [15] M. Mirbabayi, F. Schmidt, and M. Zaldarriaga, “Biased Tracers and Time Evolution,” *JCAP* **1507** (2015), no. 07 030, [1412.5169](#).
- [16] S. Foreman and L. Senatore, “The EFT of Large Scale Structures at All Redshifts: Analytical Predictions for Lensing,” *JCAP* **1604** (2016), no. 04 033, [1503.01775](#).
- [17] R. Angulo, M. Fasiello, L. Senatore, and Z. Vlah, “On the Statistics of Biased Tracers in the Effective Field Theory of Large Scale Structures,” *JCAP* **1509** (2015), no. 09 029, [1503.08826](#).
- [18] M. McQuinn and M. White, “Cosmological perturbation theory in 1+1 dimensions,” *JCAP* **1601** (2016), no. 01 043, [1502.07389](#).

- [19] V. Assassi, D. Baumann, E. Pajer, Y. Welling, and D. van der Woude, “Effective theory of large-scale structure with primordial non-Gaussianity,” *JCAP* **1511** (2015) 024, [1505.06668](#).
- [20] T. Baldauf, E. Schaan, and M. Zaldarriaga, “On the reach of perturbative descriptions for dark matter displacement fields,” *JCAP* **1603** (2016), no. 03 017, [1505.07098](#).
- [21] T. Baldauf, M. Mirbabayi, M. Simonović, and M. Zaldarriaga, “Equivalence Principle and the Baryon Acoustic Peak,” *Phys. Rev.* **D92** (2015), no. 4 043514, [1504.04366](#).
- [22] S. Foreman, H. Perrier, and L. Senatore, “Precision Comparison of the Power Spectrum in the EFTofLSS with Simulations,” *JCAP* **1605** (2016) 027, [1507.05326](#).
- [23] T. Baldauf, L. Mercolli, and M. Zaldarriaga, “Effective field theory of large scale structure at two loops: The apparent scale dependence of the speed of sound,” *Phys. Rev.* **D92** (2015), no. 12 123007, [1507.02256](#).
- [24] T. Baldauf, E. Schaan, and M. Zaldarriaga, “On the reach of perturbative methods for dark matter density fields,” *JCAP* **1603** (2016) 007, [1507.02255](#).
- [25] D. Bertolini, K. Schutz, M. P. Solon, J. R. Walsh, and K. M. Zurek, “Non-Gaussian Covariance of the Matter Power Spectrum in the Effective Field Theory of Large Scale Structure,” *Phys. Rev.* **D93** (2016), no. 12 123505, [1512.07630](#).
- [26] D. Bertolini, K. Schutz, M. P. Solon, and K. M. Zurek, “The Trispectrum in the Effective Field Theory of Large Scale Structure,” *JCAP* **1606** (2016), no. 06 052, [1604.01770](#).
- [27] V. Assassi, D. Baumann, and F. Schmidt, “Galaxy Bias and Primordial Non-Gaussianity,” *JCAP* **1512** (2015), no. 12 043, [1510.03723](#).
- [28] M. Lewandowski, L. Senatore, F. Prada, C. Zhao, and C.-H. Chuang, “On the EFT of Large Scale Structures in Redshift Space,” [1512.06831](#).
- [29] M. Cataneo, S. Foreman, and L. Senatore, “Efficient exploration of cosmology dependence in the EFT of LSS,” *JCAP* **1704** (2017), no. 04 026, [1606.03633](#).
- [30] D. Bertolini and M. P. Solon, “Principal Shapes and Squeezed Limits in the Effective Field Theory of Large Scale Structure,” *JCAP* **1611** (2016), no. 11 030, [1608.01310](#).
- [31] T. Fujita, V. Mauerhofer, L. Senatore, Z. Vlah, and R. Angulo, “Very Massive Tracers and Higher Derivative Biases,” [1609.00717](#).
- [32] A. Perko, L. Senatore, E. Jennings, and R. H. Wechsler, “Biased Tracers in Redshift Space in the EFT of Large-Scale Structure,” [1610.09321](#).
- [33] M. Lewandowski, A. Maleknejad, and L. Senatore, “An effective description of dark matter and dark energy in the mildly non-linear regime,” *JCAP* **1705** (2017), no. 05 038, [1611.07966](#).
- [34] L. Senatore and M. Zaldarriaga, “The Effective Field Theory of Large-Scale Structure in the presence of Massive Neutrinos,” [1707.04698](#).
- [35] L. F. de la Bella, D. Regan, D. Seery, and S. Hotchkiss, “The matter power spectrum in redshift space using effective field theory,” *JCAP* **1711** (2017), no. 11 039, [1704.05309](#).
- [36] E. O. Nadler, A. Perko, and L. Senatore, “On the Bispectra of Very Massive Tracers in the Effective Field Theory of Large-Scale Structure,” *JCAP* **1802** (2018), no. 02 058, [1710.10308](#).

- [37] S. Foreman, P. D. Meerburg, A. van Engelen, and J. Meyers, “Lensing reconstruction from line intensity maps: the impact of gravitational nonlinearity,” [1803.04975](#).
- [38] R. de Belsunce and L. Senatore, “Tree-Level Bispectrum in the Effective Field Theory of Large-Scale Structure extended to Massive Neutrinos,” [1804.06849](#).
- [39] F. Bernardeau, S. Colombi, E. Gaztanaga, and R. Scoccimarro, “Large scale structure of the universe and cosmological perturbation theory,” *Phys. Rept.* **367** (2002) 1–248, [astro-ph/0112551](#).
- [40] Z. Vlah, M. White, and A. Aviles, “A Lagrangian effective field theory,” *JCAP* **1509** (2015), no. 09 014, [1506.05264](#).
- [41] M. Crocce and R. Scoccimarro, “Nonlinear Evolution of Baryon Acoustic Oscillations,” *Phys. Rev.* **D77** (2008) 023533, [0704.2783](#).
- [42] S. Tassev, “Lagrangian or Eulerian; Real or Fourier? Not All Approaches to Large-Scale Structure Are Created Equal,” *JCAP* **1406** (2014) 008, [1311.4884](#).
- [43] B. Jain and E. Bertschinger, “Selfsimilar evolution of cosmological density fluctuations,” *Astrophys. J.* **456** (1996) 43, [astro-ph/9503025](#).
- [44] R. Scoccimarro and J. Frieman, “Loop corrections in nonlinear cosmological perturbation theory,” *Astrophys. J. Suppl.* **105** (1996) 37, [astro-ph/9509047](#).
- [45] M. Peloso and M. Pietroni, “Galilean invariance and the consistency relation for the nonlinear squeezed bispectrum of large scale structure,” *JCAP* **1305** (2013) 031, [1302.0223](#).
- [46] T. Matsubara, “Resumming Cosmological Perturbations via the Lagrangian Picture: One-loop Results in Real Space and in Redshift Space,” *Phys. Rev.* **D77** (2008) 063530, [0711.2521](#).
- [47] L. Senatore and G. Trevisan, “On the IR-Resummation in the EFTofLSS,” [1710.02178](#).
- [48] Z. Vlah, U. Seljak, M. Y. Chu, and Y. Feng, “Perturbation theory, effective field theory, and oscillations in the power spectrum,” *JCAP* **1603** (2016), no. 03 057, [1509.02120](#).
- [49] D. Blas, M. Garny, M. M. Ivanov, and S. Sibiryakov, “Time-Sliced Perturbation Theory II: Baryon Acoustic Oscillations and Infrared Resummation,” *JCAP* **1607** (2016), no. 07 028, [1605.02149](#).
- [50] M. M. Ivanov and S. Sibiryakov, “Infrared Resummation for Biased Tracers in Redshift Space,” [1804.05080](#).
- [51] D. J. Eisenstein, H.-j. Seo, and M. J. White, “On the Robustness of the Acoustic Scale in the Low-Redshift Clustering of Matter,” *Astrophys. J.* **664** (2007) 660–674, [astro-ph/0604361](#).
- [52] H.-J. Seo, E. R. Siegel, D. J. Eisenstein, and M. White, “Non-linear structure formation and the acoustic scale,” *Astrophys. J.* **686** (2008) 13–24, [0805.0117](#).
- [53] J. E. McEwen, X. Fang, C. M. Hirata, and J. A. Blazek, “FAST-PT: a novel algorithm to calculate convolution integrals in cosmological perturbation theory,” *JCAP* **1609** (2016), no. 09 015, [1603.04826](#).
- [54] M. Schmittfull, Z. Vlah, and P. McDonald, “Fast large scale structure perturbation theory using one-dimensional fast Fourier transforms,” *Phys. Rev.* **D93** (2016), no. 10 103528, [1603.04405](#).
- [55] M. Schmittfull and Z. Vlah, “FFT-PT: Reducing the two-loop large-scale structure power spectrum to low-dimensional radial integrals,” *Phys. Rev.* **D94** (2016), no. 10 103530, [1609.00349](#).

- [56] A. J. S. Hamilton, “Uncorrelated modes of the nonlinear power spectrum,” *Mon. Not. Roy. Astron. Soc.* **312** (2000) 257–284, [astro-ph/9905191](#).
- [57] M. Simonović, T. Baldauf, M. Zaldarriaga, J. J. Carrasco, and J. A. Kollmeier, “Cosmological Perturbation Theory Using the FFTLog: Formalism and Connection to QFT Loop Integrals,” [1708.08130](#).
- [58] R. Scoccimarro, “Cosmological perturbations: Entering the nonlinear regime,” *Astrophys. J.* **487** (1997) 1, [astro-ph/9612207](#).
- [59] S. W. Skillman, M. S. Warren, M. J. Turk, R. H. Wechsler, D. E. Holz, and P. M. Sutter, “Dark Sky Simulations: Early Data Release,” [1407.2600](#).
- [60] **Planck** Collaboration, P. Ade *et. al.*, “Planck 2015 results. XIII. Cosmological parameters,” [1502.01589](#).
- [61] D. J. Eisenstein and W. Hu, “Power spectra for cold dark matter and its variants,” *Astrophys. J.* **511** (1997) 5, [astro-ph/9710252](#).
- [62] A. Cimatti and R. Scaramella, “Euclid: a space survey mission for dark energy and high precision cosmology,” *Memorie della Societa Astronomica Italiana Supplementi* **19** (2012) 314.