

Hartree–Fock and hybrid density functional theory calculations of static properties at the complete basis set limit via finite elements. II. Diatomic molecules

Susi Lehtola

November 13, 2018

Department of Chemistry, University of Helsinki, P.O. Box 55 (A. I. Virtasen aukio 1), FI-00014 University of Helsinki, Finland

susi.lehtola@alumni.helsinki.fi

Abstract

Although deceptively simple, diatomic molecules exhibit a rich chemistry and thereby may be used for accurate benchmarks of theoretical methods. We present the implementation of a diatomic finite element solver in the HELFEM program, which can be employed for benchmark calculations on diatomic systems. A basis set of the form $\chi_{nlm}(\mu, \nu, \phi) = B_n(\mu)Y_l^m(\nu, \phi)$ is used, where (μ, ν, ϕ) are transformed prolate spheroidal coordinates, $B_n(\mu)$ are finite element functions, and Y_l^m are spherical harmonics, which allows for an arbitrary level of accuracy.

HELFEM supports nonrelativistic Hartree–Fock (HF) and density functional (DF) theory calculations, including hybrid DFs that aren’t available in other program packages. Hundreds of functionals at the local density approximation (LDA), generalized gradient approximation (GGA) as well as the meta-GGA level through an interface with the LIBXC library. Finite electric fields are also supported, enabling access to electric properties.

We introduce a powerful tool for adaptively choosing the basis set by using the core Hamiltonian as a proxy for its completeness. The program and the novel basis set procedure are demonstrated by reproducing the restricted HF limit energies of 66 diatomic molecules with excellent agreement. Then, the electric properties of the BH and N₂ molecules under finite field is studied, again yielding excellent agreement with previous HF limit values for energies, dipole moments, and dipole polarizabilities, even though the calculations of the present work employed over *two orders of magnitude* fewer parameters for the wave function. Finally, HF, LDA, GGA, and meta-GGA calculations of the atomization energy of N₂ are performed, demonstrating the superb accuracy of the present approach.

1 Introduction

In the first part of this series,¹ we reviewed variants of the linear combination of atomic orbitals (LCAO) approach, including Slater-type, Gaussian-type, or numerical atomic orbitals, which can be used for atomic or molecular calculations. The LCAO approach typically allows one to quickly obtain qualitatively correct results with only a few dozen basis functions per atom. However, achieving basis set limit results in molecular LCAO calculations can be laborious, as linear dependencies quickly arise going to larger basis sets. Removing these linear dependencies is necessary to make the basis set unambiguous, but doing so may also make the calculation non-variational, as arbitrary degrees of freedom are removed from the basis set.

The problem is the worst for properties that are sensitive to the diffuse part of the wave function, as diffuse functions on neighboring atoms quickly become linearly dependent. While there are workarounds to this problem for some cases – placing additional basis functions on the chemical bonds, and diffuse ones at the molecular center of symmetry, for instance – for more general systems, the optimal placement of

functions to recover the property yet keep linear dependencies at bay may be highly nontrivial. In addition, if the form of the LCAO basis functions is restricted to *e.g.* Gaussians, their incorrect asymptotic form may prevent one from achieving the complete basis set (CBS) limit for some properties at all.²⁻⁶

One way of avoiding the problems with linear dependencies arising from diffuse functions is to use a large number of non-diffuse functions placed all around the system.^{7,8} However, such an approach is but an imitation of proper real-space methods. The use of a grid of spherically symmetric Gaussians clearly cannot yield the same amount of accuracy or convenience as a true real-space approach that employs a set of systematically convergent basis functions.

Achieving the CBS limit is simple in real-space methods: as linear dependencies are not a problem, convergence can be achieved by simply increasing the accuracy of the basis set. Despite allowing the property calculations at an arbitrary accuracy, the problem with real-space methods in contrast to LCAO calculations is that the number of basis functions to achieve even a qualitative level of accuracy is significantly larger, requiring not only more computational resources, but also alternative approaches for *e.g.* the solution of the self-consistent field (SCF) equations.

The main reason for the significantly larger computational requirements in real-space methods is that disparate length scales in the basis are required to treat core orbitals accurately. The description of tightly bound core orbitals necessitates an extremely robust basis near the nuclei, whereas a much coarser basis is sufficient for the valence electrons. One option to circumvent this problem is to forgo all-electron calculations and to approximate the core electrons with pseudopotentials, making the problem accessible to a number of other real-space methods as well; see *e.g.* refs. 9–12 for references. As we are mainly concerned with all-electron calculations, pseudopotentials will not be considered in the rest of the manuscript.

The solution for the accurate treatment of the core electrons, which allows all-electron a.k.a. full-potential calculations, is to pick a suitable representation. As was stated above, LCAO calculations have problems especially with diffuse parts of the wave function, but they have no problem with core orbitals. Vice versa, real-space methods tend to struggle with core orbitals, but are well-adapted for the description of diffuse character. This has led to approaches that hybridize aspects of LCAO and real-space calculations.¹³⁻²⁴ By representing the core electrons using an atom-centric radial description, the necessary real-space description can be significantly smaller, making the approaches scalable to large systems while still maintaining a very high accuracy. In a somewhat similar spirit, the multi-domain finite element muffin-tin and full-potential linearized augmented plane-wave + local-orbital approaches have also been recently shown to be able to perform high-accuracy all-electron calculations for molecules.^{25,26} Regularization of the nuclear cusp has also been proposed as one way to achieve faster convergence.²⁷⁻²⁹

However, several methods that are able to solve the all-electron problem without using an LCAO component exist as well. First, the finite element method (FEM) allows for calculations at arbitrary precision even at complicated molecular geometries by employing spatially non-uniform basis functions. A number of FEM implementations for all-electron Kohn–Sham or Hartree–Fock (HF) calculations on molecules or solids with arbitrary geometries have been reported in the literature.³⁰⁻⁴⁸ Another solution is to use multigrid^{49,50} or adaptive multiresolution multiwavelet approaches^{6,51-56} that are under active development and which have recently become feasible for microhartree-accuracy molecular calculations, even at the post-HF level of theory.⁵⁷⁻⁶⁰ Approaches employing adaptive coordinate systems have been suggested as well.⁶¹

In the first part,¹ we reviewed purely numerical calculations on atoms, and presented a FEM program for solving the electronic structure of atoms. For the rest of the present work, we will limit our discussion to purely numerical calculations on diatomic molecules. Although it is possible to obtain accurate results for diatomic molecules by employing general three-dimensional real-space approaches as the ones discussed above, they carry a higher computational cost: a diatomic implementation is able to treat one of the three dimensions analytically, whereas this extra dimension needs to be fully described in three-dimensional programs, necessitating orders of magnitude more degrees of freedom to achieve the same level of accuracy as is possible in the specialized algorithm. This extra cost is reflected in the feasibility of various algorithms: diatomic approaches can afford *e.g.* better convergence accelerators. Furthermore, many of the all-electron real-space approaches are still under active development, and profit from access to highly accurate benchmark values for diatomic molecules.

Despite their apparent simplicity, diatomic molecules offer a profound richness of chemistry, ranging from the simple covalent bond in H₂ to the hexuple bonds⁶² in Cr₂, Mo₂, or U₂, and from the strong ionic bond in Na⁺Cl⁻ to the weak dispersion interactions in the noble gases such as Ne...Ne. Even the deceptively simple

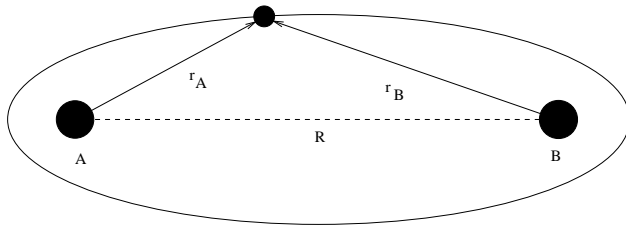


Figure 1: Illustration of the diatomic coordinate system defined by nuclei A and B, depicted by the large balls. The position of an electron (small ball) is parametrized in terms of distances r_A and r_B from the nuclei A and B. The ellipse with foci at A and B describes an isosurface of ξ , which is drawn by $\eta \in [-1, 1]$.

Be_2 molecule is a challenge to many theoretical methods, due to its richness of static and dynamic correlation effects.⁶³ Diatomic molecules can also exhibit non-nuclear electron density maxima both for the homonuclear and heteronuclear case.⁶⁴ Going further down in the periodic table, diatomic molecules can be used to study relativistic effects to chemical bonding as well as the accuracy of various relativistic approaches.^{65–84}

As was discussed in part I,¹ density functional theory^{85,86} (DFT) is the quintessential tool of present-day computational chemistry.^{87–89} The accuracy and basis set convergence of DFT for main-group homonuclear diatomics has been studied, with good results.⁹⁰ However, the greatest challenges to DFT are generally thought to lie in the transition metals, due to their pronounced importance in applications, such as homogeneous,^{91–93} heterogeneous,⁹⁴ as well as enzymatic⁹⁵ catalysis. The electronic structure of diatomic molecules with a first-row transition metal and main group element has been reviewed by Harrison.⁹⁶ The accuracy of DFT has been studied using homonuclear^{97–99} as well as heteronuclear^{100–102} transition metal diatomics, as well as a large number of diatomic metal-ligand molecules^{103–107} including Hubbard U approaches.¹⁰⁸ Jiang and coworkers have studied 3d metal dimers using coupled cluster theory.¹⁰⁹ Transition metal diatomics have also been recently the topic on a number of works by multiple authors debating the accuracies of various approaches.^{110–116}

Although diatomic molecules are not as straightforward for numerical treatment as atoms due to the existence of two nuclei with two nuclear cusps, it was noticed early on by McCullough that a purely numerical treatment is tractable via the choice of a suitable coordinate system.^{117–119} Analogously to atoms, where the orbitals can be written in the form

$$\psi_{nlm}(\mathbf{r}) = R_{nl}(r)Y_l^m(\hat{\mathbf{r}}), \quad (1)$$

in diatomic molecules with the nuclei along the z axis the orbitals are expressible as

$$\psi_{nm}(\mathbf{r}) = \chi_{nm}(\xi, \eta)e^{im\phi} \quad (2)$$

where m describes the orbital character (see Appendix A for a brief discussion) and the prolate spheroidal coordinates are given by

$$\xi = \frac{r_A + r_B}{R}, \quad 1 \leq \xi < \infty, \quad (3)$$

$$\eta = \frac{r_A - r_B}{R}, \quad -1 \leq \eta \leq 1. \quad (4)$$

with ϕ measuring the angle around the bonding plane. The coordinate system given by equations (3) and (4) is illustrated in figures 1 and 2. Even though the ξ and η coordinates in the (ξ, η, ϕ) system don't have as clear roles as (r, θ, ϕ) in spherical polar coordinates used in part I,¹ in which r is purely radial and θ and ϕ are purely angular, as can be seen from figure 2, the prolate spheroidal coordinate ξ can still be roughly identified as a “radial” coordinate, whereas η can be identified as an “angular” coordinate that describes variation along the bond direction. Furthermore, as in the spherical polar coordinate system for atoms,¹ the nuclear attraction integrals have no singularities in the (ξ, η, ϕ) coordinate system in the case of diatomic molecules, allowing for smooth and quick convergence to the CBS limit, as will be seen in the Theory section of the manuscript.

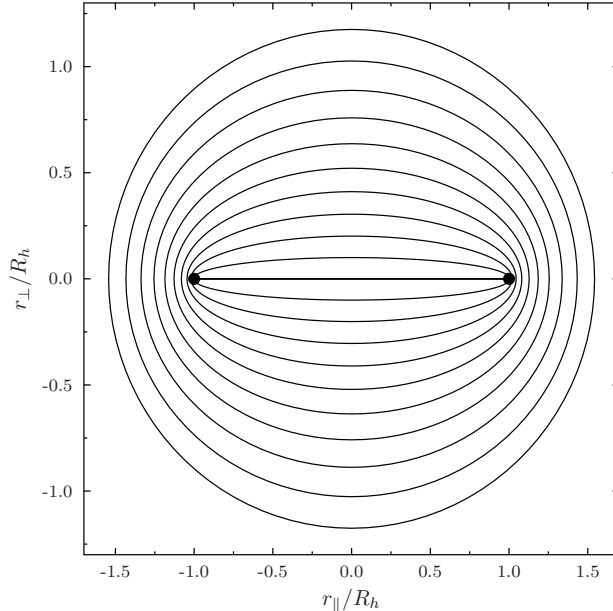


Figure 2: Illustration of isosurfaces of ξ in terms of distances parallel to the bond (along the molecular z axis) and perpendicular to the bond (in the molecular (x, y) plane). The isosurface for $\xi = 1$ is the straight line connecting the nuclei, with larger values of ξ corresponding to larger and larger ellipses. For $\xi \rightarrow \infty$ the isosurfaces become circles.

In McCullough’s approach, the orbitals are expanded as¹¹⁷

$$\chi_{nm}(\xi, \eta) = \sum_{l=|m|}^{\infty} f_{nml}(\xi) P_l^m(\eta), \quad (5)$$

where $f_{nml}(\xi)$ are unknown functions determined on a grid using a numerical scheme, and P_l^m are normalized associated Legendre functions. Alternatively, rearranging equations (2) and (5) the expansion can be written as¹¹⁸

$$\psi_{nm}(\mathbf{r}) = \sum_{l=|m|}^{\infty} X_{nml}(\xi) Y_l^m(\eta, \phi), \quad (6)$$

where $X_{nml}(\xi) = f_{nml}(\xi)/\sqrt{4\pi}$. McCullough called the approach “the partial-wave self-consistent field method” (PW-SCF), as in practice only a finite number of partial waves l can be included in the expansion. Pioneering work by McCullough and coworkers applied the PW-SCF method to the study of parallel polarizabilities^{120–122} and the accuracy of LCAO calculations.¹²³ The work on the approach continued with multiconfigurational self-consistent field (MCSCF) calculations^{124,125} and excited states,^{126,127} quadrupole moments,¹²⁸ post-HF methods^{129,130}, the extended-Koopmans’ theorem,¹³¹ hyperfine splitting constants,¹³² the chromium¹³³ and copper dimers,¹³⁴ as well as magnetic hyperfine parameters.¹³⁵ Adamowicz and coworkers used the program for post-HF methods^{136–138} and electric polarizabilities,¹³⁹ and Chipman used it for calculating spin densities.¹⁴⁰

Contemporaneously, motivated by McCullough’s initial work, Laaksonen, Sundholm and Pyykkö pursued an approach in which $\chi_{nm}(\xi, \eta)$ is determined using a finite difference procedure.^{141,142} At the same time, Becke developed a program for DFT calculations for diatomic molecules at the local spin density approximation level of theory,^{143–147} proposing the use of a further coordinate transform

$$\xi = \cosh \mu, \quad 0 \leq \mu < \infty, \quad (7)$$

$$\eta = \cos \nu, \quad 0 \leq \nu \leq \pi, \quad (8)$$

which eliminates nuclear cusps in the wave function. This can be easily seen by solving equations (3) and (4) for the distances from the nuclei and substituting Taylor expansions of equations (7) and (8):

$$r_A \approx R \left[1 + \frac{1}{4}\mu^2 - \frac{1}{4}\nu^2 + O(\mu^4) + O(\nu^4) \right], \quad (9)$$

$$r_B \approx R \left[1 + \frac{1}{4}\mu^2 - \frac{1}{4}(\Delta\nu)^2 + O(\mu^4) + O((\Delta\nu)^4) \right], \quad (10)$$

where equation (9) is expanded around $(\mu, \nu) = (0, 0)$ and equation (10) around $(\mu, \nu) = (0, \pi)$ with $\Delta\nu = \nu - \pi$. Thus, while an exponential function centered on atom A, $\exp(-\zeta r_A)$, has a cusp in both ξ and η in the (ξ, η) coordinate system, there is no cusp in the (μ, ν) coordinate system, as thanks to equation (9) the exponential turns into a Gaussian function in both μ and ν and thus becomes easier to represent numerically.

The coordinate transform of equations (7) and (8) was instantly adopted by Laaksonen, Sundholm, and Pyykkö for HF,^{148–155} MC-SCF,¹⁵⁶ and density functional theory calculations.¹⁵⁷ Also relativistic calculations were presented by Laaksonen, Grant, Sundholm, and Pyykkö.^{158–162} Laaksonen, Sundholm, Pyykkö, and others also presented applications of the method to the calculation of electric field gradients,¹⁶³ nuclear quadrupole moments,¹⁶⁴ as well as repulsive interatomic potentials.¹⁶⁵

The development of the program originally written by Laaksonen, Sundholm and Pyykkö was taken over by Kobus,^{166–168} who proposed an alternative relaxation approach for solving the self-consistent field equations,¹⁶⁹ and extensively studied deficiencies of LCAO basis sets,^{170–187} multipole moments and parallel polarizabilities,^{188,189} and molecular orbitals in a Xe-C ion-target system.¹⁹⁰ The x2dhf program is still maintained, and is open source, and publicly available on the internet.¹⁹¹ x2dhf has been used *e.g.* by Jensen in the development of polarization consistent basis sets,^{192–197} which suggested that some numerical HF energies in the literature were inaccurate due to an insufficient value for the practical infinity.¹⁹⁸ Namely, as the Coulomb and exchange potentials are determined in x2dhf^{152,166,168} by relaxation approaches, starting from asymptotic values from a multipole expansion, the practical infinity may need to be several hundred atomic units away to reach fully converged results, even if the electron density itself typically vanishes in a fraction of this distance.

The x2dhf program was also used by Grabo and Gross for optimized effective potential calculations,¹⁹⁹ by Karasiev and coworkers for density functional development,^{200–207} by Halkier and Coriani for computing molecular electric quadrupole moments,²⁰⁸ Roy and Thakkar who studied MacLaurin expansions of the momentum density for 78 diatomic molecules,²⁰⁹ Weigend, Furche, and Ahlrichs for studying total energy and atomization energy basis set errors in quadruple- ζ basis sets,²¹⁰ Shahbazian and Zahedi who studied basis set convergence patterns,²¹¹ Kuzmin for the calculation of range parameters,^{212,213} Williams *et al.* who reported numerical HF energies for transition metal diatomics,²¹⁴ Madsen and coworkers who calculated structure factors for tunneling,^{215–218} Kornev and Zon who studied Anti-Stokes-enhanced tunneling ionization of polar molecules,²¹⁹ and Endo and coworkers who studied laser tunneling ionization of NO.²²⁰

Based on the results of Laaksonen *et al.*, Kolb and coworkers developed a FEM program for HF and density functional theory calculations employing triangular basis functions in the (μ, ν) coordinate system.^{221–230} The (μ, ν) coordinate system has been employed by several other authors as well. Sundholm and coworkers formulated a finite element variant employing rectangular elements for MCSCF calculations,²³¹ whereas a multigrid conjugate residual HF solver for diatomics in the (μ, ν) coordinate system has been described by Davstad.²³² Artemyev and coworkers reported a partial wave program employing B-splines,²³³ whereas a finite-difference implementation has been developed by Makmal, Kümmel, and Kronik, who studied fully numerical all-electron solutions to the optimized effective potential equation.^{234,235} Morrison *et al.* have also discussed various approaches for diatomic molecules.^{236–238}

In later work, Kolb and coworkers extended their program to relativistic calculations,^{69,75,82,239–250} for which another coordinate transform

$$\xi = [\cosh s - 1]^2 + 1, \quad (11)$$

$$\eta = \cos t \left[1 + \frac{\sin^2 t}{2} \right] \quad (12)$$

was introduced to obtain s^4 and t^4 behavior of the coordinates near the nuclei, instead of the μ^2 and ν^2

behavior seen above in equations (9) and (10):²⁴¹

$$r_A = \frac{R}{2} \left[(\cosh s - 1)^2 + 1 + \cos t \left(1 + \frac{\sin^2 t}{2} \right)^2 \right] \approx R \left[1 + \frac{1}{8}s^4 - \frac{3}{16}t^4 \right], \quad (13)$$

$$r_B = \frac{R}{2} \left[(\cosh s - 1)^2 + 1 - \cos t \left(1 + \frac{\sin^2 t}{2} \right)^2 \right] \approx R \left[1 + \frac{1}{8}s^4 - \frac{3}{16}(\Delta t)^4 \right], \quad (14)$$

where the Taylor expansions in equations (13) and (14) are again performed with respect to $(s, t) = (0, 0)$ and $(s, t) = (0, \pi)$, respectively, with $\Delta t = t - \pi$.

Apparently unaware of the unanimous agreement between Becke, Laaksonen, Sundholm, Pyykkö, Kobus, Kolb, and others on the supremacy of the (μ, ν) , or alternatively the (s, t) coordinate system, several works utilizing the original (ξ, η) coordinates defined by equations (3) and (4) have been published in the molecular physics literature. For instance, a B-spline configuration interaction program has been reported by Vanne and Saenz,²⁵¹ whereas relativistic B-spline programs have been reported by Fillion-Gourdeau and coworkers.^{252–255} Discrete variable representation (DVR) expansions have been employed by Tao and coworkers^{256,257} as well as Guan and coworkers^{258,259} for studying dynamics of the H_2 molecule, as well as by Tolstikhin, Morishita, and Madsen for studying HeH^{2+} .²⁶⁰ Haxton and coworkers have reported multiconfiguration time-dependent HF calculations of many-electron diatomic molecules with DVR basis sets,²⁶¹ whereas Larsson and coworkers²⁶² and Yue and coworkers²⁶³ have studied correlation effects in ionization of diatomic molecules employing restricted-active space calculations also with DVR basis sets. A DVR-based program supporting HF calculations for diatomics has been published by Zhang and coworkers.²⁶⁴ All of these programs employ a product grid in ξ and η . The use of Cassini coordinates instead of prolate spheroidal coordinates has been also suggested for relativistic calculations.^{265,266}

While the direct solution of χ_{mn} in the (ξ, η) , (μ, ν) , or (r, s) coordinates has been popular, the question arises whether the partial wave expansion originally used by McCullough should be forgotten, as the Laplace equation factorizes in prolate spheroidal coordinates. Namely, as has been discussed by Ruedenberg (equation 4.13 in reference 267), the Neumann expansion of r_{12}^{-1} is given by

$$\frac{1}{r_{12}} = \frac{4\pi}{R_h} \sum_{L=0}^{\infty} \sum_{M=-L}^L (-1)^M \frac{(L - |M|)!}{(L + |M|)!} P_L^{|M|}(\cosh \mu_{<}) Q_L^{|M|}(\cosh \mu_{>}) Y_L^M(\Omega_1) (Y_L^M(\Omega_2))^*, \quad (15)$$

where for convenience we have defined the half-bond distance

$$R_h = \frac{1}{2}R \quad (16)$$

to avoid carrying various fractions in the equations, R being the bond distance and the two nuclei being placed at $(0, 0, -R_h)$ and $(0, 0, R_h)$. As with the Legendre expansion of the atomic case,¹ the angular integrals arising from the Neumann expansion (equation (15)) can be performed analytically in the partial wave expansion, indicating that such a basis is extremely convenient for calculations.

Instead of partial waves, finite elements could be used in the ν direction as in the works by Kolb and coworkers^{221–230} and Sundholm²³¹, for instance. However, if the orbitals have a compact partial wave expansion, it is not hard to see that a fully numerical expansion in (ξ, η) or (μ, ν) will require many more degrees of freedom to reach the same accuracy, as the partial wave basis functions already have the correct form. Furthermore, application of the Neumann expansion (equation (15)) would not be as elegant, as the finite elements would have components with arbitrarily large l values, requiring either further truncations to be used, or the direct solution of the Poisson equation, instead. For these reasons, we believe that the partial wave expansion is the most elegant solution, and as we shall show later in the manuscript, it yields supreme convergence properties compared to the use of two-dimensional grid approaches.

While a suitable variational re-implementation of McCullough's partial-wave approach has been reported,²³³ the calculations in ref. 233 were limited to first and second period atoms and diatomic molecules, leaving it unclear whether the approach is tractable for heavier systems. As we were furthermore unable to obtain a copy of the program of ref. 233, we decided to reimplement one from scratch, employing modern programming paradigms and libraries. Some omissions in the equations of ref. 233 were thereby found, as

shall be described below. We have also developed faster algorithms for the formation of the Coulomb and exchange matrices, which do not appear to have been used in ref. 233. Finally, unlike the program of ref. 233, the present implementation is parallelized, and supports density functional theory calculations.

In the present work, we will thus describe the implementation of a finite element solver for HF and density functional theory calculations on diatomic molecules, employing the partial wave approach originally proposed by McCullough.^{117,118} The program called HELFEM, where Hel stands both for the electronic Hamiltonian \hat{H}_{el} as well as the city and university of Helsinki where the present author is situated, is open source (GNU General Public License), is written in object-oriented C++, and takes advantage of a number of recently published open source algorithms and libraries for its capabilities.

HELFEM is interfaced with the LIBXC library²⁶⁸ that offers access to hundreds of exchange-correlation functionals at the local spin density approximation⁸⁶ (LDA), generalized-gradient approximation²⁶⁹ (GGA) as well as meta-GGA²⁷⁰ levels of theory. HELFEM supports pure and global hybrid density functionals; range-separation is at present not supported by the program for reasons that will become obvious later in the manuscript. Both restricted, restricted open-shell, as well as unrestricted calculations are supported in HELFEM. As far as we know, all-electron spin-unrestricted real-space calculations on diatomics have only been reported so far by Kolb and coworkers.^{227,228}

As was discussed in part I,¹ the data layout in HELFEM is deliberately similar to what is used in typical Gaussian-basis quantum chemistry programs. Thanks to this, many functionalities, such as the DIIS^{271,272} and ADIIS²⁷³ self-consistent field procedure convergence accelerators have been adopted directly from the ERKALE program.^{274,275} As many powerful open source quantum chemistry programs have recently become available, interfaces to *e.g.* Psi4²⁷⁶ or PySCF²⁷⁷ for post-HF treatments, including multiconfigurational methods, configuration interaction, and coupled-cluster theories could be implemented in the future.

Unlike the programs by Laaksonen, Sundholm, Kobus, or Kolb and coworkers, HELFEM calculates the Coulomb and exchange matrices in the “traditional” manner with two-electron integrals, meaning that the value for the practical infinity can be determined by the behavior of the electron density alone. Furthermore, the approach in HELFEM is strictly variational; the energies given by the program are true upper bounds to the complete basis set value. This can be contrasted to the energies produced *e.g.* by x2dhf, which are typically antivariational *i.e.* that approach the final value from below due to inaccuracies in the potential.

Although both approaches give the same solution at convergence,²⁷⁸ variationality makes reaching the basis set limit easier. The approach in HELFEM guarantees smooth and rapid convergence of the self-consistent field procedure without the need to adjust relaxation parameters as in x2dhf. Also, unlike the finite difference approach used in x2dhf where smaller grid spacings radically increase the number of steps to solution, the speed of convergence in HELFEM is not affected by the size of the basis set (the diagonalization cost is affected, though). Finally, an initial guess wave function does not need to be set up for HELFEM, unlike x2dhf or the program by Kolb and coworkers.

We present three applications of the novel code: the calculation of restricted open-shell HF limit ground state energies of 70 diatomic molecules from ref. 214,279, the finite field electric properties of the BH and N₂ molecules at the HF limit, and the atomization energy of N₂ at the HF, LDA, GGA, and meta-GGA levels of theory.

The layout of the article is the following. Next, in the Theory section, we will present all the equations that are necessary for a finite element implementation of the partial-wave approach for diatomic molecules, as well as present a novel adaptive approach for choosing the basis set cost-efficiently for diatomic calculations. The Theory section is followed by a Computational Details section, which describes the present implementation and details various convergence parameters that were used for the calculations. The Results section shows applications of the novel program to the reproduction of the HF limit energies of 70 diatomic molecules compared to literature values, as well as of reproduction of the HF limit electric properties of the N₂ and BH molecules. The article ends with a brief Summary and Conclusions section. The article relies on knowledge on the finite element approach that was presented in the first part of this series, which should be read first.¹ Atomic units are used unless specified otherwise. The Einstein summation convention is used, meaning summations are implied over repeated indices.

2 Theory

2.1 Basis set

A basis set is adopted in the form

$$\chi_{nlm}(\mu, \nu, \phi) = B_n(\mu) Y_l^m(\nu, \phi) \quad (17)$$

where $B_n(\mu)$ are one-dimensional finite element basis functions, and Y_l^m are complex spherical harmonics. In analogy to the atomic case discussed in part I,¹ all calculations end up being real despite the complex basis functions. The angular part of matrix elements in this basis can be evaluated in closed form,^{118,119} and most matrix elements will vanish by symmetry, as will be seen later on. As in the atomic case, the same radial grid is used for all angular momentum channels, as it greatly simplifies the implementation.

2.2 Coordinate system

The back-transformation to cartesian coordinates corresponding to equations (7) and (8) can be written as

$$x = R_h \sinh \mu \sin \nu \cos \phi, \quad (18)$$

$$y = R_h \sinh \mu \sin \nu \sin \phi, \quad (19)$$

$$z = R_h \cosh \mu \cos \nu. \quad (20)$$

The distances from the nuclei and from origin can thereby be written as

$$r_A = R_h (\cosh \mu + \cos \nu), \quad (21)$$

$$r_B = R_h (\cosh \mu - \cos \nu), \quad (22)$$

$$r = R_h \sqrt{\cosh^2 \mu + \cos^2 \nu - 1}, \quad (23)$$

respectively. The angle $\cos \theta = z/r$ can be written as

$$\cos \theta = \frac{\cosh \mu \cos \nu}{\sqrt{\cosh^2 \mu + \cos^2 \nu - 1}}. \quad (24)$$

As was discussed above in relation to figure 2, isosurfaces of ξ or μ approach spheres for large values of this coordinate. This can also be seen from equation (23): for large values of μ , the distance from the origin approaches

$$r \rightarrow R_h \cosh \mu. \quad (25)$$

(The same limit is also achieved when $R \rightarrow 0$, in which case the usual spherical coordinate system is obtained.²⁶⁷) Thus, by convention, the value of the practical infinity r_∞ in purely numerical diatomic calculations is typically chosen by specifying the radius of such a sphere, centered at the origin, which encloses the system. The corresponding μ value can then be obtained as

$$\mu_{\max} = \operatorname{arcosh} \frac{r_\infty}{R_h} = \operatorname{arcosh} \frac{2r_\infty}{R}. \quad (26)$$

Alternatively, since $\cosh \mu$ is large while μ is by definition non-negative, one can furthermore approximate

$$\cosh \mu = \frac{1}{2} (e^\mu + e^{-\mu}) \approx \frac{1}{2} e^\mu \quad (27)$$

which yields a simpler form

$$\mu_{\max} \approx \log \frac{4r_\infty}{R}. \quad (28)$$

Calculations in the curvilinear coordinate system defined by equations (18), (19) and (20) will require knowledge of the scale factors

$$h_i(\xi, \eta, \phi) = \sqrt{(\partial_i x)^2 + (\partial_i y)^2 + (\partial_i z)^2}. \quad (29)$$

These are straightforwardly obtained as

$$h_\phi = R_h \sinh \mu \sin \nu, \quad (30)$$

$$h_\nu = R_h \sqrt{\sinh^2 \mu + \sin^2 \nu}, \quad (31)$$

$$h_\mu = R_h \sqrt{\sinh^2 \mu + \sin^2 \nu}. \quad (32)$$

The volume element is given by

$$dV = h_\phi h_\nu h_\mu d\phi d\nu d\mu \quad (33)$$

$$= R_h^3 \sinh \mu \sin \nu (\sinh^2 \mu + \sin^2 \nu) d\phi d\nu d\mu \quad (34)$$

$$= R_h^3 \sinh \mu \sin \nu (\cosh^2 \mu - \cos^2 \nu) d\phi d\nu d\mu. \quad (35)$$

Identifying the angular element in spherical polar coordinates

$$d\Omega = \sin \nu d\nu d\phi \quad (36)$$

over which the spherical harmonics are orthonormal, the volume element is obtained in the final form

$$dV = R_h^3 \sinh \mu (\cosh^2 \mu - \cos^2 \nu) d\mu d\Omega. \quad (37)$$

Comparing equations (37), (21) and (22) it is seen that the volume element contains the factor $r_A r_B$, which is the reason for the good performance of the prolate spheroidal coordinate system: nuclear attraction integrals are smooth and have no singularities, as the Coulomb cusp is exactly cancelled by a factor in the volume element.

2.3 One-electron integrals

Note that as the volume element includes a $\cos^2 \nu$ factor, the angular basis set will not be orthonormal as in the atomic case: in addition to the diagonal coupling from (l, m) to (l, m) , the overlap matrix also includes couplings to $(l-2, m)$ and to $(l+2, m)$. As angular integrals over cosines appear here and in the following, we define a cosine coupling coefficient as

$$\delta_{l_1 l_2}^{(n)} = \int (Y_{l_2}^0)^* (\nu, \phi) Y_{l_1}^0 (\nu, \phi) \cos^n \nu d\Omega, \quad (38)$$

as the case $n = 0$ yields the Kronecker delta symbol $\delta_{l_1 l_2}$. The cosine factors encountered in the present work can be expanded in spherical harmonics as

$$\cos \nu = \frac{2}{3} \sqrt{3\pi} Y_1^0 \quad (39)$$

$$\cos^2 \nu = \frac{2}{3} \sqrt{\pi} Y_0^0 + \frac{4}{15} \sqrt{5\pi} Y_2^0 \quad (40)$$

$$\cos^3 \nu = \frac{2}{5} \sqrt{3\pi} Y_1^0 + \frac{4}{35} \sqrt{7\pi} Y_3^0 \quad (41)$$

$$\cos^4 \nu = \frac{2}{5} \sqrt{\pi} Y_0^0 + \frac{8}{35} \sqrt{5\pi} Y_2^0 + \frac{16}{105} \sqrt{\pi} Y_4^0 \quad (42)$$

$$\cos^5 \nu = \frac{2}{7} \sqrt{3\pi} Y_1^0 + \frac{8}{63} \sqrt{7\pi} Y_3^0 + \frac{16}{693} \sqrt{11\pi} Y_5^0 \quad (43)$$

and thus the values of $\delta_{l_1 l_2}^n$ can be evaluated easily from Gaunt coefficients

$$Y_{l_1}^{m_1}(\Omega) Y_{l_2}^{m_2}(\Omega) = \sum_{LM} G_{l_1 l_2, M}^{m_1 m_2, L} Y_L^M(\Omega) \quad (44)$$

as discussed in ref. 280. Note that we use an asymmetric definition for the Gaunt coefficient in equation (44), as discussed in part I of the present series.¹

All the necessary Gaunt coefficients are precomputed and stored in memory at the start of the calculation. Note that unlike the atomic case, in which the angular expansion is always limited, the angular momentum l may reach large values in the diatomic partial wave expansion: for instance, the calculations on NiSi and ZnF in the present work used expansions up to $l = 42$. Although elegant schemes for the sparse storage of Gaunt coefficient tables have been discussed in the literature,^{281,282} in the present case only a small subset of m values is needed – from $m = 0$ for σ orbitals to $m = \pm 3$ for φ orbitals – and so a simple dense cubic array storage scheme $[(l_1, m_1), (l_2, m_2); (L, M)]$ is sufficient for our work.

2.3.1 Overlap

Defining the radial integrals

$$I_{ij}^{mn} = \int B_i(\mu) B_j(\mu) \sinh^m \mu \cosh^n \mu d\mu. \quad (45)$$

the overlap integral can be written as

$$S_{ij} = \int B_i(\mu) Y_{l_i m_i}^*(\mathbf{\Omega}) B_j(\mu) Y_{l_j m_j}(\mathbf{\Omega}) R_h^3 \sinh \mu (\cosh^2 \mu - \cos^2 \nu) d\mu d\Omega \quad (46)$$

$$= \left(R_h^3 I_{ij}^{12} \delta_{l_i, l_j} - R_h^3 I_{ij}^{10} \delta_{l_i, l_j}^{(2)} \right) \delta_{m_i, m_j}. \quad (47)$$

The radial integrals are computed using Gauss–Chebyshev quadrature as detailed in part I.¹

2.3.2 Kinetic energy

Also the kinetic energy is simple. The Laplacian is given by

$$\nabla^2 f = \frac{1}{h_\phi h_\nu h_\mu} \left[\frac{\partial}{\partial \mu} \left(\frac{h_\nu h_\phi}{h_\mu} \frac{\partial f}{\partial \mu} \right) + \frac{\partial}{\partial \nu} \left(\frac{h_\mu h_\phi}{h_\nu} \frac{\partial f}{\partial \nu} \right) + \frac{\partial}{\partial \phi} \left(\frac{h_\mu h_\nu}{h_\phi} \frac{\partial f}{\partial \phi} \right) \right] \quad (48)$$

$$= \frac{d\phi d\nu d\mu}{dV} R_h \left[\sin \nu \frac{\partial}{\partial \mu} \left(\sinh \mu \frac{\partial f}{\partial \mu} \right) + \sinh \mu \frac{\partial}{\partial \nu} \left(\sin \nu \frac{\partial f}{\partial \nu} \right) + \frac{\sinh^2 \mu + \sin^2 \nu}{\sinh \mu \sin \nu} \frac{\partial}{\partial \phi} \left(\frac{\partial f}{\partial \phi} \right) \right], \quad (49)$$

$$= \frac{1}{R_h^2 (\sinh^2 \mu + \sin^2 \nu)} \left[\frac{1}{\sinh \mu} \left(\frac{\partial}{\partial \mu} \left(\sinh \mu \frac{\partial f}{\partial \mu} \right) \right) + \frac{1}{\sin \nu} \frac{\partial}{\partial \nu} \left(\sin \nu \frac{\partial f}{\partial \nu} \right) \right] + \frac{1}{R_h^2 \sinh^2 \mu \sin^2 \nu} \frac{\partial^2 f}{\partial \phi^2} \quad (50)$$

in full agreement with Artemyev *et al.*²³³ Knowing that the spherical harmonics satisfy

$$\frac{\partial^2}{\partial \phi^2} Y_l^m(\cos \nu, \phi) = -m^2 Y_l^m, \quad (51)$$

$$\left[\frac{1}{\sin \nu} \frac{\partial}{\partial \nu} \left(\sin \nu \frac{\partial}{\partial \nu} \right) - \frac{m^2}{\sin^2 \nu} \right] Y_l^m(\cos \nu, \phi) = -l(l+1) Y_l^m(\cos \nu, \phi), \quad (52)$$

the Laplacian (equation (50)) of a basis function yields

$$\nabla^2 \chi_j = \frac{1}{R_h^2 (\sinh^2 \mu + \sin^2 \nu)} \left[\frac{1}{\sinh \mu} \left(\frac{\partial}{\partial \mu} \left(\sinh \mu \frac{\partial B_j}{\partial \mu} \right) \right) Y_{l_j}^{m_j} - B_j(\mu) \left(l_j(l_j+1) + \frac{m_j^2}{\sinh^2 \nu} \right) Y_{l_j}^{m_j} \right] \quad (53)$$

in agreement with McCullough.¹¹⁹ Thus, the kinetic energy matrix element becomes

$$T_{ij} = \int \chi_i^*(\mathbf{r}) \left(-\frac{1}{2} \nabla^2 \right) \chi_j(\mathbf{r}) d^3r \quad (54)$$

$$\begin{aligned} &= -\frac{1}{2} \int R_h B_i(\mu) \left(\frac{\partial}{\partial \mu} \left(\sinh \mu \frac{\partial B_j}{\partial \mu} \right) \right) \int (Y_{l_i}^{m_i})^* Y_{l_j}^{m_j} d\mu d\Omega \\ &\quad + \frac{1}{2} \int R_h B_i(\mu) \left[l_j(l_j + 1) \sinh \mu + \frac{m_j^2}{\sinh \mu} \right] d\mu \int (Y_{l_i}^{m_i})^* Y_{l_j}^{m_j} d\Omega \end{aligned} \quad (55)$$

Last, the first term can be symmetrized by invoking integration by parts, like in the atomic case discussed in part I,¹ yielding the kinetic energy matrix elements in the final form

$$T_{ij} = \frac{R_h}{2} \left[D_{i,j} + l_j(l_j + 1) I_{1,2}^{10} + m_j^2 I_{i,j}^{-1,0} \right] \delta_{l_i, l_j} \delta_{m_i, m_j}, \quad (56)$$

where we have defined the radial integral

$$D_{1,2} = \int \sinh \mu \frac{\partial B_1}{\partial \mu} \frac{\partial B_2}{\partial \mu} d\mu. \quad (57)$$

The examination of equation (55) shows that the kinetic energy density diverges for $\mu \rightarrow 0$ for $m \neq 0$. This means that non- σ states must vanish at $\mu = 0$

$$\psi_m(\mu = 0, \nu) = 0, m \neq 0. \quad (58)$$

Unlike the atomic case discussed in part I,¹ the used radial basis set must then depend on the value m . However, equation (58) can be satisfied in the finite element implementation by removing the first shape function of the first radial element for basis functions with $m \neq 0$, which is easily done in the C++ program.

2.3.3 Nuclear attraction

As was stated above, the nuclear attraction integrals become easy for quadrature in the prolate spheroidal coordinate system, as the singularities at the nuclei are cancelled out by factors in the volume element. The nuclear attraction integral is

$$V_{ij} = \int \chi_i^*(\mathbf{r}) \left(-\frac{Z_A}{r_A} - \frac{Z_B}{r_B} \right) \chi_j(\mathbf{r}) d^3r \quad (59)$$

$$= -R_h^2 \int \chi_i^*(\mathbf{r}) [(Z_A + Z_B) \cosh \mu + (Z_B - Z_A) \cos \nu] \chi_j(\mathbf{r}) \sinh \mu d\mu d\Omega \quad (60)$$

from which the integral is obtained in final form as

$$V_{ij} = -R_h^2 (Z_A + Z_B) I_{i,j}^{11} \delta_{l_i, l_j} \delta_{m_i, m_j} - R_h^2 (Z_B - Z_A) I_{i,j}^{10} \delta_{l_i, l_j}^{(1)} \delta_{m_i, m_j}. \quad (61)$$

2.3.4 Radial moments

Radial moments of the density about the nuclei can be calculated using

$$r_{A/B;ij}^{-1} = R_h^2 \left(I_{i,j}^{11} \delta_{l_i, l_j} \mp I_{i,j}^{10} \delta_{l_i, l_j}^{(1)} \right) \delta_{m_i, m_j} \quad (62)$$

and

$$r_{A/B} = R_h (\cosh \mu \pm \cos \nu) \quad (63)$$

$$r_{A/B}^2 = R_h (\cosh^2 \mu \pm 2 \cosh \mu \cos \nu + \cos^2 \nu) \quad (64)$$

$$r_{A/B}^3 = R_h (\cosh^3 \mu \pm 3 \cosh^2 \mu \cos \nu + 3 \cosh \mu \cos^2 \nu \pm \cos^3 \nu) \quad (65)$$

from which

$$\langle r_{A/B} \rangle_{ij} = R_h^4 \left[I_{i,j}^{13} \delta_{l_i, l_j} \pm I_{i,j}^{12} \delta_{l_i, l_j}^{(1)} - I_{i,j}^{11} \delta_{l_i, l_j}^{(2)} \mp I_{i,j}^{10} \delta_{l_i, l_j}^{(3)} \right] \delta_{m_i, m_j} \quad (66)$$

$$\langle r_{A/B} \rangle_{ij}^2 = R_h^5 \left[I_{i,j}^{14} \delta_{l_i, l_j} \pm 2I_{i,j}^{13} \delta_{l_i, l_j}^{(1)} \mp 2I_{i,j}^{11} \delta_{l_i, l_j}^{(3)} - I_{i,j}^{10} \delta_{l_i, l_j}^{(4)} \right] \delta_{m_i, m_j} \quad (67)$$

$$\langle r_{A/B} \rangle_{ij}^3 = R_h^6 \left[I_{i,j}^{15} \delta_{l_i, l_j} \pm 3I_{i,j}^{14} \delta_{l_i, l_j}^{(1)} + 2I_{i,j}^{13} \delta_{l_i, l_j}^{(2)} \mp 2I_{i,j}^{12} \delta_{l_i, l_j}^{(3)} - 3I_{i,j}^{11} \delta_{l_i, l_j}^{(4)} \mp I_{i,j}^{10} \delta_{l_i, l_j}^{(5)} \right] \delta_{m_i, m_j} \quad (68)$$

In equations (62) to (68), the upper sign corresponds to placing the origin at the left-hand atom A at $z = -R_h$, while the lower sign corresponds to placing the origin at the right-hand atom B at $z = R_h$. The radial expectation value, placing the origin at the geometrical center of the molecule is

$$\langle r^2 \rangle_{ij} = R_h^5 \left[(I_{i,j}^{14} - I_{i,j}^{12}) \delta_{l_i, l_j} + I_{i,j}^{10} (\delta_{l_i, l_j}^{(2)} - \delta_{l_i, l_j}^{(4)}) \right] \delta_{m_i, m_j}. \quad (69)$$

2.3.5 Electric field

The orbitals block by m even in the presence of an electric field in the z direction, that is, parallel to the molecular bond. The z component of the dipole operator is given by

$$\mu_{z;ij} = \int \chi_i^*(\mathbf{r}) z \chi_j(\mathbf{r}) dV \quad (70)$$

$$= \int B_i(\mu) B_j(\mu) R_h \cosh \mu \cos \nu \cdot R_h^3 \sinh \mu (\cosh^2 \mu - \cos^2 \nu) d\mu d\Omega (Y_{l_i}^{m_i})^* Y_{l_j}^{m_j} \quad (71)$$

$$= R_h^4 \left[I_{i,j}^{13} \delta_{l_i, l_j}^{(1)} - I_{i,j}^{11} \delta_{l_i, l_j}^{(3)} \right] \delta_{m_i, m_j}. \quad (72)$$

The zz component of the quadrupole operator is

$$\Theta_{zz} = \frac{1}{2} (3z^2 - r^2) = \frac{R_h^2}{2} [3 \cosh^2 \mu \cos^2 \nu - \cosh^2 \mu - \cos^2 \nu + 1] \quad (73)$$

which has the matrix element

$$\Theta_{zz;ij} = \int \chi_i^*(\mathbf{r}) \Theta_{zz} \chi_j(\mathbf{r}) d^3r \quad (74)$$

$$= \frac{R_h^5}{2} \left[(I_{i,j}^{12} - I_{i,j}^{14}) \delta_{l_i, l_j} + (3I_{i,j}^{14} - I_{i,j}^{10}) \delta_{l_i, l_j}^{(2)} + (I_{i,j}^{10} - 3I_{i,j}^{12}) \delta_{l_i, l_j}^{(4)} \right] \delta_{m_i, m_j}. \quad (75)$$

The nuclear contributions to the electric dipole and quadrupole moments are

$$\mu_z^{\text{nuc}} = R_h (Z_2 - Z_1), \quad (76)$$

$$\Theta_{zz}^{\text{nuc}} = R_h^2 (Z_1 + Z_2). \quad (77)$$

Equations (70) and (77) are with respect to the origin; moments with respect to other origins such as the center of mass or center of charge are deferred to future work.

2.4 Two-electron integrals

The two-electron integrals

$$(ij|kl) = \int \frac{\chi_i(\mathbf{r}) \chi_j^*(\mathbf{r}) \chi_k(\mathbf{r}') \chi_l^*(\mathbf{r}')}{|\mathbf{r} - \mathbf{r}'|} d^3r d^3r' \quad (78)$$

can be readily evaluated with the help of the Neumann expansion (equation (15)), as was originally pointed out by McCullough;^{118,119} the same approach is also used in refs. 233,264, for example. Note that equation (15) contains Legendre functions in two places: first, explicitly shown with the argument $\cosh \mu \geq 1$, and second, inside the spherical harmonics with the more familiar branch $|\cos \nu| \leq 1$. The evaluation of the

polynomials for the former case is not as well known, but several software libraries have been published in the literature.^{283–285} In the present work, the library by Schneider and coworkers is used for the evaluation of the polynomials in the former case.^{284,285}

The Neumann expansion is analogous to the Laplace expansion that was used for atomic calculations in part I,¹ with $P_L^{|M|}(\mu)$ taking the place of r^{-L-1} in the large-radius integral, and $Q_L^{|M|}$ taking the place of r^L in the small-radius integral. Analogously to the atomic case, $P_L^{|M|}(\cosh \mu)$ are regular at $\mu = 0$ but diverge as $\mu \rightarrow \infty$, while $Q_L^{|M|}(\cosh \mu)$ diverge at $\mu = 0$ but go to zero for $\mu \rightarrow \infty$. Note, however, that in contrast to the atomic case where the integrand only depends on L , the diatomic integrals also depend on M , indicating a more costly approach: even though the usual spherical polar coordinate system is obtained by letting $R \rightarrow 0$ in a diatomic calculation, the diatomic two-electron interactions still require more work than the atomic calculations presented in part I.¹

Substitution of the Neumann expansion (equation (15)) into equation (78) yields

$$(ij|kl) = 4\pi R_h^5 \sum_{L=0}^{\infty} \sum_{M=-L}^L (-1)^M \frac{(L-|M|)!}{(L+|M|)!} \int d\mu_1 d\mu_2 d\Omega_1 d\Omega_2 P_L^{|M|}(\cosh \mu_<) Q_L^{|M|}(\cosh \mu_>) \\ \int (\cosh^2 \mu_1 - \cos^2 \nu_1) \sinh \mu_1 B_i(\mu_1) B_j(\mu_1) Y_{l_i}^{m_i}(\Omega_1) \left(Y_{l_j}^{m_j}(\Omega_1) \right)^* Y_L^M(\Omega_1) \\ \int (\cosh^2 \mu_2 - \cos^2 \nu_2) \sinh \mu_2 B_k(\mu_2) B_l(\mu_2) Y_{l_k}^{m_k}(\Omega_2) \left(Y_{l_l}^{m_l}(\Omega_2) \right)^* \left(Y_L^M(\Omega_2) \right)^*. \quad (79)$$

From here, we see that we must have

$$m_j - m_i = M = m_k - m_l \quad (80)$$

in order for the integral to be non-zero; the very same condition was obtained also in the atomic case. Furthermore, the angular momentum algebra places limits on L as in the atomic case as

$$L_{\min} \leq L \leq L_{\max}. \quad (81)$$

However, the cosine factors in equation (79) extend the range of the coupled angular momentum by two in each direction, yielding

$$L_{\min} = \max\{|l_i - l_j|, |l_k - l_l|\} - 2, \quad (82)$$

$$L_{\max} = \min\{|l_i + l_j|, |l_k + l_l|\} + 2, \quad (83)$$

which is again more work than in an atomic calculation. The final condition for the integral to be nonzero is that Y_L^M must exist, which gives

$$L_{\min} \geq |M|. \quad (84)$$

Equations (80) and (84) truncate the infinite sum in equation (79) to a finite number of terms:

$$(ij|kl) = \sum_{L=L_{\min}}^{L_{\max}} \left[I_{ij,kl}^{22,L|M|} G_{Ll_i,m_j}^{Mm_i,l_j} G_{Ll_l,m_k}^{Mm_l,l_k} - I_{ij,kl}^{02,L|M|} \tilde{G}_{Ll_i,m_j}^{Mm_i,l_j} G_{Ll_l,m_k}^{Mm_l,l_k} \right. \\ \left. - I_{ij,kl}^{20,L|M|} G_{Ll_i,m_j}^{Mm_i,l_j} \tilde{G}_{Ll_l,m_k}^{Mm_l,l_k} + I_{ij,kl}^{00,L|M|} \tilde{G}_{Ll_i,m_j}^{Mm_i,l_j} \tilde{G}_{Ll_l,m_k}^{Mm_l,l_k} \right], \quad (85)$$

where L_{\min} , L_{\max} and M are given by equations (82), (83) and (80), respectively, $I_{ij,kl}^{\alpha\beta,L|M|}$ are primitive integrals, and we have defined a modified Gaunt coefficient as

$$\tilde{G}_{Ll_i,m_j}^{Mm_i,l_j} = \int \cos^2 \nu Y_{l_i}^{m_i}(\Omega) \left(Y_{l_j}^{m_j}(\Omega) \right)^* (\Omega) Y_L^M(\Omega) d\Omega \quad (86)$$

to account for the $\cos^2 \nu$ terms. By employing equations (40) and (44), the modified Gaunt coefficient in equation (86) can be written in terms of the usual Gaunt coefficients as

$$\tilde{G}_{Ll_i,m_j}^{Mm_i,l_j} = \frac{2\sqrt{\pi}}{3} G_{L0,M}^{M0,L} G_{Ll_i,m_j}^{Mm_i,l_j} + \frac{4}{15} \sqrt{5\pi} \sum_{L'=L-2}^{L+2} G_{L2,M}^{M0,L'} G_{L'l_i,m_j}^{Mm_i,l_j}. \quad (87)$$

2.4.1 Primitive integrals

The primitive integrals used in equation (85) are defined as

$$I_{ij,kl}^{\alpha\beta,L|M|} = 4\pi R_h^5 (-1)^{|M|} \frac{(L-|M|)!}{(L+|M|)!} \int \cosh^\alpha \mu_1 \sinh \mu_1 \cosh^\beta \mu_2 \sinh \mu_2 \\ \times B_i(\mu_1) B_j(\mu_1) B_k(\mu_2) B_l(\mu_2) P_L^{|M|}(\cosh \mu_<) Q_L^{|M|}(\cosh \mu_>) d\mu_1 d\mu_2 \quad (88)$$

which alike the atomic case can be specialized into two cases: one where all four functions are within the same element, and another where i and j are in one element, and k and l are in another. Note that the expression corresponding to equation (88) of Artemyev *et al.* (equation 32 in reference 233) is missing the $\cosh^\alpha \mu_1 \sinh \mu_1 \cosh^\beta \mu_2 \sinh \mu_2$ factors arising from the volume elements.

As can be seen from equation (85), four sets of primitive integrals corresponding to $(\alpha\beta) = (00), (02), (20), (22)$ are needed, again increasing the amount of work compared to an atomic calculation, with the possible values for L and M ranging from $L = 0, \dots, 2(l_{\max} + 1)$ and $|M| = 0, \dots, 2m_{\max}$, where l_{\max} and m_{\max} are the largest values of l and m in the basis set.

Like in the atomic case, most of the two-electron integrals in large calculations arise from interelement integrals, which are written in the factorizable form

$$I_{ij,kl}^{\alpha\beta,L|M|} = 4\pi R_h^5 (-1)^{|M|} \frac{(L-|M|)!}{(L+|M|)!} \left[\int_{\mu_1^{\min}}^{\mu_1^{\max}} \cosh^\alpha \mu_1 \sinh \mu_1 Q_L^{|M|}(\cosh \mu_1) B_i(\mu_1) B_j(\mu_1) d\mu_1 \right] \\ \times \left[\int_{\mu_2^{\min}}^{\mu_2^{\max}} \cosh^\beta \mu_2 \sinh \mu_2 B_k(\mu_2) B_l(\mu_2) P_L^{|M|}(\cosh \mu_2) d\mu_2 \right], \quad (89)$$

where we have assumed that the element containing ij is farther from the origin than the one containing kl . As in the atomic case, the factorization of equation (89) can be used in the Coulomb and exchange matrix algorithms. Also alike the atomic case, the intraelement integrals are evaluated in three steps:

$$\phi_{kl}^{\beta,L|M|}(\mu) = \int_0^\mu d\mu' \cosh^\beta \mu' \sinh \mu' B_k(\mu') B_l(\mu') P_L^{|M|}(\cosh \mu'), \quad (90)$$

$$i_{ij,kl}^{\alpha\beta,L|M|} = \int_0^\infty d\mu \cosh^\alpha \mu \sinh \mu B_i(\mu) B_j(\mu) Q_L^{|M|}(\cosh \mu) \phi_{kl}^{\beta,L|M|}(\mu), \quad (91)$$

$$I_{ij,kl}^{\alpha\beta,L|M|} = i_{ij,kl}^{\alpha\beta,L|M|} + i_{kl,ij}^{\beta\alpha,L|M|}, \quad (92)$$

where equation (90) is computed in slices in analogy to the atomic treatment. Note that in the last step both $ij \leftrightarrow kl$ and $\alpha \leftrightarrow \beta$ are interchanged.

2.4.2 Coulomb matrix

The evaluation of Coulomb and exchange matrices can be sped up significantly by employing the same techniques as in the atomic case of part I.¹ This has also been recognized by McCullough.¹¹⁹ The Coulomb matrix is given by

$$J_{ij} = \sum_{kl} (ij|kl) P_{kl}. \quad (93)$$

Substituting the expression for the two-electron integrals (equation (85)) into equation (93) one obtains

$$J_{ij} = \sum_{L_{\min}}^{L_{\max}} \left[I_{ij,kl}^{22,L|M|} P_{kl} G_{Ll_i,m_j}^{Mm_i,l_j} G_{Ll_i,m_k}^{Mm_l,l_k} - I_{ij,kl}^{02,L|M|} P_{kl} \tilde{G}_{Ll_i,m_j}^{Mm_i,l_j} G_{Ll_i,m_k}^{Mm_l,l_k} \right. \\ \left. - I_{ij,kl}^{20,L|M|} P_{kl} G_{Ll_i,m_j}^{Mm_i,l_j} \tilde{G}_{Ll_i,m_k}^{Mm_l,l_k} + I_{ij,kl}^{00,L|M|} P_{kl} \tilde{G}_{Ll_i,m_j}^{Mm_i,l_j} \tilde{G}_{Ll_i,m_k}^{Mm_l,l_k} \right] \quad (94)$$

where M is by the constraint in equation (80), and L_{\min} and L_{\max} are defined by equations (82) to (84). Because the primitive integrals $I_{ij,kl}^{\alpha\beta,L|M|}$ only depend on the radial part and the compound index $L|M|$, one

can form the Coulomb matrix efficiently in three steps, analogously to the atomic calculations discussed in part I.¹ The key here is to form radial helper matrices by summing over the angular contributions as

$$P_{kl}^{L|M} = \sum_{kl} G_{Ll,m_k}^{Mm_l,l_k} P_{kl}, \quad (95)$$

$$\tilde{P}_{kl}^{L|M} = \sum_{kl} \tilde{G}_{Ll,m_k}^{Mm_l,l_k} P_{kl}, \quad (96)$$

contract them with the primitive integrals to yield radial-only Coulomb matrices

$$J_{ij}^{L|M} = \sum_{kl} I_{ij,kl}^{22,L|M} P_{kl}^{L|M} - \sum_{kl} I_{ij,kl}^{20,L|M} \tilde{P}_{kl}^{L|M} \quad (97)$$

$$\tilde{J}_{ij}^{L|M} = \sum_{kl} I_{ij,kl}^{00,L|M} \tilde{P}_{kl}^{L|M} - \sum_{kl} I_{ij,kl}^{02,L|M} P_{kl}^{L|M} \quad (98)$$

and last, unroll the radial-only Coulomb matrices into the full Coulomb matrix as

$$J_{ij} = J_{ij}^{L|M} G_{Ll,m_j}^{Mm_i,l_j} + \tilde{J}_{ij}^{L|M} \tilde{G}_{Ll,m_j}^{Mm_i,l_j}. \quad (99)$$

The factorization of the interelement integrals can be used in equations (97) and (98) to yield further speed improvements, whereas the contraction of intraelement integrals can be done by matrix-vector multiplication.

2.4.3 Exchange matrix

For the exchange we have

$$K_{jk}^\sigma = \sum_{il} (ij|kl) P_{il}^\sigma \quad (100)$$

which can also be made more efficient by summing over the angular parts of il . However, while a single expansion over L and $|M|$ sufficed for the Coulomb matrix, in the case of the exchange matrix, the expansion has to be performed for all jk , making the calculation significantly more expensive. As in the atomic case, the factorization of the interelement integrals can be used to make the algorithm scale better, whereas the intraelement integrals can be made faster by storing a permuted set of the integrals in memory which allows for matrix-vector products to be used.

2.5 DFT

The implementation of DFT is exactly the same as in the atomic case discussed in part I,¹ only the scale factors given in equations (30) to (32) are different. As in the atomic case, Gauss-Chebyshev quadrature is used in the ν direction, whereas an equidistant grid is used for ϕ . We have chosen $n_\nu = 4l_{\max} + 12$ and $n_\phi = 4m_{\max} + 5$ as the default values for diatomic calculations, where the two extra points in the ν quadrature compared to the atomic calculations have been added due to the $\cos^2 \nu$ factor in the volume element.

As was discussed for the atomic case in part I,¹ popular functionals such as CAM-B3LYP;²⁸⁶ the Minnesota functionals M11,²⁸⁷ N12-SX,²⁸⁸ and MN12-SX;²⁸⁸ and the Head-Gordon group's ω B97,²⁸⁹ ω B97X,²⁸⁹ ω B97X-V,²⁹⁰ and ω B97M-V²⁹¹ functionals employ a range-decomposed Coulomb interaction²⁹²

$$\frac{1}{r_{12}} = \frac{\phi_{\text{sr}}(r_{12}; \omega)}{r_{12}} + \frac{1 - \phi_{\text{sr}}(r_{12}; \omega)}{r_{12}}, \quad (101)$$

in the exchange contribution, where the weight function is chosen as

$$\phi_{\text{sr}}(r; \omega) = \text{erfc}(r; \omega). \quad (102)$$

Implementing the aforementioned functionals in the present approach would require a Neumann expansion for equations (101) and (102) alike equation (15). As was mentioned in part I,¹ we are not aware of suitable expansions for even the simpler atomic case, but such expansions could be pursued in future work.

Matrix type	Value of l' coupling to l	Radial elements dependent on l
Kinetic	l	yes
Nuclear attraction	$l, l \pm 1$	no
Overlap	$l, l \pm 2$	no
Dipole	$l \pm 1, l \pm 3$	no
Quadrupole	$l, l \pm 2, l \pm 4$	no

Table 1: One-electron integral couplings.

2.6 Integral couplings

Having formulated expressions for all the integrals, it is useful to study the couplings between the different angular blocks that have been summarized in table 1. In contrast to the atomic case, where all one-electron operators were diagonal in l in the absence of electric fields, now only the kinetic energy is diagonal, while everything else contains couplings between different l blocks in the basis set.

The wave function for one-electron systems at zero field is determined by the overlap, kinetic and nuclear attraction matrices. Although the overlap and nuclear attraction matrices contain couplings between the various l channels in the basis set, their matrix elements are independent of l : the $(l = 0, m; l = 0, m)$ block has the same elements as the $(l = 2, m; l = 2, m)$ block. Also the dipole and quadrupole matrix elements are independent of l .

In contrast, while the kinetic energy operator does not couple different values of l , its matrix elements are l -dependent, with higher values of l carrying higher kinetic energy, as can be seen from equation (56). This can be understood by examining the form of the basis set: higher values of l correspond to variation at finer scales, which carry higher kinetic energy. Although the two-electron integrals also carry dependence on the angular momentum, this analysis shows that the convergence of a calculation is mainly determined by the kinetic energy.

2.7 Choice of basis set

The complete basis set can be achieved in principle by systematically expanding the basis set towards larger and larger values of l for all the given values of m in the basis. In addition to the angular basis set, one must also converge the radial basis set, which implies yet another truncation parameter. Although it is very well possible to converge a calculation to the basis set limit by running a large number of self-consistent field calculations at increasing numbers of partial waves and radial elements, this approach quickly becomes laborious, not to mention overtly costly for heavier systems.

Furthermore, as the coordinate system depends on the bond length, in principle the basis set should be converged separately at each geometry for every system. This is easy to understand by the following argument: as has been discussed above, letting $R \rightarrow 0$ the prolate spheroidal coordinate system approaches the spherical polar coordinate system, and so the diatomic calculation approaches an atomic one for the compound nucleus. The angular expansion in atomic calculations is extremely compact, as discussed in the first part of this series:¹ for instance, the exact HF ground state of all atoms from hydrogen to calcium is achievable with just four angular functions: Y_0^0 , Y_1^{-1} , Y_1^0 , and Y_1^{+1} . However, while the angular grid becomes smaller for $R \rightarrow 0$, at the limit of $R = 0$ a heavier atom is also obtained, meaning that a larger radial grid must be employed. Thus, in order to reproduce potential energy surfaces, the radial grid should be converged at the *smallest* internuclear distance, whereas the angular grid should be converged at the *largest* internuclear distance.

Still, perhaps the worst feature of the naïve approach of running calculations with larger and larger basis sets is the lack of estimates for the accuracy of any single calculation. The utility of the present approach would be greatly increased were there a way to easily choose a basis set for a given nuclear geometry with some degree of control over the resulting accuracy. The radial and the angular grids should be chosen in as balanced a way as possible to yield the best possible accuracy with the least number of basis functions, while minimizing the number of costly self-consistent field calculations.

It is easy to see that the partial wave expansion should **not** be the same for all values of m : the deepest and most compact orbitals are the $1s$ core orbitals, which yield σ orbitals in the diatomic case. Atomic p

orbitals yield two π orbitals ($m = \pm 1$) and one σ orbital; atomic d orbitals yield two δ ($m = \pm 2$) and π ($m = \pm 1$) orbitals and one σ orbital; and atomic f orbitals yield two φ ($m = \pm 3$), δ ($m = \pm 2$), and π ($m = \pm 1$) orbitals and one σ orbital, all of which are less compact than the $1s$ σ orbital. Because higher values of l correspond to finer spatial resolution, it is obvious that the number of partial waves should be highest for the σ orbitals, and decrease in increasing $|m|$. (This is also evident from the divergent $m^2/\sinh \mu$ term in the kinetic energy, see equations (55) and (56).) Thus, significant savings in the necessary number of basis functions can be expected by the use of a non-uniform angular grid. Unfortunately, decoupling the number of partial waves in every $|m|$ channel introduces further parameters that need to be optimized, as instead of a global cutoff value l_{\max} one now has to optimize the partial wave cutoffs $l_{|m|}$ for $|m| = \sigma, \pi, \delta, \varphi$ in unison.

It is imaginable that an adaptive approach could be formulated for the choice of the basis set. The determination of the radial grid would be analogous to the atomic case, for which for both h -adaptive²⁹³ and p -adaptive^{294,295} approaches have been presented in the literature, while the sufficiency of the angular grid could be determined by determining the orbital gradient for rotations into angular functions not included in the current basis set.

However, unless the occupations in each $|m|$ channel are predetermined, the use of the Aufbau principle in the SCF calculation may result in incorrect occupations if the angular basis set $l_{|m|}$ is unbalanced. For instance, the use of an insufficiently large l_{π} may result in π orbital energies that are much too high, leading to σ orbitals being occupied by the algorithm, instead. It is thus apparent that the adaptive basis set should be determined for a preset number of orbitals in each $|m|$ channel, but this would then require additional user interaction.

Instead, we have found a simple and elegant solution to the problem of basis set selection. Because the higher l values express smaller and smaller details in the wave function – especially close to the nuclei – it makes sense to simply study the convergence of the wave function close to the nucleus, which can be approximated by the one-electron part of the Hamiltonian operator, *i.e.* the core Hamiltonian. In analogy to completeness-optimization,^{296,297} both the radial and the angular basis set can be determined for any system at any geometry by studying the convergence of a proxy for the molecular energy

$$E^{\text{proxy}} = \sum_{i \text{ occ}} \epsilon_i^{\text{core}} \tag{103}$$

upon the addition of more radial elements or partial waves, where ϵ_i^{core} are the eigenvalues of the core Hamiltonian $\mathbf{H}_0 = \mathbf{T} + \mathbf{V}$. The proxy corresponds to the one-electron part of the HF or Kohn–Sham energy, and differs from the full energy by the interactions of the electrons.

The omitted interactions extend the orbitals near the core, implying that it is likely that the proxy overestimates the necessary number of partial waves for the description of the wave function at an estimated accuracy Δ . Note that although hydrogenic orbitals (eigenfunctions of \mathbf{H}_0) are notoriously bad for chemistry, as they are typically both too compact due to the neglect of electronic repulsion effects, as well as quickly become too diffuse to yield needed flexibility in the molecular core and valence regions,²⁹⁸ this is not a problem in the present approach as a predetermined R_{\max} poses limits on the diffuseness of the orbitals, and as the dimension of the basis is not affected by the use of the core Hamiltonian. We refer to our recent work for more discussion on the core guess, and for an alternative one-electron guess that could also be used as a proxy for basis set completeness.²⁹⁹

In order to maintain a balanced description, the addition trials increase the number of radial elements or partial waves by two, as in homonuclear systems the orbitals block by gerade/ungerade parity, which correspond to even/odd-numbered partial waves. As the orbitals for $m = \pm|m|$ for non- σ states are fully degenerate for the core Hamiltonian, it suffices to only consider the states with $m \geq 0$ in the optimization.

Importantly, unlike a SCF-based calculation, the optimization of equation (103) requires no solution of the self-consistent field equations and is thereby fast to calculate and fully decouples the m channels. Furthermore, the number of occupied orbitals in each channel can be chosen for any system simply by considering the blocks of the periodic table in which the elements of the calculation reside. Omitting the spin factor, in analogy to our earlier work with completeness-optimized basis sets^{4,5} we choose the number of occupied proxy orbitals to cover the whole block in the periodic table. That is, the number of occupied orbitals in each m channel is determined by counting the number of occupied shells in the individual atom, and adding 1σ for s shells, $1\sigma 1\pi$ for p shells, $1\sigma 1\pi 1\delta$ for d shells and $1\sigma 1\pi 1\delta 1\varphi$ for f shells.

Despite the differences between the proxy and the true HF / Kohn–Sham energy, we will demonstrate later in the manuscript that the error in the self-consistent field energy is similar to the estimate yielded by the proxy energy. To our knowledge, this is the first time a non-uniform, truncated angular basis set has been used in the literature. Note especially that McCullough’s approach¹¹⁹ an l_{\max} value *increasing* in m as $l_m = l_{\max} + |m|$ to maintain the same number of partial waves in every m channel, whereas our results show that a rapidly decreasing l_m is sufficient to yield fast convergence, bestowing significant speedups for the algorithm.

3 Computational details

The equations presented above have been implemented in C++, employing the ARMADILLO library for linear algebra^{300,301} for all matrix algebra. Efficient basic linear algebra subroutine (BLAS) libraries are used for the matrix operations with ARMADILLO. OPENMP parallelization is used throughout the program.

The one-electron and primitive two-electron integrals are computed once at the beginning of the calculation, and stored in memory. Radial integrals are performed using $5N_p$ points, which we have estimated to be sufficient even for the highly non-linear integrals in DFT. The in-memory storage requirements for the integrals are small, as instead of the full two-electron integral tensor, only the auxiliary integrals are stored. Furthermore, only the intraelement auxiliary integrals are stored as rank-4 tensors, whereas the interelement integrals can be computed on the fly from the factorial form. (As was detailed above in the Theory section, the use of the integrals in factorized form also allows for faster formation of the Coulomb and exchange matrices.)

The LIBXC library²⁶⁸ is used to evaluate all exchange-correlation functionals. The core guess, *i.e.* eigenvectors of $\mathbf{H}_0 = \mathbf{T} + \mathbf{V}$ are used for initialization of the self-consistent field calculations, and the Aufbau principle is employed to determine orbital occupations during the self-consistent field cycle unless specified otherwise. Convergence of the self-consistent procedure is accelerated with a combination of the DIIS and ADIIS accelerators.^{271–273} Unless otherwise stated, the calculations have been converged to an orbital gradient *i.e.* DIIS error of 10^{-7} .

Calculations can be performed with fully spin-restricted orbitals, restricted open-shell orbitals via the constrained unrestricted HF update,^{302,303} or fully spin-unrestricted orbitals. The orbitals are updated by full diagonalization by m block. Because the finite element basis set is never ill-conditioned, symmetric orthonormalization is used to construct the molecular orbital basis set. Before the calculation of orthonormal basis functions, the individual finite element basis functions are normalized, as this turns out to be beneficial for the eigendecomposition.

Although the present implementation supports the same four grid types discussed in part I for the atomic calculations,¹ a linear grid is used for all calculations in the present work, as the (μ, ν) coordinate system already yields wave functions that are smooth enough for efficient numerical representation as was discussed in the Introduction.

4 Results

4.1 HF limit energies

The lists of studied systems with restricted open-shell HF limit values for 43 first- and second-row molecules from ref. 198 and for 27 transition metal molecules from ref. 214 are shown in tables 2 and 3, respectively. All molecules have a wave function with Σ symmetry; that is, the net value for m for the occupied orbitals is zero in each spin channel. The initial calculations on NH, ScF, ScCl, ScS, TiN, CrC, MnC⁻, FeC, CrMn⁺, and VO⁻ were found to converge to a higher-lying solution. In most cases, it was enough to rectify the occupations of the initial guess, but for ScS the occupations had to be frozen for an additional three iterations for the correct occupations to become stable in the Aufbau solution.

After correcting the initial guess symmetries, we were still unable to reproduce the energies reported in ref. 214 for CrC, MnC⁻, FeC, and CrMn⁺, requiring an in-depth study of these systems. By enumerating all the possible orbital occupations yielding Σ symmetry while restricting the number of α orbitals in every m channel be at least that of β orbitals, we conducted a brute force search for the true ground state with a

molecule	bond length	energy	molecule	bond length	energy	molecule	bond length	energy
$^1\text{CH}^+$	$2.137a_0$	-37.9099112	^3NF	$2.49a_0$	-153.8424212	^3NCl	$3.14a_0$	-513.9070135
$^3\text{CH}^-$	$2.20a_0$	-38.2933200	$^1\text{OF}^-$	$2.82a_0$	-174.2363416	^1SiO	$2.853a_0$	-363.8553418
^3NH	$1.9614a_0$	-54.9784239	$^1\text{F}_2$	$2.668a_0$	-198.7734448	$^3\text{PO}^-$	$2.90a_0$	-415.6564658
$^1\text{OH}^-$	$1.781a_0$	-75.4188031	$^2\text{F}_2^-$	$3.52a_0$	-198.8623615	^3SO	$2.87a_0$	-472.3991048
^1FH	$1.7328a_0$	-100.0708025	$^3\text{SiH}^-$	$2.94a_0$	-289.4646301	$^1\text{SF}^-$	$3.22a_0$	-497.0283470
$^1\text{C}_2$	$2.358a_0$	-75.4065652	$^1\text{SH}^-$	$2.551a_0$	-398.1497909	^3PF	$3.015a_0$	-440.2339252
^2CN	1.1718 \AA	-92.2251382	^1HCl	$2.44a_0$	-460.1124493	^1ClF	$3.14a_0$	-558.9176263
$^1\text{CN}^-$	$2.214a_0$	-92.3489506	^2CP	$3.08a_0$	-378.4746084	^1SiS	1.93 \AA	-686.5162842
$^1\text{N}_2$	$2.068a_0$	-108.9938256	$^1\text{CP}^-$	$3.00a_0$	-378.5615887	$^1\text{P}_2$	$3.578a_0$	-681.5002553
$^1\text{NO}^+$	$2.007a_0$	-128.9780515	^1CS	$2.89964a_0$	-435.3624203	$^3\text{PS}^-$	$3.80a_0$	-738.3397074
$^3\text{NO}^-^a$	$2.36a_0$	-129.2801745	^2SiN	1.575 \AA	-343.2970269	$^3\text{S}_2$	$3.642a_0$	-795.0915590
^1CO	$2.132a_0$	-112.7909072	$^1\text{SiN}^-$	$2.94a_0$	-343.3623656	$^1\text{SCl}^-$	$4.06a_0$	-857.1044186
$^3\text{O}_2$	$2.270a_0$	-149.6687572	^1NP	$2.8173a_0$	-395.1883954	$^1\text{Cl}_2$	$3.86a_0$	-919.0089345
$^1\text{CF}^+$	$2.322a_0$	-136.9001348	$^3\text{SN}^-$	$3.12a_0$	-451.9876493	$^2\text{Cl}_2^-$	$5.00a_0$	-919.0795637
$^3\text{CF}^-$	$2.78a_0$	-137.2244562						

Table 2: List of studied systems and restricted HF limit energies from ref. 198. All wave functions have Σ symmetry.

^aReference ref. 198 erroneously reports a singlet state for NO^- .

molecule	bond length	energy	molecule	bond length	energy	molecule	bond length	energy
$^1\text{ScCl}$	2.229 Å	-1219.335786	^2TiN	1.5802 Å	-902.769282	^1NiC	1.631 Å	-1544.389546
^1ScF	1.787 Å	-859.301233	$^1\text{TiN}^+$	1.586 Å	-902.526865	$^1\text{NiSi}$	2.075 Å	-1795.561185
^1ScH	1.775 Å	-760.277980	$^3\text{VO}^-$	1.615 Å	-1017.767081	^1CuH	1.463 Å	-1639.514112
$^2\text{ScN}^+$	1.738 Å	-813.905803	^3CrC	1.63 Å	-1080.868066	^1CuF	1.745 Å	-1738.465275
^1ScN	1.687 Å	-814.088437	$^1\text{CrMn}^+$	2.51 Å	-2192.467304	$^1\text{CuCl}$	2.051 Å	-2098.548160
$^1\text{ScO}^+$	1.651 Å	-834.441524	$^3\text{MnC}^-$	1.615 Å	-1187.323508	$^1\text{Cu}_2$	2.22 Å	-3277.941606
^2ScO	1.6682 Å	-834.674512	^3FeC	1.670 Å	-1299.926272	$^1\text{CuLi}$	2.26 Å	-1646.409856
$^1\text{ScS}^-$	2.188 Å	-1157.375086	$^1\text{CoC}^-$	1.564 Å	-1418.878845	^2ZnH	1.595 Å	-1778.377824
^2ScS	2.135 Å	-1157.338534	$^3\text{CoO}^-$	1.616 Å	-1456.143757	^2ZnF	1.768 Å	-1877.344833

Table 3: List of studied systems and restricted HF limit energies from ref. 214. All wave functions have Σ symmetry.

molecule	α/β occupations	energy	molecule	α/β occupations	energy
CrMn ⁺	$\sigma^{10}\pi^8\delta^6/\sigma^{10}\pi^8\delta^6$	-2192.6105612574	MnC ⁻	$\sigma^9\pi^6\delta^2/\sigma^9\pi^6$	-1187.3422045128
	$\sigma^{12}\pi^{12}/\sigma^{12}\pi^{12}$	-2192.5893130210		$\sigma^{11}\pi^4\delta^2/\sigma^9\pi^4\delta^2$	-1187.335393 ^a
FeC	$\sigma^9\pi^4\delta^4/\sigma^9\pi^4\delta^2$	-1299.9651907757	CrC	$\sigma^8\pi^4\delta^4/\sigma^6\pi^4\delta^4$	-1080.8662949363
	$\sigma^{11}\pi^6/\sigma^{11}\pi^4$	-1299.9651907743		$\sigma^6\pi^6\delta^4/\sigma^6\pi^4\delta^4$	-1080.8662949356
	$\sigma^9\pi^8/\sigma^9\pi^6$	-1299.9651907704		$\sigma^6\pi^8\delta^2/\sigma^6\pi^8$	-1080.8662949348
	$\sigma^{11}\pi^4\delta^2/\sigma^9\pi^4\delta^2$	-1299.9651907536		$\sigma^{10}\pi^6/\sigma^8\pi^6$	-1080.8662949345

Table 4: Study on problem cases, employing a 10^{-3} accuracy basis set for each system.

^aThe calculation only converged to a DIIS error of $O(10^{-5})$ in 200 iterations.

basis set of approximately millihartree accuracy to find the best orbital occupations. This resulted in 18, 18, and 10 configurations for CrC, MnC⁻, FeC, and CrMn⁺, respectively. Partial results of this procedure are shown in table 4, in which a shorthand for the occupied orbitals is used. For instance $\sigma^9\pi^4\delta^4/\sigma^9\pi^4\delta^2$ means occupying nine σ orbitals, two π_{+1} , and two π_{-1} orbitals for both α and β , occupying a further two δ_{-2} and two δ_{+2} orbitals for α , and a further δ_{-2} and δ_{+2} orbitals for β . In the case of CrC and FeC, we found 12 and 8 different orbital occupations, respectively, with energies that only differed by up to tens of nanohartrees. This is much less than the estimated accuracy of the used basis set, and the degeneracy indicates the existence of significant multireference character in these systems.

For CrC, our best energy was 1.7 mE_h higher than that reported in ref. 214, whereas for FeC our best energy was 39 mE_h lower than that in ref. 214. Although MnC⁻ is isoelectronic to FeC, surprisingly we did not witness a plethora of degenerate HF solutions; instead, our lowest energy solution is separated by some 6 mE_h from the next lowest one, and is 1.8 mE_h lower than that in ref. 214. Also in the case of CrMn⁺ no degeneracy was seen, but our energy was 143 mE_h lower than that in ref. 214. Clearly, the proper modeling of these systems would require more investigation, which would be outside the scope of the present manuscript.

Excluding the problematic cases CrC, MnC⁻, FeC, and CrMn⁺, we obtain the convergence behavior shown in figures 3 and 4 for the 43 main group and 23 transition metal molecules, respectively. Both figures present results for $r_\infty = 20a_0$, $r_\infty = 40a_0$, and $r_\infty = 60a_0$. It is clear from these results that the chosen proxy is remarkably successful in capturing the essential degrees of freedom in the basis set, as the error in the self-consistent energy is seen to follow that in the proxy within an order of magnitude until $\epsilon = 10^{-5}$, when the error starts to saturate. The error levels off because of the finite accuracy of the reference data: the HF limit energies for the main group and transition metal molecules have been given with 7 and 6 decimals in refs. 198,214, respectively. (These values are also given in tables 2 and 3.)

As was discussed in the first part of this series dealing with atomic calculations,¹ the value for the practical infinity $r_\infty = 20a_0$ is too small, yielding significant errors especially in anionic systems, as can be seen from the outliers in figures 3 and 4 that do not exist in the $r_\infty = 40a_0$ and $r_\infty = 60a_0$ plots. Based on these results and those obtained for atoms in part I,¹ we tentatively conclude that $r_\infty = 40a_0$ should be sufficient for applications of the present method. However, the choice for r_∞ should be always checked, as loosely bound anions may require significantly larger values to be used especially for DFT calculations, as was discussed in the first part of the series.¹

Despite the spread in the results and the finite accuracy of the reference data, it is clear that choosing a basis with an estimated accuracy of $\epsilon = 10^{-10}$ should yield energies that are converged beyond microhartree accuracy. It is noteworthy that the calculations in ref. 198 typically employed over 200 points in ν and over 400 points in μ , and the calculations in ref. 214 employing over 300 points in ν and over 600 points in μ , whereas the corresponding calculations in the present work only employed up to 47 degrees of freedom in ν and up to 126 degrees of freedom in μ , implying a marked decrease in the necessary number of parameters for an accurate modeling of the wave function.

While the significant decrease in the necessary number of degrees of freedom in the ν direction is directly attributable to the efficiency of the partial wave expansion, part of the likewise notable decrease of the degrees of freedom in the μ direction is due to the smaller value of r_∞ compared to refs. 198,214. As was discussed in the Introduction, the relaxation approach used in x2dhf is sensitive to the choice of r_∞ via the

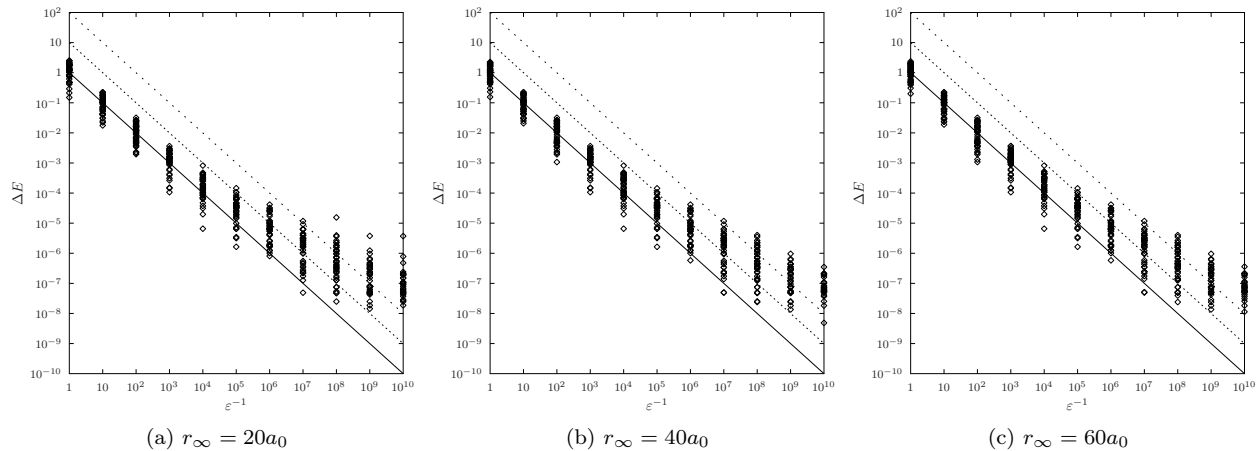


Figure 3: Convergence of the restricted HF energy for 43 first- and second-row molecules, compared to literature values from ref. 198 given in table 2. Note logarithmic scale. The ideal behavior $\Delta E = \epsilon$ is represented by the solid line, with the dotted and loosely dotted lines illustrating behavior corresponding to $\Delta E = 10\epsilon$ and $\Delta E = 100\epsilon$, correspondingly.

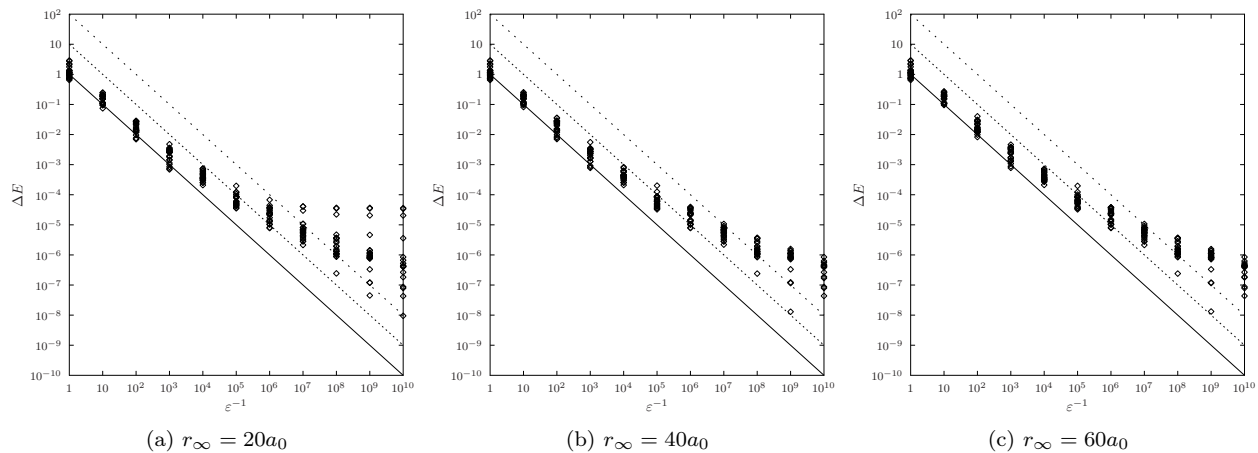


Figure 4: Convergence of the restricted HF energy for 23 transition metal molecules, compared to literature values from ref. 214 given in table 3. Note logarithmic scale. The problematic cases CrC , MnC^- , FeC , and CrMn^+ have been excluded. The notation is the same as in figure 3.

molecule	energy	molecule	energy	molecule	energy
${}^3\text{CH}^-$	-38.2994602	${}^2\text{CP}$	-378.4754390	${}^2\text{Cl}_2^-$	-919.0880177
${}^3\text{NH}$	-54.9863336	${}^2\text{SiN}$	-343.3130427	${}^2\text{ScN}^+$	-813.9079564
${}^2\text{CN}$	-92.2425169	${}^3\text{SN}^-$	-452.0046200	${}^2\text{ScO}$	-834.6749525
${}^3\text{NO}^-$	-129.2959898	${}^3\text{NCl}$	-513.9187494	${}^2\text{ScS}$	-1157.3394254
${}^3\text{O}_2$	-149.6922860	${}^3\text{PO}^-$	-415.6654029	${}^2\text{TiN}$	-902.7833285
${}^3\text{CF}^-$	-137.2322589	${}^3\text{SO}$	-472.4170546	${}^3\text{VO}^-$	-1017.7882900
${}^3\text{NF}$	-153.8527981	${}^3\text{PF}$	-440.2409912	${}^3\text{CoO}^-$	-1456.2267835
${}^2\text{F}_2^-$	-198.8783311	${}^3\text{PS}^-$	-738.3489562	${}^2\text{ZnH}$	-1778.3801627
${}^3\text{SiH}^-$	-289.4704308	${}^3\text{S}_2$	-795.1075610	${}^2\text{ZnF}$	-1877.3457934

Table 5: Unrestricted HF results obtained with the corresponding $\epsilon = 10^{-10}$ basis set.

far-field potential, whereas in the present approach only the decay of the electron density affects r_∞ , allowing accurate results to be obtained with $r_\infty = 40a_0$ instead of $r_\infty \geq 400a_0$ as in ref. 198,214, as demonstrated by figures 3 and 4.

Having shown that the proxy basis sets are capable of reproducing energies at the restricted open-shell HF limit, we have repeated the calculations at the unrestricted HF level of theory for the molecules for which non-singlet states were specified. These results are shown in table 5. The energy lowerings from the ROHF level of theory range from 0.44 mE_h for ScO to 83.0 mE_h for CoO^- .

4.2 Electric properties of BH and N_2

Next, to demonstrate the capabilities of the program, we run finite field HF calculations of the BH ($R = 2.3289a_0$) and N_2 ($R = 2.068a_0$) molecules and compare the results with literature values computed at the basis set limit from ref. 189, complemented with unpublished data from the same work [Jacek Kobus, private communication]. 5 radial elements are used with $R_\infty = 40a_0$ with $l_\sigma = 20$, $l_\pi = 15$ for both molecules; this yields the values in table 6. (For comparison, the basis for $R_\infty = 40a_0$ with an approximate $10^{-10}E_h$ accuracy is obtained with 3 radial elements and $l_\sigma = 17$, $l_\pi = 11$ for N_2 and with $l_\sigma = 15$, $l_\pi = 11$ for BH at the used geometries.)

For BH, the energies in table 6 match to nanohartree-level accuracy. The dipole and quadrupole moments only disagree in the fifth and sixth decimals, respectively, again indicating an excellent level of agreement. What makes this remarkable is that ref. 189 employed 349 points in ν and 643 points in μ with $R_\infty = 200a_0$, whereas the calculations in the present work employ but 21 degrees of freedom in ν and 70 degrees of freedom in μ with $R_\infty = 40a_0$. That is, we obtain excellent accuracy despite having used *over two orders of magnitude* fewer parameters (a factor of 150) for the wave function.

For N_2 , the energies again agree to nanohartree-level accuracy, whereas differences in the dipole and quadrupole moments are now seen already at the fourth and fifth decimals, respectively. Ref. 189 employed an even larger grid than for BH: 841 points in μ and 445 points in ν , whereas the present calculations only use 70 degrees of freedom in μ and 21 or 16 degrees of freedom in ν in the case of σ and π orbitals, respectively. Again, a reduction of over two orders of magnitude is achieved, by factors of 255 and 334, respectively, underlining the power of the present approach.

Employing the data in table 6, we obtain the polarizabilities 22.561246 and 22.560787 for BH and 14.950727 and 14.949617 for N_2 , employing the two-point

$$f'(x) \approx \frac{f(x+h) - f(x-h)}{2h} \quad (104)$$

and four-point

$$f'(x) \approx \frac{-f(x+2h) + 8f(x+h) - 8f(x-h) + f(x-2h)}{12h} \quad (105)$$

stencils, respectively. These results compare favorably with the literature values¹⁸⁹ 22.560640 for BH and 14.9512154 for N_2 : the discrepancy for the four-point value for BH is at the sixth significant number – well within the estimated numerical error bounds – whereas for N_2 the discrepancy is already seen at the fifth significant number, still yielding good agreement.

BH, $R = 2.3289a_0$						
E_z	Energy ^a	Present work		Energy ^b	Literature value	
		Dipole	Quadrupole		Dipole ^b	Quadrupole ^c
-8×10^{-4}	-25.132024018	6.669105 (-1)	-3.968475 (0)	-25.132024018	6.669096 (-1)	-3.968472 (0)
-4×10^{-4}	-25.131829783	6.759386 (-1)	-3.985054 (0)	-25.131829783	6.759377 (-1)	-3.985051 (0)
0	-25.131639159	6.849639 (-1)	-4.001849 (0)	-25.131639159	6.849630 (-1)	-4.001846 (0)
4×10^{-4}	-25.131452145	6.939876 (-1)	-4.018863 (0)	-25.131452145	6.939866 (-1)	-4.018861 (0)
8×10^{-4}	-25.131268739	7.030107 (-1)	-4.036098 (0)	-25.131268740	7.030097 (-1)	-4.036096 (0)
N ₂ , $R = 2.068a_0$						
E_z^d	Energy	Present work		Energy ^b	Literature value	
		Dipole	Quadrupole		Dipole ^b	Quadrupole ^b
-1.6×10^{-3}	-108.993844772	-2.392544 (-2)	-9.401255 (-1)	-108.993844772	-2.392249 (-2)	-9.401254 (-1)
-0.8×10^{-3}	-108.993830419	-1.196071 (-2)	-9.399594 (-1)	-108.993830419	-1.196104 (-2)	-9.399567 (-1)
0	-108.993825634	-9.782586 (-13)	-9.399016 (-1)	-108.993825635	-3.463896 (-14)	-9.399005 (-1)
0.8×10^{-3}	-108.993830419	1.196071 (-2)	-9.399594 (-1)	-108.993830419	1.196104 (-2)	-9.399567 (-1)
1.6×10^{-3}	-108.993844772	2.392544 (-2)	-9.401255 (-1)	-108.993844772	2.392249 (-2)	-9.401254 (-1)

Table 6: Electric properties of BH and N₂ in a finite field, compared to literature values. The values in the parentheses indicate magnitude, $A(n) = A \times 10^n$.

^aThe energy for HELFEM is offset to match that of ref. 189, due to a difference in the definition of the zero-point of the nuclear dipole – electric field interaction.

^bLiterature values are from ref. 189 with a truncated number of decimals.

^cThe values for the quadrupole moment of BH with respect to the center of the molecule for were obtained from Jacek Kobus via private communication.

^dNote that the values for the field reported in Table V of ref. 189 correspond in fact to the F_z values given above instead of $\pm 0.6 \times 10^{-3}$ and $\pm 1.2 \times 10^{-3}$. [Jacek Kobus, private communication]

4.3 Atomization energy of N₂

As a final demonstration, we study the convergence of the atomization energy

$$\Delta E = \sum_{\text{atoms } i} E_i^{\text{atom}} - E^{\text{molecule}} > 0 \quad (106)$$

of N₂ at the geometry used in table 6 at the HF, LDA,³⁰⁴⁻³⁰⁶ PBE,^{307,308} PBE0,^{309,310} BP86,^{311,312} BLYP,^{311,313} B3LYP,^{314,315} revTPSS,^{316,317} revTPSSh,³¹⁶⁻³¹⁸ MS2,^{316,319} and MS2h^{316,319} levels of theory. Although atomic energies can be computed most efficiently with the atomic program presented in part I,¹ the atomization energies for diatomic molecules can be extracted more accurately by running the atomic calculations in the same diatomic geometry and basis set (achieved by setting the other nuclear charge to 0) in analogy to the Boys–Bernardi counterpoise method of LCAO calculations,³²⁰ as this will result in significant error cancellation. Namely, the largest error in the total energy for both the individual atoms and the molecule arises from an incomplete description in ν of the core region, which requires many partial waves to converge fully. By computing the atomic energies in the same basis set, the errors arising from the core region cancel out almost perfectly. The results with the present method are shown in table 7, highlighting excellent, monotonic convergence for all methods. Note that unlike figures 3 and 4, table 7 does not contain values for arbitrary values of ϵ , as the error in the proxy energy may decrease by orders of magnitude per step: for example, the 10^{-3} basis is the same as the 10^{-4} basis. The atomization energy appears to be converged to 0.1 meV accuracy with all methods except MS2 and MS2h, for which convergence is slightly poorer, which can likely be attributed to the MS2 exchange functional being numerically less well conditioned than the other functionals in the present study.

For comparison, table 8 shows the corresponding calculations performed with ERKALE^{274,275} in the (aug-)pcseg- n basis set.^{192,195,321,322} A (350,974) DFT quadrature grid and the Boys–Bernardi counterpoise correction³²⁰ was employed. The largest differences between the HELFEM and ERKALE results with the best basis sets, 10^{-10} and aug-pcseg-4 in HELFEM and ERKALE, respectively, are seen for the MS2 (43.7 meV) and MS2h (40.2 meV) functionals, again likely caused by the numerical properties of the MS2 exchange functional. The revTPSS and revTPSSh values disagree by 12.6 meV and 10.6 meV, respectively. The disagreements for the other functionals are in the range of 2–6 meV. Although the number of basis functions in the Gaussian basis calculations is much smaller than in the partial wave approach, convergence with the Gaussian basis sets is not always monotonic, unlike what was observed for the partial wave method.

5 Summary and discussion

We have presented a new implementation of the partial wave approach for diatomic molecules in the HELFEM program for electronic structure calculations with Hartree–Fock (HF) or Kohn–Sham density functional theory (DFT). HELFEM is interfaced with the LIBXC library of exchange–correlation functionals, and supports calculations at the local spin density approximation (LDA), generalized gradient approximation (GGA) and meta-GGA levels of theory, as well as global hybrid functionals. HELFEM supports calculations at the fully spin-restricted, spin-restricted open-shell, and spin-unrestricted levels of theory.

We have proposed a novel way to cost-efficiently choose the basis set for calculations on diatomics by optimizing the completeness of the basis set for reproduction of the lowest eigenstates of the core Hamiltonian. By applying the procedure to calculations on 70 diatomic molecules with reference HF limit energies previously published in the literature, we showed that the approach is able to easily and controllably reproduce energies at a sub-microhartree level accuracy, requiring a significantly smaller number of parameters for the wave function than what was originally used for the literature values. Further applications of the program to the electric properties of BH and N₂ under finite field also showed excellent agreement with previously published values, despite over two orders of magnitude fewer parameters were used for the wave function in the present work. The application of the program to the atomization energy of N₂ at the local spin density (LDA), generalized gradient approximation (GGA), and meta-GGA levels of theory and comparison to Gaussian basis set calculations further underlined the robustness of the present approach.

Although many systems are already tractable with the present version of HELFEM, it is evident that as a novel program, many further optimizations are possible. This is especially clear from McCullough’s paper from over 30 years ago that reported a spin-restricted single-reference calculation on the ²Π state

basis	n_{bf}	HF	LDA	PBE	PBE0	BP86	BLYP	B3LYP	revTPSS	revTPSSh	MS2	MS2h
10^{-0}	190	9.5597	16.3779	15.0682	14.2955	15.1409	15.0568	14.6154	14.4547	14.1898	14.4645	14.2433
10^{-1}	242	5.2812	11.9074	10.8646	10.0738	10.8872	10.7276	10.2628	10.2409	9.9694	10.4266	10.1814
10^{-2}	830	5.1822	11.8001	10.7499	9.9632	10.7757	10.6138	10.1523	10.1173	9.8482	10.3602	10.1108
10^{-4}	1078	5.0307	11.6257	10.5800	9.7979	10.6053	10.4405	9.9826	9.9589	9.6903	10.1846	9.9375
10^{-7}	1326	5.0268	11.6216	10.5751	9.7932	10.6004	10.4357	9.9780	9.9533	9.6849	10.1760	9.9297
10^{-9}	1574	5.0267	11.6215	10.5751	9.7932	10.6003	10.4356	9.9779	9.9532	9.6849	10.1759	9.9297
10^{-10}	1658	5.0267	11.6215	10.5751	9.7932	10.6003	10.4356	9.9779	9.9531	9.6848	10.1752	9.9291

Table 7: Atomization energy of N_2 in eV at the HF, LDA, PBE, PBE0, BP86, BLYP, B3LYP, revTPSS, revTPSSh, MS2, and MS2h levels of theory, employing the partial wave expansion with the adaptive grid method.

basis	n_{bf}	HF	LDA	PBE	PBE0	BP86	BLYP	B3LYP	revTPSS	revTPSSh	MS2	MS2h
pcseg-0	18	2.4926	9.9488	8.9278	7.8865	8.9383	8.8661	8.1961	8.1253	7.7757	8.2910	7.9759
pcseg-1	28	4.7316	11.2740	10.2694	9.4830	10.2788	10.0954	9.6412	9.6875	9.4147	9.8871	9.6381
pcseg-2	60	4.9930	11.5768	10.5323	9.7514	10.5618	10.3910	9.9342	9.9190	9.6509	10.1092	9.8655
pcseg-3	120	5.0343	11.6096	10.5572	9.7828	10.5876	10.4181	9.9670	9.9400	9.6744	10.1243	9.8831
pcseg-4	202	5.0303	11.6179	10.5673	9.7887	10.5944	10.4289	9.9743	9.9387	9.6727	10.1303	9.8878
aug-pcseg-0	26	2.3501	9.6348	8.5963	7.6248	8.6306	8.5292	7.9169	7.8346	7.5088	8.0288	7.7309
aug-pcseg-1	46	4.7695	11.3205	10.2978	9.5209	10.3128	10.1309	9.6840	9.7068	9.4388	9.9076	9.6624
aug-pcseg-2	92	5.0070	11.5865	10.5408	9.7616	10.5688	10.3990	9.9437	9.9264	9.6592	10.1171	9.8742
aug-pcseg-3	170	5.0364	11.6177	10.5681	9.7898	10.5949	10.4290	9.9745	9.9475	9.6809	10.1316	9.8895
aug-pcseg-4	274	5.0306	11.6194	10.5690	9.7897	10.5959	10.4308	9.9754	9.9405	9.6742	10.1315	9.8889

Table 8: Atomization energy of N_2 in eV at the HF, LDA, PBE, PBE0, BP86, BLYP, B3LYP, revTPSS, revTPSSh, MS2, and MS2h levels of theory, employing (aug-)pcseg- n basis sets.

of KO at 4.40 bohr bond length with $l_{\max} = 29$, with the converged final energy $-674.014150 E_h$.¹¹⁹ (We have repeated the calculation with the adaptive basis at an estimated 10^{-10} accuracy, yielding $l_\sigma = 37$ and $l_\pi = 27$ with seven 15-node LIP elements, yielding the final energy $-674.014903429 E_h$.) Because such large calculations were possible so long ago, it is likely that the feasible system size limit with present-day computers and algorithms should be much larger. The venerable x2dhf program might also yield insights into possible further optimizations.

At present, alike the atomic program presented in part I of the series,¹ all matrices in the diatomic program are stored naïvely as dense matrices with the rank $N_{\text{ang}} \times N_{\text{rad}}$, where N_{ang} and N_{rad} are the number of angular and radial basis functions, as this is easier to implement and develop upon. However, as was stated by equation (2), the orbitals block by the m quantum number, and so the orbital gradient is also diagonal in m . This means that the self-consistent field problem could in principle be solved using *e.g.* DIIS by only building the (m, m) blocks of the (Kohn–Sham–)Fock matrix, which would mean a savings of a factor of roughly $2m_{\max} + 1$ in the size of the matrix.

However, evaluations of the total energy require also the off-diagonal (m, m') blocks. As the DIIS method only works when the orbitals are sufficiently close to convergence, more robust methods are required for the initial steps of the self-consistent field procedure, before switching over to the DIIS algorithm. But, as more robust algorithms such as the presently used ADIIS²⁷³ algorithm are typically based on evaluations of the total energy, the computational savings would be small: the bulk of SCF iterations are typically spent on getting the orbitals close to convergence, after which DIIS converges within a few iterations.

Thus, employing the blocking of the orbitals over m at the cost of a significantly more complicated program would then imply savings only in the memory requirements, ranging from a factor of 1 (*i.e.* no savings) for systems comprising only σ orbitals, to a factor of 7 for systems including φ orbitals *i.e.* f electrons, underlying the small return of such an adaptation.

Acknowledgments

I thank Barry Schneider for invaluable help with Legendre functions, and Dage Sundholm and Jacek Kobus for discussions. I also thank Dage Sundholm, Barry Schneider, Jacek Kobus, and Pekka Pyykkö for comments on the manuscript, as well as Frank Jensen and Jacek Kobus for help in reproducing literature results. This work has been supported by the Academy of Finland through project number 311149. Computational resources provided by CSC – It Center for Science Ltd (Espoo, Finland) and the Finnish Grid and Cloud Infrastructure (persistent identifier urn:nbn:fi:research-infras-2016072533) are gratefully acknowledged.

Appendix A: diatomic orbitals

To ensure general readability of the manuscript, we remind here that diatomic orbitals with $m = 0$, $m = \pm 1$, $m = \pm 2$, and $m = \pm 3$ are known as σ , π , δ , and φ orbitals, respectively. Orbitals beyond φ are not necessary for SCF calculations in the known periodic table, although they may be necessary for post-HF approaches. A fully filled σ orbital can fit two electrons, whereas fully filled π , δ and φ orbitals can fit four electrons by filling both $m = |m|$ and $m = -|m|$ subshells.

It is also worthwhile to point out here that a diatomic σ orbital includes the $m = 0$ components from all atomic orbitals – in addition to the ns orbitals, contributions may also arise from atomic np_z , nd_{z^2} , nf_{z^3} , *etc.* orbitals which describe polarization effects in LCAO calculations; similar remarks can be also made about the π , δ , and φ orbitals. The other way around, an atomic ns orbital yields a σ orbital, whereas an atomic np orbital yields one σ and two π orbitals, corresponding to the $m = 0$ and $m = \pm 1$ components of the function. Similarly, atomic nd orbitals yield one σ , two π , and two δ functions, whereas atomic nf orbitals yield one σ , two π , two δ , and two φ orbitals.

References

- [1] S. Lehtola, arXiv (2018), 1810.11651, URL <http://arxiv.org/abs/1810.11651>.

- [2] A. M. Simas, A. J. Thakkar, and V. H. Smith, *Int. J. Quantum Chem.* **21**, 419 (1982), ISSN 0020-7608, URL <http://doi.wiley.com/10.1002/qua.560210207>.
- [3] A. M. Simas, A. J. Thakkar, and V. H. Smith, *Int. J. Quantum Chem.* **24**, 527 (1983), ISSN 0020-7608, URL <http://doi.wiley.com/10.1002/qua.560240603>.
- [4] J. Lehtola, P. Manninen, M. Hakala, and K. Hämäläinen, *J. Chem. Phys.* **137**, 104105 (2012), ISSN 1089-7690, URL <http://www.ncbi.nlm.nih.gov/pubmed/22979848>.
- [5] S. Lehtola, P. Manninen, M. Hakala, and K. Hämäläinen, *J. Chem. Phys.* **138**, 044109 (2013), ISSN 1089-7690, URL <http://www.ncbi.nlm.nih.gov/pubmed/23387570>.
- [6] S. R. Jensen, T. Flå, D. Jonsson, R. S. Monstad, K. Ruud, and L. Frediani, *Phys. Chem. Chem. Phys.* **18**, 21145 (2016), ISSN 1463-9076, URL <http://pubs.rsc.org/en/Content/ArticleLanding/2016/CP/C6CP01294A%5Cnhttp://xlink.rsc.org/?DOI=C6CP>
- [7] M. Melicherčík, M. Pitoňák, V. Kellö, P. Hobza, and P. Neogrády, *J. Chem. Theory Comput.* **9**, 5296 (2013), ISSN 1549-9618, URL <http://pubs.acs.org/doi/10.1021/ct400692b>.
- [8] M. Melicherčík, D. Suchá, P. Neogrády, and M. Pitoňák, *Int. J. Quantum Chem.* p. e25580 (2018), ISSN 00207608, URL <http://doi.wiley.com/10.1002/qua.25580>.
- [9] T. Beck, *Rev. Mod. Phys.* **72**, 1041 (2000), ISSN 0034-6861, URL <http://link.aps.org/doi/10.1103/RevModPhys.72.1041>.
- [10] T. Torsti, T. Eirola, J. Enkovaara, T. Hakala, P. Havu, V. Havu, T. Höynälänmaa, J. Ignatius, M. Lyly, I. Makkonen, et al., *Phys. status solidi* **243**, 1016 (2006), ISSN 0370-1972, 0601201, URL <http://doi.wiley.com/10.1002/pssb.200541348>.
- [11] Y. Saad, J. R. Chelikowsky, and S. M. Shontz, *SIAM Rev.* **52**, 3 (2010), ISSN 0036-1445, URL <http://epubs.siam.org/doi/10.1137/060651653>.
- [12] L. Frediani and D. Sundholm, *Phys. Chem. Chem. Phys.* **17**, 31357 (2015), ISSN 1463-9076, URL <http://pubs.rsc.org/en/Content/ArticleHTML/2015/CP/C5CP90198Ghttp://xlink.rsc.org/?DOI=C5CP90198G>.
- [13] A. D. Becke and R. M. Dickson, *J. Chem. Phys.* **92**, 3610 (1990), ISSN 0021-9606, URL <http://aip.scitation.org/doi/10.1063/1.457869>.
- [14] S. Yamakawa and S.-a. Hyodo, *Phys. Rev. B* **71**, 035113 (2005), ISSN 1098-0121, URL <https://link.aps.org/doi/10.1103/PhysRevB.71.035113>.
- [15] T. N. Rescigno, D. A. Horner, F. L. Yip, and C. W. McCurdy, *Phys. Rev. A* **72**, 052709 (2005), ISSN 1050-2947, URL <https://link.aps.org/doi/10.1103/PhysRevA.72.052709>.
- [16] F. L. Yip, C. W. McCurdy, and T. N. Rescigno, *Phys. Rev. A* **78**, 023405 (2008), ISSN 1050-2947, URL <https://link.aps.org/doi/10.1103/PhysRevA.78.023405>.
- [17] S. A. Losilla and D. Sundholm, *J. Chem. Phys.* **136**, 214104 (2012), ISSN 00219606, URL <http://scitation.aip.org/content/aip/journal/jcp/136/21/10.1063/1.4721386>.
- [18] F. L. Yip, C. W. McCurdy, and T. N. Rescigno, *Phys. Rev. A* **90**, 063421 (2014), ISSN 1050-2947, URL <https://link.aps.org/doi/10.1103/PhysRevA.90.063421>.
- [19] E. Solala, S. A. Losilla, D. Sundholm, W. Xu, and P. Parkkinen, *J. Chem. Phys.* **146**, 084102 (2017), ISSN 0021-9606, URL <http://aip.scitation.org/doi/10.1063/1.4976557>.
- [20] P. Parkkinen, S. A. Losilla, E. Solala, E. A. Toivanen, W.-H. Xu, and D. Sundholm, *J. Chem. Theory Comput.* **13**, 654 (2017), ISSN 1549-9618, URL <http://pubs.acs.org/doi/abs/10.1021/acs.jctc.6b01207>.

- [21] P. Parkkinen, W.-H. Xu, E. Solala, and D. Sundholm, *J. Chem. Theory Comput.* **14**, 4237 (2018), ISSN 1549-9618, URL <http://pubs.acs.org/doi/10.1021/acs.jctc.8b00456>.
- [22] B. Kanungo and V. Gavini, *Phys. Rev. B* **95**, 035112 (2017), ISSN 2469-9950, 1610.02121, URL <https://link.aps.org/doi/10.1103/PhysRevB.95.035112>.
- [23] C. Marante, M. Klinker, I. Corral, J. González-Vázquez, L. Argenti, and F. Martín, *J. Chem. Theory Comput.* **13**, 499 (2017), ISSN 1549-9618, URL <http://pubs.acs.org/doi/10.1021/acs.jctc.6b00907>.
- [24] E. Solala, P. Parkkinen, and D. Sundholm, *Comput. Phys. Commun.* **232**, 98 (2018), ISSN 00104655, URL <https://doi.org/10.1016/j.cpc.2018.05.016><https://linkinghub.elsevier.com/retrieve/pii/S00104655>
- [25] M. Braun and K. O. Obodo, *Comput. Math. with Appl.* **74**, 35 (2017), ISSN 08981221, URL <http://linkinghub.elsevier.com/retrieve/pii/S0898122116306745><https://linkinghub.elsevier.com/retrieve/pii/S0898122116306745>
- [26] A. Gulans, A. Kozhevnikov, and C. Draxl, *Phys. Rev. B* **97**, 161105 (2018), ISSN 2469-9950, URL <https://link.aps.org/doi/10.1103/PhysRevB.97.161105>.
- [27] M. Braun, *J. Comput. Appl. Math.* **236**, 4840 (2012), ISSN 03770427, URL <http://dx.doi.org/10.1016/j.cam.2012.02.005><http://linkinghub.elsevier.com/retrieve/pii/S0377042712>
- [28] F. A. Bischoff, *J. Chem. Phys.* **141**, 184105 (2014), ISSN 0021-9606, URL <http://scitation.aip.org/content/aip/journal/jcp/141/18/10.1063/1.4901021>.
- [29] F. A. Bischoff, *J. Chem. Phys.* **141**, 184106 (2014), ISSN 0021-9606, URL <http://scitation.aip.org/content/aip/journal/jcp/141/18/10.1063/1.4901022>.
- [30] S. R. White, J. W. Wilkins, and M. P. Teter, *Phys. Rev. B* **39**, 5819 (1989), ISSN 0163-1829, URL <https://link.aps.org/doi/10.1103/PhysRevB.39.5819>.
- [31] J. E. Pask, B. M. Klein, C. Y. Fong, and P. A. Sterne, *Phys. Rev. B* **59**, 12352 (1999), ISSN 0163-1829, URL <https://link.aps.org/doi/10.1103/PhysRevB.59.12352>.
- [32] J. Pask, B. Klein, P. Sterne, and C. Fong, *Comput. Phys. Commun.* **135**, 1 (2001), ISSN 00104655, URL <http://linkinghub.elsevier.com/retrieve/pii/S0010465500002125>.
- [33] J. E. Pask and P. A. Sterne, *Model. Simul. Mater. Sci. Eng.* **13**, R71 (2005), ISSN 0965-0393, URL <http://stacks.iop.org/0965-0393/13/i=3/a=R01?key=crossref.fd888dfaf8db7901a4ea72e79c414dad>.
- [34] E. Tsuchida and M. Tsukada, *Phys. Rev. B* **52**, 5573 (1995), ISSN 0163-1829, URL <https://link.aps.org/doi/10.1103/PhysRevB.52.5573>.
- [35] E. Tsuchida and M. Tsukada, *Solid State Commun.* **94**, 5 (1995), ISSN 00381098, 9412003, URL [http://dx.doi.org/10.1016/0038-1098\(95\)00006-2](http://dx.doi.org/10.1016/0038-1098(95)00006-2)<http://linkinghub.elsevier.com/retrieve/pii/00381098>
- [36] E. Tsuchida and M. Tsukada, *Phys. Rev. B* **54**, 7602 (1996), ISSN 0163-1829, URL <https://link.aps.org/doi/10.1103/PhysRevB.54.7602>.
- [37] E. Tsuchida and M. Tsukada, *J. Phys. Soc. Japan* **67**, 3844 (1998), ISSN 0031-9015, URL <http://journals.jps.jp/doi/10.1143/JPSJ.67.3844>.
- [38] E. J. Bylaska, M. Holst, and J. H. Weare, *J. Chem. Theory Comput.* **5**, 937 (2009), ISSN 1549-9618, URL <http://pubs.acs.org/doi/abs/10.1021/ct800350j>.
- [39] L. Lehtovaara, V. Havu, and M. Puska, *J. Chem. Phys.* **131**, 054103 (2009), ISSN 00219606, URL <http://scitation.aip.org/content/aip/journal/jcp/131/5/10.1063/1.3176508>.
- [40] R. Alizadegan, K. J. Hsia, and T. J. Martinez, *J. Chem. Phys.* **132**, 034101 (2010), ISSN 0021-9606, URL <http://aip.scitation.org/doi/10.1063/1.3290949>.

- [41] P. Suryanarayana, V. Gavini, T. Blesgen, K. Bhattacharya, and M. Ortiz, *J. Mech. Phys. Solids* **58**, 256 (2010), ISSN 00225096, URL <http://linkinghub.elsevier.com/retrieve/pii/S0022509609001409>.
- [42] L. Lehtovaara, V. Havu, and M. Puska, *J. Chem. Phys.* **135**, 154104 (2011), ISSN 00219606, URL <http://scitation.aip.org/content/aip/journal/jcp/135/15/10.1063/1.3651239>.
- [43] P. Motamarri, M. Nowak, K. Leiter, J. Knap, and V. Gavini, *J. Comput. Phys.* **253**, 308 (2013), ISSN 00219991, 1207.0167, URL <http://dx.doi.org/10.1016/j.jcp.2013.06.042><http://linkinghub.elsevier.com/retrieve/pii/S0021999113000000>
- [44] V. Schauer and C. Linder, *J. Comput. Phys.* **250**, 644 (2013), ISSN 00219991, URL <http://dx.doi.org/10.1016/j.jcp.2013.04.020><http://linkinghub.elsevier.com/retrieve/pii/S0021999113000000>
- [45] Y. Maday, in *Partial Differ. Equations Theory, Control Approx.* (Springer Berlin Heidelberg, Berlin, Heidelberg, 2014), pp. 349–377, URL http://link.springer.com/10.1007/978-3-642-41401-5_14.
- [46] E. Tsuchida, Y.-K. Choe, and T. Ohkubo, *Phys. Chem. Chem. Phys.* **17**, 31444 (2015), ISSN 1463-9076, URL <http://pubs.rsc.org/en/content/articlehtml/2015/cp/c5cp00320b><http://xlink.rsc.org/?DOI=C5CP00320B>
- [47] V. Schauer and C. Linder, *Adv. Comput. Math.* **41**, 1035 (2015), ISSN 1019-7168, URL <http://link.springer.com/10.1007/s10444-014-9374-z>.
- [48] D. Davydov, T. D. Young, and P. Steinmann, *Int. J. Numer. Methods Eng.* **106**, 863 (2016), ISSN 00295981, URL <http://doi.wiley.com/10.1002/nme.5140>.
- [49] J. Wang and T. L. Beck, *J. Chem. Phys.* **112**, 9223 (2000), ISSN 0021-9606, 9905422, URL <http://aip.scitation.org/doi/10.1063/1.481543>.
- [50] O. Cohen, L. Kronik, and A. Brandt, *J. Chem. Theory Comput.* **9**, 4744 (2013), ISSN 1549-9618, URL <http://pubs.acs.org/doi/abs/10.1021/ct400479u>.
- [51] T. Yanai, G. I. Fann, Z. Gan, R. J. Harrison, and G. Beylkin, *J. Chem. Phys.* **121**, 6680 (2004), ISSN 0021-9606, URL <http://www.ncbi.nlm.nih.gov/pubmed/15473723><http://aip.scitation.org/doi/10.1063/1.1790000>
- [52] T. Yanai, G. I. Fann, Z. Gan, R. J. Harrison, and G. Beylkin, *J. Chem. Phys.* **121**, 2866 (2004), ISSN 0021-9606, URL <http://www.ncbi.nlm.nih.gov/pubmed/15291596><http://aip.scitation.org/doi/10.1063/1.1790000>
- [53] T. Yanai, R. J. Harrison, and N. C. Handy, *Mol. Phys.* **103**, 413 (2005), ISSN 0026-8976, URL <http://www.tandfonline.com/doi/abs/10.1080/00268970412331319236>.
- [54] H. Sekino, Y. Maeda, T. Yanai, and R. J. Harrison, *J. Chem. Phys.* **129**, 034111 (2008), ISSN 0021-9606, URL <http://aip.scitation.org/doi/10.1063/1.2955730>.
- [55] H. Sekino, Y. Yokoi, and R. J. Harrison, *J. Phys. Conf. Ser.* **352**, 012014 (2012), ISSN 1742-6596, URL <http://stacks.iop.org/1742-6596/352/i=1/a=012014?key=crossref.2c930e5d52c303caafa925cbdfb6350e>.
- [56] S. R. Jensen, S. Saha, J. A. Flores-Livas, W. Huhn, V. Blum, S. Goedecker, and L. Frediani, *J. Phys. Chem. Lett.* **8**, 1449 (2017), ISSN 1948-7185, 1702.00957, URL <http://arxiv.org/abs/1702.00957><http://pubs.acs.org/doi/abs/10.1021/acs.jpcllett.7b00255>.
- [57] F. A. Bischoff, R. J. Harrison, and E. F. Valeev, *J. Chem. Phys.* **137**, 104103 (2012), ISSN 1089-7690, URL <http://www.ncbi.nlm.nih.gov/pubmed/22979846>.
- [58] F. A. Bischoff and E. F. Valeev, *J. Chem. Phys.* **139**, 114106 (2013), ISSN 00219606, URL <http://scitation.aip.org/content/aip/journal/jcp/139/11/10.1063/1.4820404>.
- [59] J. S. Kottmann, S. Höfener, and F. A. Bischoff, *Phys. Chem. Chem. Phys.* **17**, 31453 (2015), ISSN 1463-9076, URL <http://pubs.rsc.org/en/content/articlehtml/2015/cp/c5cp00345h><http://xlink.rsc.org/?DOI=C5CP00345H>

- [60] T. Yanai, G. I. Fann, G. Beylkin, and R. J. Harrison, *Phys. Chem. Chem. Phys.* **17**, 31405 (2015), ISSN 1463-9076, URL <http://dx.doi.org/10.1039/C4CP05821F><http://xlink.rsc.org/?DOI=C4CP05821F>.
- [61] N. A. Modine, G. Zumbach, and E. Kaxiras, *Phys. Rev. B* **55**, 10289 (1997), ISSN 0163-1829, URL <http://link.aps.org/doi/10.1103/PhysRevB.55.10289>.
- [62] B. O. Roos, A. C. Borin, and L. Gagliardi, *Angew. Chemie Int. Ed.* **46**, 1469 (2007), ISSN 14337851, URL <http://doi.wiley.com/10.1002/anie.200603600>.
- [63] A. Karton and L. K. McKemmish, *Aust. J. Chem.* (2018), ISSN 0004-9425, URL <http://www.publish.csiro.au/?paper=CH18269>.
- [64] L. A. Terrabuio, T. Q. Teodoro, M. G. Rachid, and R. L. A. Haiduke, *J. Phys. Chem. A* **117**, 10489 (2013), ISSN 1089-5639, URL <http://pubs.acs.org/doi/10.1021/jp406992q>.
- [65] J. P. Desclaux and P. Pyykkö, *Chem. Phys. Lett.* **39**, 300 (1976), ISSN 00092614, URL <http://linkinghub.elsevier.com/retrieve/pii/0009261476800802>.
- [66] P. Pyykkö and J. Desclaux, *Chem. Phys. Lett.* **42**, 545 (1976), ISSN 00092614, URL <http://linkinghub.elsevier.com/retrieve/pii/0009261476806720>.
- [67] P. Pyykkö, *J. Chem. Soc., Faraday Trans. 2* **75**, 1256 (1979), ISSN 0300-9238, URL <http://xlink.rsc.org/?DOI=F29797501256>.
- [68] W. D. Sepp, D. Kolb, W. Sengler, H. Hartung, and B. Fricke, *Phys. Rev. A* **33**, 3679 (1986), ISSN 0556-2791, URL <https://link.aps.org/doi/10.1103/PhysRevA.33.3679>.
- [69] T. Baştuğ, D. Heinemann, W.-D. Sepp, D. Kolb, and B. Fricke, *Chem. Phys. Lett.* **211**, 119 (1993), ISSN 00092614, URL <http://linkinghub.elsevier.com/retrieve/pii/0009261493800603>.
- [70] P. Pyykkö, *Phys. Scr.* **20**, 647 (1979), ISSN 0031-8949, URL <http://stacks.iop.org/1402-4896/20/i=5-6/a=016?key=crossref.a0bd9413a0bfa6ae76d80bcef48e72a6>.
- [71] J. G. Snijders and P. Pyykkö, *Chem. Phys. Lett.* **75**, 5 (1980), ISSN 00092614, URL <http://linkinghub.elsevier.com/retrieve/pii/0009261480804520>.
- [72] C. Park and J. E. Almlöf, *Chem. Phys. Lett.* **231**, 269 (1994), ISSN 00092614, URL <http://linkinghub.elsevier.com/retrieve/pii/0009261494012555>.
- [73] E. van Lenthe, E. J. Baerends, and J. G. Snijders, *J. Chem. Phys.* **101**, 9783 (1994), ISSN 0021-9606, URL <http://aip.scitation.org/doi/10.1063/1.467943>.
- [74] L. Visscher, J. Styszyński, and W. C. Nieuwpoort, *J. Chem. Phys.* **105**, 1987 (1996), ISSN 0021-9606, URL <http://aip.scitation.org/doi/10.1063/1.472066>.
- [75] T. Baştuğ, K. Rashid, W.-D. Sepp, D. Kolb, and B. Fricke, *Phys. Rev. A* **55**, 1760 (1997), ISSN 1050-2947, URL <https://link.aps.org/doi/10.1103/PhysRevA.55.1760>.
- [76] W. Liu, G. Hong, D. Dai, L. Li, and M. Dolg, *Theor. Chem. Accounts Theory, Comput. Model. (Theoretica Chim. Acta)* **96**, 75 (1997), ISSN 1432-881X, URL <http://link.springer.com/10.1007/s002140050207>.
- [77] W. A. de Jong, J. Styszynski, L. Visscher, and W. C. Nieuwpoort, *J. Chem. Phys.* **108**, 5177 (1998), ISSN 0021-9606, URL <http://aip.scitation.org/doi/10.1063/1.476314>.
- [78] T. Nakajima and K. Hirao, *Chem. Phys. Lett.* **302**, 383 (1999), ISSN 00092614, URL <http://linkinghub.elsevier.com/retrieve/pii/S0009261499001505>.
- [79] T. Nakajima, T. Suzumura, and K. Hirao, *Chem. Phys. Lett.* **304**, 271 (1999), ISSN 00092614, URL <http://linkinghub.elsevier.com/retrieve/pii/S0009261499003048>.

- [80] K. Fægri and T. Saue, *J. Chem. Phys.* **115**, 2456 (2001), ISSN 0021-9606, URL <http://aip.scitation.org/doi/10.1063/1.1385366>.
- [81] J. Anton, T. Jacob, B. Fricke, and E. Engel, *Phys. Rev. Lett.* **89**, 213001 (2002), ISSN 0031-9007, URL <https://link.aps.org/doi/10.1103/PhysRevLett.89.213001>.
- [82] H. Zhang, O. Kullie, and D. Kolb, *J. Phys. B At. Mol. Opt. Phys.* **37**, 905 (2004), ISSN 0953-4075, URL <http://stacks.iop.org/0953-4075/37/i=4/a=016?key=crossref.a22ec77b78465d284afb8b9f702e72e3>.
- [83] S. Höfener, R. Ahlrichs, S. Knecht, and L. Visscher, *ChemPhysChem* **13**, 3952 (2012), ISSN 14394235, URL <http://www.ncbi.nlm.nih.gov/pubmed/23011906><http://doi.wiley.com/10.1002/cphc.201200552>.
- [84] Y.-L. Wang, H.-S. Hu, W.-L. Li, F. Wei, and J. Li, *J. Am. Chem. Soc.* **138**, 1126 (2016), ISSN 0002-7863, URL <http://pubs.acs.org/doi/10.1021/jacs.5b11793>.
- [85] P. Hohenberg and W. Kohn, *Phys. Rev.* **136**, B864 (1964), ISSN 0031-899X, URL <http://link.aps.org/doi/10.1103/PhysRev.136.B864>.
- [86] W. Kohn and L. J. Sham, *Phys. Rev.* **140**, A1133 (1965), ISSN 0031-899X, URL <http://link.aps.org/doi/10.1103/PhysRev.140.A1133>.
- [87] A. D. Becke, *J. Chem. Phys.* **140**, 18A301 (2014), ISSN 1089-7690, URL <http://www.ncbi.nlm.nih.gov/pubmed/24832308>.
- [88] R. O. Jones, *Rev. Mod. Phys.* **87**, 897 (2015), ISSN 0034-6861, URL <http://link.aps.org/doi/10.1103/RevModPhys.87.897>.
- [89] N. Mardirossian and M. Head-Gordon, *Mol. Phys.* **115**, 2315 (2017), ISSN 0026-8976, URL <http://dx.doi.org/10.1080/00268976.2017.1333644><https://www.tandfonline.com/doi/full/10.1080/00268976.2017.1333644>
- [90] R. H. Hertwig and W. Koch, *J. Comput. Chem.* **16**, 576 (1995), ISSN 0192-8651, URL <http://doi.wiley.com/10.1002/jcc.540160506>.
- [91] M. C. Gutzwiller, *Phys. Rev.* **134**, A923 (1964), ISSN 0031-899X, URL <http://link.aps.org/doi/10.1103/PhysRev.134.A923>.
- [92] J. N. Harvey, *Annu. Reports Sect. "C" (Physical Chem.)* **102**, 203 (2006), ISSN 0260-1826, URL <http://xlink.rsc.org/?DOI=b419105f>.
- [93] C. J. Cramer and D. G. Truhlar, *Phys. Chem. Chem. Phys.* **11**, 10757 (2009), ISSN 1463-9076, URL <http://www.ncbi.nlm.nih.gov/pubmed/19924312><http://xlink.rsc.org/?DOI=b907148b>.
- [94] S. Lutfalla, V. Shapovalov, and A. T. Bell, *J. Chem. Theory Comput.* **7**, 2218 (2011), ISSN 1549-9618, URL <http://pubs.acs.org/doi/abs/10.1021/ct200202g>.
- [95] K. P. Jensen and U. Ryde, *J. Biol. Chem.* **279**, 14561 (2004), ISSN 0021-9258, URL <http://www.jbc.org/cgi/doi/10.1074/jbc.M314007200>.
- [96] J. F. Harrison, *Chem. Rev.* **100**, 679 (2000), ISSN 0009-2665, URL <http://pubs.acs.org/doi/abs/10.1021/cr980411m>.
- [97] C. J. Barden, J. C. Rienstra-Kiracofe, and H. F. Schaefer, *J. Chem. Phys.* **113**, 690 (2000), ISSN 0021-9606, URL <http://aip.scitation.org/doi/10.1063/1.481916>.
- [98] S. Yanagisawa, T. Tsuneda, and K. Hirao, *J. Chem. Phys.* **112**, 545 (2000), ISSN 0021-9606, URL <http://aip.scitation.org/doi/10.1063/1.480546>.
- [99] G. L. Gutsev and C. W. Bauschlicher, *J. Phys. Chem. A* **107**, 4755 (2003), ISSN 1089-5639, URL <http://pubs.acs.org/doi/abs/10.1021/jp030146v>.
- [100] G. L. Gutsev, P. Jena, B. K. Rao, and S. N. Khanna, *J. Chem. Phys.* **114**, 10738 (2001), ISSN 0021-9606, URL <http://aip.scitation.org/doi/10.1063/1.1373693>.

- [101] G. L. Gutsev, M. D. Mochena, P. Jena, C. W. Bauschlicher, and H. Partridge, *J. Chem. Phys.* **121**, 6785 (2004), ISSN 0021-9606, URL <http://aip.scitation.org/doi/10.1063/1.1788656>.
- [102] J. L. Bao, X. Zhang, X. Xu, and D. G. Truhlar, *Phys. Chem. Chem. Phys.* **19**, 5839 (2017), ISSN 1463-9076, URL <http://xlink.rsc.org/?DOI=C6CP08896A>.
- [103] G. L. Gutsev, B. K. Rao, and P. Jena, *J. Phys. Chem. A* **104**, 5374 (2000), ISSN 1089-5639, URL <http://pubs.acs.org/doi/abs/10.1021/jp000384f>.
- [104] K. P. Jensen, B. O. Roos, and U. Ryde, *J. Chem. Phys.* **126**, 014103 (2007), ISSN 0021-9606, URL <http://aip.scitation.org/doi/10.1063/1.2406071>.
- [105] K. P. Jensen, *Inorg. Chem.* **47**, 10357 (2008), ISSN 0020-1669, URL <http://pubs.acs.org/doi/abs/10.1021/ic800841t>.
- [106] K. P. Jensen, *J. Phys. Chem. A* **113**, 10133 (2009), ISSN 1089-5639, URL <http://pubs.acs.org/doi/abs/10.1021/jp9061225>.
- [107] K. A. Moltved and K. P. Kepp, *J. Chem. Theory Comput.* **14**, 3479 (2018), ISSN 1549-9618, URL <https://doi.org/10.1021/acs.jctc.8b00143><http://pubs.acs.org/doi/10.1021/acs.jctc.8b00143>.
- [108] H. J. Kulik and N. Marzari, *J. Chem. Phys.* **133**, 114103 (2010), ISSN 0021-9606, URL <http://aip.scitation.org/doi/10.1063/1.3489110>.
- [109] W. Jiang, N. J. DeYonker, and A. K. Wilson, *J. Chem. Theory Comput.* **8**, 460 (2012), ISSN 1549-9618, URL <http://pubs.acs.org/doi/abs/10.1021/ct2006852>.
- [110] X. Xu, W. Zhang, M. Tang, and D. G. Truhlar, *J. Chem. Theory Comput.* **11**, 2036 (2015), ISSN 1549-9618, URL <http://pubs.acs.org/doi/abs/10.1021/acs.jctc.5b00081>.
- [111] K. Doblhoff-Dier, J. Meyer, P. E. Hoggan, G.-J. Kroes, and L. K. Wagner, *J. Chem. Theory Comput.* **12**, 2583 (2016), ISSN 1549-9618, URL <http://pubs.acs.org/doi/10.1021/acs.jctc.6b00160>.
- [112] L. Cheng, J. Gauss, B. Ruscic, P. B. Armentrout, and J. F. Stanton, *J. Chem. Theory Comput.* **13**, 1044 (2017), ISSN 1549-9618, URL <http://pubs.acs.org/doi/abs/10.1021/acs.jctc.6b00970>.
- [113] Y. A. Aoto, A. P. de Lima Batista, A. Köhn, and A. G. S. de Oliveira-Filho, *J. Chem. Theory Comput.* **13**, 5291 (2017), ISSN 1549-9618, URL <http://pubs.acs.org/doi/abs/10.1021/acs.jctc.7b00688><http://pubs.acs.org/doi/10.1021/acs.jctc.7b00688>.
- [114] Z. Fang, M. Vasiliu, K. A. Peterson, and D. A. Dixon, *J. Chem. Theory Comput.* **13**, 1057 (2017), ISSN 1549-9618, URL <http://pubs.acs.org/doi/abs/10.1021/acs.jctc.6b00971>.
- [115] E. R. Johnson and A. D. Becke, *J. Chem. Phys.* **146**, 211105 (2017), ISSN 0021-9606, URL <http://aip.scitation.org/doi/10.1063/1.4985084>.
- [116] L. N. Tran, S. Iskakov, and D. Zgid, *J. Phys. Chem. Lett.* **9**, 4444 (2018), ISSN 1948-7185, 1806.01950, URL <http://pubs.acs.org/doi/10.1021/acs.jpcllett.8b01754>.
- [117] E. McCullough, *Chem. Phys. Lett.* **24**, 55 (1974), ISSN 00092614, URL <http://linkinghub.elsevier.com/retrieve/pii/0009261474802125>.
- [118] E. A. McCullough, *J. Chem. Phys.* **62**, 3991 (1975), ISSN 0021-9606, URL <http://aip.scitation.org/doi/10.1063/1.430322>.
- [119] E. A. McCullough, *Comput. Phys. Reports* **4**, 265 (1986), ISSN 01677977, URL <http://linkinghub.elsevier.com/retrieve/pii/0167797786900201>.
- [120] E. A. McCullough, *J. Chem. Phys.* **63**, 5050 (1975), ISSN 0021-9606, URL <http://aip.scitation.org/doi/10.1063/1.431209>.

- [121] P. A. Christiansen and E. McCullough, *Chem. Phys. Lett.* **51**, 468 (1977), ISSN 00092614, URL <http://linkinghub.elsevier.com/retrieve/pii/000926147785402X>.
- [122] P. A. Christiansen and E. A. McCullough, *Chem. Phys. Lett.* **63**, 570 (1979), ISSN 00092614, URL <http://linkinghub.elsevier.com/retrieve/pii/0009261479807162>.
- [123] P. A. Christiansen and E. A. McCullough, *J. Chem. Phys.* **67**, 1877 (1977), ISSN 00219606, URL <http://scitation.aip.org/content/aip/journal/jcp/67/5/10.1063/1.435144>.
- [124] L. Adamowicz and E. A. McCullough, *J. Chem. Phys.* **75**, 2475 (1981), ISSN 0021-9606, URL <http://aip.scitation.org/doi/10.1063/1.442277>.
- [125] E. A. McCullough, *J. Phys. Chem.* **86**, 2178 (1982), ISSN 0022-3654, URL <http://pubs.acs.org/doi/abs/10.1021/j100209a010>.
- [126] E. A. McCullough, *J. Chem. Phys.* **75**, 1579 (1981), ISSN 0021-9606, URL <http://aip.scitation.org/doi/10.1063/1.442198>.
- [127] L. Adamowicz and E. A. McCullough, *J. Phys. Chem.* **88**, 2045 (1984), ISSN 0022-3654, URL <http://pubs.acs.org/doi/abs/10.1021/j150654a022>.
- [128] E. McCullough, *Mol. Phys.* **42**, 943 (1981), ISSN 0026-8976, URL <http://www.tandfonline.com/doi/abs/10.1080/00268978100100731>.
- [129] E. A. McCullough, J. Morrison, and K. W. Richman, *Faraday Symp. Chem. Soc.* **19**, 165 (1984), ISSN 0301-5696, URL <http://xlink.rsc.org/?DOI=fs9841900165>.
- [130] L. Adamowicz, R. J. Bartlett, and E. A. McCullough, *Phys. Rev. Lett.* **54**, 426 (1985), ISSN 0031-9007, URL <https://link.aps.org/doi/10.1103/PhysRevLett.54.426>.
- [131] L. Adamowicz, J. C. Ellenbogen, and E. A. McCullough, *Int. J. Quantum Chem.* **30**, 617 (1986), ISSN 0020-7608, URL <http://doi.wiley.com/10.1002/qua.560300505>.
- [132] K. W. Richman, Z.-g. Shi, and E. McCullough, *Chem. Phys. Lett.* **141**, 186 (1987), ISSN 00092614, URL <http://linkinghub.elsevier.com/retrieve/pii/0009261487850066>.
- [133] K. W. Richman and E. A. McCullough, *J. Chem. Phys.* **87**, 5050 (1987), ISSN 0021-9606, URL <http://aip.scitation.org/doi/10.1063/1.453672>.
- [134] H. Partridge, K. W. Richman, and E. A. McCullough, *Theor. Chim. Acta* **74**, 151 (1988), ISSN 0040-5744, URL <http://link.springer.com/10.1007/BF00528324>.
- [135] S. N. Beck, E. McCullough, and D. Feller, *Chem. Phys. Lett.* **175**, 629 (1990), ISSN 00092614, URL <http://linkinghub.elsevier.com/retrieve/pii/0009261490855943>.
- [136] L. Adamowicz and R. J. Bartlett, *Int. J. Quantum Chem.* **26**, 213 (1984), ISSN 0020-7608, URL <http://doi.wiley.com/10.1002/qua.560260206>.
- [137] L. Adamowicz and R. J. Bartlett, *Phys. Rev. A* **37**, 1 (1988), ISSN 0556-2791, URL <https://link.aps.org/doi/10.1103/PhysRevA.37.1>.
- [138] L. Adamowicz, in *Numer. Determ. Electron. Struct. Atoms, Diatomic Polyat. Mol.* (Springer Netherlands, Dordrecht, 1989), pp. 177–200, URL http://www.springerlink.com/index/10.1007/978-94-009-2329-4_8.
- [139] L. Adamowicz, *Mol. Phys.* **65**, 1047 (1988), ISSN 0026-8976, URL <http://www.tandfonline.com/doi/abs/10.1080/00268978800101591>.
- [140] D. M. Chipman, *J. Chem. Phys.* **91**, 5455 (1989), ISSN 0021-9606, URL <http://aip.scitation.org/doi/10.1063/1.457547>.

- [141] L. Laaksonen, P. Pyykkö, and D. Sundholm, *Int. J. Quantum Chem.* **23**, 309 (1983), ISSN 0020-7608, URL <http://doi.wiley.com/10.1002/qua.560230126>.
- [142] L. Laaksonen, P. Pyykkö, and D. Sundholm, *Int. J. Quantum Chem.* **23**, 319 (1983), ISSN 0020-7608, URL <http://doi.wiley.com/10.1002/qua.560230127>.
- [143] A. D. Becke, *J. Chem. Phys.* **76**, 6037 (1982), ISSN 0021-9606, URL <http://aip.scitation.org/doi/10.1063/1.445285><http://aip.scitation.org/doi/10.1063/1.442958>.
- [144] A. D. Becke, *J. Chem. Phys.* **78**, 4787 (1983), ISSN 0021-9606, URL <http://aip.scitation.org/doi/10.1063/1.445285>.
- [145] A. D. Becke, *Int. J. Quantum Chem.* **27**, 585 (1985), ISSN 0020-7608, URL <http://doi.wiley.com/10.1002/qua.560270507>.
- [146] A. D. Becke, *J. Chem. Phys.* **84**, 4524 (1986), ISSN 00219606, URL <http://scitation.aip.org/content/aip/journal/jcp/84/8/10.1063/1.450025>.
- [147] A. D. Becke, *Phys. Rev. A* **33**, 2786 (1986), ISSN 0556-2791, URL <https://link.aps.org/doi/10.1103/PhysRevA.33.2786>.
- [148] L. Laaksonen, P. Pyykkö, and D. Sundholm, *Chem. Phys. Lett.* **96**, 1 (1983), ISSN 00092614, URL <http://linkinghub.elsevier.com/retrieve/pii/0009261483801043>.
- [149] L. Laaksonen, F. Müller-Plathe, and G. H. F. Diercksen, *J. Chem. Phys.* **89**, 4903 (1988), ISSN 0021-9606, URL <http://aip.scitation.org/doi/10.1063/1.455660>.
- [150] F. Müller-Plathe and L. Laaksonen, *Chem. Phys. Lett.* **160**, 175 (1989), ISSN 00092614, URL <http://linkinghub.elsevier.com/retrieve/pii/0009261489875785>.
- [151] F. Müller-Plathe, G. H. F. Diercksen, and L. Laaksonen, in *Numer. Determ. Electron. Struct. Atoms, Diatomic Polyat. Mol.* (Springer Netherlands, Dordrecht, 1989), ii, pp. 311–315, URL http://www.springerlink.com/index/10.1007/978-94-009-2329-4_22.
- [152] L. Laaksonen, P. Pyykkö, and D. Sundholm, *Comput. Phys. Reports* **4**, 313 (1986), ISSN 01677977, URL <http://linkinghub.elsevier.com/retrieve/pii/0167797786900213>.
- [153] P. Pyykkö, D. Sundholm, and L. Laaksonen, *Mol. Phys.* **60**, 597 (1987), ISSN 0026-8976, URL <http://www.tandfonline.com/doi/abs/10.1080/00268978700100391>.
- [154] P. Pyykkö, G. H. F. Diercksen, F. Müller-Plathe, and L. Laaksonen, *Chem. Phys. Lett.* **134**, 575 (1987), ISSN 00092614, URL <http://linkinghub.elsevier.com/retrieve/pii/0009261487871968>.
- [155] D. Sundholm, P. Pyykkö, and L. Laaksonen, *Mol. Phys.* **56**, 1411 (1985), ISSN 0026-8976, URL <http://www.tandfonline.com/doi/abs/10.1080/00268978500103131>.
- [156] L. Laaksonen, D. Sundholm, and P. Pyykkö, *Chem. Phys. Lett.* **105**, 573 (1984), ISSN 00092614, URL <http://linkinghub.elsevier.com/retrieve/pii/0009261484856596>.
- [157] L. Laaksonen, D. Sundholm, and P. Pyykkö, *Int. J. Quantum Chem.* **27**, 601 (1985), ISSN 00207608, URL <http://doi.wiley.com/10.1002/qua.560270509>.
- [158] L. Laaksonen and I. P. Grant, *Chem. Phys. Lett.* **109**, 485 (1984), ISSN 00092614, URL <http://linkinghub.elsevier.com/retrieve/pii/0009261484803486>.
- [159] L. Laaksonen and I. P. Grant, *Chem. Phys. Lett.* **112**, 157 (1984), ISSN 00092614, URL <http://linkinghub.elsevier.com/retrieve/pii/0009261484850125>.
- [160] D. Sundholm, P. Pyykkö, and L. Laaksonen, *Phys. Scr.* **36**, 400 (1987), ISSN 0031-8949, URL <http://stacks.iop.org/1402-4896/36/i=3/a=004?key=crossref.6430257e1bdf81e0076d8f4be2ea18d3>.

- [161] D. Sundholm, Chem. Phys. Lett. **149**, 251 (1988), ISSN 00092614, URL <http://linkinghub.elsevier.com/retrieve/pii/000926148885022X>.
- [162] D. Sundholm, Chem. Phys. Lett. **223**, 469 (1994), ISSN 00092614, URL <http://linkinghub.elsevier.com/retrieve/pii/0009261494004730>.
- [163] D. Sundholm, P. Pyykkö, and L. Laaksonen, Mol. Phys. **55**, 627 (1985), ISSN 0026-8976, URL <http://www.tandfonline.com/doi/abs/10.1080/00268978500101601>.
- [164] G. H. Diercksen, A. J. Sadlej, D. Sundholm, and P. Pyykkö, Chem. Phys. Lett. **143**, 163 (1988), ISSN 00092614, URL <http://linkinghub.elsevier.com/retrieve/pii/0009261488870313>.
- [165] K. Nordlund, N. Runeberg, and D. Sundholm, Nucl. Instruments Methods Phys. Res. Sect. B Beam Interact. with Mater. Atoms **132**, 45 (1997), ISSN 0168583X, URL <http://linkinghub.elsevier.com/retrieve/pii/S0168583X97004473>.
- [166] J. Kobus, L. Laaksonen, and D. Sundholm, Comput. Phys. Commun. **98**, 346 (1996), ISSN 00104655, URL <http://linkinghub.elsevier.com/retrieve/pii/0010465596000987>.
- [167] J. Kobus, AIP Conf. Proc. **1504**, 189 (2012), ISSN 0094243X, URL <http://aip.scitation.org/doi/abs/10.1063/1.4771715>.
- [168] J. Kobus, Comput. Phys. Commun. **184**, 799 (2013), ISSN 00104655, URL <http://dx.doi.org/10.1016/j.cpc.2012.09.033><http://linkinghub.elsevier.com/retrieve/pii/S0010465512>
- [169] J. Kobus, Comput. Phys. Commun. **78**, 247 (1994), ISSN 00104655, URL <http://linkinghub.elsevier.com/retrieve/pii/0010465594900035>.
- [170] J. Kobus, D. Moncrieff, and S. Wilson, J. Phys. B At. Mol. Opt. Phys. **27**, 2867 (1994), ISSN 0953-4075, URL <http://stacks.iop.org/0953-4075/27/i=14/a=022?key=crossref.5453ce0091caf23ddc4784a1df5b18c8>.
- [171] J. Kobus, D. Moncrieff, and S. Wilson, J. Phys. B At. Mol. Opt. Phys. **27**, 5139 (1994), ISSN 0953-4075, URL <http://stacks.iop.org/0953-4075/27/i=21/a=008?key=crossref.82b8e567564d23b2c7067b93c48a1402>.
- [172] J. Kobus, D. Moncrieff, and S. Wilson, Mol. Phys. **86**, 1315 (1995), ISSN 0026-8976, URL <http://www.tandfonline.com/doi/abs/10.1080/00268979500102761>.
- [173] D. Moncrieff, J. Kobus, and S. Wilson, J. Phys. B At. Mol. Opt. Phys. **28**, 4555 (1995), ISSN 0953-4075, URL <http://stacks.iop.org/0953-4075/28/i=20/a=016?key=crossref.2665ac8b71dc013b0b2aef0964981935>.
- [174] J. Kobus, D. Moncrieff, and S. Wilson, Mol. Phys. **92**, 1015 (1997), ISSN 0026-8976, URL <http://www.tandfonline.com/doi/abs/10.1080/002689797169637>.
- [175] D. Moncrieff, J. Kobus, and S. Wilson, Mol. Phys. **93**, 713 (1998), ISSN 0026-8976, URL <http://www.tandfonline.com/doi/abs/10.1080/002689798168736>.
- [176] J. Kobus, D. Moncrieff, and S. Wilson, Mol. Phys. **96**, 1559 (1999), ISSN 0026-8976, URL <http://www.tandfonline.com/doi/abs/10.1080/00268979909483098>.
- [177] J. Kobus, D. Moncrieff, and S. Wilson, Phys. Rev. A **62**, 062503 (2000), ISSN 1050-2947, URL <https://link.aps.org/doi/10.1103/PhysRevA.62.062503>.
- [178] J. Kobus, D. Moncrieff, and S. Wilson, Mol. Phys. **98**, 401 (2000), ISSN 0026-8976, URL <http://www.tandfonline.com/doi/abs/10.1080/00268970009483305>.
- [179] J. Kobus, H. M. Quiney, and S. Wilson, J. Phys. B At. Mol. Opt. Phys. **34**, 2045 (2001), ISSN 0953-4075, URL <http://stacks.iop.org/0953-4075/34/i=10/a=317?key=crossref.2c8a657255384fef6885af38048673>
- [180] J. Kobus, D. Moncrieff, and S. Wilson, J. Phys. B At. Mol. Opt. Phys. **34**, 5127 (2001), ISSN 0953-4075, URL <http://stacks.iop.org/0953-4075/40/i=5/a=005?key=crossref.a88648ad8fd02aa6ff7734346bd7a32a>

- [181] J. Kobus, D. Moncrieff, and S. Wilson, *Mol. Phys.* **99**, 315 (2001), ISSN 0026-8976, URL <http://www.tandfonline.com/doi/abs/10.1080/00268970010011780>.
- [182] J. Kobus, D. Moncrieff, and S. Wilson, *Mol. Phys.* **100**, 499 (2002), ISSN 0026-8976, URL <http://www.tandfonline.com/doi/abs/10.1080/00268970110090520>.
- [183] J. Kobus, D. Moncrieff, and S. Wilson, *J. Phys. B At. Mol. Opt. Phys.* **37**, 571 (2004), ISSN 0953-4075, URL <http://stacks.iop.org/0953-4075/37/i=3/a=004?key=crossref.4f3af88c408ccd9170874d5d43a8e25e>.
- [184] J. Kobus, D. Moncrieff, and S. Wilson, *J. Phys. B At. Mol. Opt. Phys.* **40**, 877 (2007), ISSN 0953-4075, URL <http://stacks.iop.org/0953-4075/40/i=5/a=005?key=crossref.a88648ad8fd02aa6ff7734346bd7a32a>.
- [185] V. N. Glushkov, J. Kobus, and S. Wilson, *J. Phys. B At. Mol. Opt. Phys.* **41**, 205102 (2008), ISSN 0953-4075, URL <http://stacks.iop.org/0953-4075/41/i=20/a=205102?key=crossref.037c4439e97bated6b5de4bf36523844>.
- [186] J. Styszyński and J. Kobus, *Chem. Phys. Lett.* **369**, 441 (2003), ISSN 00092614, URL <http://linkinghub.elsevier.com/retrieve/pii/S0009261402020146>.
- [187] E. Matito, J. Kobus, and J. Styszyński, *Chem. Phys.* **321**, 277 (2006), ISSN 03010104, URL <http://linkinghub.elsevier.com/retrieve/pii/S0301010405003733>.
- [188] J. Kobus, *Comput. Lett.* **3**, 71 (2007), ISSN 1574-0404, URL <http://booksandjournals.brillonline.com/content/journals/10.1163/157404007782913408>.
- [189] J. Kobus, *Phys. Rev. A* **91**, 022501 (2015), ISSN 1050-2947, URL <https://link.aps.org/doi/10.1103/PhysRevA.91.022501>.
- [190] R. A. Wilhelm, E. Gruber, J. Schwestka, R. Kozubek, T. I. Madeira, J. P. Marques, J. Kobus, A. V. Krasheninnikov, M. Schleberger, and F. Aumayr, *Phys. Rev. Lett.* **119**, 103401 (2017), ISSN 0031-9007, URL <https://link.aps.org/doi/10.1103/PhysRevLett.119.103401>.
- [191] J. Kobus, L. Laaksonen, D. Sundholm, and S. Lehtola, *x2dhf – Two-Dimensional Finite Difference Hartree-Fock Program* (2018), URL <http://github.com/susilehtola/x2dhf>.
- [192] F. Jensen, *J. Chem. Phys.* **115**, 9113 (2001), ISSN 0021-9606, URL <http://link.aip.org/link/?JCP/115/9113/1http://link.aip.org/link/JCPSA6/v115/i20/p9113/s1&Agg=doiht>
- [193] F. Jensen, *J. Chem. Phys.* **116**, 3502 (2002), ISSN 0021-9606, URL <http://link.aip.org/link/?JCP/116/3502/1http://link.aip.org/link/JCPSA6/v116/i8/p3502/s1&Agg=doiht>
- [194] F. Jensen, *J. Chem. Phys.* **116**, 7372 (2002), ISSN 0021-9606, URL <http://link.aip.org/link/?JCP/116/7372/1http://link.aip.org/link/JCPSA6/v116/i17/p7372/s1&Agg=doiht>
- [195] F. Jensen, *J. Chem. Phys.* **117**, 9234 (2002), ISSN 0021-9606, URL <http://link.aip.org/link/?JCP/117/9234/1http://link.aip.org/link/JCPSA6/v117/i20/p9234/s1&Agg=doiht>
- [196] F. Jensen, *J. Chem. Phys.* **118**, 2459 (2003), ISSN 00219606, URL <http://link.aip.org/link/JCPSA6/v118/i6/p2459/s1&Agg=doihttp://scitation.aip.org/content/aip/journal>
- [197] F. Jensen and T. Helgaker, *J. Chem. Phys.* **121**, 3463 (2004), ISSN 0021-9606, URL <http://link.aip.org/link/?JCP/121/3463/1http://aip.scitation.org/doi/10.1063/1.1756866>.
- [198] F. Jensen, *Theor. Chem. Acc.* **113**, 187 (2005), ISSN 1432-881X, URL <http://www.springerlink.com/index/10.1007/s00214-004-0618-8>.
- [199] T. Grabo and E. K. U. Gross, *Int. J. Quantum Chem.* **64**, 95 (1997), ISSN 0020-7608, URL [http://doi.wiley.com/10.1002/\(SICI\)1097-461X\(1997\)64:1%3C95::AID-QUA10%3E3.0.CO;2-5http://doi.wile](http://doi.wiley.com/10.1002/(SICI)1097-461X(1997)64:1%3C95::AID-QUA10%3E3.0.CO;2-5http://doi.wile)

- [200] S. Liu, V. Karasiev, R. López-Boada, and F. De Proft, *Int. J. Quantum Chem.* **69**, 513 (1998), ISSN 0020-7608, URL <http://doi.wiley.com/10.1002/%28SICI%291097-461X%281998%2969%3A4%3C513%3A%3AAID-QUA8%3E3.O.CO%3B2->
- [201] E. V. Ludeña, V. Karasiev, R. López-Boada, E. Valderrama, and J. Maldonado, *J. Comput. Chem.* **20**, 155 (1999), ISSN 0192-8651, URL <http://doi.wiley.com/10.1002/%28SICI%291096-987X%2819990115%2920%3A1%3C155%3A%3AAID-JCC14%3E3.O.CO>
- [202] V. Karasiev, *J. Mol. Struct. THEOCHEM* **493**, 21 (1999), ISSN 01661280, URL <http://linkinghub.elsevier.com/retrieve/pii/S0166128099002213>.
- [203] V. V. Karasiev, E. V. Ludeña, and A. N. Artemyev, *Phys. Rev. A* **62**, 062510 (2000), ISSN 1050-2947, URL <https://link.aps.org/doi/10.1103/PhysRevA.62.062510>.
- [204] V. V. Karasiev and E. V. Ludeña, *Phys. Rev. A* **65**, 062510 (2002), ISSN 1050-2947, URL <http://link.aps.org/doi/10.1103/PhysRevA.65.032515> <http://link.aps.org/doi/10.1103/PhysRevA.65.032515>
- [205] V. V. Karasiev and E. V. Ludeña, *Phys. Rev. A* **65**, 032515 (2002), ISSN 1050-2947, URL <https://link.aps.org/doi/10.1103/PhysRevA.65.032515>.
- [206] V. V. Karasiev, *J. Chem. Phys.* **118**, 8576 (2003), ISSN 0021-9606, URL <http://aip.scitation.org/doi/10.1063/1.1568074>.
- [207] V. Karasiev, S. Trickey, and F. E. Harris, *Chem. Phys.* **330**, 216 (2006), ISSN 03010104, URL <http://linkinghub.elsevier.com/retrieve/pii/S0301010406004605>.
- [208] A. Halkier and S. Coriani, *Chem. Phys. Lett.* **346**, 329 (2001), ISSN 00092614, URL <http://linkinghub.elsevier.com/retrieve/pii/S0009261401008958>.
- [209] A. K. Roy and A. J. Thakkar, *Chem. Phys. Lett.* **362**, 428 (2002), ISSN 00092614, URL <http://www.sciencedirect.com/science/article/pii/S0009261402011016> <http://linkinghub.elsevier.com/retrieve/pii/S0009261402011016>
- [210] F. Weigend, F. Furche, and R. Ahlrichs, *J. Chem. Phys.* **119**, 12753 (2003), ISSN 00219606, URL <http://link.aip.org/link/JCPSA6/v119/i24/p12753/s1&Agg=doi>.
- [211] S. Shahbazian and M. Zahedi, *Theor. Chem. Acc.* **113**, 152 (2005), ISSN 1432-881X, URL <http://link.springer.com/10.1007/s00214-005-0619-2>.
- [212] V. Kuzmin, *Nucl. Instruments Methods Phys. Res. Sect. B Beam Interact. with Mater. Atoms* **249**, 13 (2006), ISSN 0168583X, URL <http://linkinghub.elsevier.com/retrieve/pii/S0168583X06002485>.
- [213] V. Kuzmin, *Surf. Coatings Technol.* **201**, 8388 (2007), ISSN 02578972, URL <http://linkinghub.elsevier.com/retrieve/pii/S0257897207002988>.
- [214] T. G. Williams, N. J. DeYonker, and A. K. Wilson, *J. Chem. Phys.* **128**, 044101 (2008), ISSN 0021-9606, URL <http://aip.scitation.org/doi/10.1063/1.2822907>.
- [215] L. B. Madsen, O. I. Tolstikhin, and T. Morishita, *Phys. Rev. A* **85**, 053404 (2012), ISSN 1050-2947, URL <https://link.aps.org/doi/10.1103/PhysRevA.85.053404>.
- [216] L. B. Madsen, F. Jensen, O. I. Tolstikhin, and T. Morishita, *Phys. Rev. A* **87**, 013406 (2013), ISSN 1050-2947, URL <https://link.aps.org/doi/10.1103/PhysRevA.87.013406>.
- [217] R. Saito, O. I. Tolstikhin, L. B. Madsen, and T. Morishita, *At. Data Nucl. Data Tables* **103-104**, 4 (2015), ISSN 0092640X, URL <http://dx.doi.org/10.1016/j.adt.2015.02.001> <http://linkinghub.elsevier.com/retrieve/pii/S0092640X15020001>
- [218] L. B. Madsen, F. Jensen, A. I. Dnestranyan, and O. I. Tolstikhin, *Phys. Rev. A* **96**, 013423 (2017), ISSN 2469-9926, URL <http://link.aps.org/doi/10.1103/PhysRevA.96.013423>.

- [219] A. S. Kornev and B. A. Zon, *Laser Phys.* **24**, 115302 (2014), ISSN 1054-660X, URL <http://stacks.iop.org/1555-6611/24/i=11/a=115302?key=crossref.53d4278cc205b4432b4d3a8ca4b9e409>.
- [220] T. Endo, A. Matsuda, M. Fushitani, T. Yasuike, O. I. Tolstikhin, T. Morishita, and A. Hishikawa, *Phys. Rev. Lett.* **116**, 163002 (2016), ISSN 0031-9007, URL <https://link.aps.org/doi/10.1103/PhysRevLett.116.163002>.
- [221] W. Schulze and D. Kolb, *Chem. Phys. Lett.* **122**, 271 (1985), ISSN 00092614, URL <http://linkinghub.elsevier.com/retrieve/pii/0009261485805753>.
- [222] D. Heinemann, D. Kolb, and B. Fricke, *Chem. Phys. Lett.* **137**, 180 (1987), ISSN 00092614, URL <http://linkinghub.elsevier.com/retrieve/pii/0009261487803275>.
- [223] D. Heinemann, B. Fricke, and D. Kolb, *Chem. Phys. Lett.* **145**, 125 (1988), ISSN 00092614, URL <http://linkinghub.elsevier.com/retrieve/pii/0009261488801635>.
- [224] D. Heinemann, B. Fricke, and D. Kolb, *Phys. Rev. A* **38**, 4994 (1988), ISSN 0556-2791, URL <https://link.aps.org/doi/10.1103/PhysRevA.38.4994>.
- [225] D. Heinemann, B. Fricke, and D. Kolb, in *Numer. Determ. Electron. Struct. Atoms, Diatomic Polyat. Mol.* (Springer Netherlands, Dordrecht, 1989), pp. 275–282, URL http://www.springerlink.com/index/10.1007/978-94-009-2329-4_17.
- [226] D. Heinemann, A. Rosén, and B. Fricke, *Phys. Scr.* **42**, 692 (1990), ISSN 0031-8949, URL <http://stacks.iop.org/1402-4896/42/i=6/a=011?key=crossref.441446818f77489b8a615c7c88e923fc>.
- [227] D. Heinemann, A. Rosén, and B. Fricke, *Chem. Phys. Lett.* **166**, 627 (1990), ISSN 00092614, URL <http://linkinghub.elsevier.com/retrieve/pii/000926149087162K>.
- [228] D. Heinemann and A. Rosén, *Theor. Chim. Acta* **85**, 249 (1993), ISSN 0040-5744, URL <http://link.springer.com/10.1007/BF01129114>.
- [229] A. v. Kopylow, D. Heinemann, and D. Kolb, *J. Phys. B At. Mol. Opt. Phys.* **31**, 4743 (1998), ISSN 0953-4075, URL <http://stacks.iop.org/0953-4075/31/i=21/a=007?key=crossref.6307e0bd38a711a8c776a6886a3b09cf>.
- [230] A. v. Kopylow and D. Kolb, *Chem. Phys. Lett.* **295**, 439 (1998), ISSN 00092614, URL <http://www.sciencedirect.com/science/article/B6TFN-3X6J8R4-7/2/4f5937762eb475551b9c59cd8580d322htt>.
- [231] D. Sundholm, J. Olsen, P.-Å. Malmqvist, and B. O. Roos, in *Numer. Determ. Electron. Struct. Atoms, Diatomic Polyat. Mol.* (Springer Netherlands, Dordrecht, 1989), 3, pp. 329–334, URL http://www.springerlink.com/index/10.1007/978-94-009-2329-4_25.
- [232] K. Davstad, *J. Comput. Phys.* **99**, 33 (1992), ISSN 00219991, URL <http://linkinghub.elsevier.com/retrieve/pii/002199919290272Z>.
- [233] A. N. Artemyev, E. V. Ludeña, V. V. Karasiev, and A. J. Hernández, *J. Comput. Chem.* **25**, 368 (2004), ISSN 01928651, URL <http://doi.wiley.com/10.1002/jcc.10390>.
- [234] A. Makmal, S. Kümmel, and L. Kronik, *J. Chem. Theory Comput.* **5**, 1731 (2009), ISSN 1549-9618, URL <http://pubs.acs.org/doi/abs/10.1021/ct800485v>.
- [235] A. Makmal, S. Kümmel, and L. Kronik, *J. Chem. Theory Comput.* **7**, 2665 (2011), ISSN 1549-9618, URL <http://pubs.acs.org/doi/abs/10.1021/ct200381z>.
- [236] J. C. Morrison, T. Wolf, B. Bialecki, G. Fairweather, and L. Larson, *Mol. Phys.* **98**, 1175 (2000), ISSN 0026-8976, URL <http://www.tandfonline.com/doi/abs/10.1080/00268970050080537>.
- [237] J. C. Morrison, K. Steffen, B. Pantoja, A. Nagaiya, J. Kobus, and T. Er-icsson, *Commun. Comput. Phys.* **19**, 632 (2016), ISSN 1815-2406, URL http://www.journals.cambridge.org/abstract_S1815240616000268.

- [238] J. C. Morrison and J. Kobus, *Adv. Quantum Chem.* **76**, 103 (2018), ISSN 00653276, URL <http://dx.doi.org/10.1016/bs.aiq.2017.06.001https://linkinghub.elsevier.com/retrieve/pii/S00653276>
- [239] L. Yang, D. Heinemann, and D. Kolb, *Chem. Phys. Lett.* **178**, 213 (1991), ISSN 00092614, URL <http://linkinghub.elsevier.com/retrieve/pii/000926149187058J>.
- [240] L. Yang, D. Heinemann, and D. Kolb, *Chem. Phys. Lett.* **192**, 499 (1992), ISSN 00092614, URL <http://linkinghub.elsevier.com/retrieve/pii/0009261492855055>.
- [241] L. Yang, D. Heinemann, and D. Kolb, *Phys. Rev. A* **48**, 2700 (1993), ISSN 1050-2947, URL <https://link.aps.org/doi/10.1103/PhysRevA.48.2700>.
- [242] C. Düsterhöft, L. Yang, D. Heinemann, and D. Kolb, *Chem. Phys. Lett.* **229**, 667 (1994), ISSN 00092614, URL <http://linkinghub.elsevier.com/retrieve/pii/0009261494011133>.
- [243] C. Düsterhöft, D. Heinemann, and D. Kolb, *Chem. Phys. Lett.* **296**, 77 (1998), ISSN 00092614, URL <http://linkinghub.elsevier.com/retrieve/pii/S0009261498010513>.
- [244] O. Kullie, C. Düsterhöft, and D. Kolb, *Chem. Phys. Lett.* **314**, 307 (1999), ISSN 00092614, URL <http://linkinghub.elsevier.com/retrieve/pii/S0009261499010398>.
- [245] O. Kullie and D. Kolb, *Eur. Phys. J. D* **17**, 167 (2001), ISSN 14346060, URL <http://www.springerlink.com/index/10.1007/s100530170019>.
- [246] O. Kullie and D. Kolb, *J. Phys. B At. Mol. Opt. Phys.* **36**, 4361 (2003), ISSN 0953-4075, URL <http://stacks.iop.org/0953-4075/36/i=21/a=014?key=crossref.bc74c35072659c1f8b7874c3994dc90f>.
- [247] O. Kullie, D. Kolb, and A. Rutkowski, *Chem. Phys. Lett.* **383**, 215 (2004), ISSN 00092614, URL <http://linkinghub.elsevier.com/retrieve/pii/S0009261403019675>.
- [248] O. Kullie, H. Zhang, J. Kolb, and D. Kolb, *J. Chem. Phys.* **125**, 244303 (2006), ISSN 0021-9606, URL <http://aip.scitation.org/doi/10.1063/1.2409288>.
- [249] O. Kullie, H. Zhang, and D. Kolb, *Chem. Phys.* **351**, 106 (2008), ISSN 03010104, URL <http://linkinghub.elsevier.com/retrieve/pii/S0301010408002450>.
- [250] O. Kullie, E. Engel, and D. Kolb, *J. Phys. B At. Mol. Opt. Phys.* **42**, 095102 (2009), ISSN 0953-4075, URL <http://stacks.iop.org/0953-4075/42/i=9/a=095102?key=crossref.29b1c6d220490f11d35cd766e530e3cd>.
- [251] Y. V. Vanne and A. Saenz, *J. Phys. B At. Mol. Opt. Phys.* **37**, 4101 (2004), ISSN 0953-4075, URL <http://iopscience.iop.org/0953-4075/37/20/005%5Cnhttp://iopscience.iop.org/0953-4075/37/20/005/pdf>
- [252] F. Fillion-Gourdeau, E. L. de La Grandmaison, A. D. Bandrauk, I. Kotsireas, R. Melnik, and B. West, *AIP Conf. Proc.* **1368**, 13 (2011), ISSN 0094243X, URL <http://aip.scitation.org/doi/abs/10.1063/1.3663448>.
- [253] F. Fillion-Gourdeau, E. Lorin, and A. D. Bandrauk, *Phys. Rev. A* **85**, 022506 (2012), ISSN 1050-2947, URL <https://link.aps.org/doi/10.1103/PhysRevA.85.022506>.
- [254] F. Fillion-Gourdeau, E. L. de la Grandmaison, and A. D. Bandrauk, *J. Phys. Conf. Ser.* **341**, 012006 (2012), ISSN 1742-6596, URL <http://stacks.iop.org/1742-6596/341/i=1/a=012006?key=crossref.5dd616c3cc78400b7e1e78ac9b33c0e4>.
- [255] F. Fillion-Gourdeau, E. Lorin, and A. Bandrauk, *J. Comput. Phys.* **307**, 122 (2016), ISSN 00219991, URL <http://dx.doi.org/10.1016/j.jcp.2015.11.024https://linkinghub.elsevier.com/retrieve/pii/S00219>
- [256] L. Tao, C. W. McCurdy, and T. N. Rescigno, *Phys. Rev. A* **79**, 012719 (2009), ISSN 1050-2947, URL <https://link.aps.org/doi/10.1103/PhysRevA.79.012719>.
- [257] L. Tao, C. W. McCurdy, and T. N. Rescigno, *Phys. Rev. A* **82**, 023423 (2010), ISSN 1050-2947, URL <https://link.aps.org/doi/10.1103/PhysRevA.82.023423>.

- [258] X. Guan, K. Bartschat, and B. I. Schneider, Phys. Rev. A **82**, 041404 (2010), ISSN 1050-2947, URL <https://link.aps.org/doi/10.1103/PhysRevA.82.041404>.
- [259] X. Guan, K. Bartschat, and B. I. Schneider, Phys. Rev. A **83**, 043403 (2011), ISSN 1050-2947, URL <https://link.aps.org/doi/10.1103/PhysRevA.83.043403>.
- [260] O. I. Tolstikhin, T. Morishita, and L. B. Madsen, Phys. Rev. A **84**, 053423 (2011), ISSN 1050-2947, URL <https://link.aps.org/doi/10.1103/PhysRevA.84.053423>.
- [261] D. J. Haxton, K. V. Lawler, and C. W. McCurdy, Phys. Rev. A **83**, 063416 (2011), ISSN 1050-2947, 1101.4832, URL <https://link.aps.org/doi/10.1103/PhysRevA.83.063416>.
- [262] H. R. Larsson, S. Bauch, L. K. Sørensen, and M. Bonitz, Phys. Rev. A **93**, 013426 (2016), ISSN 2469-9926, 1507.04107, URL <https://link.aps.org/doi/10.1103/PhysRevA.93.013426>.
- [263] L. Yue, S. Bauch, and L. B. Madsen, Phys. Rev. A **96**, 043408 (2017), ISSN 2469-9926, URL <https://link.aps.org/doi/10.1103/PhysRevA.96.043408>.
- [264] B. Zhang, J. Yuan, and Z. Zhao, Comput. Phys. Commun. **194**, 84 (2015), ISSN 00104655, URL <http://dx.doi.org/10.1016/j.cpc.2015.04.008><http://linkinghub.elsevier.com/retrieve/pii/S0010465515001016>.
- [265] A. N. Artemyev, A. Surzhykov, P. Indelicato, G. Plunien, and T. Stöhlker, J. Phys. B At. Mol. Opt. Phys. **43**, 235207 (2010), ISSN 0953-4075, URL <http://stacks.iop.org/0953-4075/43/i=23/a=235207?key=crossref.d04159ddfc9c80425ee0dabdc2fa74aa>.
- [266] W. Hahn, A. N. Artemyev, and A. Surzhykov, Opt. Spectrosc. **123**, 225 (2017), ISSN 0030-400X, URL <http://link.springer.com/10.1134/S0030400X17080094>.
- [267] K. Rüdénberg, J. Chem. Phys. **19**, 1459 (1951), ISSN 0021-9606, URL <http://aip.scitation.org/doi/10.1063/1.1748100><http://aip.scitation.org/doi/10.1063/1.1748101>.
- [268] S. Lehtola, C. Steigemann, M. J. Oliveira, and M. A. Marques, SoftwareX **7**, 1 (2018), ISSN 23527110, URL <http://linkinghub.elsevier.com/retrieve/pii/S2352711017300602><https://linkinghub.elsevier.com/retrieve/pii/S2352711017300602>.
- [269] D. Langreth and J. Perdew, Phys. Rev. B **21**, 5469 (1980), ISSN 0163-1829, URL <http://link.aps.org/doi/10.1103/PhysRevB.21.5469>.
- [270] J. Perdew, S. Kurth, A. Zupan, and P. Blaha, Phys. Rev. Lett. **82**, 2544 (1999), ISSN 0031-9007, URL <http://link.aps.org/doi/10.1103/PhysRevLett.82.2544><http://link.aps.org/doi/10.1103/PhysRevLett.82.2544>.
- [271] P. Pulay, Chem. Phys. Lett. **73**, 393 (1980), ISSN 00092614, URL <http://linkinghub.elsevier.com/retrieve/pii/0009261480803964>.
- [272] P. Pulay, J. Comput. Chem. **3**, 556 (1982), ISSN 0192-8651, URL <http://doi.wiley.com/10.1002/jcc.540030413>.
- [273] X. Hu and W. Yang, J. Chem. Phys. **132**, 054109 (2010), ISSN 1089-7690, URL <http://www.pubmedcentral.nih.gov/articlerender.fcgi?artid=2830258&tool=pmcentrez&rendertype=abstract>.
- [274] S. Lehtola, *ERKALE – HF/DFT from Hel* (2018), URL <https://github.com/susilehtola/erkale>.
- [275] J. Lehtola, M. Hakala, A. Sakko, and K. Hämäläinen, J. Comput. Chem. **33**, 1572 (2012), ISSN 01928651, URL <http://doi.wiley.com/10.1002/jcc.22987>.
- [276] R. M. Parrish, L. A. Burns, D. G. A. Smith, A. C. Simmonett, A. E. De-Prince, E. G. Hohenstein, U. Bozkaya, A. Y. Sokolov, R. Di Remigio, R. M. Richard, et al., J. Chem. Theory Comput. **13**, 3185 (2017), ISSN 1549-9618, URL <http://pubs.acs.org/doi/abs/10.1021/acs.jctc.7b00174><http://pubs.acs.org/doi/10.1021/acs.jctc.7b00174>.

- [277] Q. Sun, T. C. Berkelbach, N. S. Blunt, G. H. Booth, S. Guo, Z. Li, J. Liu, J. D. McClain, E. R. Sayfutyarova, S. Sharma, et al., *Wiley Interdiscip. Rev. Comput. Mol. Sci.* **8**, e1340 (2018), ISSN 17590876, 1701.08223, URL <http://doi.wiley.com/10.1002/wcms.1340>.
- [278] J. Kobus, *Chem. Phys. Lett.* **202**, 7 (1993), ISSN 00092614, URL <http://linkinghub.elsevier.com/retrieve/pii/000926149385342L>.
- [279] F. Jensen, *J. Chem. Theory Comput.* **4**, 719 (2008), ISSN 1549-9618, URL <http://pubs.acs.org/doi/abs/10.1021/ct800013z>.
- [280] J. Lehtola, M. Hakala, J. Vaara, and K. Hämäläinen, *Phys. Chem. Chem. Phys.* **13**, 5630 (2011), ISSN 1463-9084, URL <http://pubs.rsc.org/en/content/articlehtml/2011/cp/c0cp02269a><http://www.ncbi.nlm.nih.gov/pubmed/21100000>
- [281] J. Rasch and A. C. H. Yu, *SIAM J. Sci. Comput.* **25**, 1416 (2004), ISSN 1064-8275, URL <http://epubs.siam.org/doi/10.1137/S1064827503422932>.
- [282] D. Pinchon and P. E. Hoggan, *Int. J. Quantum Chem.* **107**, 2186 (2007), ISSN 00207608, URL <http://doi.wiley.com/10.1002/qua.21337>.
- [283] A. Gil and J. Segura, *Comput. Phys. Commun.* **108**, 267 (1998), ISSN 00104655, URL <http://linkinghub.elsevier.com/retrieve/pii/S0010465597001264>.
- [284] B. I. Schneider, J. Segura, A. Gil, X. Guan, and K. Bartschat, *Comput. Phys. Commun.* **181**, 2091 (2010), ISSN 00104655, URL <http://dx.doi.org/10.1016/j.cpc.2010.08.038><http://linkinghub.elsevier.com/retrieve/pii/S0010465510000000>
- [285] B. I. Schneider, J. Segura, A. Gil, X. Guan, and K. Bartschat, *Comput. Phys. Commun.* **225**, 192 (2018), ISSN 00104655, URL <https://doi.org/10.1016/j.cpc.2017.12.013><http://linkinghub.elsevier.com/retrieve/pii/S0010465517300000>
- [286] T. Yanai, D. P. Tew, and N. C. Handy, *Chem. Phys. Lett.* **393**, 51 (2004), ISSN 00092614, URL <http://linkinghub.elsevier.com/retrieve/pii/S0009261404008620>.
- [287] R. Peverati and D. G. Truhlar, *J. Phys. Chem. Lett.* **2**, 2810 (2011), ISSN 1948-7185, URL <http://pubs.acs.org/doi/abs/10.1021/jz201170d>.
- [288] R. Peverati and D. G. Truhlar, *Phys. Chem. Chem. Phys.* **14**, 16187 (2012), ISSN 1463-9084, URL <http://www.ncbi.nlm.nih.gov/pubmed/23132141>.
- [289] J.-D. Chai and M. Head-Gordon, *J. Chem. Phys.* **128**, 084106 (2008), ISSN 0021-9606, URL <http://www.ncbi.nlm.nih.gov/pubmed/18315032>.
- [290] N. Mardirossian and M. Head-Gordon, *Phys. Chem. Chem. Phys.* **16**, 9904 (2014), ISSN 1463-9084.
- [291] N. Mardirossian and M. Head-Gordon, *J. Chem. Phys.* **144**, 214110 (2016), ISSN 0021-9606, URL <http://scitation.aip.org/content/aip/journal/jcp/144/21/10.1063/1.4952647>.
- [292] T. Leininger, H. Stoll, H.-J. Werner, and A. Savin, *Chem. Phys. Lett.* **275**, 151 (1997), ISSN 00092614, URL <http://linkinghub.elsevier.com/retrieve/pii/S0009261497007586>.
- [293] Z. Romanowski, *Mol. Phys.* **107**, 1339 (2009), ISSN 0026-8976, URL <http://www.tandfonline.com/doi/abs/10.1080/00268970902873554>.
- [294] J. R. Flores, E. Clementi, and V. Sonnad, *J. Chem. Phys.* **91**, 7030 (1989), ISSN 0021-9606, URL <http://aip.scitation.org/doi/10.1063/1.457320>.
- [295] J. Flores, E. Clementi, and V. Sonnad, *Chem. Phys. Lett.* **163**, 198 (1989), ISSN 00092614, URL <http://linkinghub.elsevier.com/retrieve/pii/000926148980034X>.

- [296] P. Manninen and J. Vaara, *J. Comput. Chem.* **27**, 434 (2006), ISSN 0192-8651, URL <http://www.ncbi.nlm.nih.gov/pubmed/16419020>.
- [297] S. Lehtola, *J. Comput. Chem.* **36**, 335 (2015), ISSN 01928651, URL <http://doi.wiley.com/10.1002/jcc.23802>.
- [298] T. Helgaker, P. Jørgensen, and J. Olsen, *Molecular electronic-structure theory* (John Wiley & Sons, Ltd., 2000), ISBN 0 471 96755 6.
- [299] S. Lehtola, arXiv (2018), 1810.11659, URL <http://arxiv.org/abs/1810.11659>.
- [300] C. Sanderson and R. Curtin, *J. Open Source Softw.* **1**, 26 (2016), ISSN 2475-9066, [/dx.doi.org/10.21105/joss.00026](https://doi.org/10.21105/joss.00026), URL <http://joss.theoj.org/papers/10.21105/joss.00026>.
- [301] C. Sanderson and R. Curtin, in *ICMS 2018 Math. Softw. – ICMS 2018*, edited by J. Davenport, M. Kauers, G. Labahn, and J. Urban (Springer, Cham, 2018), pp. 422–430, ISBN 978-3-319-96418-8, URL http://link.springer.com/10.1007/978-3-319-96418-8_50.
- [302] T. Tsuchimochi and G. E. Scuseria, *J. Chem. Phys.* **133**, 141102 (2010), ISSN 1089-7690, URL <http://www.ncbi.nlm.nih.gov/pubmed/20949979>.
- [303] T. Tsuchimochi and G. E. Scuseria, *J. Chem. Phys.* **134**, 064101 (2011), ISSN 1089-7690, URL <http://www.ncbi.nlm.nih.gov/pubmed/21322655>.
- [304] F. Bloch, *Zeitschrift für Phys.* **57**, 545 (1929), ISSN 1434-6001, URL <http://link.springer.com/10.1007/BF01340281>.
- [305] P. A. M. Dirac, *Math. Proc. Cambridge Philos. Soc.* **26**, 376 (1930), ISSN 0305-0041, URL http://www.journals.cambridge.org/abstract_S0305004100016108.
- [306] J. P. Perdew and Y. Wang, *Phys. Rev. B* **45**, 13244 (1992), ISSN 0163-1829, URL <http://link.aps.org/doi/10.1103/PhysRevB.45.13244>.
- [307] J. P. Perdew, K. Burke, and M. Ernzerhof, *Phys. Rev. Lett.* **77**, 3865 (1996), ISSN 0031-9007, URL <http://www.ncbi.nlm.nih.gov/pubmed/22502509><http://link.aps.org/doi/10.1103/PhysRevLett.77.3865>.
- [308] J. P. Perdew, K. Burke, and M. Ernzerhof, *Phys. Rev. Lett.* **78**, 1396 (1997), ISSN 0031-9007, URL <http://link.aps.org/doi/10.1103/PhysRevLett.78.1396>.
- [309] C. Adamo and V. Barone, *J. Chem. Phys.* **110**, 6158 (1999), ISSN 0021-9606, URL <http://link.aip.org/link/JCPSA6/v110/i13/p6158/s1&Agg=doi><http://aip.scitation.org/doi/10.1063/1.47>
- [310] M. Ernzerhof and G. E. Scuseria, *J. Chem. Phys.* **110**, 5029 (1999), ISSN 0021-9606, URL <http://link.aip.org/link/JCPSA6/v110/i11/p5029/s1&Agg=doi><http://aip.scitation.org/doi/10.1063/1.47>
- [311] A. D. Becke, *Phys. Rev. A* **38**, 3098 (1988), ISSN 0556-2791, URL <http://link.aps.org/doi/10.1103/PhysRevA.38.3098>.
- [312] J. Perdew, *Phys. Rev. B* **33**, 8822 (1986), ISSN 0163-1829, URL <http://link.aps.org/doi/10.1103/PhysRevB.33.8822>.
- [313] C. Lee, W. Yang, and R. G. Parr, *Phys. Rev. B* **37**, 785 (1988), ISSN 0163-1829, URL <http://link.aps.org/doi/10.1103/PhysRevB.37.785>.
- [314] A. D. Becke, *J. Chem. Phys.* **98**, 5648 (1993), ISSN 0021-9606, URL <http://link.aip.org/link/?JCP/98/5648/1><http://link.aip.org/link/JCPSA6/v98/i7/p5648/s1&Agg=doi>
- [315] P. J. Stephens, F. J. Devlin, C. F. Chabalowski, and M. J. Frisch, *J. Phys. Chem.* **98**, 11623 (1994), ISSN 0022-3654, URL <http://pubs.acs.org/doi/abs/10.1021/j100096a001>.

- [316] J. P. Perdew, A. Ruzsinszky, G. I. Csonka, L. A. Constantin, and J. Sun, Phys. Rev. Lett. **103**, 026403 (2009), ISSN 0031-9007, URL <http://link.aps.org/doi/10.1103/PhysRevLett.103.026403>.
- [317] J. P. Perdew, A. Ruzsinszky, G. I. Csonka, L. A. Constantin, and J. Sun, Phys. Rev. Lett. **106**, 179902 (2011), ISSN 0031-9007, URL <http://link.aps.org/doi/10.1103/PhysRevLett.106.179902>.
- [318] G. I. Csonka, J. P. Perdew, and A. Ruzsinszky, J. Chem. Theory Comput. **6**, 3688 (2010), ISSN 1549-9618, URL <http://pubs.acs.org/doi/abs/10.1021/ct100488v>.
- [319] J. Sun, R. Haunschuld, B. Xiao, I. W. Bulik, G. E. Scuseria, and J. P. Perdew, J. Chem. Phys. **138**, 044113 (2013), ISSN 0021-9606, URL <http://aip.scitation.org/doi/10.1063/1.4789414>.
- [320] S. Boys and F. Bernardi, Mol. Phys. **19**, 553 (1970), ISSN 0026-8976, URL <http://www.tandfonline.com/doi/abs/10.1080/00268977000101561>.
- [321] F. Jensen, J. Chem. Theory Comput. **10**, 1074 (2014), ISSN 1549-9618, URL <http://pubs.acs.org/doi/abs/10.1021/ct401026a>.
- [322] F. Jensen, J. Chem. Theory Comput. **11**, 132 (2015), ISSN 1549-9618, URL <http://pubs.acs.org/doi/abs/10.1021/ct5009526>.