

ON THE VORONOI IMPLICIT INTERFACE METHOD*

ALEXANDER ZAITZEFF[†], SELIM ESEDOGLU[†], AND KRISHNA GARIKIPATI[‡]

Abstract. We present careful numerical convergence studies, using parameterized curves to reach very high resolutions in two dimensions, of a level set method for multiphase curvature motion known as the Voronoi implicit interface method. Our tests demonstrate that in the unequal, additive surface tension case, the Voronoi implicit interface method does not converge to the desired limit. We then present a variant that maintains the spirit of the original algorithm, and appears to fix the non-convergence. As a bonus, the new variant extends the Voronoi implicit interface method to unequal mobilities.

Key words. multiphase flow; interfacial motion; level set method; mean curvature flow; grain boundary motion.

AMS subject classifications. 65M06

1. Introduction. The Voronoi implicit interface method (VIIM) [15] is a type of level set method [13] that is particularly suited to the treatment of multiphase flows. It has been demonstrated on problems that incorporate surface tension, such as dynamics of bubble clusters, and the motion of grain boundaries. Often, the hardest aspect of designing numerical schemes for such problems is ensuring that the correct angle conditions at triple junctions – in terms of the surface tensions of the interfaces meeting there – are satisfied. The purpose of this paper is to investigate whether the VIIM in fact attains the correct angle conditions at junctions. To that end, and to study this essential difficulty in isolation, we focus on problems where surface tension is the sole driving force: multiphase motion by mean curvature. This evolution arises in many applications, including grain boundary motion in polycrystalline materials during annealing [11] and image segmentation algorithms in computer vision [12]. Once the correct behavior at junctions has been verified, additional driving forces, e.g. from bulk effects, fluid flow, etc., can be incorporated in the VIIM and similar algorithms with ease.

The first contribution of this paper is to present convergence tests at very high resolutions for the VIIM. To our knowledge, this is the first time that such highly accurate convergence tests have been done for this method. One of our main results is that the VIIM does not, in general, converge to the correct solution when interfaces with unequal surface tensions meet at a triple junction. Our second contribution in this paper is to present a modification of the Voronoi implicit interface method that fixes the non-convergence and ensures that the correct angle conditions are attained at all triple junctions.

The paper is organized as follows:

- In [section 2](#) we briefly review multiphase motion by mean curvature and recall its variational formulation.

***Funding:** Alexander Zaitzeff and Selim Esedoglu gratefully acknowledge support from the NSF grant DMS-1719727. Krishna Garikipati acknowledges NSF grants DMREF-1436154 and DMREF-1729166.

[†]Department of Mathematics, University of Michigan, Ann Arbor, MI 48109, USA (azaitzeff@umich.edu, esedoglu@umich.edu).

[‡]Departments of Mechanical Engineering, and Mathematics, Michigan Institute for Computational Discovery & Engineering, University of Michigan, Ann Arbor, MI 48109, USA (krishna@umich.edu).

- In [section 3](#) we recall the Voronoi implicit interface method.
- In [section 4](#) we present our implementation of the VIIM using parameterized curves. We then present high resolution convergence tests indicating that the VIIM does not converge to the correct solution when the surface tensions are unequal.
- In [section 5](#) we present convergence tests using the parametrized curve representation of another recent algorithm, known as threshold dynamics, the convergence of which is supported by many recent results in the literature. This verifies the validity and accuracy of our parametrized curve implementation.
- In [section 6](#) we present a modification to the VIIM, which may be called the dictionary mapping implicit interface method (DMIIM), that does converge in the unequal surface tension case. After discussing its relation to the VIIM, we subject this new variant to the same careful numerical convergence studies, again via an implementation on parametrized curves to reach very high resolutions, and thus demonstrate its accuracy and convergence. We then present further examples of the new algorithm on implicitly defined interfaces on a grid.

The code for sections 4 through 6 is publicly available, and can be found at <https://github.com/AZaitzeff/DMIIM>.

2. Multiphase Motion by Mean Curvature. In this paper, we will be concerned exclusively with gradient descent dynamics for energies of the form

$$(2.1) \quad E(\Sigma_1, \dots, \Sigma_n) = \sum_{i,j=1}^n \sigma_{ij} \text{Area}(\Gamma_{ij}).$$

where $\Gamma_{ij} = (\partial\Sigma_i) \cap (\partial\Sigma_j)$ are the interfaces between the *phases* $\Sigma_1, \dots, \Sigma_n$ that partition a domain $D \subset \mathbb{R}^d$, $d \geq 2$:

$$\Sigma_i \cap \Sigma_j = (\partial\Sigma_i) \cap (\partial\Sigma_j) \text{ for any } i \neq j, \text{ and } \bigcup_{i=1}^N \Sigma_i = D.$$

The positive constants $\sigma_{ij} = \sigma_{ji}$ are known as *surface tensions* (or surface energy density). They need to satisfy the triangle inequality

$$\sigma_{ij} + \sigma_{ik} \geq \sigma_{jk} \text{ for any distinct } i, j \text{ and } k$$

for well-posedness of the model (2.1). Multiphase mean curvature motion arises as L^2 gradient descent on energies of this form, and can be described as follows:

1. At any point $p \in \Gamma_{ij}$ away from triple junctions where the interface is smooth, the normal speed, denoted $v_\perp(p)$, is given by

$$(2.2) \quad v_\perp(p) = \mu_{ij} \sigma_{ij} \kappa_{ij}(p).$$

Here, $\kappa_{ij}(p) = \kappa_{ji}(p)$ is the *curvature* at point p . The positive constants μ_{ij} are called *mobilities*. Unless otherwise stated, we will take $\mu_{ij} = 1$.

2. Let a *triple junction* be formed by the meeting of three phases Σ_1, Σ_2 , and Σ_3 . Let θ_i be the angle between Γ_{ij} and Γ_{ik} at the junction. Then:

$$(2.3) \quad \frac{\sin \theta_1}{\sigma_{23}} = \frac{\sin \theta_2}{\sigma_{13}} = \frac{\sin \theta_3}{\sigma_{12}}$$

has to hold. This is known as the Herring angle condition [7].

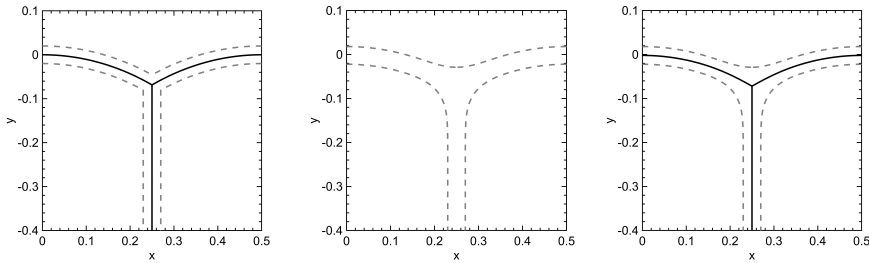


Fig. 1: How the VIIM works: On the left we have the ϵ level sets (dotted lines), in the center we have the sets after being evolved by 3.2, the figure on the right shows the new interfaces after Voronoi reconstruction (solid line).

Until now, the VIIM has been described only for the very special class of surface tensions known as *additive* surface tensions: We call σ_{ij} additive if they can be written as

$$\sigma_{ij} = \sigma_i + \sigma_j$$

for some constants $\sigma_1, \sigma_2, \dots, \sigma_n \geq 0$. Additive surface tensions thus have n degrees of freedom, constituting therefore a very small subclass of physically relevant surface tensions, which require $\binom{n}{2}$ degrees of freedom to fully specify.

3. The Voronoi Implicit Interface Method. We recall the level set formulation [13] of motion by mean curvature that gives the current configuration, $\partial\Sigma(t)$, of the boundary with initial configuration $\partial\Sigma(0)$ of a given initial set $\Sigma(0) \subset D$ in the two phase setting. Let $\phi : D \times \mathbb{R}^+ \rightarrow \mathbb{R}$ be a level set function for $\Sigma(0)$ so that $\phi(x, 0) > 0$ for $x \in \Sigma^\circ(0)$ and $\phi(x, 0) < 0$ for $x \in \Sigma^c(0)$. Often, a particularly convenient choice of level set function to represent the boundary $\partial\Sigma$ of a set Σ is the *signed distance function*,

$$(3.1) \quad d_\Sigma(\mathbf{x}) = \begin{cases} \min_{\mathbf{z} \in \partial\Sigma} \|\mathbf{x} - \mathbf{z}\|_2 & \mathbf{x} \in \Sigma \\ -\min_{\mathbf{z} \in \partial\Sigma} \|\mathbf{x} - \mathbf{z}\|_2 & \mathbf{x} \notin \Sigma. \end{cases}$$

The process of “reinitializing” a level set function ϕ by replacing it with the signed distance function to its 0-level set, $d_{\{x: \phi(x) \geq 0\}}(x)$, is known as “redistancing” in the level set literature, and is a common operation, typically applied only sporadically to prevent ϕ from becoming too steep or too flat. In any case, if $\phi(x, t)$ solves the well-known PDE

$$(3.2) \quad \phi_t - \nabla \cdot \left(\frac{\nabla \phi}{|\nabla \phi|} \right) |\nabla \phi| = 0.$$

and we set $\Sigma(t) = \{\mathbf{x} \in D : \phi(\mathbf{x}, t) \geq 0\}$, then $\partial\Sigma(t)$ evolves by motion by mean curvature.

There have been multiple algorithms proposed in the literature to extend the level set formulation of mean curvature motion to the multiphase setting. We note, in particular, the level set method of [17], the variational level set method of [18], and the distance function based diffusion generated motion of [4], [6], and [3]. The latter three contributions alternate diffusion by the linear heat equation applied individually to

the level set functions of the phases (so that they are decoupled at this stage), a simple pointwise redistribution step that couples the phases, and redistancing on the new level set functions, to generate the desired multiphase evolution; in this sense, they are a cross between the convolution generated motion of [10] and the level set method.

In [16], Saye and Sethian introduced a variant of the algorithm in [4]. This new version also alternates redistancing and decoupled evolution of the level sets of individual phases with a pointwise redistribution step that imposes the requisite coupling. The key differences are: **1.** the decoupled motion of the level sets is by the nonlinear PDE (3.2) vs. the linear heat equation, and **2.** the redistribution step takes place after (vs. before) redistancing of the individually evolved level set functions. An additional novelty, mostly for convenience, is an innovative step to enable evolution of all the level set functions concurrently, by applying (3.2) to the unsigned distance function of the union of the $\epsilon > 0$ super-level sets of the phases,

$$\varphi_\epsilon(\mathbf{x}) = \min_{\mathbf{z} \in \cup_i \partial \Sigma_i} \|\mathbf{x} - \mathbf{z}\|_2 - \epsilon.$$

Although only the equal surface tension case ($\sigma_{ij} = 1$ for all $i \neq j$) of multiphase motion by mean curvature was considered in the original paper [16], in a subsequent contribution [15], Saye and Sethian proposed an extension of their method to certain (additive) unequal surface tension networks. This is a very small subset of all surface tensions allowed by model (2.1). Moreover, the extension in [15] takes all mobilities to be equal, again a vast restriction over (2.2). One of the original motivations for the present study was to investigate if the algorithm could be extended to the full generality of model (2.1) & (2.2).

We will introduce some notation to represent various steps of the VIIM as described in [16], including the extension to additive surface tensions in [15]. To that end, first define the function $\mathcal{S}_{\Delta t}$ by

$$(d_{\Sigma_1(\Delta t, \epsilon)}, d_{\Sigma_2(\Delta t, \epsilon)}, \dots, d_{\Sigma_n(\Delta t, \epsilon)}) = \mathcal{S}_{\Delta t}(\Sigma_1, \Sigma_2, \dots, \Sigma_n)$$

where $\Sigma_i(\Delta t, \epsilon) = \{\mathbf{x} : \phi_i(\mathbf{x}, \Delta t) \geq \epsilon\}$ denotes the ϵ -super level set of the solution $\phi_i(\mathbf{x}, \Delta t)$ of mean curvature flow equation (3.2) at time $t = \sigma_i \Delta t$, starting from the initial condition $\phi_i(\mathbf{x}, 0) = d_{\Sigma_i}(x)$. Here σ_i is the surface tension associated with phase Σ_i whereas the surface tension corresponding to the interface Γ_{ij} is $\frac{1}{2}(\sigma_i + \sigma_j)$.

Next, the Voronoi reconstruction step of the VIIM (that reallocates points among the phases) will be represented by the function R_v , which maps an n -tuple of functions (ϕ_1, \dots, ϕ_n) to an n -tuple of sets $\Omega_1, \Omega_2, \dots, \Omega_n$:

$$(\Omega_1, \Omega_2, \dots, \Omega_n) = R_v(\phi_1, \phi_2, \dots, \phi_n)$$

where

$$\Omega_i = \left\{ \mathbf{x} : \phi_i(\mathbf{x}) = \max_j \phi_j(\mathbf{x}) \right\}.$$

With this notation, the evolution of a multiphase system by the VIIM at the N -th time step with time step size Δt , $T = N\Delta t$, is given by

$$(3.3) \quad (R_v \circ \mathcal{S}_{\Delta t})^N(\Sigma_1, \Sigma_2, \dots, \Sigma_n).$$

In [16, 15], no extension of the algorithm is given to the far more general case of $\binom{n}{2}$ surface tensions; moreover, the mobilities of all the interfaces are assumed to be 1, with again no indication given for greater generality. The method is summarized by [Algorithm 3.1](#) and illustrated in [Figure 1](#).

Algorithm 3.1 The Voronoi Implicit Interface Method

- 1: Given $\Sigma_1^0, \Sigma_2^0, \dots, \Sigma_n^0$.
 - 2: Let $N = T/\Delta t$.
 - 3: **for** $k \leftarrow 1$ to N **do**
 - 4: Evolve each $\phi_i(\cdot, 0) = d_{\Sigma_i^{k-1}}$ by time $\sigma_i \Delta t$ by [3.2](#) to obtain $\phi_i(\cdot, \Delta t)$.
 - 5: Build the signed distance functions $d_{\Sigma_i^{k-1}(\Delta t, \epsilon)} = d_{\{\mathbf{x}: \phi_i(\mathbf{x}, \Delta t) \geq \epsilon\}}$.
 - 6: Construct the new phases $\Sigma_i^k = \{\mathbf{x} : d_{\Sigma_i^{k-1}(\Delta t, \epsilon)}(\mathbf{x}) = \max_j d_{\Sigma_j^{k-1}(\Delta t, \epsilon)}(\mathbf{x})\}$.
 - 7: **end for**
-

Saye and Sethian state in [15] that convergence to the desired motion is obtained by taking the double limit, $\lim_{\epsilon \rightarrow 0} \lim_{\Delta t \rightarrow 0}$ in (3.3), with $N = \frac{T}{\Delta t}$. However, they also discuss two other limiting procedures: the “coupled” limit, $\lim_{\epsilon = c\sqrt{\Delta t} \rightarrow 0^+}$, and the interchanged double limit, $\lim_{\Delta t \rightarrow 0} \lim_{\epsilon \rightarrow 0}$. In the case of equal surface tensions, the authors present numerical convergence studies for each of these three limits. In the case of unequal surface tension, they only cite qualitative evidence and only for the coupled limit. In the next section, we present highly accurate, exhaustive numerical convergence studies of the VIIM, in the equal and unequal surface tension cases, for *all* of these limits.

4. Testing the VIIM using Parameterized Curves. To carefully assess the convergence of the VIIM, we will implement it in \mathbb{R}^2 using *parameterized curves* to represent the interfaces $\Gamma_{ij} = (\partial\Sigma_i) \cap (\partial\Sigma_j)$, and test it on exact solutions away from topological changes. This will allow us to reach resolutions not easily attainable with the practical implementation of the algorithm for arbitrary initial data via implicit (level set) representation of the interfaces on a uniform grid. We stress that we are not advocating parametric representation in the context of the VIIM as a general numerical method, as it defeats the original purpose – painless handling of topological changes – of a level set based algorithm; we use it only to carry out reliable convergence studies.

Below, Section 4.1 recalls the well-known “Grim Reaper” exact solution of three phase motion by mean curvature, with equal and unequal surface tensions. Section 4.2 discusses in detail how each step of the VIIM is implemented via parametrized curves (front tracking). Finally, Section 4.3 presents the results of our numerical convergence study.

4.1. “Grim Reaper” Solution. “Grim Reapers” are a family of exact solutions to three-phase motion by mean curvature that include unequal surface tension and mobility cases. Our domain D will be $[0, \frac{1}{2}] \times [-\frac{1}{2}, 1] \subset \mathbb{R}^2$, and we will impose Neumann boundary conditions: interfaces intersect ∂D at right angles. In all our examples, the interface $\partial\Sigma_1(t)$ will be given as the graph of a function $f = f(x, t)$, at least on $t \in [0, \frac{18}{512}]$. The three phases $\Sigma_1(t)$, $\Sigma_2(t)$, and $\Sigma_3(t)$ will be described in

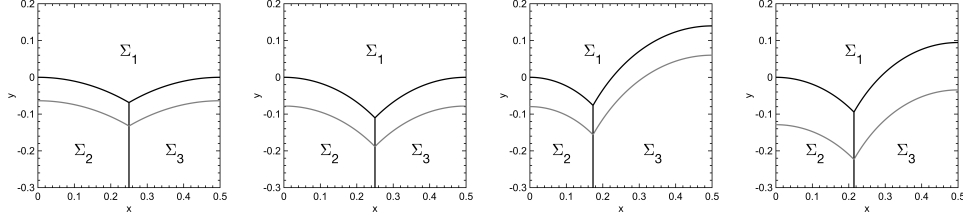


Fig. 2: “Grim Reaper” exact solutions for angles (left to right) $(120^\circ, 120^\circ, 120^\circ)$, $(90^\circ, 135^\circ, 135^\circ)$, $(75^\circ, 135^\circ, 150^\circ)$ with $\mu_i = 1$ and $(75^\circ, 135^\circ, 150^\circ)$ with $\mu_i = \frac{1}{\sigma_i}$. The black line is $t = 0$ and the gray line is $t = \frac{18}{512}$.

terms of $f(x, t)$ as follows:

$$\begin{aligned}\Sigma_1(t) &= \left\{ (x, y) : y \geq f(x, t) \right\} \\ \Sigma_2(t) &= \left\{ (x, y) : x \leq \beta \text{ and } y \leq f(x, t) \right\} \\ \Sigma_3(t) &= \left\{ (x, y) : x \geq \beta \text{ and } y \leq f(x, t) \right\}\end{aligned}$$

Below we list a number of specific grim reaper solutions that we use for convergence studies throughout the paper:

- $(\theta_1, \theta_2, \theta_3) = (120^\circ, 120^\circ, 120^\circ)$
 $(\sigma_{12}, \sigma_{13}, \sigma_{23}) = (1, 1, 1)$
 $\beta = \frac{1}{4}$

$$f(x, t) = \begin{cases} \frac{3}{2\pi} \log(\cos[\frac{2\pi}{3}x]) - \frac{2\pi}{3}t & \text{if } 0 \leq x \leq \frac{1}{4} \\ \frac{3}{2\pi} \log(\cos[\frac{2\pi}{3}(\frac{1}{2} - x)]) - \frac{2\pi}{3}t & \text{if } \frac{1}{4} < x \leq \frac{1}{2} \end{cases}$$

- $(\theta_1, \theta_2, \theta_3) = (90^\circ, 135^\circ, 135^\circ)$
 $(\sigma_{12}, \sigma_{13}, \sigma_{23}) = (1, 1, \sqrt{2})$
 $\beta = \frac{1}{4}$

$$f(x, t) = \begin{cases} \frac{1}{\pi} \log(\cos[\pi x]) - \pi t & \text{if } 0 \leq x \leq \frac{1}{4} \\ \frac{1}{\pi} \log(\cos[\pi(\frac{1}{2} - x)]) - \pi t & \text{if } \frac{1}{4} < x \leq \frac{1}{2} \end{cases}$$

- $(\theta_1, \theta_2, \theta_3) = (75^\circ, 135^\circ, 150^\circ)$
 $(\sigma_{12}, \sigma_{13}, \sigma_{23}) = (\frac{\sqrt{2}}{4} + \frac{\sqrt{6}}{4}, \frac{\sqrt{2}}{2}, \frac{1}{2})$
 $\beta = \frac{3}{46}(4\sqrt{2} - 3)$

$$f(x, t) = \begin{cases} \frac{1}{\frac{\pi}{6}(3+4\sqrt{2})} \log(\cos[\frac{\pi}{6}(3+4\sqrt{2})x]) - \frac{\pi}{12}(3+4\sqrt{2})t & \text{if } 0 \leq x \leq \frac{3}{46}(4\sqrt{2} - 3) \\ \frac{1}{\frac{\pi}{12}(3\sqrt{2}+8)} \log(\frac{-2}{\sqrt{2}} \cos[\frac{\pi}{12}(3\sqrt{2}+8)(\frac{1}{2}-x)]) - \frac{\pi}{12}(3+4\sqrt{2})t & \text{if } \frac{3}{46}(4\sqrt{2} - 3) < x \leq \frac{1}{2} \end{cases}$$

- $(\theta_1, \theta_2, \theta_3) = (75^\circ, 135^\circ, 150^\circ)$
 $(\sigma_{12}, \sigma_{13}, \sigma_{23}) = (\frac{\sqrt{2}}{4} + \frac{\sqrt{6}}{4}, \frac{\sqrt{2}}{2}, \frac{1}{2})$
 $\mu_{ij} = \frac{1}{\sigma_{ij}}$
 $\beta = \frac{3}{14}$

$$f(x, t) = \begin{cases} \frac{6}{7\pi} \log(\cos[\frac{7\pi}{6}x]) - \frac{7\pi}{6}t & \text{if } 0 \leq x \leq \frac{3}{14} \\ \frac{6}{7\pi} \log(\sqrt{2} \cos[\frac{7\pi}{6}(\frac{1}{2} - x)]) - \frac{7\pi}{6}t & \text{if } \frac{3}{14} < x \leq \frac{1}{2} \end{cases}$$

Figure 2 shows the exact solutions at time $t = 0$ and $t = \frac{18}{512}$. In the case where $\theta_2 = \theta_3$, $\Sigma_2(t)$ is the reflection of $\Sigma_3(t)$ around $x = \frac{1}{4}$, so we only need to track $\Sigma_1(t)$ and $\Sigma_2(t)$ on $[0, \frac{1}{4}] \times [-\frac{1}{2}, 1]$.

4.2. The VIIM via Parameterized Curves. We begin the section by describing two essential numerical procedures. The first finds the distance between a parameterized curve and a given point, and the second evolves a parameterized curve by curvature motion. We then discuss our implementation of the VIIM on the ‘‘Grim Reaper’’ test case using parameterized curves.

4.2.1. Distance Estimation for a Parameterized Curve. Finding the distance between a given point and a parameterized curve is important for constructing the ϵ level sets and for the Voronoi reconstruction step. To measure this distance with high accuracy we interpolate the parameterized curve with not-a-knot cubic splines [2]. Let $\{(x_i, y_i)\}_{i=1}^n$ be points on a curve that are given as the graph of a function of x and denote its cubic spline approximation as $\bar{f}(x)$. The cubic spline is a piecewise third order polynomial that is twice differentiable over $[x_1, x_n]$ with coordinates $y_i = \bar{f}(x_i)$. The signed distance between a given point (\tilde{x}, \tilde{y}) and the point which is closest to it on the aforementioned curve, is

$$\text{sgn}(\tilde{y} - \bar{f}(\tilde{x})) \min_{x \in [x_1, x_n]} \sqrt{(x - \tilde{x})^2 + (\bar{f}(x) - \tilde{y})^2}.$$

We find the minimum using Newton’s method (Algorithm 4.1).

Algorithm 4.1 Newton’s method for finding distance between a parameterized curve and a point

- 1: Given a point (\tilde{x}, \tilde{y}) , a cubic spline curve $y = \bar{f}(x)$, points $\{(x_i, y_i)\}_{i=1}^n$ with $y_i = \bar{f}(x_i)$ and tolerance δ :
- 2: Let $I = \arg \min_i (x_i - \tilde{x})^2 + (y_i - \tilde{y})^2$
- 3: Set $x = x_I$ to be the starting point in Newton’s method
- 4: **while** $|(x - \tilde{x}) + (\bar{f}(x) - \tilde{y})\bar{f}'(x)| \geq \delta$ **do**
- 5:

$$x \leftarrow x - \frac{(x - \tilde{x}) + (\bar{f}(x) - \tilde{y})\bar{f}'(x)}{1 + (\bar{f}'(x))^2 + (\bar{f}(x) - \tilde{y})\bar{f}''(x)}$$

6: **end while**

- 7: Output $\text{sgn}(\tilde{y} - \bar{f}(\tilde{x}))\sqrt{(x - \tilde{x})^2 + (\bar{f}(x) - \tilde{y})^2}$.
-

Newton’s method uses the first two derivatives of the cubic spline. The interpolant is known to converge to the true curve in C^2 [1].

While the foregoing discussion applies to a curve that is a function of x , the above techniques can be use for any simple curve by applying an appropriate change of variables. In general, distance functions are not differentiable everywhere, however we only use the distance function at differentiable points in the ‘‘Grim Reaper’’ cases we consider.

Table 1: Boundary Conditions for PDE (4.1)

| Case | x Boundary Condition | y Boundary Condition |
|--------------|------------------------|------------------------|
| $x(0) = 0$ | $x(-s) = -x(s)$ | $y(-s) = y(s)$ |
| $x(L) = .25$ | $x(L+s) = .5 - x(L-s)$ | $y(L+s) = y(L-s)$ |
| $y(L) = -.5$ | $x(L+s) = x(L-s)$ | $y(L+s) = -1 - y(L-s)$ |

4.2.2. Curvature Motion for a Parameterized Curve. Curvature motion for a parameterized curve, $\gamma(s, t) : [0, L] \times \mathbb{R}^+ \rightarrow \mathbb{R}^2$, is described by:

$$(4.1) \quad \gamma_t = \partial_s \left(\frac{\gamma_s}{|\gamma_s|} \right) \frac{1}{|\gamma_s|}$$

The differential equation (4.1) is implemented by a fully implicit Euler scheme where each iteration involves solving multiple tridiagonal linear systems. The scheme in time and space is

$$-\frac{\delta t}{h_i^{k+1} h_{i-\frac{1}{2}}^{k+1}} \gamma_{i-1}^{k+1} + \left[1 + \frac{\delta t}{h_i^{k+1}} \left(\frac{1}{h_{i-\frac{1}{2}}^{k+1}} + \frac{1}{h_{i+\frac{1}{2}}^{k+1}} \right) \right] \gamma_i^{k+1} - \frac{\delta t}{h_i^{k+1} h_{i+\frac{1}{2}}^{k+1}} \gamma_{i+1}^{k+1} = \gamma_i^k$$

where $h_i^k = \frac{1}{2} |\gamma_{i-1}^k - \gamma_{i+1}^k|$, $h_{i+\frac{1}{2}}^k = |\gamma_i^k - \gamma_{i+1}^k|$ and δt is the time step size for the finite difference scheme (different than $\sigma \Delta t$, the total time we evolve the curve between reconstructions). At each step we use the Newton iteration

$$-\frac{\delta t}{h_i^{k(l)} h_{i-\frac{1}{2}}^{k(l)}} \gamma_{i-1}^{k(l+1)} + \left[1 + \frac{\delta t}{h_i^{k(l)}} \left(\frac{1}{h_{i-\frac{1}{2}}^{k(l)}} + \frac{1}{h_{i+\frac{1}{2}}^{k(l)}} \right) \right] \gamma_i^{k(l+1)} - \frac{\delta t}{h_i^{k(l)} h_{i+\frac{1}{2}}^{k(l)}} \gamma_{i+1}^{k(l+1)} = \gamma_i^k$$

until $|\sum_{i=0}^N h_i^{k(l)} - \sum_{i=0}^N h_i^{k(l+1)}| < \delta$ for a small $\delta > 0$ and then set $\gamma^{k+1} = \gamma^{k(l)}$.

We detail how we handle all the boundary conditions in the $\theta_2 = \theta_3$ case in [Table 1](#). Then $\gamma(s, \Delta t)$ is given by γ^K for $K = \frac{\sigma \Delta t}{\delta t}$ with initial value $\gamma^0 = \gamma(s, 0)$.

4.2.3. The Implementation of the VIIM using Parameterized Curves.

With these two tools in hand we can implement the VIIM using parameterized curves. At every iterate we track a series of (x, y) points that parameterize the interface of the sets. We will first consider the the case where $\theta_2 = \theta_3$ (see the first two images in [Figure 2](#)). Since Σ_3^k is the reflection of Σ_2^k around $x = .25$ we only need to track the interface Γ_{12} . The interface Γ_{12} remains a function of x at every time step. Thus to parameterize Γ_{12} , we fix x values in $[0, .25]$ and update corresponding y values for each step in the VIIM. The simulation of mean curvature motion for time T using parameterized curves is detailed below:

1. Choose Δt , the time between reconstructions, and n , the number of points. Set $N = T/\Delta t$.
2. Pick $\{x_i\}_{i=1}^n \in [0, .25]$ and set $y_i^0 = f(x_i, 0)$. In our implementation x_i 's are chosen so that $(x_{i-1} - x_i)^2 + (f(x_{i-1}, 0) - f(x_i, 0))^2$ are all equal for $i = 2, 3, \dots, n$.
3. For $k = 1, \dots, N$ do the following steps:
 - (a) Build parameterization $\gamma^{\epsilon+} = \{(x, y) : d_{\Sigma_1^{k-1}}(x, y) = \epsilon\}$: For each x_i , we find $y_i^{\epsilon+}$ such that $d_{\Sigma_1^{k-1}}(x_i, y_i^{\epsilon+}) = \epsilon$, then $(x_i, y_i^{\epsilon+})$ is a parameteriza-

tion of $\gamma^{\epsilon+}$. To find $d_{\Sigma_1^{k-1}}(x_i, y_i^{\epsilon+}) = \epsilon$, we use the secant method

$$(4.2) \quad \bar{y}^n \leftarrow \bar{y}^{n-1} + (d_{\Sigma_1^{k-1}}(x_i, \bar{y}^{n-1}) - \epsilon) \left(\frac{\bar{y}^{n-1} - \bar{y}^{n-2}}{d_{\Sigma_1^{k-1}}(x_i, \bar{y}^{n-1}) - d_{\Sigma_1^{k-1}}(x_i, \bar{y}^{n-2})} \right)$$

until $|d_{\Sigma_1^{k-1}}(x_i, \bar{y}^n) - \epsilon| < \delta$ for $\delta > 0$ and $h > 0$.

- (b) Build parameterization $\gamma^{\epsilon-} = \{(x, y) : d_{\Sigma_2^{k-1}}(x, y) = \epsilon\}$: We let $x_i^{\epsilon-} = x_i \frac{.25 - \epsilon}{.25}$ and find $y_i^{\epsilon-}$ such that $d_{\Sigma_2^{k-1}}(x_i^{\epsilon-}, y_i^{\epsilon-}) = \epsilon$ using the secant method. Then

$$\gamma_i^{\epsilon-} = \begin{cases} (x_i^{\epsilon-}, y_i^{\epsilon-}) & \text{if } i \leq n \\ \left(x_n^{\epsilon-}, y_n^{\epsilon-} + (i - n) \frac{(-.5 - y_n^{\epsilon-})}{M} \right) & \text{if } n + 1 \leq i \leq n + m \end{cases}$$

for some choice of m . We choose m such that

$$\frac{(-.5 - y_n^{\epsilon-})}{m} \approx \sqrt{(x_{n-1}^{\epsilon-} - x_n^{\epsilon-})^2 + (y_{n-1}^{\epsilon-} - y_n^{\epsilon-})^2}.$$

- (c) Evolve $\gamma^{\epsilon+}$ and $\gamma^{\epsilon-}$ by (4.1) for time $\sigma_1 \Delta t$ and $\sigma_2 \Delta t$ respectively. Now $\gamma^{\epsilon+} = \partial \Sigma_1^{k-1}(\Delta t, \epsilon)$ and $\gamma^{\epsilon-} = \partial \Sigma_2^{k-1}(\Delta t, \epsilon)$.
(d) For each x_i find \tilde{y}_i such that

$$d_{\Sigma_1^{k-1}(\Delta t, \epsilon)}(x_i, \tilde{y}_i) = d_{\Sigma_2^{k-1}(\Delta t, \epsilon)}(x_i, \tilde{y}_i).$$

We find \tilde{y}_i using the secant method (the update is similar to (4.2)). To use $\gamma^{\epsilon-}$ to calculate $d_{\Sigma_2(\Delta t, \epsilon)}(x, y)$, we apply a change of coordinates to make $\gamma^{\epsilon-}$ a function of x .

- (e) Then assign each \tilde{y}_i to y_i^k .

4. Then $\{(x_i, y_i^N)\}_{i=1}^n$ gives a parameterization of the interface Γ_{12} at time T .

4.3. Experimental Results. In experiments with the VIIM, it suffices to focus on the symmetric cases $\theta_2 = \theta_3$ to demonstrate non-convergence. Denote the output of the VIIM at time T by $\widehat{\Sigma}_j(T)$ and the true solution by $\Sigma_j(T)$. We track essentially the relative error (RE) of the area of symmetric difference in phase Σ_1 :

$$(4.3) \quad \frac{|\widehat{\Sigma}_1(T) \Delta \Sigma_1(T)|}{|\Sigma_1(T) \Delta \Sigma_1(0)|}$$

but restricted to $\{(x, y) : 0 \leq x \leq 0.21\}$ to exclude a small neighborhood around the junction at $x = \frac{1}{4}$.

Each of the simulations uses the following parameters

- The total time the system is evolved: $T = 18/512$.
- Number of points tracked on the parameterized curve: $n = 2048$.
- Step size in (4.1): $\delta t = 2^{-12} \sigma \Delta t$.
- In the equal surface tension case ($\theta_1 = 120^\circ$): $\sigma_1 = \sigma_2 = 1$
- We use $\theta_1 = 90^\circ$ in our test for the unequal surface tension case, so that $\sigma_1 = 2 - \sqrt{2}$ and $\sigma_2 = \sqrt{2}$

Table 2: $\lim_{\epsilon \rightarrow 0^+} \lim_{\Delta t \rightarrow 0}$
 $\theta_1 = 120^\circ$

| Δt | ϵ | RE | Order |
|------------|-------------|--------|-------|
| 2^{-13} | $2^{-28/4}$ | 0.0339 | - |
| 2^{-14} | $2^{-29/4}$ | 0.0269 | 0.33 |
| 2^{-15} | $2^{-30/4}$ | 0.0214 | 0.33 |
| 2^{-16} | $2^{-31/4}$ | 0.0172 | 0.32 |

Table 3: $\lim_{\epsilon \rightarrow 0^+} \lim_{\Delta t \rightarrow 0}$
 $\theta_1 = 90^\circ$

| Δt | ϵ | RE | Order |
|------------|-------------|--------|-------|
| 2^{-13} | $2^{-28/4}$ | 0.0361 | - |
| 2^{-14} | $2^{-29/4}$ | 0.0517 | - |
| 2^{-15} | $2^{-30/4}$ | 0.0667 | - |
| 2^{-16} | $2^{-31/4}$ | 0.0813 | - |

Table 4: $\lim_{\epsilon=c\sqrt{\Delta t} \rightarrow 0^+}$
 $\theta_1 = 120^\circ$

| Δt | RE: $c = 4$ | Order | RE: $c = 2$ | Order |
|------------|-------------|-------|-------------|-------|
| 2^{-13} | 0.1675 | - | 0.0833 | - |
| 2^{-14} | 0.1078 | 0.636 | 0.0561 | 0.572 |
| 2^{-15} | 0.0714 | 0.595 | 0.0383 | 0.551 |
| 2^{-16} | 0.0482 | 0.566 | 0.0264 | 0.537 |

Refining in δt or N did not significantly change the relative error. Additionally, we simulate the formal limit, $\lim_{\epsilon \rightarrow 0^+} \lim_{\Delta t \rightarrow 0}$, by setting $\epsilon \propto \Delta t^{1/4}$.

The results are collected in [Table 2](#) through [Table 7](#). In none of the limit cases does the unequal surface tension case converge to the correct curve. This is seen in the non-vanishing relative error for $\theta_1 \neq 120^\circ$. Later we will give an alternative to the Voronoi reconstruction step that, in our numerical tests, converges in the unequal surface case.

5. Threshold Dynamics. In this section we present convergence studies for the threshold dynamics algorithm of [\[5\]](#) using the parametrized curve implementation developed above. There is by now ample evidence, including a conditional proof [\[9\]](#), for the convergence of this algorithm to the correct limit, including very general unequal surface tensions cases. This section is thus meant as a verification of the parametrized curve implementation (rather than threshold dynamics, which is not in doubt), and give confidence to the non-convergence results it yielded on the VIIM, presented in the previous section.

We use the following parameters:

- Each of the following simulations is evolved for time $T = 18/512$.
- For the equal surface tension case $\theta_1 = 120^\circ$, we use $\sigma_{12} = \sigma_{13} = \sigma_{23} = 1$.
- For the unequal surface tension case with $\theta_1 = 90^\circ$, we use $\sigma_{12} = \sigma_{13} = 1$ and $\sigma_{23} = \sqrt{2}$.

The results are in [Table 8](#) and [Table 9](#). We see convergence to the correct solution, including in the unequal surface tension case, bolstering our confidence in the algorithm and the parametrized curve implementation developed and used in this paper. It is thus highly unlikely that the non-convergence observed in the previous section with the VIIM is due to the parametrized curve representation; it is likely due to the VIIM itself.

Table 5: $\lim_{\epsilon=c\sqrt{\Delta t} \rightarrow 0^+}$
 $\theta_1 = 90^\circ$

| Δt | RE: $c = 4$ | Order | RE: $c = 2$ | Order |
|------------|-------------|-------|-------------|-------|
| 2^{-13} | 0.0256 | - | 0.0524 | - |
| 2^{-14} | 0.0826 | - | 0.0791 | - |
| 2^{-15} | 0.1166 | - | 0.0963 | - |
| 2^{-16} | 0.1379 | - | 0.1077 | - |

Table 6: $\lim_{\Delta t \rightarrow 0}$ with $\epsilon = 0$
 $\theta_1 = 120^\circ$

| Δt | RE | Order |
|------------|--------|-------|
| 2^{-13} | 0.0071 | - |
| 2^{-14} | 0.0050 | 0.51 |
| 2^{-15} | 0.0035 | 0.51 |
| 2^{-16} | 0.0025 | 0.50 |
| 2^{-17} | 0.0017 | 0.50 |
| 2^{-18} | 0.0012 | 0.50 |
| 2^{-19} | 0.0009 | 0.50 |

Table 7: $\lim_{\Delta t \rightarrow 0}$ with $\epsilon = 0$
 $\theta_1 = 90^\circ$

| Δt | RE | Order |
|------------|--------|-------|
| 2^{-13} | 0.0056 | - |
| 2^{-14} | 0.0065 | - |
| 2^{-15} | 0.0071 | - |
| 2^{-16} | 0.0075 | - |
| 2^{-17} | 0.0077 | - |
| 2^{-18} | 0.0078 | - |
| 2^{-19} | 0.0079 | - |

6. Correcting the VIIM: Dictionary Mapping. Before the variational formulation of threshold dynamics given in [5] extended the original algorithm of [10] from equal to arbitrary surface tensions in a systematic manner, a more heuristic extension was proposed by Ruuth in [14]. In this approach, a projection step is employed to “force” the correct Herring angle conditions at any triple junction, while multiple (≥ 4) junctions are treated more heuristically. Ruuth’s projection is designed so that the stationary configuration for the underlying curvature flow of three flat interfaces meeting at a triple junction with the correct Herring angles remains *fixed* under one iteration of the overall algorithm. Motivated by Ruuth’s approach, in this section we propose a new algorithm: the dictionary mapping implicit interface method (DMIIM), which replaces the Voronoi reconstruction step of the VIIM with a *dictionary reconstruction step* that is designed to have as a fixed point three flat interfaces meeting with the correct Herring angles. A heuristic extension to arbitrary number of phases, much as in [14], is also discussed. While an analogue of the more systematic approach of [5] would be more satisfactory, no such variational formulation for the VIIM (that is simple and efficient to implement) is currently available – a matter that remains under investigation.

We describe dictionary reconstruction in the case of three phases. The first step is to build a *template map* for a triple junction of interfaces with surface tensions σ_1 , σ_2 , and σ_3 . To that end, let $(\theta_1, \theta_2, \theta_3)$ be the triple junction angles corresponding to these surface tensions as given by equation (2.3), and fix a time step size Δt . Let $\Omega_i(0)$ for $i \in \{1, 2, 3\}$ denote the sector

$$\Omega_i(0) = \left\{ (\theta, r) : r \geq 0 \text{ and } \sum_{j=0}^{i-1} \theta_j \leq \theta \leq \sum_{j=0}^i \theta_j \right\}$$

Table 8: Threshold Dynamics
 $\theta_1 = 120^\circ$

| Δt | n | RE | Order |
|------------|-------|--------|-------|
| 2^{-13} | 512 | 0.0081 | - |
| 2^{-14} | 1024 | 0.0056 | 0.523 |
| 2^{-15} | 2048 | 0.0039 | 0.515 |
| 2^{-16} | 4096 | 0.0028 | 0.510 |
| 2^{-17} | 8192 | 0.0019 | 0.507 |
| 2^{-18} | 16384 | 0.0014 | 0.504 |
| 2^{-19} | 32768 | 0.0010 | 0.504 |

Table 9: Threshold Dynamics
 $\theta_1 = 90^\circ$

| Δt | n | RE | Order |
|------------|-------|--------|-------|
| 2^{-13} | 512 | 0.0095 | - |
| 2^{-14} | 1024 | 0.0067 | 0.516 |
| 2^{-15} | 2048 | 0.0047 | 0.511 |
| 2^{-16} | 4096 | 0.0033 | 0.507 |
| 2^{-17} | 8192 | 0.0023 | 0.505 |
| 2^{-18} | 16384 | 0.0016 | 0.505 |
| 2^{-19} | 32768 | 0.0012 | 0.501 |

in polar coordinates, with the proviso $\theta_0 = 0$. Let $\Omega_i(\Delta t)$ be the evolution of $\Omega_i(0)$ via motion by mean curvature for time $\sigma_i \Delta t$. Recall that $d_{\Omega_i(\Delta t)}$ is the signed distance function to $\Omega_i(\Delta t)$, see (3.1). We will define the *template map*, $\Phi : \mathbb{R}^2 \rightarrow \mathbb{R}^3$, as

$$(6.1) \quad \Phi(x, y) = (d_{\Omega_1(\Delta t)}(x, y), d_{\Omega_2(\Delta t)}(x, y), d_{\Omega_3(\Delta t)}(x, y))$$

and define the *template surface* $S \subset \mathbb{R}^3$ as the image of \mathbb{R}^2 under Φ . The template map, Φ , maps points in \mathbb{R}^2 to distances to the evolved sectors. The map Φ is injective and we will use $\Phi^{-1} : S \rightarrow \mathbb{R}^2$ in our reconstruction algorithm.

Recall in the VIIM that Σ_i^k is phase i at time step k . We describe how the DMIM reconstructs the new phases, Σ_1^{k+1} , Σ_2^{k+1} , and Σ_3^{k+1} from $\Sigma_1^k(\Delta t)$, $\Sigma_2^k(\Delta t)$, and $\Sigma_3^k(\Delta t)$. Define $\Pi_S : \mathbb{R}^3 \rightarrow \mathbb{R}^3$ as the closest point projection onto S (with respect to the standard Euclidean distance in \mathbb{R}^3). We define the reconstructed phases at the $(k+1)$ -st time step as

$$(6.2) \quad \Sigma_i^{k+1} = \left\{ \mathbf{z} \in D : \Phi^{-1} \circ \Pi_S(d_{\Sigma_1^k(\Delta t)}(\mathbf{z}), d_{\Sigma_2^k(\Delta t)}(\mathbf{z}), d_{\Sigma_3^k(\Delta t)}(\mathbf{z})) \in \Omega_i(0) \right\}.$$

We are thus assigning the point \mathbf{z} to the phase (or phases) whose corresponding sector contains the preimage of

$$\Pi_S(d_{\Sigma_1(\Delta t)}(\mathbf{z}), d_{\Sigma_2(\Delta t)}(\mathbf{z}), d_{\Sigma_3(\Delta t)}(\mathbf{z})) \in S$$

under the one-to-one map Φ . The configuration $(\Omega_1(0), \Omega_2(0), \Omega_3(0))$ is clearly fixed under the DMIM algorithm, which thus treats a triple junction with the correct Herring angles and straight interfaces exactly as it should. (Note that having these triple junctions fixed is a reassuring but not necessary condition for convergence of such algorithms; e.g. threshold dynamics [5] does not have this property in general). See Figure 3 for a schematic of dictionary reconstruction.

Given the surface tensions $(\sigma_1, \sigma_2, \sigma_3)$ and a time step size $\Delta t > 0$, the corresponding projection surface S is neither bounded nor smooth. Moreover, at its non-empty ridge, the closest point projection map $\Pi_S : \mathbb{R}^3 \rightarrow S$ contains multiple points. However, $\Pi_S(\mathbf{x})$ is non-empty at any $\mathbf{x} \in \mathbb{R}^3$.

The following two claims ensure that Π_S is well defined (i.e. $\Pi_S(\mathbf{x})$ contains a single point) and smooth in a neighborhood of the vacuum and overlap regions formed

by evolving each phase by mean curvature motion, starting from an initial configuration of three smooth curves meeting at almost the correct Herring angles. The claims are straightforward but tedious to check, so the proofs are omitted.

The first concerns the surface S and follows from properties of the self-similar solution of curvature motion discussed in [subsection 6.1](#):

CLAIM 6.1. *Given $\mathbf{r} = (r_1, r_2, r_3) \in (\mathbb{R}^+)^3$, let $T_{\mathbf{r}} = \cap_{j=1}^3 \{\mathbf{x} \in \mathbb{R}^2 : d_{\Omega_j(0)}(\mathbf{x}) < r_j\}$ denote a neighborhood of the stationary triple junction with the exact Herring angles. There exists $\mathbf{r} > \mathbf{0}$ and $\varepsilon > 0$ such that the closest point projection map $\Pi_S : \mathbb{R}^3 \rightarrow S$ is well defined and smooth on $N_\varepsilon = \{\mathbf{x} \in \mathbb{R}^3 : d(\mathbf{x}, \Phi(T_{\mathbf{r}})) < \varepsilon\}$.*

The second can be checked e.g. using the comparison principle satisfied by motion by mean curvature:

CLAIM 6.2. *Let $\mathbf{r}, \varepsilon, T_{\mathbf{r}}$, and N_ε be as in Claim 1. Let $(\partial\Sigma_i(0)) \cap (\partial\Sigma_j(0))$, $i \neq j$, be smooth curves meeting at a triple junction with angles $(\theta'_1, \theta'_2, \theta'_3)$. There exist $\delta > 0$ and $T > 0$ such that if $\|(\theta_1, \theta_2, \theta_3) - (\theta'_1, \theta'_2, \theta'_3)\| \leq \delta$ and $\Delta t \leq T$, then*

$$\frac{1}{\sqrt{\Delta t}}(d_{\Sigma_1(\Delta t)}(\mathbf{x}), d_{\Sigma_2(\Delta t)}(\mathbf{x}), d_{\Sigma_3(\Delta t)}(\mathbf{x})) \in N_\varepsilon \text{ for any } \mathbf{x} \in \bigcup_{\substack{0 \leq t \leq \Delta t \\ j \in \{1,2,3\}}} \partial\Sigma_j(t).$$

We next explain one way to extend the DMIIM algorithm just described for three phases to the n -phase setting. Let $\sigma_1, \sigma_2, \dots, \sigma_n$ be the surface tensions associated with the n phases. Let $\mathbf{I}(\mathbf{z}, \cdot) : \{1, 2, \dots, n\} \rightarrow \{1, 2, \dots, n\}$ be a bijection (permutation of the indices) so that

$$d_{\Sigma_{\mathbf{I}(\mathbf{z},1)}^k(\Delta t)}(\mathbf{z}) \geq d_{\Sigma_{\mathbf{I}(\mathbf{z},2)}^k(\Delta t)}(\mathbf{z}) \geq \dots \geq d_{\Sigma_{\mathbf{I}(\mathbf{z},n)}^k(\Delta t)}(\mathbf{z})$$

so that $\mathbf{I}(\mathbf{z}, j)$ is the label of the phase with the j -th largest signed distance function at the point \mathbf{z} . Our simple extension, similar to the one in [14], is to allocate each \mathbf{z} using the very same dictionary mapping discussed above, where the three phases used in the construction of the projection surface are the closest three to \mathbf{z} . Under this rule the new sets become

$$(6.3) \quad \Sigma_j^{k+1} = \left\{ \mathbf{z} \in D : \mathbf{I}^{-1}(\mathbf{z}, j) \leq 3 \text{ and } \Phi^{-1} \circ \Pi_S(d_{\Sigma_{\mathbf{I}(\mathbf{z},1)}^k(\Delta t)}(\mathbf{z}), d_{\Sigma_{\mathbf{I}(\mathbf{z},2)}^k(\Delta t)}(\mathbf{z}), d_{\Sigma_{\mathbf{I}(\mathbf{z},3)}^k(\Delta t)}(\mathbf{z})) \in \Omega_{\mathbf{I}^{-1}(\mathbf{z},j)}(0) \right\}$$

where Ω_j for $j \in \{1, 2, 3\}$, the map Φ and the surface S are constructed at each $\mathbf{z} \in D$ as in the three phase case, using the surface tensions $\sigma_{\mathbf{I}(\mathbf{z},1)}$, $\sigma_{\mathbf{I}(\mathbf{z},2)}$, and $\sigma_{\mathbf{I}(\mathbf{z},3)}$. High degree junctions are thus treated heuristically by this method. Indeed, it is not hard to come up with alternatives to the simple extension (6.3) explained above. Although we expect all such natural extensions to behave mostly the same, subtle differences between them cannot be ruled out at this point. We took the simplest example (6.3), and will show that it behaves reasonably in [subsection 6.5](#).

The DMIIM also allows some control over mobilities. Each phase Σ_i can be assigned a mobility μ_i . In the evolution step the level sets are evolved for time $\mu_i \sigma_i \Delta t$ by 3.2. The mobility at the interface Γ_{ij} becomes

$$(6.4) \quad \mu_{ij} = \frac{\mu_i \sigma_i + \mu_j \sigma_j}{2\sigma_{ij}}.$$

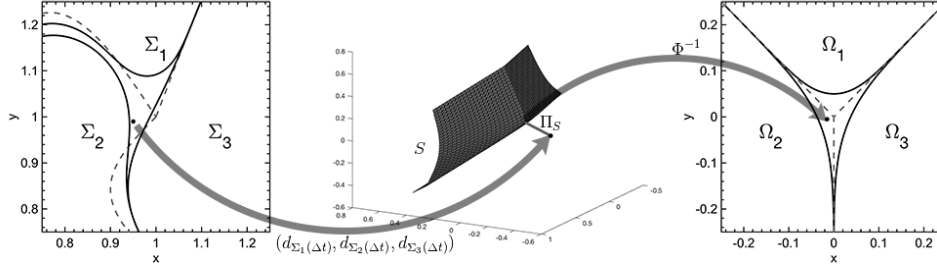


Fig. 3: A schematic of the dictionary reconstruction step. The dashed lines are the interfaces at $T = 0$ and the solid lines are sets at time $T = \Delta t$. In this example the point would be allocated to Σ_2 .

To construct the template surface, each $\Omega_i(t)$ is evolved for $\sigma_i \mu_i t$. With this extra flexibility, the DMIIM allows the specification of the $\binom{n}{2}$ physically relevant surface tensions at the interfaces, Γ_{ij} , and the products, $\mu_i \sigma_i$, for each phase. The mobility at the interface Γ_{ij} is constrained by (6.4). We give an example in subsection 6.5.

Algorithm 6.1 details the steps in the DMIIM. In the next two subsections we describe how to find $\Omega_i(\Delta t)$ with high accuracy and how the projection is preformed.

Algorithm 6.1 Dictionary Mapping Implicit Interface Method

- 1: Given $\Sigma_1^0, \Sigma_2^0, \dots, \Sigma_n^0$, $\sigma_1, \sigma_2, \dots, \sigma_n$, $\mu_1, \mu_2, \dots, \mu_n$, Δt , and T .
- 2: Let $N = T/\Delta t$.
- 3: **for** $k \leftarrow 1$ to N **do**
- 4: Evolve each $\Sigma_i^k(0)$ by time $\mu_i \sigma_i \Delta t$ to get $\Sigma_i^k(\Delta t)$.
- 5: Construct the new phases

$$\Sigma_i^{k+1} = \left\{ \mathbf{z} \in D : \mathbf{I}^{-1}(\mathbf{z}, j) \leq 3 \text{ and} \right. \\ \left. \Phi^{-1} \circ \Pi_S(d_{\Sigma_{\mathbf{I}^{-1}(\mathbf{z},1)}^k(\Delta t)}(\mathbf{z}), d_{\Sigma_{\mathbf{I}^{-1}(\mathbf{z},2)}^k(\Delta t)}(\mathbf{z}), d_{\Sigma_{\mathbf{I}^{-1}(\mathbf{z},3)}^k(\Delta t)}(\mathbf{z})) \in \Omega_{\mathbf{I}^{-1}(\mathbf{z},j)}(0) \right\}$$

6: **end for**

6.1. Self-Similar Solution to Curvature Motion. Building the template map in the DMIIM algorithm requires precomputing the solution of motion by mean curvature of a sector (denoted $\Omega(t)$ in the previous section) to high accuracy. The set $\Omega(t)$ is related to a self-similar solution of mean curvature motion; thus the computation of $\Omega(t)$ can be reduced to following ODE:

$$(6.5) \quad \begin{aligned} \phi''(x) &= \frac{1}{2}(\phi(x) - x\phi'(x))(1 + (\phi'(x))^2) \\ \phi'(0) &= 0 \\ \lim_{x \rightarrow \infty} \phi(x) &= \infty \\ \phi(0) &= \phi_0 > 0 \end{aligned}$$

on the domain $x \in (-\infty, \infty)$ and ϕ is even. Instead of the last condition of (6.5), we could specify a M such that $\lim_{x \rightarrow \infty} \phi'(x) = M > 0$. There is a bijective map between ϕ_0 and M [8]. We next explain how (6.5) arises.

For a curve given as the graph of a function $u(x, t)$, motion by curvature is described by the PDE

$$u_t = \frac{u_{xx}}{1 + u_x^2}.$$

When $u(x, t = 0) = M|x|$ for some M then

$$u(x, t) = \sqrt{t}\phi(x/\sqrt{t})$$

where ϕ satisfies (6.5). Let the positive y-axis bisect the sector $\Omega(0)$ with angle θ , then $\partial\Omega(0) = M|x|$ for $M = \cot(\theta/2)$ and

$$\Omega(t) = \{(x, y) : y \geq \sqrt{t}\phi(x/\sqrt{t})\}.$$

To find the numerical solution to the ODE (6.5), we use the Newton iteration

$$(6.6) \quad \left[\frac{2}{h^2} - \frac{x_i}{2h} - \frac{x_i}{2h} \left(\frac{\phi_{i+1}^k - \phi_{i-1}^k}{2h} \right)^2 \right] \phi_{i-1}^{k+1} - \left[\frac{4}{h^2} + 1 + \left(\frac{\phi_{i+1}^k - \phi_{i-1}^k}{2h} \right)^2 \right] \phi_i^{k+1}$$

$$(6.7) \quad + \left[\frac{2}{h^2} + \frac{x_i}{2h} + \frac{x_i}{2h} \left(\frac{\phi_{i+1}^k - \phi_{i-1}^k}{2h} \right)^2 \right] \phi_{i+1}^{k+1} = 0$$

for $x_0 = 0$ and x_N being sufficiently large. The boundary conditions are $\phi_{-1} = \phi_1$ and $\phi_N = Mx_N$. Below we prove that ϕ_N is close to Mx_N as long as we choose x_N large enough, justifying the second boundary condition. We offer an improved bound over

$$(6.8) \quad \phi(x) = Mx + o\left(\frac{1}{x}\right), \text{ as } x \rightarrow \infty.$$

given in [8], where the ODE was previously studied. The improved bound implies we do not need to take x_N so large. In our simulations we choose x_N to be 10.

CLAIM 6.3. *For a function $\phi(x)$ satisfying (6.5) the following bounds holds:*

$$\begin{aligned} |\phi(x) - xM| &\leq C_0 e^{-\frac{x^2(1+M^2)}{4}}, \quad x \geq 0 \\ |\phi'(x) - M| &\leq \frac{C_0}{x} e^{-\frac{x^2(1+M^2)}{4}}, \quad x > 0 \\ |\phi''(x)| &\leq C_1 e^{-\frac{x^2(1+M^2)}{4}}, \quad x \geq 0 \end{aligned}$$

where C_0 and C_1 only depend on ϕ_0 (or M).

We first need the following lemmas

LEMMA 6.4. *The function ϕ satisfies the following properties:*

1. $\phi''(x) > 0$.
2. $0 \leq \phi'(x) < M$.
3. $\phi(x) > xM$.

Proof. The proof of property 1 is given in [8]. As a result of $\phi''(x) > 0$, $\phi'(x)$ is a strictly increasing function with $\lim_{x \rightarrow \infty} \phi'(x) = M$, so property 2 follows. To prove property 3, let $h(x) = \phi(x) - xM$ on $x \geq 0$. By (6.8) $\lim_{x \rightarrow \infty} h(x) = 0$ and property 2 implies $h'(x) = \phi'(x) - M < 0$. Thus $h(x) > 0$ for all $x \geq 0$. \square

LEMMA 6.5. *The function ϕ satisfies the first order differential equation*

$$\exp\left(\frac{\phi^2(0)}{2}\right)\phi^2(0) = (\phi(x) - x\phi'(x))^2 \exp\left(\frac{x^2}{2} + \frac{\phi^2(x)}{2}\right)(1 + (\phi'(x))^2)^{-1}.$$

Proof. Rearrange

$$(6.9) \quad \phi''(\tilde{x}) = \frac{1}{2}(\phi(\tilde{x}) - \tilde{x}\phi'(\tilde{x}))(1 + (\phi'(\tilde{x}))^2)$$

to

$$\frac{-2\tilde{x}\phi''(\tilde{x})}{\phi(\tilde{x}) - \tilde{x}\phi'(\tilde{x})} = -\tilde{x} + \tilde{x}(\phi'(\tilde{x}))^2.$$

By integrating both sides from 0 to x we obtain

$$(6.10) \quad 2\log(\phi(x) - x\phi'(x)) - 2\log(\phi_0) = -\frac{1}{2}x^2 - \int_0^x \tilde{x}(\phi'(\tilde{x}))^2 d\tilde{x}.$$

Now rearrange (6.9) to

$$\frac{2\phi'(\tilde{x})\phi''(\tilde{x})}{1 + (\phi'(\tilde{x}))^2} = \phi(\tilde{x})\phi'(\tilde{x}) - \tilde{x}(\phi'(\tilde{x}))^2.$$

By integrating both sides from 0 to x we obtain

$$(6.11) \quad \log(1 + (\phi'(x))^2) = \frac{1}{2}\phi^2(x) - \frac{1}{2}\phi_0^2 - \int_0^x \tilde{x}(\phi'(\tilde{x}))^2 d\tilde{x}.$$

Both (6.10) and (6.11) have a $-\int_0^x \tilde{x}(\phi'(\tilde{x}))^2 d\tilde{x}$ term. Solving for that term in (6.10) and (6.11) and setting the equations equal to each other results in

$$\log(1 + (\phi'(x))^2) - \frac{1}{2}\phi^2(x) + \frac{1}{2}\phi_0^2 = 2\log(\phi(x) - x\phi'(x)) - 2\log(\phi_0) + \frac{1}{2}x^2.$$

The conclusion of the lemma follows from taking the exponential of both sides. \square

Using the above two lemmas we can establish [Claim 6.3](#):

Proof. (Of [Claim 6.3](#)) Applying the lemmas we have

$$\begin{aligned} & (\phi(x) - x\phi'(x))^2 \\ &= \exp\left(-\frac{x^2}{2} + \frac{\phi_0^2}{2} - \frac{\phi^2(x)}{2}\right)(1 + (\phi'(x))^2)\phi_0^2 \\ &\leq \exp\left(-\frac{x^2}{2} - \frac{(Mx)^2}{2}\right)(1 + M^2)\phi_0^2 \exp\frac{\phi_0^2}{2} \end{aligned}$$

Additionally, invoking inequalities 2 and 3 from [Lemma 6.4](#).

$$|\phi(x) - x\phi'(x)| = |\phi(x) - xM + xM - x\phi'(x)| = |\phi(x) - xM| + |xM - x\phi'(x)|.$$

The first inequality follows from observing that $|\phi(x) - xM| < |\phi(x) - x\phi'(x)|$ and the second from $|M - \phi'(x)| < \frac{1}{x}|\phi(x) - x\phi'(x)|$ for $x > 0$. Then using (6.9) $|\phi''(x)| \leq \frac{1}{2}|\phi(x) - x\phi'(x)|(1 + M^2)$ and the third inequality follows. \square

6.2. Projecting onto the Template Surface. Another important step in the DMIIM algorithm introduced in [section 6](#) is the closest point projection onto the template surface. Here, we discuss the details of a highly accurate method for projecting an arbitrary point $\mathbf{w} \in \mathbb{R}^3$ onto the template surface $S = \{\Phi(x, y) : (x, y) \in \mathbb{R}^2\}$ for the template map Φ defined in [\(6.1\)](#). Define the function

$$(6.12) \quad F(x, y) = \frac{1}{2} \|\mathbf{w} - \Phi(x, y)\|_2^2.$$

Denote (x^*, y^*) as the minimum of F or where $\Phi(x^*, y^*) = \Pi_S(\mathbf{w})$. To find (x^*, y^*) we will use Newton's method,

$$\begin{bmatrix} x^{n+1} \\ y^{n+1} \end{bmatrix} = \begin{bmatrix} x^n \\ y^n \end{bmatrix} - (D^2 F)^{-1} \nabla F(x^n, y^n).$$

To choose (x^0, y^0) , we make a coarse point cloud of the surface S and choose (x^0, y^0) so that $\Phi(x^0, y^0)$ is the nearest point to \mathbf{w} in the point cloud.

The rest of this section details how to compute ∇F and $D^2 F$. First we find partial derivatives of F in terms of the distance functions, for example:

$$\begin{aligned} \frac{\partial F}{\partial x} &= \sum_{i=1}^3 \left(\frac{\partial}{\partial x} d_{\Omega_i(\Delta t)} \right) (d_{\Omega_i(\Delta t)}(x, y) - \mathbf{w}_i) \\ \frac{\partial^2 F}{\partial x^2} &= \sum_{i=1}^3 \left(\frac{\partial^2}{\partial x^2} d_{\Omega_i(\Delta t)} \right) (d_{\Omega_i(\Delta t)} - \mathbf{w}_i) + \left(\frac{\partial}{\partial x} d_{\Omega_i(\Delta t)} \right)^2. \end{aligned}$$

We will next demonstrate how to find explicit formulas for the partial derivatives of the distance functions. There exists a rotation of angle θ , denote as R_θ , such that

$$R_\theta(\Omega_i(\Delta t)) = \{(x, y) : y \geq f(x)\}$$

for $f(x) = \sqrt{\Delta t} \phi(|x|/\sqrt{\Delta t})$. For the moment, consider the case where $\theta = 0$. Let

$$g(x, y, p) = \frac{-(x-p)f'(p) + (y-f(p))}{\sqrt{1+(f'(p))^2}}.$$

Additionally, let $p^*(x, y) = \arg \min_p (x-p)^2 + (y-f(p))^2$ be the x -coordinate of the closest point on the curve $(q, f(q))$ to (x, y) . Note that

$$(6.13) \quad \frac{d}{dp} [(x-p)^2 + (y-f(p))^2]_{p^*} = 2(x-p^*) + 2(y-f(p^*))f'(p^*) = 0.$$

We have $g(x, y, p^*(x, y)) = d_{\Omega_i(\Delta t)}(x, y)$ (see proposition 1 in [\[6\]](#)). We can find the partial derivatives of the distance function by differentiating g , for example:

$$\begin{aligned} \frac{d}{dx} d_{\Omega_i(\Delta t)} &= g_x + g_p p_x^* \\ \frac{d^2}{dx^2} d_{\Omega_i(\Delta t)} &= g_{xx} + 2g_{px} p_x^* + g_{pp} (p_x^*)^2 + g_p p_{xx}^*. \end{aligned}$$

The partial derivatives of p^* are obtained by implicitly differentiating $(x - p^*) + (y - f(p^*))f'(p^*) = 0$. We have that

$$g_p = \frac{[(x - p) + (y - f(p))f'(p)]f''(p)}{(1 + (f'(p))^2)^{3/2}} = 0$$

by (6.13), so we do not need to solve for p_{xx}^* . Applying the above for an arbitrary angle θ , the partial derivatives of the distance function are

$$\begin{aligned} \frac{\partial}{\partial x} d_{\Omega_i(\Delta t)} &= \frac{-\cos(\theta)f'(p^*) + \sin(\theta)}{\sqrt{1 + (f'(p^*))^2}} \\ \frac{\partial}{\partial y} d_{\Omega_i(\Delta t)} &= \frac{\sin(\theta)f'(p^*) + \cos(\theta)}{\sqrt{1 + (f'(p^*))^2}} \\ \frac{\partial^2}{\partial x^2} d_{\Omega_i(\Delta t)} &= [-\cos^2(\theta) - 2\sin(\theta)\cos(\theta)f'(p^*) - \sin^2(\theta)(f'(p^*))^2]h(x, y, p^*) \\ \frac{\partial^2}{\partial x \partial y} d_{\Omega_i(\Delta t)} &= [\sin(\theta)\cos(\theta) - \cos(2\theta)f'(p^*) - \sin(\theta)\cos(\theta)(f'(p^*))^2]h(x, y, p^*) \\ \frac{\partial^2}{\partial y^2} d_{\Omega_i(\Delta t)} &= [-\sin^2(\theta) + 2\sin(\theta)\cos(\theta)f'(p^*) - \cos^2(\theta)(f'(p^*))^2]h(x, y, p^*) \\ h(x, y, p^*) &= \left(\frac{1}{1 + (f'(p^*))^2 + [f(p^*) - (x\sin(\theta) + y\cos(\theta))]f''(p^*)} \right) \left(\frac{f''(p^*)}{[1 + (f'(p^*))^2]^{3/2}} \right). \end{aligned}$$

We now have explicit formulas for every step of Newton's method allowing us to quickly and accurately minimize (6.12) to find the closest point projection.

6.3. The DMIIM's Relationship to the VIIM. In this section, we discuss the precise relationship between the DMIIM and the VIIM. We consider the very special case of equal surface tensions, $\sigma_i = 1$ (for all i), corresponding to the Herring angles of $(120^\circ, 120^\circ, 120^\circ)$. This is the one case in which our numerical results from previous sections suggest the VIIM converges to the correct solution. The standard maximum principle for two-phase motion by mean curvature implies that overlaps cannot occur at the end of the curve evolution step of the VIIM or the DMIIM. The only interesting question is how the two algorithms allocate points in the "vacuum" region, $\{\mathbf{z} : d_{\Sigma_j(\Delta t)}(\mathbf{z}) < 0 \text{ for all } j\}$.

Due to the symmetry of this situation, if $\mathbf{p} \in S$, then any $\mathbf{q} \in \mathbb{R}^3$ obtained by a permutation of the components of \mathbf{p} also satisfies $\mathbf{q} \in S$.

Let $\mathbf{x} \in \mathbb{R}^3$ be given, with $x_i < 0$ for all i . Let $\mathbf{p} = \Pi_S(\mathbf{x})$ with $\mathbf{p} = \Phi_S(\mathbf{z})$ for some $\mathbf{z} \in \mathbb{R}^2$. We are thus assuming implicitly that $\Pi_S(\mathbf{x})$ consists of a single point $\mathbf{p} \in S$.

CLAIM 6.6. $\mathbf{x}_i = \max(\mathbf{x}_1, \mathbf{x}_2, \mathbf{x}_3)$ if and only if $\mathbf{p}_i = \max(\mathbf{p}_1, \mathbf{p}_2, \mathbf{p}_3)$

Proof. The proof will be broken up into three parts: For $i \neq j$ (1) if $\mathbf{x}_i \geq \mathbf{x}_j$ then $\mathbf{p}_i \geq \mathbf{p}_j$, (2) if $\mathbf{p}_i = \mathbf{p}_j$, then $\mathbf{x}_i = \mathbf{x}_j$ and (3) if $\mathbf{p}_i \geq \mathbf{p}_j$, then $\mathbf{x}_i \geq \mathbf{x}_j$. Statements (1) and (3) then imply the claim.

(1) If $\mathbf{x}_i \geq \mathbf{x}_j$ and $\mathbf{p}_i < \mathbf{p}_j$, then

$$\|\mathbf{x} - \mathbf{q}\| \leq \|\mathbf{x} - \mathbf{p}\|$$

where $\mathbf{q} \in S$ is obtained from \mathbf{p} by interchanging its i -th and j -th components (since $\mathbf{p}_i \neq \mathbf{p}_j$, then $\mathbf{q} \neq \mathbf{p}$). Indeed,

$$\|\mathbf{x} - \mathbf{p}\|^2 = \|\mathbf{x} - \mathbf{q}\|^2 + 2(\mathbf{x}_i - \mathbf{x}_j)(\mathbf{p}_j - \mathbf{p}_i) \geq \|\mathbf{x} - \mathbf{q}\|^2.$$

This contradicts $\mathbf{p} = \Pi_S(\mathbf{x})$; so the first statement is established.

(2) If $\mathbf{p}_i = \mathbf{p}_j$, let \mathbf{n} denote a unit normal to S at \mathbf{p} . A short calculation shows that $\mathbf{n}_i = \mathbf{n}_j$. Indeed:

$$\mathbf{n}_i = \mathbf{n}_j = D_{\mathbf{u}} d_{\Omega_i(\Delta t)}|_{\Phi^{-1}(\mathbf{p})}$$

where \mathbf{u} is the unit vector perpendicular to $\partial\Omega_i(0) \cap \partial\Omega_j(0)$ pointing into $\Omega_i(0)$. Since $\mathbf{p} = \Pi(\mathbf{x})$ implies that $\mathbf{x} - \mathbf{p} = \beta\mathbf{n}$ for some $\beta \in \mathbb{R}$, we get $\mathbf{x}_i = \mathbf{x}_j$.

(3) Assume $\mathbf{x}_i < \mathbf{x}_j$. Since $\mathbf{x}_i \leq \mathbf{x}_j$, by statement (1) $\mathbf{p}_i \leq \mathbf{p}_j$. Furthermore, since $\mathbf{x}_i \neq \mathbf{x}_j$ statement (2) implies $\mathbf{p}_i \neq \mathbf{p}_j$. Hence $\mathbf{p}_i < \mathbf{p}_j$. \square

CLAIM 6.7. *Let the phases Σ_i^k at time step k have smooth boundaries, with triple junctions in the same neighborhood of $(120^\circ, 120^\circ, 120^\circ)$ as in [Claim 6.2](#). Then, for every small enough time step size $\Delta t > 0$, the DMIIM and the VIIM yield the same Σ_i^{k+1} .*

Proof. Due to the symmetry $\mathbf{z} \in \Omega_i(0)$ if and only if $d_{\Omega_i(\Delta t)}(\mathbf{z}) = \max_j d_{\Omega_j(\Delta t)}(\mathbf{z})$. A consequence is that

$$(6.14) \quad \Phi(\Omega_i(0)) = \{\mathbf{p} \in S : \mathbf{p}_i = \max(\mathbf{p})\}.$$

The projection map Φ is well defined for points $(d_{\Sigma_1(\Delta t)}(\mathbf{z}), d_{\Sigma_2(\Delta t)}(\mathbf{z}), d_{\Sigma_3(\Delta t)}(\mathbf{z}))$, where $d_{\Sigma_j(\Delta t)}(\mathbf{z}) < 0$ for all j by [Claim 6.2](#). Then [Claim 6.6](#) along with (6.14) give us that $d_{\Sigma_i(\Delta t)}(\mathbf{z}) = \max_j d_{\Sigma_j(\Delta t)}(\mathbf{z})$ if and only if

$$\Pi_S(d_{\Sigma_1(\Delta t)}(\mathbf{z}), d_{\Sigma_2(\Delta t)}(\mathbf{z}), d_{\Sigma_3(\Delta t)}(\mathbf{z})) \in \Phi(\Omega_i(0))$$

completing the proof. \square

The dictionary mapping implicit interface method is then an extension of the Voronoi implicit interface method to cases of unequal surface tension. As we show in the next section, the DMIIM numerically converges to the exact solution in cases of unequal surface tensions.

6.4. Numerical Results for the DMIIM. In this section, we perform on the DMIIM the same careful numerical convergence tests that we subjected the VIIM to. In addition we test on some examples where all the surface tensions are different. [Algorithm 6.2](#) details the implementation of the DMIIM with parameterized curves for ‘‘Grim Reaper’’ tests with $\theta_2 = \theta_3$. The implementation of the non-symmetric case is similar. We run the following ‘‘Grim Reaper’’ tests:

1. Angles $(\theta_1, \theta_2, \theta_3) = (120^\circ, 120^\circ, 120^\circ)$ with $\sigma_1 = \sigma_2 = \sigma_3 = 1$.
2. Angles $(\theta_1, \theta_2, \theta_3) = (90^\circ, 135^\circ, 135^\circ)$ with $\sigma_1 = 2 - \sqrt{2}$ and $\sigma_2 = \sigma_3 = \sqrt{2}$
3. Angles $(\theta_1, \theta_2, \theta_3) = (75^\circ, 135^\circ, 150^\circ)$ with $\sigma_1 = \frac{1}{4}(-2 + 3\sqrt{2} + \sqrt{6})$, $\sigma_2 = \frac{1}{4}(2 - \sqrt{2} + \sqrt{6})$, $\sigma_3 = \frac{1}{4}(2 + \sqrt{2} - \sqrt{6})$ and $\mu_i = 1$.
4. Angles $(\theta_1, \theta_2, \theta_3) = (75^\circ, 135^\circ, 150^\circ)$ with the same σ_i 's as the previous test with $\mu_i = \frac{1}{\sigma_i}$.

Each of the simulations use the following parameters:

- The total time the system is evolved: $T = 18/512$.

Algorithm 6.2 Parameterized DMIIM for “Grim Reaper” tests with $\theta_2 = \theta_3$.

- 1: Let $N = T/\Delta t$.
- 2: Choose points $\{x_i\}_{i=1}^n \in [0, .25]$ and set $y_i^0 = f(x_i, 0)$.
- 3: **for** $k \leftarrow 1$ to N **do**
- 4: Use $\{x_i, y_i^{k-1}\}_{i=1}^n$ to parameterize $\partial\Sigma_1$ and $\partial\Sigma_2$, denoted as γ^+ and γ^- respectively.
- 5: Evolve γ^+ and γ^- by (4.1) for time $\mu_1\sigma_1\Delta t$ and $\mu_2\sigma_2\Delta t$ respectively.
- 6: For each x_i find \tilde{y}_i such that

$$(x^*, y^*) = \Phi^{-1} \circ \Pi_S(d_{\Sigma_1(\Delta t)}(x_i, \tilde{y}_i), d_{\Sigma_2(\Delta t)}(x_i, \tilde{y}_i), d_{\Sigma_3(\Delta t)}(x_i, \tilde{y}_i))$$

satisfies $(x^*, y^*) \in \partial\Omega_1(0) \cup \partial\Omega_2(0)$.

- 7: $y_i^k \leftarrow \tilde{y}_i$
 - 8: **end for**
-

Table 10: DMIIM
 $\theta_1 = 120^\circ$

| Δt | n | RE | Order |
|------------|-------|--------|-------|
| 2^{-10} | 1024 | 0.0202 | - |
| 2^{-11} | 1449 | 0.0141 | 0.520 |
| 2^{-12} | 2048 | 0.0099 | 0.513 |
| 2^{-13} | 2897 | 0.0069 | 0.509 |
| 2^{-14} | 4096 | 0.0049 | 0.507 |
| 2^{-15} | 5793 | 0.0034 | 0.505 |
| 2^{-16} | 8192 | 0.0024 | 0.503 |
| 2^{-17} | 11586 | 0.0017 | 0.498 |

Table 11: DMIIM
 $\theta_1 = 90^\circ$

| Δt | n | RE | Order |
|------------|-------|---------|-------|
| 2^{-10} | 1024 | 0.00207 | - |
| 2^{-11} | 1449 | 0.00107 | 0.954 |
| 2^{-12} | 2048 | 0.00056 | 0.922 |
| 2^{-13} | 2897 | 0.00031 | 0.842 |
| 2^{-14} | 4096 | 0.00018 | 0.772 |
| 2^{-15} | 5793 | 0.00011 | 0.701 |
| 2^{-16} | 8192 | 0.00007 | 0.614 |
| 2^{-17} | 11586 | 0.00005 | 0.576 |

Table 12: DMIIM
 $(\theta_1, \theta_2, \theta_3) = (75^\circ, 135^\circ, 150^\circ)$ with $\mu_i = 1$

| Δt | n | RE | Order |
|------------|------|--------|-------|
| 2^{-10} | 1024 | 0.0067 | - |
| 2^{-11} | 1449 | 0.0053 | 0.338 |
| 2^{-12} | 2048 | 0.0040 | 0.411 |
| 2^{-13} | 2897 | 0.0029 | 0.450 |
| 2^{-14} | 4096 | 0.0021 | 0.470 |
| 2^{-15} | 5793 | 0.0015 | 0.480 |
| 2^{-16} | 8192 | 0.0011 | 0.494 |

Table 13: DMIIM
 $(\theta_1, \theta_2, \theta_3) = (75^\circ, 135^\circ, 150^\circ)$ with
 $\mu_i = \frac{1}{\sigma_i}$

| Δt | n | RE | Order |
|------------|------|--------|-------|
| 2^{-10} | 1024 | 0.0138 | - |
| 2^{-11} | 1449 | 0.0094 | 0.548 |
| 2^{-12} | 2048 | 0.0065 | 0.540 |
| 2^{-13} | 2897 | 0.0045 | 0.533 |
| 2^{-14} | 4096 | 0.0031 | 0.527 |
| 2^{-15} | 5793 | 0.0022 | 0.522 |
| 2^{-16} | 8192 | 0.0015 | 0.521 |

- Number of points tracked on the parameterized curve: n as given in the table.
- Step size in (4.1): $\delta t = \sigma\Delta t/n$.
- We are measuring the relative error (RE) of the area of symmetric difference of phase Σ_1 in $\{(x, y) : 0 \leq x \leq \beta - .04 \text{ or } \beta + .04 \leq x \leq .5\}$, see (4.3).

The results are contained in Table 10 through Table 13.

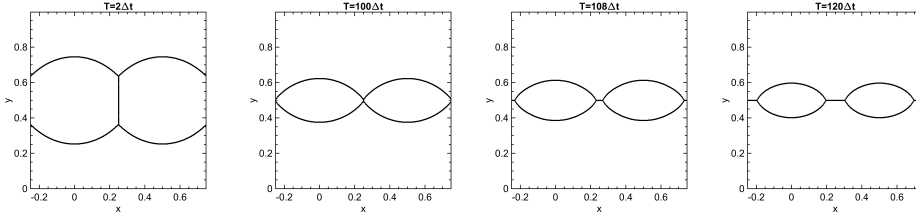


Fig. 4: Two “Grim Reapers” colliding, computed using the DMIIM algorithm (practical implementation on uniform grid). The initial $(90^\circ, 135^\circ, 135^\circ)$ angles change to $(120^\circ, 120^\circ, 120^\circ)$ after the collision, as expected. The multiple junction that momentarily forms at collision appears to be handled appropriately.

6.5. Level Set Examples of the DMIIM. We demonstrate the level set formulation of the DMIIM in two and three dimensions. In 2d we evolve a system that goes through a well understood topological change. Initially, we have two “Grim Reapers” translating vertically towards each other until they collide. After the collision, two new junctions form that travel horizontally away from each other forming a new horizontal interface between the top and bottom phases.

The initial configuration is

$$\begin{aligned}\Sigma_1^0 &= \left\{ (x, y) : y > \frac{3}{4} + f\left(\frac{1}{4} - \left|x - \frac{1}{4}\right|\right) \right\} \\ \Sigma_2^0 &= \left\{ (x, y) : x < \frac{1}{4} \text{ and } \frac{1}{4} + f(x) < y < \frac{3}{4} + f(x) \right\} \\ \Sigma_3^0 &= \left\{ (x, y) : x < \frac{1}{4} \text{ and } \frac{1}{4} + f(x) < y < \frac{3}{4} + f(x) \right\} \\ \Sigma_4^0 &= \left\{ (x, y) : \frac{1}{4} + f\left(\frac{1}{4} - \left|x - \frac{1}{4}\right|\right) \right\}\end{aligned}$$

where $f(x) = \frac{1}{\pi} \log(\cos(\pi x))$. We use the surface tensions matrix

$$\sigma = \begin{pmatrix} 0 & 1 & 1 & 1 \\ 1 & 0 & \sqrt{2} & 1 \\ 1 & \sqrt{2} & 0 & 1 \\ 1 & 1 & 1 & 0 \end{pmatrix}$$

and $(\mu_1\sigma_1, \mu_2\sigma_2, \mu_3\sigma_3, \mu_4\sigma_4) = (2 - \sqrt{2}, \sqrt{2}, \sqrt{2}, 2 - \sqrt{2})$. Before the topological change the angles are $(90^\circ, 135^\circ, 135^\circ)$ at the triple junctions. After the change the angles are $(120^\circ, 120^\circ, 120^\circ)$. For the simulation we use the domain $[0, 1] \times [0, 1]$ with periodic boundary conditions on a 512 by 512 grid. We set $\Delta t = \frac{1}{1600\pi \sin(3\pi/4)}$. Figure 4 shows this system at different times.

In three dimensions, we evolve a system starting from a Voronoi diagram of 8 points taken at random on the 3-torus. Six of the phases have surface tension equal to 1 while the other two phases have surface tension $\sqrt{2}-1$. Thus three angle configurations are possible: $(120^\circ, 120^\circ, 120^\circ)$, $(90^\circ, 135^\circ, 135^\circ)$, and $\approx (146^\circ, 107^\circ, 107^\circ)$. Quadruple points split and collide throughout the evolution causing the faces of the grains to undergo topological changes as seen in Figure 5. The two preceding examples show reasonable behavior and demonstrate the practical use of the DMIIM as a level set method.

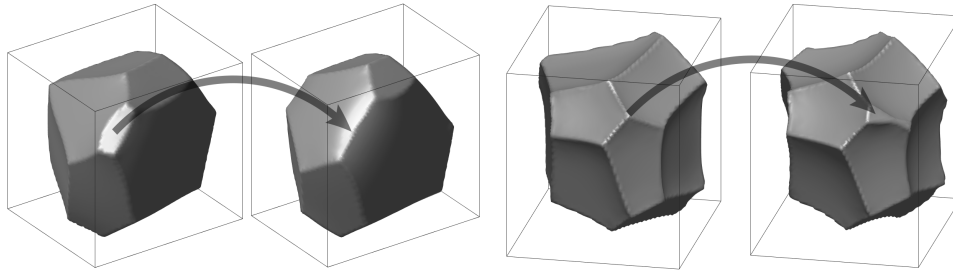


Fig. 5: Two grains undergoing topological changes on the face of the grains. In the first grain, four quadruple points collide. In the second grain, a quadruple point splits.

7. Conclusion. In this work, we have presented careful numerical convergence studies showing that the Voronoi implicit interface method gets close but does not converge to the correct evolution in the unequal surface tension case of multiphase motion by mean curvature. In addition, we proposed a correction to the method that fixes the non-convergence while maintaining the simplicity and the spirit of the method; indeed, the new algorithm reduces to the original in the case of equal surface tensions. The correction is in the spirit of the projection method [14] of Ruuth proposed in the context of threshold dynamics. We subjected the new algorithm to the same rigorous numerical convergence studies as the original, verifying that the non-convergence of the latter is rectified. As in [14], the new algorithm is somewhat heuristic in the handling of higher order junctions (≥ 4) – but numerical evidence is presented that suggests it behaves reasonably even in their presence. Nevertheless, a more systematic approach, perhaps a variational interpretation of the VIIM in the spirit of [5], would be far preferable, not least as a more reliable extension to arbitrary junctions. Highlighting this need for further investigation of the VIIM is perhaps the most notable contribution of the present study.

REFERENCES

- [1] R. BEATSON, On the convergence of some cubic spline interpolation schemes, SIAM journal on numerical analysis, 23 (1986), pp. 903–912.
- [2] C. DE BOOR, A practical guide to splines; rev. ed., Applied mathematical sciences, Springer, Berlin, 2001.
- [3] M. ELSEY, S. ESEDOGLU, AND P. SMEREKA, Simulations of anisotropic grain growth: Efficient algorithms and misorientation distributions, Acta Materialia, 61 (2013), pp. 2033–2043.
- [4] M. ELSEY, S. ESEDOGLU, P. SMEREKA, ET AL., Diffusion generated motion for grain growth in two and three dimensions, Journal of Computational Physics, 228 (2009), pp. 8015–8033.
- [5] S. ESEDOGLU AND F. OTTO, Threshold dynamics for networks with arbitrary surface tensions, Communications on pure and applied mathematics, 68 (2015), pp. 808–864.
- [6] S. ESEDOGLU, S. RUUTH, R. TSAI, ET AL., Diffusion generated motion using signed distance functions, Journal of Computational Physics, 229 (2010), pp. 1017–1042.
- [7] C. HERRING, Surface tension as a motivation for sintering, in Fundamental Contributions to the Continuum Theory of Evolving Phase Interfaces in Solids, Springer, 1999, pp. 33–69.
- [8] N. ISHIMURA, Curvature evolution of plane curves with prescribed opening angle, Bulletin of the Australian Mathematical Society, 52 (1995), pp. 287–296.
- [9] T. LAUX AND F. OTTO, Convergence of the thresholding scheme for multi-phase mean-curvature flow, Calc. Var. Partial Differential Equations, 55 (2016), pp. Art. 129, 74, <https://doi.org/10.1007/s00526-016-1053-0>, <https://doi.org/10.1007/s00526-016-1053-0>.
- [10] B. MERRIMAN, J. K. BENCE, AND S. J. OSHER, Motion of multiple junctions: A level set

- approach, *Journal of Computational Physics*, 112 (1994), pp. 334–363.
- [11] W. W. MULLINS, Two-dimensional motion of idealized grain boundaries, *Journal of Applied Physics*, 27 (1956), pp. 900–904.
- [12] D. MUMFORD AND J. SHAH, Optimal approximations by piecewise smooth functions and associated variational problems, *Communications on pure and applied mathematics*, 42 (1989), pp. 577–685.
- [13] S. OSHER AND J. A. SETHIAN, Fronts propagating with curvature-dependent speed: algorithms based on hamilton-jacobi formulations, *Journal of computational physics*, 79 (1988), pp. 12–49.
- [14] S. J. RUUTH, A diffusion-generated approach to multiphase motion, *J. Comput. Phys.*, 145 (1998), pp. 166–192, <https://doi.org/10.1006/jcph.1998.6028>, <http://dx.doi.org/10.1006/jcph.1998.6028>.
- [15] R. SAYE AND J. A. SETHIAN, Analysis and applications of the voronoi implicit interface method, *Journal of Computational Physics*, 231 (2012), pp. 6051–6085.
- [16] R. I. SAYE AND J. A. SETHIAN, The voronoi implicit interface method for computing multiphase physics, *Proceedings of the National Academy of Sciences*, 108 (2011), pp. 19498–19503.
- [17] K. A. SMITH, F. J. SOLIS, AND D. CHOPP, *Interfaces and Free Boundaries*, 4 (2002), pp. 263–276.
- [18] H.-K. ZHAO, T. CHAN, B. MERRIMAN, AND S. OSHER, A variational level set approach to multiphase motion, *J. Comput. Phys.*, 127 (1996), pp. 179–195, <https://doi.org/10.1006/jcph.1996.0167>, <https://doi.org/10.1006/jcph.1996.0167>.