

Fake Node Attacks on Graph Convolutional Networks

Xiaoyun Wang
xiywang@ucdavis.edu
University of California, Davis

Minhao Cheng
mhcheng@g.ucla.edu
University of California, Los Angeles

Joe Eaton
featon@nvidia.com
NVIDIA

Cho-Jui Hsieh
chohsieh@cs.ucla.edu
University of California, Los Angeles

S. Felix Wu
wu@cs.ucdavis.edu
University of California, Davis

ABSTRACT

In this paper, we study the robustness of graph convolutional networks (GCNs). Previous work have shown that GCNs are vulnerable to adversarial perturbation on adjacency or feature matrices of existing nodes; however, such attacks are usually unrealistic in real applications. For instance, in social network applications, the attacker will need to hack into either the client or server to change existing links or features. In this paper, we propose a new type of “fake node attacks” to attack GCNs by adding malicious fake nodes. This is much more realistic than previous attacks; in social network applications, the attacker only needs to register a set of fake accounts and link to existing ones. To conduct fake node attacks, a greedy algorithm is proposed to generate edges of malicious nodes and their corresponding features aiming to minimize the classification accuracy on the target nodes. In addition, we introduce a discriminator to classify malicious nodes from real nodes, and propose a Greedy-GAN attack to simultaneously update the discriminator and the attacker, to make malicious nodes indistinguishable from the real ones. Our non-targeted attack decreases the accuracy of GCN down to 0.03, and our targeted attack reaches a success rate of 78% on a group of 100 nodes, and 90% on average for attacking a single target node.

KEYWORDS

neural networks, adversarial attacks, graph convolutional networks

ACM Reference format:

Xiaoyun Wang, Minhao Cheng, Joe Eaton, Cho-Jui Hsieh, and S. Felix Wu. 2018. Fake Node Attacks on Graph Convolutional Networks. In *Proceedings of Woodstock '18: ACM Symposium on Neural Gaze Detection, Woodstock, NY, June 03–05, 2018 (Woodstock '18)*, 8 pages. DOI: 10.1145/1122445.1122456

1 INTRODUCTION

Graph data has been widely used in many real world applications, such as social networks (Facebook and Twitter), biological networks (protein or gene interactions), as well as attribute graphs (PubMed

and Arxiv) [14, 28, 34]. Node classification is one of the most important tasks on graphs—given a graph with labels associated with a subset of nodes, predict the labels for the rest of the nodes. For this node classification task, deep learning models on graphs, such as Graph Convolutional Networks (GCNs), have achieved state-of-the-art performance [18]. Moreover, GCNs have wide applications in cyber security, where they can learn a close-to-correct node labeling semi-autonomously. This reduces the load on security experts and helps to manage networks that add or remove nodes dynamically, such as, WiFi networks in universities and web services in companies.

The power of GCN relies on the graph convolution operation, which constructs each node’s embedding based on its neighbors’ embeddings. However this also leads to the concern on the robustness—Is it possible to perturb the links and embeddings of a small subset of nodes to affect the GCN’s behavior on other nodes? To answer this question, [8, 36] develop algorithms to attack GCNs, showing that by altering a small amount of edges and features, the classification accuracy of a GCN can be reduced to chance level. However, changing edges or features associated with existing nodes is usually impractical. For example, in social network applications, an attacker has to login to the users’ accounts to change existing connections and features, and gaining login accesses is almost impossible. In comparison, adding fake nodes that correspond to fake accounts or users, can be much easier in practice. But the key question is that *can we interfere the classification results of existing nodes by adding fake nodes to the network?* We answer this question affirmative by introducing novel algorithms to design fake nodes that successfully reduce GCN’s performance on existing nodes.

To design the adjacency and feature matrices associated with fake nodes, we have to address two challenges. First, the edges and features are usually discrete 0/1 variables. Although there have been many algorithms proposed for attacking image classifiers, such as FGSM, C&W and PGD attacks [2, 13, 23], they all assume continuous input space and cannot be directly applied to problems with discrete input space. Second, it is not easy to make the fake nodes “look” like the real ones. There are two aspects for realness of fake nodes, i) in graph structure and ii) in features. For example, if we add a fake node that connects to all existing nodes, the system can easily detect and disable such fake node; and if a fake node features are all 1s or very large or small value in continuous cases, the system can also easily detect it. In this paper, we propose two algorithms, Greedy attack and Greedy-GAN attack, to address these two challenges. Our contributions can be summarized below:

Permission to make digital or hard copies of all or part of this work for personal or classroom use is granted without fee provided that copies are not made or distributed for profit or commercial advantage and that copies bear this notice and the full citation on the first page. Copyrights for components of this work owned by others than the author(s) must be honored. Abstracting with credit is permitted. To copy otherwise, or republish, to post on servers or to redistribute to lists, requires prior specific permission and/or a fee. Request permissions from permissions@acm.org.

Woodstock '18, Woodstock, NY

© 2018 Copyright held by the owner/author(s). Publication rights licensed to ACM. 978-1-4503-9999-9/18/06...\$15.00
DOI: 10.1145/1122445.1122456

- To the best of our knowledge, this is the first paper studying how to add fake nodes to attack GCNs. We do not need to manipulate existing nodes’ adjacency and feature matrices.
- We propose a Greedy attack algorithm to address the discrete input space problem in designing fake nodes’ adjacency and feature matrices.
- We introduce a discriminator to classify fake nodes from real nodes, and propose a Greedy-GAN algorithm to simultaneously optimize the discriminator and the attacker. Despite a slight lower successful rate, this approach can make fake nodes harder to detect.
- We conduct experiments on several real datasets. For non-targeted attack, we are able to degrade the classifier’s accuracy to less than 10% on both Cora and Citeseer datasets, and for targeted attack we can achieve a > 70% success rate when attacking either a single node or a group of nodes.

2 RELATED WORK

Adversarial Attacks. Adversarial examples for computer vision have been studied extensively. [13] discovered that deep neural networks are vulnerable to adversarial attacks—a carefully designed small perturbation can easily fool a neural network. Several algorithms have been proposed to generate adversarial examples for image classification tasks, including FGSM [13], IFGSM [19], C&W attack [2] and PGD attack [23]. In the black-box setting, it has also been reported that an attack algorithm can have high success rate using finite difference techniques [5, 6], and several algorithms are recently proposed to reduce query numbers [16, 30]. Transfer attack [25] and ensemble attack [31] can also be applied to black-box setting, with lower successful rate but less number of queries. Besides attacking image classification, CNN related attacks have also been explored. A typical usage is attacking semantic segmentation and object detection [1, 6, 11, 22, 24, 32]. Image captioning [3] and visual QA [33] could also be attacked.

Most of the above-mentioned work are focusing on problems with continuous input space (such as images). When the input space is discrete, attacks become discrete optimization problems and are much harder to solve. This happens in most natural language processing (NLP) applications. For text classification problem, Fast Gradient Sign Method (FGSM) is firstly applied by [26]. Deleting important words [20], replacing or inserting words with typos and synonyms [21, 29]. For black box setting, [12] develops score functions to find out the words to modify. [17] adds misleading sentences to fool the reading comprehension system. [35] uses GAN to generate natural adversarial examples. [10] and [7] attacks machine translation system Seq2Seq by changing words in text.

Graph Convolutional Neural Networks (GCNs). GCN has been widely used for node classification and other graph-based applications. The main idea of GCN is to aggregate associated information from a node and its neighbors using some aggregation functions. They train the aggregation steps and the final prediction layer end-to-end to achieve better performance than traditional approaches. There are several variations of GCNs proposed recently [4, 9, 15, 18, 27, 34].

The wide applicability of GCNs motivates recent studies about their robustness. [8, 36] recently proposed algorithms to attack

GCNs by changing existing nodes’ links and features. [36] developed an FGSM-based method that optimizes a surrogate model to choose the edges and features that should be manipulated. [8] proposed several attacking approaches including, gradient ascent, Genetic algorithm and reinforcement learning. They employed a gradient ascent method to change the graph structure in the white-box setting. However, their settings are different from ours in the following aspects: 1) Our methods have different constraint than the previous works. They considered altering edges or features of existing nodes while we develop algorithms to add fake nodes to interfere the performance of GCN. In their scenarios keeping graph structure perturbations unnoticeable is important. While in our adding fake nodes scenario, only keeping structure perturbations unnoticeable is far from enough. Keeping fake nodes features realness is very important, if a fake node features are very unreal, the system can also easily detect it and disable this fake node. 2) They attacked nodes one-by-one while our algorithms can find a small perturbation to attack a group of nodes.

3 PRELIMINARY

We consider the node classification problem using GCN. Given an adjacency matrix $A \in R^{n \times n}$, feature matrix $X \in R^{n \times d}$, and a subset of labeled nodes, the goal is to predict the labels of all the nodes in the graph. We use n to denote number of nodes, P to denote number of labels, and d to denote the dimension of features (each row of X corresponds to features of a node). There are several variations of GCNs, but we consider one of the most common approaches introduced in [18]. Starting from $H^0 = X$, GCN uses the following rule to iteratively aggregate features from neighbors:

$$H^{(k+1)} = \sigma(\hat{A}H^{(k)}W^{(k)}), \quad (1)$$

where \hat{A} is the normalized adjacency matrix and σ is the activation function. There are two common ways for normalizing A . The original GCN paper applied **symmetric normalization**, which sets $\tilde{A} = A + I$ (adding 1 to all the diagonal entries) and then normalize it by $\hat{A} = \tilde{D}^{-\frac{1}{2}}\tilde{A}\tilde{D}^{-\frac{1}{2}}$ where \tilde{D} is a diagonal matrix with $\tilde{D}_{i,i} = \sum_j \tilde{A}_{ij}$. Another choice for \hat{A} is to normalize the adjacency matrix by rows, leading to $\hat{A} = \tilde{D}^{-1}\tilde{A}$, which is referred to as **row-wise normalization**.

We set $\sigma(x) = \text{ReLU}(x) = \max(0, x)$, which is the most common choice in practice. For a GCN with K layers, after getting the top-layer feature $H^{(K)}$, a fully connected layer with soft-max loss is used for classification. Note that there are two types of normalization have been used in GCN.

A commonly used application is to apply two-layer GCN to semi-supervised node classification on graphs [2016]. The model could be simplified as:

$$\begin{aligned} Z &= \text{softmax}(\hat{A}\sigma(\hat{A}XW^{(0)})W^{(1)}) \\ &:= \text{softmax}(f(X, A)). \end{aligned} \quad (2)$$

Note that each row of $f(X, A) \in R^{n \times P}$ is the logit output for a node over P labels, and the softmax is taken on each row of the matrix.

For simplicity, we will assume our target network is structured as (2), but in general our algorithm can be used to attack GCNs with more layers.

4 ATTACK ALGORITHMS

In this section, we will describe our “fake node” attacks. We will describe both a non-targeted attack, which aims to lower the accuracy of all existing nodes uniformly, and a targeted attack, which attempts to force the GCN to give a desired label to nodes. Instead of manipulating the feature and adjacency matrices of existing nodes, we insert m fake nodes with corresponding fake features into the graph. After that, the adjacency matrix is $A' = \begin{bmatrix} A & B^T \\ B & C \end{bmatrix}$ and the feature matrix becomes: $X' = \begin{bmatrix} X \\ X_{fake} \end{bmatrix}$. Note that A is the original adjacency matrix and X is the original feature matrix. Starting from $B = 0, C = I$, our goal is to design B, C, X_{fake} to achieve the desired objective (e.g., lower the classification accuracy on existing nodes).

4.1 Non-targeted Attack

The goal of non-targeted attack is to lower the classification accuracy on all the existing nodes by designing features and links of fake nodes. We use the accuracy of GCN to measure the effectiveness of attacks. We will present two different algorithms to attack GCNs: Greedy attack that updates links and features one by one, and Greedy-GAN attack that uses a discriminator to generate unnoticeable features of fake nodes.

4.1.1 Greedy Attack. We define the objective function of the attack as

$$J(A', X') = \sum_{i \in S} (\max([f(X', A')]_{i,:}) - [f(X', A')]_{i, y_i}), \quad (3)$$

where y_i is the correct label of node i ; S is a group of m target nodes $S = \{v_1, \dots, v_m\}$. In this objective function, if the largest logit of node i is not the correct label y_i , it will encounter a positive score; otherwise the score will be zero. We then try to solve the following optimization problem to form the fake nodes:

$$\arg \max_{B, C, X_{fake}} J(A', X') \quad \text{s.t. } \|B\|_0 + \|C\|_0 + \|X_{fake}\|_0 \leq T, \quad (4)$$

where $\|\cdot\|_0$ denotes number of nonzero elements in the matrix. Also, we assume B, C, X_{fake} can only be 0/1 matrices. Unlike images, graphs have discrete values in the adjacency matrix, and in many applications the feature matrix comes from indicator of different categories. For some attribute graphs feature matrices are generated using word count; in practice, feature matrices are from categorical features, thus they are often discrete.

Therefore, gradient-based techniques such as FGSM and PGD cannot be directly applied. Instead, we propose a greedy approach—starting from B, X_{fake} all being zeros, and C being identity matrix I , we add one feature and one edge at each step. To add a feature, we find the maximal element in $\nabla_{X_{fake}} J(A', X')$ and turn it into nonzero. Similarly, we find the maximal element in $\nabla_{B, C} J(A', X')$ and add the entry to the adjacency matrix. The Greedy attack is presented in Algorithm 1. In the algorithm, when adding links and features, we make sure that there is no such a link or feature before adding. Also, although in Algorithm 1 we conduct one feature update and one edge update at each iteration, in practice we can adjust the frequency according to the data distribution. For example, if the original adjacency matrix has twice nonzero elements than the

Algorithm 1 Greedy Attack

Input: Adjacency matrix A ; feature matrix X ; A classifier f with loss function J ; number of iterations T .

Output: Modified graph and features $G' = (A', X')$ after adding fake nodes.

for: $t = 0$ to $T - 1$ **do**

Let $e^* = (u^*, v^*) \leftarrow \arg \max \nabla_{B, C} J(A', X')$

$G_{B, C}^{(t+1)} \leftarrow G_{B, C}^{(t)} + e^*$

Let $f^* = (u^*, i^*) \leftarrow \arg \max \nabla_{X_{fake}} J(A', X')$

$G_{X_{fake}}^{(t+1)} \leftarrow G_{X_{fake}}^{(t)} + f^*$

return: $G^{(t)}$

feature matrix, we can update two elements in the adjacency matrix and one element in the feature matrix at every iteration.

4.1.2 Greedy-GAN Attack. Unlike changing on existing graphs methods [8] [36], adding fake nodes on graphs is faced with different “unnoticeable” definition, and it has different constraint from the existing works on nodes features. Making edges perturbation unnoticeable is needed but it is far from enough for adding fake nodes setting. For example, if add nodes’ features are very different from the existing nodes. It will be detected by data cleaning easily. Facing such a different constraint, ensuring fake nodes’ features realistic becomes crucial. Next, we will present the attack based on the idea of Generative Adversarial Network (GAN).

The main idea is to add a discriminator to generate fake features that are similar to the original ones. To achieve this goal, we first design a neural network with two fully connected layers plus a softmax layer as the discriminator, which can be written as

$$D(X') = \text{softmax}(\sigma(X'W^{(0)})W^{(1)}), \quad (5)$$

where softmax works on each row of the output matrix. Each element in $D(X')$ indicates whether the discriminator classifies the node as real or fake.

We aim to generate fake nodes with features similar to the real ones to fool the discriminator. Since the output of discriminator is binary, we use binary cross entropy loss defined by $L(p, y) = -(y \log(p) + (1 - y) \log(1 - p))$, where y is binary indicator of the ground-truth (real or fake nodes), and p is the predicted probability by our discriminator. Then we solve the following optimization problem :

$$\arg \max_{B, C, X_{fake}} \min_D \underbrace{(J(A', X') + c * L(D(X'), Y))}_Q, \quad (6)$$

where Y is the ground-truth (real/fake) indicator for nodes and c is the parameter determine with the weight of discriminator and the GCN performance. For example, if c is large, the objective function is dominated by the discriminator, so the node features generated will be very close to real ones but with a lower attack successful rate. We will discuss more in Section 5.7.

We adopt the GAN-like framework to train both features/adjacency matrices and discriminator parameters iteratively. In experiments, at each epoch we conduct 100 greedy updates for B, C, X_{fake} and then 10 iterations of D updates. The Greedy-GAN algorithm is presented in Algorithm 2. Greedy-GAN supports both adding and dropping

Algorithm 2 Greedy-GAN Attack

Input: Adjacency matrix A ; feature matrix X ; A classifier f with loss function J ; Discriminator D with loss function L ; number of outer iterations T_{outer} , and inner iterations T_{inner} .

Output: Modified graph $G' = (A', X')$ after adding fake nodes.

```

for:  $t_1 = 0$  to  $T_{outer} - 1$  do
  for:  $t_2 = 0$  to  $T_{inner} - 1$  do
    Let  $e_{add}^* = (u_{add}^*, v_{add}^*) \leftarrow \arg \max \nabla_{B,C} Q$ 
     $e_{drop}^* = (u_{drop}^*, v_{drop}^*) \leftarrow \arg \min \nabla_{B,C} Q$ 
    if  $|\nabla_{B,C} Q_{e_{add}^*}| > |\nabla_{B,C} Q_{e_{drop}^*}|$  :
       $G_{B,C} \leftarrow G_{B,C} + e_{add}^*$ 
    else:
       $G_{B,C} \leftarrow G_{B,C} - e_{drop}^*$ 
    Let  $f_{add}^* = (u_{add}^*, i_{add}^*) \leftarrow \arg \max \nabla_{X_{fake}} Q$ 
     $f_{drop}^* = (u_{drop}^*, i_{drop}^*) \leftarrow \arg \min \nabla_{X_{fake}} Q$ 
    if  $|\nabla_{X_{fake}} Q_{f_{add}^*}| > |\nabla_{X_{fake}} Q_{f_{drop}^*}|$  :
       $G_{X_{fake}} \leftarrow G_{X_{fake}} + f_{add}^*$ 
    else:
       $G_{X_{fake}} \leftarrow G_{X_{fake}} - f_{drop}^*$ 
  end for
  update discriminator by  $u$  times.
end for
return:  $G$ 

```

links and features. In the algorithm, we add or drop elements according to the absolute gradient of elements, and the one with larger absolute value will be chosen.

The time complexity of Greedy and Greedy-GAN per iteration for updating edges of fake nodes costs $O(|V| * k + k^2)$, where k is the number of added fake nodes; updating features of fake nodes costs $O(k * N_{features})$, $N_{features}$ is number of features each node.

4.2 Targeted Attack

Next we extend the proposed algorithms to conduct targeted attacks. Given an adjacency matrix and a feature matrix, the goal is to make nodes to be classified as a desired class by adding fake nodes. Assume our goal is to attack a subset of nodes S and y_i^* is the target label for node i , the attack objective function can be defined as:

$$J(A', X') = \sum_{i \in S} \left([f(X', A')]_{i, y_i^*} - \max \left([f(X', A')]_{i, \cdot} \right) \right), \quad (7)$$

In this objective function, if the largest logit of node i is the target label y_i^* , the objective function value will be 0; otherwise the value is negative. Similar to the non-targeted attacks, we would like to find B , C and X_{fake} using Greedy attack to solve the optimization problem (4) and Greedy-GAN attack to solve the optimization problem (6).

In our experiments, we consider two cases: attacking a group of randomly sampled nodes ($S = \{v_i, \dots, v_m\}$) and attacking one node (only one element in S). For attacking a group of nodes, the fake nodes labels are given in two ways: (1) uniform distribution, which is the same as in the non-targeted attack setting; (2) using the target labels y_i^* . For attacking a single target node, we add three fake nodes with the target label.

5 EXPERIMENTAL RESULTS

We use Cora (2708 nodes, 5429 edges, 1433 features) and Citeseer (3312 nodes, 4732 edges, 3703 features) attribute graphs as benchmarks. In all the experiments, we split the data into 10% for training, 20% for validation, and 70% for testing. For non-targeted attacks, the results are evaluated by GCN classification accuracy (the lower the better), while for targeted attacks the results are evaluated by the attack success rates (the higher the better). Also, we conduct two kinds of experiments: attacking a single node and attacking a group of nodes. For attacking a single node, we add three fake nodes; for attacking a group of 100 nodes, we add 2.5% nodes as the fake nodes. To show unnoticeable perturbations on graph structures we not only use 95% confidence interval of nodes degrees distribution, but also number of connected components of the graphs. To show our features are like the real ones, we use F-1 score of a classifier.

We include the following algorithms into comparisons:

- Greedy and Greedy-GAN: our proposed algorithm that attack GCN by adding fake nodes.
- GradArgmax ([8]): white box GCN attack by only changing links of graphs¹.
- Nettack([36]): state-of-art data poisoning GCN attack by changing existing nodes' attributes and links.
- Random: randomly generating features of fake nodes, and randomly adding links between fake nodes and real ones. We add this method as a baseline.

5.1 Non-targeted Attack

We compare the effectiveness of our methods with random and GradArgmax algorithms [8].

For attacking a single node, three fakes nodes with an average 5 edges are added. Table 1 shows that Greedy method achieves lower accuracy than GradArgmax method in both types of normalization. In our experiments the number of added links is small, thus the fake nodes' degrees are all fell in 95% confidence interval of power-law distribution. To further illustrate that our method perturbs the graph very slightly, we use number of connected components which is a stronger criterion than node degree distributions. After adding fakes nodes and edges, the number of connected components only changes within 3% for both datasets. Also to be noted that we did not perform Greedy-GAN attack for one node, because the numbers of real and fake nodes are so unbalanced and the discriminator will over-fit to the added three nodes.

Next we consider attacking a group of nodes together rather than a single node. In the experiment, we randomly sampled 100 nodes as our attack target and added 2.5% labelled fake nodes with average 10 links per fake node. The results in Table 2 shows that our Greedy and Greedy-GAN methods perform better than GradArgmax. Moreover, even directly compared with the results from the Nettack paper [36], which changing edges and features on existing nodes simultaneously, our methods could reach comparable result in Table 1 and 2.

For the Greedy-GAN method, we choose the parameter $c=0.1$ in Equation 6, in the way that its more focusing on attacking than generating real features. We notice that there are some cases that

¹The original GradArgmax does not work for adding fake nodes, but we modify them to do so by 1) initialize fake nodes with random features 2) add the constraints to their optimization to restrict them to modify only those links.

Table 1: Accuracy for non-targeted attacks on a single node with different normalization in Section 3. The last two rows are average number of connected components for each attacking case.

Dataset	Cora		Citeseer	
	row-wise	symmetric	row-wise	symmetric
Greedy	0.09	0.08	0.11	0.09
GradArgmax	0.10	0.56	0.15	0.55
CC of graph	78	78	438	438
Avg CC of Greedy	77.01	76.96	435.11	434.67
Avg CC of GradArgmax	77.14	76.55	435.72	428.62

Table 2: Accuracy of GCN before and after non-targeted attacks for attacking random 100 nodes in each graph. Each graph added 2.5 % fake nodes. Each fake nodes is with on average 10 fake links. Note that the final two rows are f1 score of a classifier—lower values indicate added fake nodes are harder to be detected.

Dataset	Cora		Citeseer	
	row-wise	symmetric	row-wise	symmetric
Clean	0.84	0.81	0.76	0.73
Random	0.77	0.79	0.68	0.69
GradArgmax	0.53	0.61	0.55	0.47
Greedy	0.08	0.03	0.03	0.04
Greedy-GAN	0.05	0.09	0.07	0.03
CC of GradArgmax	74	118	439	457
CC of Greedy	71	72	418	401
CC of Greedy-GAN	72	70	419	420
F1 score for Greedy	0.73	0.67	0.64	0.77
F1 score for Greedy-GAN	0.35	0.47	0.43	0.65

Greedy-GAN performances better than Greedy Algorithm in terms of accuracy of GCN, which is a little bit against people intuition. Intuitively, Greedy should always be better than Greedy GAN, since Greedy-GAN limits the feature spaces. We observe that Greedy method is easier to stuck in local optimum during the optimization procedure (e.g., keep adding/dropping the same edge), while Greedy-GAN has more smoothed optimization curve, because of the added discrimination loss. We will discuss more about how different c influences efficiency of attacking in Section 5.7.

To check whether the attacks change the graph structure significantly, we check the number of connected components. Number of connected components is a widely used parameter in graph theory when describing graphs structures. It is a stronger criterion than node degree distributions.

We observed that GradArgmax attack produce a larger number of components, while both of our methods stay relatively unchanged. Furthermore, we train a classifier using randomly generated nodes, then feed it with fake features generated by Greedy and Greedy-GAN algorithms. The f1 scores of the classifier indicate that it is much harder to differentiate the features of a node between real and fake under attacks by Greedy-GAN, as compared to Greedy. This means that Greedy-GAN attack, although sometimes having lower success rate, can produce fake nodes that are harder to be detected.

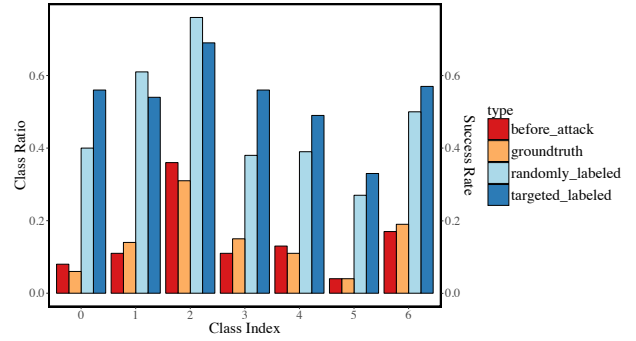


Figure 1: Row normalized Cora dataset. Right axis: Success rate of targeted attacking a group of 100 nodes with randomly and targeted labelling methods; Left axis: Groundtruth and before attacking label distributions; with 7 different classes.

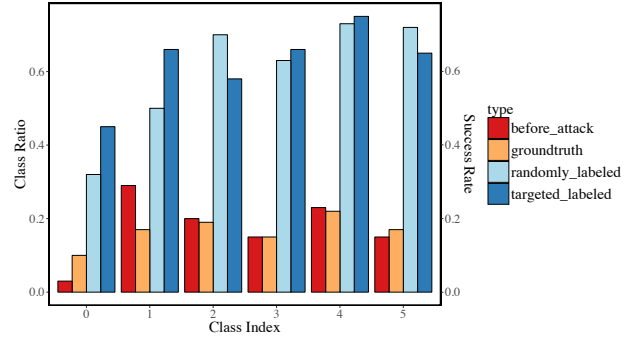


Figure 2: Row normalized Citeseer dataset. Right axis: Success rate of targeted attacking a group of 100 nodes with randomly and targeted labelling methods; Left axis: Groundtruth and before attacking label distributions; with 6 different classes.

Table 3: success rate of targeted attacks on a single node for different targeted classes using Greedy Attack.

Dataset	Normalization	Class Index						
		0	1	2	3	4	5	6
Cora	row-wise	0.90	0.87	0.74	0.78	0.81	0.89	0.80
Cora	symmetric	0.90	0.86	0.75	0.80	0.87	0.86	0.81
Citeseer	row-wise	0.80	0.81	0.80	0.83	0.75	0.80	
Citeseer	symmetric	0.83	0.80	0.79	0.83	0.73	0.81	

5.2 Targeted Attack

The targeted attack tries to fool the GCN to classify specific nodes to target classes. We perform two different experiments for targeted attacks: (1) attack only a single node; (2) attack a group of 100 nodes on test data. In our experiments, we use the same setting as non-targeted attack for the number of fake nodes and edges.

When attacking only a single node, we add three fake nodes with target labels. Table 3 shows that the success rate of our algorithm is around 80% on different target labels. The addition of three nodes produced no noticeable change in label distributions.

We also conduct targeted attacks on groups of nodes. In Figure 1 and 2, we notice that attacking nodes to certain target classes

Table 4: Success rate for targeted attacks on the 100 nodes on graph.

Dataset	Cora		Citeseer	
	row-wise	symmetric	row-wise	symmetric
Greedy	0.69	0.66	0.75	0.68
Greedy-GAN	0.76	0.53	0.78	0.65

Table 5: Accuracy after poisoning GCN.

Dataset	Cora		Citeseer	
	row-wise	symmetric	row-wise	symmetric
Nettack 100 nodes	0.01	0.04	0.04	0.07
Greedy one node	0.08	0.09	0.14	0.20
Greedy 100 nodes	0.06	0.04	0.01	0.08
Greedy-GAN 100 nodes	0.01	0.11	0.03	0.03

are more difficult than others. For example, in Figure 2, targeted attack has a lower success rate with a target class 0 (249 nodes) from Citeseer dataset (3312 nodes in 6 classes). Success rate of targeted attack is positively correlated with the percentage of that class in the ground truth. The reason might be that if there are less nodes belonging to a class, the attacked nodes only have weak linkage to that class, and the classification is more influenced by nodes in other classes. This makes it harder to turn the predicted label to class with few nodes. For fake nodes labels, we do experiments on both randomly and targeted labels. Targeted labeling generally gives better result. Table 4 shows that targeted attacks success rate for Greedy and Greedy-GAN algorithms using targeted labeling.

5.3 Data Poisoning

In industry, GCN is normally applied to longitudinal data. Due to the time-consuming process of training a new network, networks are periodically retrained instead. We thus consider the scenario where the GCN is re-trained under the dataset with fake nodes. This is also known as the data poisoning scenario, while the previous discussed case (without retraining) is called test time attack.

Table 5 presents the accuracy after non-targeted data poisoning. The GCN is retrained with learning rate 0.01, 50 epochs after the data has been modified. The results show that both attacking and poisoning can effectively reduce the accuracy of GCN, and the symmetric normalization is more robust under poisoning attacks overall.

For specific node data poisoning, since only three fake nodes are added, we did not change existing edges in the training dataset, thus the 'good' nodes and edges in the training dataset are still dominating. While for a group of nodes, it works quite well, we could reach as low as 0.01 accuracy which is as good as the original Nettack [36] by changing features and edges directly and retraining the network until converge, and our result on Citeseer is even better.

5.4 Degree of Nodes

Previous work [36] found that nodes with smaller degrees are more vulnerable in data poisoning. Our experiments confirm that attacking a group of nodes and single node also follow that rule. Table 6 presents typical nodes accuracy by degree. When adding extra links between fake nodes and real nodes, higher degree nodes are

Table 6: An typical case for nodes with different degrees, under Greedy non-targeted attack and poisoning; Citeseer Dataset with row normalization, seed = 42.

nodes degree	(0,5]	(5,10]	(10,20]	(20, ∞)	total accuracy
clean	0.78	0.83	1.0	1.0	0.80
Greedy Attacking	0.037	0.25	0.50	1.0	0.10
Greedy Poisoning	0.025	0.417	0.667	1.0	0.12
Greedy-GAN Attacking	0.037	0.25	0.67	1.0	0.11
Greedy-GAN Poisoning	0.074	0.33	0.67	1.0	0.15

more resistant to the impact of fake nodes. And this works for both attacking and poisoning.

5.5 Row-wise vs. Symmetric Normalization.

Although row-wise or symmetric normalization could achieve similar performance in classification, we found their robustnesses vary. For row-wise normalization, when adding a new edge $e_{i,j}$ on graph, the two elements in adjacency matrix $A_{i,j}$ and $A_{j,i}$ changes from 0 to 1. Therefore, we could get the corresponding two elements in the normalized matrix \hat{A} changing from 0 to $\hat{A}_{i,j}^{(t+1)} = 1/(d_{ii} + 1)$ and $\hat{A}_{j,i}^{(t+1)} = 1/(d_{jj} + 1)$. Also, other nonzero elements $\hat{A}_{i,\cdot}^{(t)}, \hat{A}_{\cdot,j}^{(t)}$ changes to

$$\begin{aligned}\hat{A}_{i,\cdot}^{(t+1)} &= d_{ii}^{(t)} / (d_{ii}^{(t)} + 1) \hat{A}_{i,\cdot}^{(t)} \\ \hat{A}_{\cdot,j}^{(t+1)} &= d_{jj}^{(t)} / (d_{jj}^{(t)} + 1) \hat{A}_{\cdot,j}^{(t)}.\end{aligned}$$

For symmetric normalization, origin elements $\hat{A}_{i,j}^{(t)}$ and $\hat{A}_{j,i}^{(t)}$ in the original normalized matrix changes from 0 to $1/\sqrt{(d_{ii}^{(t)} + 1)(d_{jj}^{(t)} + 1)}$ while other nonzero elements $\hat{A}_{i,\cdot}^{(t)}, \hat{A}_{\cdot,j}^{(t)}$ changes to

$$\begin{aligned}\hat{A}_{i,\cdot}^{(t+1)} &= \hat{A}_{\cdot,i}^{(t+1)} = \sqrt{d_{ii}^{(t)}} / \sqrt{d_{ii}^{(t)} + 1} \hat{A}_{i,\cdot}^{(t)} \\ \hat{A}_{\cdot,j}^{(t+1)} &= \hat{A}_{\cdot,j}^{(t+1)} = \sqrt{d_{jj}^{(t)}} / \sqrt{d_{jj}^{(t)} + 1} \hat{A}_{\cdot,j}^{(t)}.\end{aligned}$$

To sum up, on one hand, the magnitude of change is greater in row normalized elements than in symmetric normalized elements. On the other hand, when adding or dropping an edge in the graph, only 2 rows are affected in the row normalized adjacency matrix. However for symmetric case, it affects both 2 rows and 2 columns.

Therefore, we find that when adding smaller amount of edges, number of affected rows/columns is dominated so that symmetric normalized GCN is more vulnerable. When adding larger amount of edges, the magnitude of change in elements plays a more important role so that the row normalized GCN is more vulnerable. For example, in Table 1, the average edges per fake node is 5, and accuracy of symmetric normalized GCN is smaller than row normalized one. While in Table 7 symmetric normalized GCN is more robust in all of the methods, where we add 5 % fake nodes to attack the whole test dataset of graph (70 % nodes of graph.) by adding 10,000 fake edges (around 60 to 75 edges per fake node). For attacking a group of 100 nodes, the average number edges per fake nodes is 10, which causes those two effects contribute equally. Therefore, there is no significant differences in terms of robustness.

Table 7: An extreme case of adding 5 % fake nodes and 10,000 edges for non-targeted attacking the whole test dataset (70 % nodes).

Dataset	Cora		Citeseer	
	row-wise	symmetric	row-wise	symmetric
Clean	0.84	0.81	0.76	0.75
Random	0.34	0.42	0.49	0.51
Greedy	0.11	0.15	0.02	0.16
Greedy-GAN	0.11	0.25	0.07	0.17

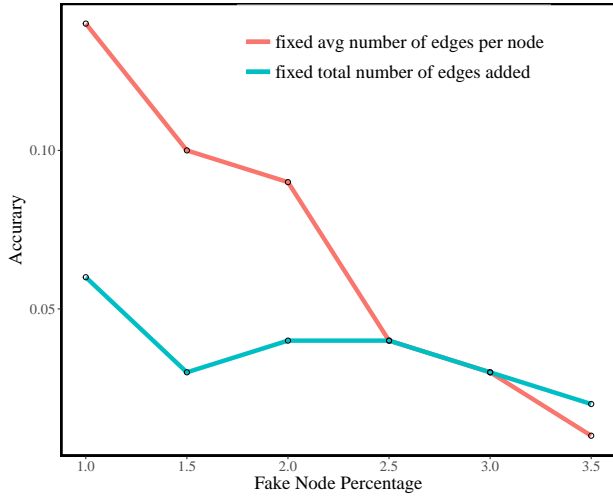


Figure 3: Accuracy varies with different number of fake nodes and different number of added edges, using symmetric Citeseer dataset ; Red line: Fixed average degree of fake nodes as 10; Blue line: Fixed total number of added edges.

5.6 Number of Fake Nodes.

In this part, we explore how the number of fake nodes influences the efficiency of attacking. We attack a group of 100 nodes with different number of fake nodes. Figure 3 shows how the number of fake nodes influences the classification accuracy. We use 1%, 1.5%, 2%, 2.5% and 3% of fake nodes, and assign random labels to the fake nodes. As expected, more fake nodes yields more effective attacks. We notice that the number of added edges between fake nodes and real nodes also plays an important role. The blue line in Figure 3 ranges from 2% to 6% with adding same total amount edges (as same as the experiment in Section 5.1 and 5.2), with different number of fake nodes. This indicates even with very small amount of fake nodes, we can attack the accuracy of GCN to very low, for example, if we only 1 % fake nodes, with average degree of fake node 25, in Figure 3, the accuracy is down to 0.06. On the other hand, if we fixed the average degree of fake nodes as 10 (also the same as Section 5.1 and 5.2 average degree of fake nodes setting), the accuracy varies from 0.14 to 0.01 with the number of fake nodes increasing from 1 % to 3%.

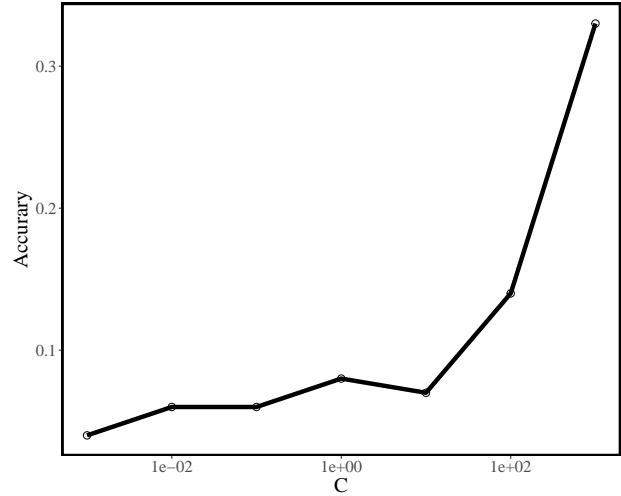


Figure 4: Row normalized Cora dataset: Accuracy with difficult c in Algorithm 2

5.7 Different c in Greedy-GAN

We study how different c in Algorithm 2 influences the attack efficiency. In Section 4.1, we claimed that if c is large, the objective function is dominated by the discriminator, so the node features generated will be very close to real ones but with a lower attack successful rate (higher accuracy). If c is greater than 1, we say realness of the nodes are more important, if c is smaller than 1, then the system is more on attacking. In Figure 4, c varies from very small value 0.001 to very large value 1000 increasing by 10 times each time, there is a positive correlation between c and accuracy of GCN. We notice that when c is smaller or equal to 10, the accuracy is varies from 0.04 to 0.08, which means even the systems is more on realness of the fake nodes features (c > 1), the we could get efficient attacking using Greedy-GAN. Greedy-GAN algorithm could maintain realness of fake nodes without losing attacking efficiency. Unless c is extremely large, say 1000, the accuracy 0.33, which is not as efficient as the result in Table 2 in terms of attacking.

5.8 Attacking Large Scale Graphs

When training large scale graphs, original GCN will not work due to memory bottleneck. Thus algorithms based on neighbourhood sampling come out to relieve this issue [4] [15]. Because there is a neighbourhood sampling function in these algorithms, directly adding or deleting edges on the original graphs method become less effective than on GCN. The reason is when training GraphSAGE (or other large scale graph neural networks), sampling neighbourhood could be view as dropping edges during training, [8] shows that use dropping edges while training is a cheap method to increase the robustness of GCN. As the result, attacking GraphSAGE (or other large scale graph neural networks) is more difficult than attacking GCN.

In this section, we use a GCN aggregator for GraphSAGE for nodes prediction. We use Reddits dataset (232,965 nodes, 11,606,919 edges, 41 classes and 602 features) as a benchmark. For labeling

rate, we use the same setting as GraphSAGE[15] paper. When considering the attacking single nodes scenario, for changing edges directly on the existing graphs, the accuracy of GraphSAGE drop from 0.98 to 0.95. For adding fake nodes the accuracy drops to 0.07. Reddits dataset has continuous feature space, thus it would be more vulnerable for fake nodes attacks than the discrete feature space datasets (Cora and Citeseer). Adding fake nodes are easily to introduce new features to the target-attacked node in continuous features space, thus it will lead to accuracy dropping.

6 CONCLUSION

In this paper, we develop two algorithms, Greedy and Greedy-GAN, to attack GCNs by adding fake nodes and without changing any existing edge or feature. Our experimental results show that both algorithms can successfully attack GCNs. To make the attack unnoticeable, we added a discriminator using the Greedy-GAN algorithm to generate features of fake nodes. Furthermore, we explored parameter sensitivities on degree of nodes; different normalize methods to evaluate the effectiveness of our attacks; different number of fake nodes and the trade-off between realness of features and attacking efficiency. Moreover we scaled up our attacks to large scale graph data that uses GraphSAGE[15].

In future, we would like to explore the defence of adversarial attacks on GCNs as well as on large scale networks such as GraphSAGE[15].

REFERENCES

- [1] Anurag Arnab, Ondrej Miksik, and Philip H. S. Torr. 2017. On the Robustness of Semantic Segmentation Models to Adversarial Attacks. *CoRR* abs/1711.09856 (2017).
- [2] Nicholas Carlini and David A. Wagner. 2017. Towards Evaluating the Robustness of Neural Networks. In *2017 IEEE Symposium on Security and Privacy, SP 2017, San Jose, CA, USA, May 22-26, 2017*. 39–57.
- [3] Hongge Chen, Huan Zhang, Pin-Yu Chen, Jinfeng Yi, and Cho-Jui Hsieh. 2017. Show-and-Fool: Crafting Adversarial Examples for Neural Image Captioning. *CoRR* abs/1712.02051 (2017).
- [4] Jie Chen, Tengfei Ma, and Cao Xiao. 2018. FastGCN: Fast Learning with Graph Convolutional Networks via Importance Sampling. *CoRR* abs/1801.10247 (2018).
- [5] Pin-Yu Chen, Huan Zhang, Yash Sharma, Jinfeng Yi, and Cho-Jui Hsieh. 2017. ZOO: Zeroth Order Optimization Based Black-box Attacks to Deep Neural Networks without Training Substitute Models. In *Proceedings of the 10th ACM Workshop on Artificial Intelligence and Security, AISeC@CCS 2017, Dallas, TX, USA, November 3, 2017*. 15–26.
- [6] Minhao Cheng, Thong Le, Pin-Yu Chen, Jinfeng Yi, Huan Zhang, and Cho-Jui Hsieh. 2018. Query-Efficient Hard-label Black-box Attack: An Optimization-based Approach. *arXiv preprint arXiv:1807.04457* (2018).
- [7] Minhao Cheng, Jinfeng Yi, Huan Zhang, Pin-Yu Chen, and Cho-Jui Hsieh. 2018. Seq2Sick: Evaluating the Robustness of Sequence-to-Sequence Models with Adversarial Examples. *CoRR* abs/1803.01128 (2018).
- [8] Hanjun Dai, Hui Li, Tian Tian, Xin Huang, Lin Wang, Jun Zhu, and Le Song. 2018. Adversarial Attack on Graph Structured Data. In *Proceedings of the 35th International Conference on Machine Learning (Proceedings of Machine Learning Research)*, Jennifer Dy and Andreas Krause (Eds.), Vol. 80. PMLR, Stockholm, Sweden, 1123–1132.
- [9] Michaël Defferrard, Xavier Bresson, and Pierre Vandergheynst. 2016. Convolutional Neural Networks on Graphs with Fast Localized Spectral Filtering. In *Advances in Neural Information Processing Systems 29: Annual Conference on Neural Information Processing Systems 2016, December 5-10, 2016, Barcelona, Spain*. 3837–3845.
- [10] Javid Ebrahimi, Anyi Rao, Daniel Lowd, and Dejing Dou. 2017. HotFlip: White-Box Adversarial Examples for NLP. *CoRR* abs/1712.06751 (2017).
- [11] Kevin Eykholt, Ivan Evtimov, Earlene Fernandes, Bo Li, Dawn Song, Tadayoshi Kohno, Amir Rahmati, Atul Prakash, and Florian Tramèr. 2017. Note on Attacking Object Detectors with Adversarial Stickers. *CoRR* abs/1712.08062 (2017).
- [12] Ji Gao, Jack Lanchantin, Mary Lou Soffa, and Yanjun Qi. 2018. Black-Box Generation of Adversarial Text Sequences to Evade Deep Learning Classifiers. In *2018 IEEE Security and Privacy Workshops, SP Workshops 2018, San Francisco, CA, USA, May 24, 2018*. 50–56.
- [13] Ian J. Goodfellow, Jonathon Shlens, and Christian Szegedy. 2014. Explaining and Harnessing Adversarial Examples. *CoRR* abs/1412.6572 (2014).
- [14] Aditya Grover and Jure Leskovec. 2016. node2vec: Scalable Feature Learning for Networks. In *Proceedings of the 22nd ACM SIGKDD International Conference on Knowledge Discovery and Data Mining, San Francisco, CA, USA, August 13-17, 2016*. 855–864.
- [15] W. L. Hamilton, R. Ying, and J. Leskovec. 2017. Inductive Representation Learning on Large Graphs. *ArXiv e-prints* (June 2017).
- [16] A. Ilyas, L. Engstrom, A. Athalye, and J. Lin. 2018. Black-box Adversarial Attacks with Limited Queries and Information. *ArXiv e-prints* (April 2018).
- [17] Robin Jia and Percy Liang. 2017. Adversarial Examples for Evaluating Reading Comprehension Systems. In *Proceedings of the 2017 Conference on Empirical Methods in Natural Language Processing, EMNLP 2017, Copenhagen, Denmark, September 9-11, 2017*. 2021–2031.
- [18] Thomas N. Kipf and Max Welling. 2016. Semi-Supervised Classification with Graph Convolutional Networks. *CoRR* abs/1609.02907 (2016).
- [19] A. Kurakin, I. Goodfellow, and S. Bengio. 2016. Adversarial Machine Learning at Scale. *ArXiv e-prints* (Nov. 2016).
- [20] Jiwei Li, Will Monroe, and Dan Jurafsky. 2016. Understanding Neural Networks through Representation Erasure. *CoRR* abs/1612.08220 (2016).
- [21] Bin Liang, Hongcheng Li, Miaoqiang Su, Pan Bian, Xirong Li, and Wenchang Shi. 2017. Deep Text Classification Can be Fooled. *CoRR* abs/1704.08006 (2017).
- [22] Jiajun Lu, Hussein Sibai, and Evan Fabry. 2017. Adversarial Examples that Fool Detectors. *CoRR* abs/1712.02494 (2017).
- [23] Aleksander Madry, Aleksandar Makelov, Ludwig Schmidt, Dimitris Tsipras, and Adrian Vladu. 2017. Towards Deep Learning Models Resistant to Adversarial Attacks. *CoRR* abs/1706.06083 (2017).
- [24] Jan Hendrik Metzen, Mummadi Chaitanya Kumar, Thomas Brox, and Volker Fischer. 2017. Universal Adversarial Perturbations Against Semantic Image Segmentation. In *IEEE International Conference on Computer Vision, ICCV 2017, Venice, Italy, October 22-29, 2017*. 2774–2783.
- [25] Nicolas Papernot, Patrick D. McDaniel, Ananthram Swami, and Richard E. Hwang. 2016. Transferability in Machine Learning: from Phenomena to Black-Box Attacks using Adversarial Samples. *CoRR* abs/1605.07277 (2016).
- [26] Nicolas Papernot, Patrick D. McDaniel, Ananthram Swami, and Richard E. Hwang. 2016. Crafting adversarial input sequences for recurrent neural networks. In *2016 IEEE Military Communications Conference, MILCOM 2016, Baltimore, MD, USA, November 1-3, 2016*. 49–54.
- [27] T. Pham, T. Tran, D. Phung, and S. Venkatesh. 2016. Column Networks for Collective Classification. *ArXiv e-prints* (Sept. 2016).
- [28] S. Rhee, S. Seo, and S. Kim. 2017. Hybrid Approach of Relation Network and Localized Graph Convolutional Filtering for Breast Cancer Subtype Classification. *ArXiv e-prints* (Nov. 2017).
- [29] Suranjana Samanta and Sameep Mehta. 2017. Towards Crafting Text Adversarial Samples. *CoRR* abs/1707.02812 (2017).
- [30] Fnu Suya, Yuan Tian, David Evans, and Paolo Papotti. 2017. Query-limited Black-box Attacks to Classifiers. *CoRR* abs/1712.08713 (2017).
- [31] Florian Tramèr, Alexey Kurakin, Nicolas Papernot, Dan Boneh, and Patrick D. McDaniel. 2017. Ensemble Adversarial Training: Attacks and Defenses. *CoRR* abs/1705.07204 (2017).
- [32] Cihang Xie, Jianyu Wang, Zhishuai Zhang, Yuyin Zhou, Lingxi Xie, and Alan L. Yuille. 2017. Adversarial Examples for Semantic Segmentation and Object Detection. In *IEEE International Conference on Computer Vision, ICCV 2017, Venice, Italy, October 22-29, 2017*. 1378–1387.
- [33] Xiaojun Xu, Xinyun Chen, Chang Liu, Anna Rohrbach, Trevor Darel, and Dawn Song. 2017. Can you fool AI with adversarial examples on a visual Turing test? *CoRR* abs/1709.08693 (2017).
- [34] Rex Ying, Ruining He, Kaifeng Chen, Pong Eksombatchai, William L. Hamilton, and Jure Leskovec. 2018. Graph Convolutional Neural Networks for Web-Scale Recommender Systems. In *Proceedings of the 24th ACM SIGKDD International Conference on Knowledge Discovery & Data Mining, KDD 2018, London, UK, August 19-23, 2018*. 974–983.
- [35] Zhengli Zhao, Dheeru Dua, and Sameer Singh. 2017. Generating Natural Adversarial Examples. *CoRR* abs/1710.11342 (2017).
- [36] D. Zügner, A. Akbarnejad, and S. Günnemann. 2018. Adversarial Attacks on Neural Networks for Graph Data. *ArXiv e-prints* (May 2018).