

Semi-supervised Target-level Sentiment Analysis via Variational Autoencoder

Weidi Xu and Ying Tan

Key Laboratory of Machine Perception (Ministry of Education),
School of Electronics Engineering and Computer Science, Peking University, Beijing, 100871, China
wead_hsu@pku.edu.cn, ytan@pku.edu.cn

Abstract

Target-level aspect-based sentiment analysis (TABSA) is a long-standing challenge, which requires fine-grained semantic reasoning about a certain aspect. As manual annotation over the aspects is laborious and time-consuming, the amount of labeled data is limited for supervised learning. This paper proposes a semi-supervised method for the TABSA problem based on the Variational Autoencoder (VAE). VAE is a powerful deep generative model which models the latent distribution via variational inference. By disentangling the latent representation into the aspect-specific sentiment and the context, the method implicitly induces the underlying sentiment prediction for the unlabeled data, which then benefits the TABSA classifier. Our method is classifier-agnostic, i.e., the classifier is an independent module and various advanced supervised models can be integrated. Experimental results are obtained on the SemEval 2014 task 4 and show that our method is effective with four classical classifiers. The proposed method outperforms two general semi-supervised methods and achieves the state-of-the-art performance.

1 Introduction

Target-level (also mentioned as “target-oriented”) aspect-based sentiment analysis (TABSA) aims at classifying the sentiment orientation towards a given aspect. For example, given a review about a restaurant “*the [pizza]_{aspect} is the best if you like thin crusted pizza, however, the [service]_{aspect} is awful.*”, the sentiment implications w.r.t. “*pizza*” and “*service*” are different. For the aspect “*pizza*”, the sentiment polarity is “*positive*” while “*negative*” for the aspect “*service*”. In contrast to sentiment analysis, this task requires more fine-grained reasoning about the textual context. The task is worthy of investigation due to the wide application in analyzing the review comments. And researches on fine-grained analysis can also shed light on the task-specific semantic reasoning in other NLP tasks. Recently, many attempts have been made (Tang et al. 2016; Tang, Qin, and Liu 2016; Pan and Wang 2018; Liu, Cohn, and Baldwin 2018; Zhang and Liu 2017). These models focus on supervised learning and pay much attention to the interaction between the aspect and the context.

On the other hand, the amount of labeled data is quite limited as the annotation about the aspects is laborious. There are possibly several aspects in a sentence, and the

aspect-specific annotation is required. Currently available data sets, e.g. SemEval, only has around 2K unique sentences and 3K sentence-aspect pairs, which is insufficient to fully exploit the power of the deep models. However, a large amount of unlabeled data is available for free and can be accessed easily from the websites. It will be of great significance if numerous unlabeled samples can be utilized to further facilitate the supervised TABSA classifier. Therefore, the semi-supervised TABSA is a promising research topic. Previous semi-supervised (unsupervised) models mainly focus on the aspect term extraction task, which relies on the token-level clustering property (Brody and Elhadad 2010; Mukherjee and Liu 2012; Liu et al. 2016; He et al. 2017). The TABSA is semantically complicated and it is non-trivial for a model to capture sentimental similarity of the aspects, which causes the difficulties for the semi-supervised learning.

The variational autoencoder (VAE) (Kingma and Welling 2014; Rezende, Mohamed, and Wierstra 2014) offers the flexibility to customize the model structure to aggregate the information around the aspects. Therefore, we propose a semi-supervised method for TABSA based on the VAE, to which we refer as Target-level Semi-supervised Sequential Variational Autoencoder (TSSVAE). The model learns the latent representation of the input data and disentangles the information into two parts, i.e., the aspect-based sentiment category and the lexical context. By regarding the category of the unlabeled data as the discrete latent variable, the model implicitly induces the sentiment polarity via the variational inference. Specifically, the lexical information is extracted by the encoder, and the sentiment polarity is inferred by the classifier. The decoder takes these two representations as inputs and reconstructs the input sentence. In contrast to the conventional auto-regressive models, the latent representations obtained by applying the encoder and the classifier to input examples have their specific meanings. And therefore, it is also possible to condition the sentence generation on the sentiment and lexical information w.r.t. a certain aspect. In addition, by separating the representation of the input sentence, the classifier becomes an independent module in our method, which endows the method with the ability to integrate different classifiers. To capture the conditional aspect, the encoder is modeled by two RNNs, which is responsible for the left and right context of the aspect. And so is the

decoder. The method is presented in detail in Sec. 3.

Experimental results are obtained on the two datasets from SemEval 2014 task 4 (Pontiki et al. 2014). Four publicly available models are implemented as the classifier in TSSVAE. Our method is able to utilize the unlabeled data and consistently improve the performance against the supervised models. Compared with other semi-supervised methods, i.e., word embedding pre-training and self-training, our method also demonstrates superior performance. And the state-of-the-art results are obtained.

2 Related Work

Sentiment analysis is a traditional research hotspot in the NLP field (Maas et al. 2011; Wang and Manning 2012). Rather than obtaining the sentimental inclination of the entire text, TABSA instead aims to extract the sentimental expression w.r.t. a certain aspect. With the release of on-line completions, abundant methods were proposed to explore the limits of current models. Tang et al. (Tang et al. 2016) proposed to make use of bidirectional Long Short-Term Memory (LSTM) (Hochreiter and Schmidhuber 1997) to encode the sentence from the left and right to the aspect term. This model primarily verifies the effectiveness of deep models for TABSA. Tang et al. (Tang, Qin, and Liu 2016) then put forward a neural reasoning model in analogy to the memory network to perform the reasoning in many steps. Zhang et al. (Zhang, Zhang, and Vo 2016) came up with a model that combines the context before and after the aspect term via a gating mechanism. There are also many other works dedicating to solve this task (Pan and Wang 2018; Liu, Cohn, and Baldwin 2018; Zhang and Liu 2017).

Another related topic is semi-supervised learning for the text classification. A simple but efficient method is to use pre-trained modules, e.g., initializing the word embedding or bottom layers with pre-trained parameters. Although word embedding technique has been widely used in NLP models, e.g., Glove (Pennington, Socher, and Manning 2014) and ELMo (Peters et al. 2018), other pretraining-based method is model-dependent. The ELMo (Peters et al. 2018) replaces the embedding layer with the pre-trained BiLSTM to capture the contextual representation. This method is complementary with the proposed method. The combination with our method may yield better performance than either of them alone, but that investigation is beyond the scope of this paper. However, other methods, e.g., the Transformer LM (Radford et al.), proposed a unified semi-supervised framework to handle various tasks. This constraint prevents advanced supervised models from the semi-supervised learning.

VAE-based semi-supervised methods, on the other hand, are able to cooperate with various kinds of classifiers. VAE has been applied in many semi-supervised NLP tasks, ranging from text classification (Xu et al. 2017), relation extraction (Marcheggiani and Titov 2016) to sequence tagging (Zhang et al. 2017). Different from text classification where sentiment polarity is related to an entire sentence, the TABSA needs to extract the informative description and perform sophisticated reasoning about a given aspect. To circumvent this problem, a novel structure is proposed.

3 Method Description

In this section, the problem definition is provided and then the model framework is presented in detail.

The TABSA task aims to classify a data sample with input sentence $\mathbf{x} = \{x_1, \dots, x_n\}$ and corresponding aspect $\mathbf{a} = \{a_1, \dots, a_m\}$, where \mathbf{a} is a subsequence of \mathbf{x} , into a sentiment polarity y , where $y \in \{P, O, N\}$. P, O, N denotes “positive”, “neutral”, “negative”. For the semi-supervised TABSA, we consider the following scenario. Given a dataset consisting of labeled samples \mathbf{S}_l and unlabeled samples \mathbf{S}_u , where the $\mathbf{S}_l = \{(\mathbf{x}_l^{(i)}, \mathbf{a}_l^{(i)}, y_l^{(i)})\}_{i=1}^{N_l}$ and $\mathbf{S}_u = \{(\mathbf{x}_u^{(i)}, \mathbf{a}_u^{(i)})\}_{i=1}^{N_u}$, the goal is to utilize \mathbf{S}_u to improve the classification performance over the supervised model using \mathbf{S}_l only.

A VAE-based method is proposed for the semi-supervised TABSA, referred to as Target-level Semi-supervised Sequential VAE (TSSVAE). The architecture is depicted in Fig. 1. The method consists of three main components, i.e., the classifier, the encoder and the decoder. The classifier can be any differentiable supervised TABSA model, which takes \mathbf{x} and \mathbf{a} as input, and outputs the prediction about y . The encoder encodes the data into a latent space that is independent of the label y . And the decoder combines the outputs from the classifier and the encoder to reconstruct the input sentence. For the labeled data, the classifier and the autoencoder are trained with the given label y . For the unlabeled data, the y is regarded as the latent discrete variable and it is induced by maximizing the generative probability. As the classifier can be implemented by various models, the description of the classifier will be omitted. We present a special autoencoder structure and two kinds of RNN decoder structure.

In the following, the objective functions are clarified, followed by the model description.

Variational Inference

Using generative models is a common approach for semi-supervised learning, which tries to extract the information from the unlabeled data by modeling the data distribution. In VAE, the data distribution is modeled by optimizing the evidence lower bound (ELBO) of data log-likelihood, which leads to two objectives for labeled data and unlabeled data respectively. For the labeled data, VAE maximizes the ELBO of $p(\mathbf{x}, y|\mathbf{a})$. For the unlabeled data, it optimizes the ELBO of $p(\mathbf{x}|\mathbf{a})$, where the y is latent and integrated. Specifically, the dependency between variables is illustrated in Fig. 2. The ELBO of $\log p(\mathbf{x}, y|\mathbf{a})$ can be given as follows:

$$\begin{aligned} \log p_\theta(\mathbf{x}, y|\mathbf{a}) &\geq \mathbb{E}_{q_\phi(\mathbf{z}|\mathbf{x}, \mathbf{a}, y)}[\log p_\theta(\mathbf{x}|y, \mathbf{a}, \mathbf{z})] + \log p_\theta(y) \\ &\quad - D_{KL}(q_\phi(\mathbf{z}|\mathbf{x}, \mathbf{a}, y)||p_\theta(\mathbf{z})) = \mathcal{L}(\mathbf{x}, \mathbf{a}, y), \end{aligned} \quad (1)$$

where \mathbf{z} is the latent variable which represents lexical information over the sentence and D_{KL} is the KullbackLeibler divergence.

In terms of the unlabeled data, the ELBO of $\log p(\mathbf{x}|\mathbf{a})$

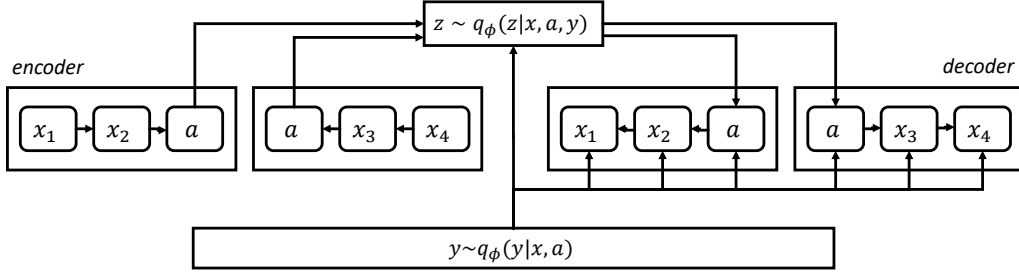


Figure 1: This is the sketch of our model with bi-directional encoder and decoder. **Bottom:** When using unlabeled data, the distribution of $y \sim q_\phi(y|\mathbf{x}, \mathbf{a})$ is provided by the classifier. **Left:** The sequence is encoded by two LSTMs, which encode the left and right part respectively. And the encoding and the label y are used to parameterize the posterior $q_\phi(z|\mathbf{x}, \mathbf{a}, y)$. **Right:** A sample \mathbf{z} from the posterior $q_\phi(z|\mathbf{x}, \mathbf{a}, y)$ and label y are passed to the generative network which estimates the probability $p_\theta(\mathbf{x}|y, \mathbf{a}, \mathbf{z})$.

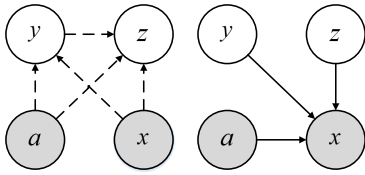


Figure 2: Illustration of TSSVAE as a directed graph. **Left:** Dashed lines are used to denote variational approximation $q_\phi(y|\mathbf{x}, \mathbf{a})q_\phi(\mathbf{z}|\mathbf{x}, \mathbf{a}, y)$. **Right:** Solid lines are used to denote generative model $p_\theta(\mathbf{x}|y, \mathbf{a}, \mathbf{z})$.

can be extended from Eq. 1.

$$\begin{aligned} \log p_\theta(\mathbf{x}|\mathbf{a}) &\geq \sum_y q_\phi(y|\mathbf{x}, \mathbf{a})(\mathcal{L}(\mathbf{x}, \mathbf{a}, y)) + \mathcal{H}(q_\phi(y|\mathbf{x}, \mathbf{a})) \\ &= \mathcal{U}(\mathbf{x}, \mathbf{a}), \end{aligned} \quad (2)$$

where \mathcal{H} is the entropy function and $q_\phi(y|\mathbf{x}, \mathbf{a})$ is the classification function.

And $q_\phi(y|\mathbf{x}, \mathbf{a})$ can also be trained in the supervised manner using the labeled data. Combining the above objectives, the overall objective for the entire data set is:

$$\begin{aligned} J = & \sum_{(\mathbf{x}, \mathbf{a}, y) \in S_l} -\mathcal{L}(\mathbf{x}, \mathbf{a}, y) + \sum_{\mathbf{x} \in S_u} -\mathcal{U}(\mathbf{x}, \mathbf{a}) \\ & + \gamma \sum_{(\mathbf{x}, \mathbf{a}, y) \in S_l} -\log q_\phi(y|\mathbf{x}, \mathbf{a}), \end{aligned} \quad (3)$$

where γ is a hyper-parameter which controls the weight of the additional classification loss.

To implement this objective, three components are required to model the $q_\phi(y|\mathbf{x}, \mathbf{a})$, $q_\phi(\mathbf{z}|\mathbf{x}, \mathbf{a}, y)$ and $p_\theta(\mathbf{x}|y, \mathbf{a}, \mathbf{z})$ respectively.

Classifier

Various currently available models can be used as the classifier. For the unlabeled data, the classifier is used to predict the distribution of label y for the decoder, i.e., $y \sim$

$q_\phi(y|\mathbf{x}, \mathbf{a})$. The distribution $q_\phi(y|\mathbf{x}, \mathbf{a})$ will be tuned during maximizing the objective in Eq. 2. In this work, four classical classifiers are implemented in TSSVAE and they are also used as the supervised baselines for the comparison.

Encoder

The encoder plays the role of $q_\phi(\mathbf{z}|\mathbf{x}, \mathbf{a}, y)$. This module extracts the lexical feature that is independent of the label y when given data sample (\mathbf{x}, \mathbf{a}) . In this way, the \mathbf{z} and y jointly form the representation vector for the input data.

To capture the aspect, we propose to use two LSTMs to encode the sentence from left and right to the aspect term. In this implementation, we treat the left side and right side of the aspect differently. Denote that \mathbf{x} is composed of three parts $(\mathbf{x}_l, \mathbf{a}, \mathbf{x}_r)$, then the forward LSTM \overrightarrow{LSTM} is used to obtain the representation vector of $[\mathbf{x}_l : \mathbf{a}]$ and the backward LSTM \overleftarrow{LSTM} processes the $[\mathbf{a}, \mathbf{x}_r]$. Let \mathbf{g}_l denotes the last state of $\overrightarrow{LSTM}([\mathbf{x}_l : \mathbf{a}])$ and \mathbf{g}_r denotes the last state of $\overleftarrow{LSTM}([\mathbf{a} : \mathbf{x}_r])$, then the distribution of \mathbf{z} can be given as:

$$\begin{aligned} \mathbf{z} &\sim \mathcal{N}(\mu(\mathbf{x}, y), \text{diag}(\sigma^2(\mathbf{x}, y))), \\ \mathbf{g} &= \tanh(\mathbf{W}_g[\mathbf{g}_l : \mathbf{g}_r] + \mathbf{b}_g) \\ \mu(\mathbf{x}, y) &= \tanh(\mathbf{W}_\mu[\mathbf{g} : \mathbf{y}] + \mathbf{b}_\mu), \\ \sigma(\mathbf{x}, y) &= \tanh(\mathbf{W}_\sigma[\mathbf{g} : \mathbf{y}] + \mathbf{b}_\sigma). \end{aligned}$$

Hopefully, by separating the sequence into two parts, the encoder can be aware of the position and the content of the aspect term \mathbf{a} . The information from two sides are aggregated into the aspect term \mathbf{a} , and therefore the resulting \mathbf{z} can gather the information related to the aspect.

To further emphasize the position of the conditional aspect, the position tag is also included for each token. The position tag indicates the distance from the token to the aspect. And then the position tag is transformed into a vector as defined in (Vaswani et al. 2017), which is concatenated with the word embedding as the input of the RNNs.

Decoder

The textual sequence is well-known to be semantically complex and it is non-trivial for an RNN to capture the high-level semantics. Here we investigate two questions. How to

implement $p_\theta(\mathbf{x}|y, \mathbf{a}, \mathbf{z})$ without losing the information of \mathbf{a} and how to capture the semantic polarity by a sequential model. For the first question, similarly, we use two RNNs to model the left and right content. For the second question, a novel decoder structure is put forward and verified, inspired by the recent study of sentiment unit in the LSTM (Radford, Józefowicz, and Sutskever 2017).

One way to achieve $p_\theta(\mathbf{x}|y, \mathbf{a}, \mathbf{z})$ is to separate the sequence into two parts, reversing the process in the bi-directional encoder. For each decoder, the initial state is represented by the concatenation of y and \mathbf{z} , and every token is generated conditioned on the y :

$$\begin{aligned}\overleftarrow{\mathbf{h}}_0^d &= \overrightarrow{\mathbf{h}}_0^d = \tanh(\mathbf{W}_d[\mathbf{y} : \mathbf{z}] + b_d), \\ \overleftarrow{\mathbf{h}}_t^d &= \overleftarrow{f}_d(x_t, \mathbf{y}, \overleftarrow{\mathbf{h}}_{t-1}^d), \quad x_t \in [\mathbf{x}_l : \mathbf{a}] \\ p(x_{t-1}|\cdot) &= \text{softmax}(\mathbf{W}_p \overleftarrow{\mathbf{h}}_t^d + b_p), \\ \log p_\theta(\mathbf{x}_l|\mathbf{a}, y, \mathbf{z}) &= \sum_{x_t} \log p(x_t|\cdot), \quad x_t \in \mathbf{x}_l, \\ \overrightarrow{\mathbf{h}}_t^d &= \overrightarrow{f}_d(x_t, \mathbf{y}, \overrightarrow{\mathbf{h}}_{t-1}^d), \quad x_t \in [\mathbf{a} : \mathbf{x}_r] \\ p(x_{t+1}|\cdot) &= \text{softmax}(\mathbf{W}_p \overrightarrow{\mathbf{h}}_t^d + b_p), \\ \log p_\theta(\mathbf{x}_r|\mathbf{a}, y, \mathbf{z}) &= \sum_{x_t} \log p(x_t|\cdot), \quad x_t \in \mathbf{x}_r.\end{aligned}$$

It is equivalent to generating two sequences using two decoders. When decoding left part (or right part), the aspect will first get processed by the decoder and hence the decoder is aware of the aspect terms. The position tag is also used in the decoder.

Variant LSTM Decoders

In the decoder, the structure of conditional RNN is crucial for the final performance. Two structures are proposed and investigated to implement the $\overleftarrow{f}_d(x_t, y, \mathbf{h}_{t-1})$.

CLSTM To capture the y along the decoding, we propose to use conditional LSTM (CLSTM), which receives y as an additional input. Precisely, when given previous state \mathbf{h}_{t-1} , CLSTM implements $\overleftarrow{f}_d(x_t, y, \mathbf{h}_{t-1})$ as:

$$\begin{aligned}\mathbf{i}_t &= \sigma(\mathbf{W}_i x_t + \mathbf{U}_i \mathbf{h}_{t-1} + \mathbf{V}_i \mathbf{y} + b_i), \\ \mathbf{f}_t &= \sigma(\mathbf{W}_f x_t + \mathbf{U}_f \mathbf{h}_{t-1} + \mathbf{V}_f \mathbf{y} + b_f), \\ \mathbf{c}_t &= \tanh(\mathbf{W}_c x_t + \mathbf{U}_c \mathbf{h}_{t-1} + \mathbf{V}_c \mathbf{y} + b_c), \\ \mathbf{o}_t &= \sigma(\mathbf{W}_o x_t + \mathbf{U}_o \mathbf{h}_{t-1} + \mathbf{V}_o \mathbf{y} + b_o), \\ \mathbf{c}_t &= \mathbf{f}_t \mathbf{c}_{t-1} + \mathbf{i}_t \mathbf{c}_t, \\ \mathbf{h}_t &= \mathbf{o}_t \cdot \tanh(\mathbf{c}_t),\end{aligned}$$

where $\mathbf{V}_i, \mathbf{V}_f, \mathbf{V}_c, \mathbf{V}_o$ are extra parameters to capture the information from y . In the implementation, it is equivalent to concatenating x_t and y when fed into the LSTM network.

FcLSTM (Radford, Józefowicz, and Sutskever 2017; Karpathy, Johnson, and Li 2015) verified that the hidden cell of the LSTM is able to maintain the high level abstraction

of the sentence, e.g., sentimental orientation. Therefore, instead of simply using y as additional input, we can keep y as a part of constant cell units. The sentiment can be extracted by controlling the output gate. We denote this kind of implementation as Fix-cell LSTM (FcLSTM). It works as follows:

$$\begin{aligned}\mathbf{i}_t &= \sigma(\mathbf{W}_i x_t + \mathbf{U}_i \mathbf{h}_{t-1} + b_i), \\ \mathbf{f}_t &= \sigma(\mathbf{W}_f x_t + \mathbf{U}_f \mathbf{h}_{t-1} + b_f), \\ \mathbf{c}_t &= \tanh(\mathbf{W}_c x_t + \mathbf{U}_c \mathbf{h}_{t-1} + b_c), \\ \mathbf{o}_t &= \sigma(\mathbf{W}_o x_t + \mathbf{U}_o \mathbf{h}_{t-1} + b_o), \\ \mathbf{c}_t &= \mathbf{f}_t \mathbf{c}_{t-1} + \mathbf{i}_t \mathbf{c}_t, \\ \mathbf{h}_t &= \mathbf{o}_t \cdot \tanh([\mathbf{c}_t : \mathbf{y}]),\end{aligned}$$

where \mathbf{o}_t is of size $d_h + d_y$ and $\mathbf{i}_t, \mathbf{f}_t, \mathbf{c}_t$ are of size d_h . The y is considered as a constant part of the cell. During the decoding, the state of y can be extracted by \mathbf{o}_t , which is derived by x_t and \mathbf{h}_{t-1} . These two structures are compared in the experiments.

4 Experiments

Datasets and Preparation

The models are evaluated on two benchmarks: Restaurant (REST) and Laptop (LAPTOP) datasets from the SemEval ABSA challenge (Pontiki et al. 2014). The REST dataset contains the reviews in the restaurant domain, while the LAPTOP dataset contains the reviews of Laptop products. The statistics of these two datasets are listed in Table 1. When processing these two datasets, we follow the same procedures as in another work (Lam et al. 2018). The dataset has a few samples that are labeled as ‘‘conflict’’ and these samples are removed. All tokens in the samples are lowercased without other preprocesses, e.g., removing the stop words, symbols or digits.

In terms of the unlabeled data, we obtained samples in the same domain for the REST and LAPTOP datasets. For the REST, the unlabeled samples are obtained from a sentiment analysis competition in Kaggle¹. The competition consists of 82K training samples and 34K test samples. For the LAPTOP, the unlabeled samples are obtained from the ‘‘Six Categories of Amazon Product Reviews’’², which has 412K samples. The reviews about the laptops are used among six product categories.

The NLTK sentence tokenizer is utilized to extract the sentences from the raw comments. And each sentence is regarded as a sample in our model for both REST and LAPTOP. To obtain the aspects in the unlabeled samples, an open-sourced aspect extractor³ is pre-trained using labeled data. The resulting test F1 score is 88.42 for the REST and 80.12 for the LAPTOP. Then the unlabeled data is processed by the pre-trained aspect extractor to obtain the aspects. The sentences that have no aspect are removed. And the sentences are filtered with maximal sentence length 80. The statistic of the resulting sentences is given in Table 2.

¹<https://inclass.kaggle.com/c/restaurant-reviews>

²<http://times.cs.uiuc.edu/wang296/Data/>

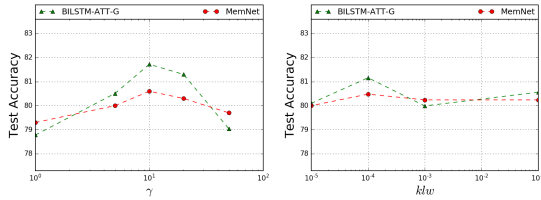
³https://github.com/guillaumegenthial/sequence_tagging

		# Positive	# Negative	# Neutral
REST	Train	2159	800	632
	Test	730	195	196
LAPTOP	Train	980	858	454
	Test	340	128	171

Table 1: The statistics of the datasets.

		Avg. Length	Std. Length
REST	Labeled	20.06	10.38
	Unlabeled	22.70	12.38
LAPTOP	Labeled	21.95	11.80
	Unlabeled	29.89	17.33

Table 2: The statistics of the reviews.



(a) Test accuracy w.r.t. γ . (b) Test accuracy w.r.t. klw .

Figure 3: Hyper-parameter tuning of the TSSVAE.

Model Configuration & Classifiers

In the experiments, the model is fixed with a set of universal hyper-parameters. The number of units in the encoder and the decoder LSTM is 100 and the latent variable is of size 50. The KL weight klw should be carefully tuned to prevent the model from trapping in a local optimum, where z carries no useful information. In this work, the KL weight is set to be $1e-4$. In term of word embedding, the pre-trained GloVe (Pennington, Socher, and Manning 2014) is used as the input of the encoder and the decoder⁴ and the out-of-vocabulary words are excluded. And it is fixed during the training. The γ is set to be 10 across the experiments. The test accuracy w.r.t. different γ and klw is shown in Fig. 3. The code has been made publicly available.

We implemented and verified four kinds of classical TABSA classifiers, i.e., TC-LSTM (Tang et al. 2016), MemNet (Tang, Qin, and Liu 2016), BILSTM-ATT-G (Zhang and Liu 2017) and IAN (Ma et al. 2017).

- **TC-LSTM**: Two LSTMs are used to model the left and right context of the target separately, then the concatenation of two representations is used to predict the label.
- **MemNet**: It uses the attention mechanism over the word embedding over multiple rounds to aggregate the information in the sentence, the vector of the final round is used for the prediction.
- **IAN**: IAN adopts two LSTMs to derive the representations of the context and the target phrase interactively and

⁴<http://nlp.stanford.edu/data/glove.8B.300d.zip>

the concatenation is fed to the softmax layer.

- **BILSTM-ATT-G**: It models left and right contexts using two attention-based LSTMs and makes use of a special gate layer to combine these two representations. The resulting vector is used for the prediction.

These classifiers are re-implemented using Tensorflow and integrated into our model. The configuration of hyper-parameters and the training settings are the same as the original papers. Various classifiers are tested here to demonstrate the robustness of our method and show that the performance can be consistently improved for different classifiers.

Main Results

Table 3 shows the experimental results on the REST and LAPTOP datasets. Two evaluation metrics are used here, i.e., classification accuracy and Macro-averaged F1 score. The latter is more suitable when the dataset is class-imbalance. In this table, the semi-supervised results are obtained with 10K unlabeled data. We didn't observe the further improvement with more unlabeled data. The mean and the standard deviation are reported over 5 runs. For each classifier clf , we conducted following experiments:

- clf : The classifier is trained using labeled data only.
- clf (EMB): We use CBOW (Mikolov et al. 2013) to train the word embedding vectors using both labeled and unlabeled data. And the resulting vectors, instead of pre-trained GloVe vectors, are used to initialize the embedding matrix of the classifier. This is the embedding-level semi-supervised learning as the embedding layer is trained using in-domain data.
- clf (ST): The self-training (ST) method is a typical semi-supervised learning method. We performed the self-training method over each classifier. At each epoch, we select the 1K samples with the best confidence and give them pseudo labels using the prediction. Then the classifier is re-trained with the new labeled data. The procedure loops until all the unlabeled samples are labeled.
- clf (TSSVAE): The proposed method that uses clf as the classifier. Note again that the classifier is an independent module in the proposed model, and the same configuration is used as in the supervised learning.

Besides, we also include the results of several supervised models in the first block, i.e., CNN-ASP (Lam et al. 2018), AE-LSTM, ATAE-LSTM (Wang et al. 2016), GCAE (Li and Xue 2018), from the original paper.

From the Table 3, the TSSVAE is able to improve supervised performance consistently for all classifiers. For the MemNet, the test accuracy can be improved by about 2% by TSSVAE, and so as the Macro-averaged F1. The BILSTM-ATT-G outperforms the other three models. When integrating the BILSTM-ATT-G as the classifier in the proposed method, we achieve the state-of-the-art results in this task.

Compared with other two semi-supervised methods, TSSVAE also shows better results. For all classifiers except the IAN on the LAPTOP, the TSSVAE outperforms the compared semi-supervised methods evidently. When using the IAN,

Classifier	Models	REST		LAPTOP	
		Accuracy	Macro-F1	Accuracy	Macro-F1
-	CNN-ASP	77.82 \downarrow	-	72.46 \downarrow	-
-	AE-LSTM	76.60 \downarrow	-	68.90 \downarrow	-
-	ATAE-LSTM	77.20 \downarrow	-	68.70 \downarrow	-
-	GCAE	77.28 (0.32) \downarrow	-	69.14 (0.32) \downarrow	-
TC-LSTM	TC-LSTM	77.97 (0.16)	67.55 (0.32)	68.42 (0.56)	62.42 (1.10)
	TC-LSTM (EMB)	77.18 (0.38)	65.97 (0.44)	67.51 (0.72)	60.31 (1.28)
	TC-LSTM (ST)	78.19 (0.36)	67.65 (0.43)	68.47 (0.47)	62.54 (0.74)
	TC-LSTM (TSSVAE)	78.64 (0.28)	68.71 (0.82)	69.08 (0.56)	63.06 (0.51)
MemNet	MemNet	78.68 (0.23)	68.18 (0.58)	70.28 (0.32)	64.38 (0.86)
	MemNet (EMB)	79.47 (0.38)	69.06 (0.21)	72.17 (0.44)	65.06 (0.73)
	MemNet (ST)	78.83 (0.20)	68.92 (0.20)	69.52 (0.36)	64.39 (0.67)
	MemNet (TSSVAE)	80.18 (0.26)	69.46 (0.43)	72.22 (0.58)	65.88 (0.45)
IAN	IAN	79.20 (0.19)	68.71 (0.59)	69.48 (0.52)	62.90 (0.99)
	IAN (EMB)	79.46 (0.38)	69.45 (0.38)	70.89 (0.48)	65.27 (0.34)
	IAN (ST)	79.45 (0.11)	69.36 (0.71)	73.25 (0.81)	68.25 (0.76)
	IAN (TSSVAE)	80.23 (0.17)	70.32 (1.00)	72.04 (0.39)	65.39 (0.85)
BILSTM-ATT-G	BILSTM-ATT-G	79.74 (0.22)	69.16 (0.53)	74.26 (0.35)	69.54 (0.53)
	BILSTM-ATT-G (EMB)	80.27 (0.44)	70.33 (0.51)	73.61 (0.30)	68.25 (0.63)
	BILSTM-ATT-G (ST)	80.54 (0.23)	71.88 (0.19)	74.70 (0.41)	70.31 (0.60)
	BILSTM-ATT-G (TSSVAE)	81.10 (0.37)	72.17 (0.26)	75.34 (0.22)	70.80 (0.49)

Table 3: Experimental results (%). For each classifier, we performed three experiments, i.e., the supervised classifier, the supervised classifier with pre-trained embedding using unlabeled data and our model with the classifier. The results are obtained after 5 runs, and we report the mean and the standard deviation of the test accuracy, and the Macro-averaged F1 score. Better results are in bold. \downarrow denotes that the results are extracted from the original paper.

the TSSVAE is outperformed. We observed during the training that the IAN can easily over-fit the dataset and test accuracy decreases quickly. However, the autoencoder converges much later than the IAN and therefore, fails to improve the classifier.

The adoption of in-domain pre-trained word vectors is beneficial for the performance compared with the Glove vectors, except the TC-LSTM. It is noteworthy that the combination of EMB and TSSVAE is able to achieve 81.22 accuracy on the REST dataset.

Effect of Labeled Data

Here we investigated whether the TSSVAE works with less labeled data. Without loss of generality, the MemNet is used as the basic classifier. We sampled different amount of labeled data to verify the improvement by using TSSVAE. The test accuracy curve w.r.t. the amount of labeled data used is shown in Fig. 4. With fewer labeled samples, the test accuracy decreases, however, the improvement becomes more evident. When using 500 labeled samples, the improvement is about 3.2%. With full 3591 labeled samples, 1.5% gain can be obtained. This illustrates that our method can improve the accuracy with limited data.

Share Embedding or Not?

In (Xu et al. 2017), the word embedding is shared among all the components. In other words, the word embedding is also tuned in learning to reconstruct the data. It is questionable whether the improvement is obtained by using VAE or multi-task learning (text generation and classification). In the aforementioned experiments, the embedding layer is not

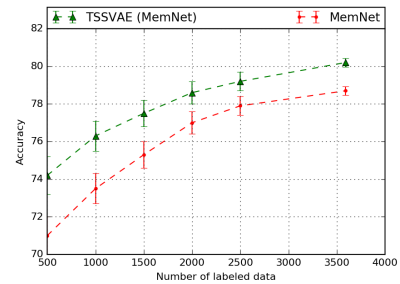


Figure 4: The test accuracy w.r.t. the number of labeled samples on the REST dataset with MemNet classifier.

shared between the classifier and autoencoder. This implementation guarantees that the improvement does not come from learning to generating.

To verify if sharing embedding will benefit, we also conducted experiments with sharing embedding, as illustrated in Table. 5. The results indicate that the joint training for the embedding layer is negative for improving the performance in this task. The gradient from the autoencoder may collide with the gradients from the classifier and therefore, interferes with the optimization direction.

Analysis of Decoder Structures

Two decoder structures are proposed, i.e., CLSTM and FcLSTM. The comparison between these structures is given in Table 6. The experimental results demonstrate that the performance of the decoder varies with the classifier used in TSSVAE. This is due to the different training dynamics

Positive	Negative	Neutral
... the best <i>food</i> i 've ever had !!! the worst <i>food</i> i 've ever had !!! had the <i>food</i> in the restaurant ...
... the <i>lox</i> is very tasty the <i>lox</i> is a bit of boring lox with a glass of chilli sauce ...
... the <i>rice</i> is a great value the <i>rice</i> is awful the <i>rice</i> with a couple of olives salad ...

Table 4: Nice sentences that are generated by controlling the sentiment polarity y using the decoder.

Accuracy	Not sharing	Sharing
TC-LSTM (TSSVAE)	78.64	77.98
MemNet (TSSVAE)	80.18	78.66
IAN (TSSVAE)	79.88	79.42
BILSTM-ATT-G (TSSVAE)	81.10	78.28

Table 5: Comparison between sharing embedding and not on the REST dataset.

Accuracy	CLSTM	FcLSTM
TC-LSTM (TSSVAE)	78.46	78.64
MemNet (TSSVAE)	80.18	79.43
IAN (TSSVAE)	79.88	79.44
BILSTM-ATT-G (TSSVAE)	80.23	81.10

Table 6: Comparison between CLSTM decoder and FcLSTM decoder on the REST dataset.

between different classifiers. We suggest that the CLSTM captures the information of y more easily than the FcLSTM, while the FcLSTM has the better capability in grasping fine-grained sentiment. For the MemNet and the IAN classifier, which converges more quickly, CLSTM demonstrates better performance. While for the other classifiers, FcLSTM becomes superior.

Analysis of the Latent Space

TSSVAE encodes the data into two representations, i.e., y and z . The y and z are disentangled and represent different meanings. The scatters of latent variable z (cf. Fig. 5) helps us have a better understanding. As shown in the figure, the distributions of three different polarities are the same, which indicates that the z is independent of y . There are two clusters in the latent space due to the location of the sentimental description (i.e., left or right of the aspect). When digging into local areas, it's interesting to discover that sentences sharing similar syntactic and lexical structures around the aspect are learned to cluster together.

The generation ability of the decoder is also investigated. Several sentences are generated and selected in the Table 4. By controlling the sentiment polarity y with the same z , the decoder can generate sentences with different sentiments in the similar format. This indicates that the decoder is trained successfully to perceive the y and model the relationship between the y and x .

5 Conclusion

A VAE-based method has been proposed for the TABSA task. In this work, both analytical and experimental work

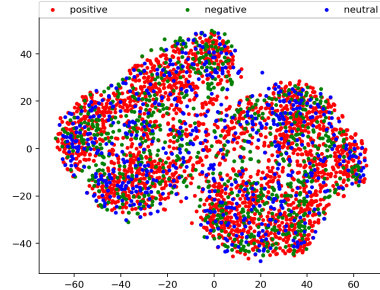


Figure 5: The distribution of the REST dataset in latent space z using t-SNE.

have been carried out to show the effectiveness of the TSSVAE. The method is verified with various kinds of advanced classifiers. For all tested classifiers, the improvement is obtained when equipped with TSSVAE, which demonstrates its universality.

In the future work, we aim to verify whether it is valid to reconstruct the aspect rather than reconstructing the entire context since it is non-trivial for a decoder to model the $p(x|y, a, z)$. Secondly, the information about the aspect is assumed to be known in this work and there is an error propagation problem when using the pre-trained aspect extractor. Therefore, it is also interesting to show if it is possible to learn the aspect and sentiment polarity jointly for the unlabeled data. It will be of great importance if detailed knowledge can be extracted from the unlabeled data, which will shed light on other related tasks.

References

- [Brody and Elhadad 2010] Brody, S., and Elhadad, N. 2010. An unsupervised aspect-sentiment model for online reviews. In *Human Language Technologies: Conference of the North American Chapter of the Association of Computational Linguistics, Proceedings, June 2-4, 2010, Los Angeles, California, USA*, 804–812.
- [He et al. 2017] He, R.; Lee, W. S.; Ng, H. T.; and Dahlmeier, D. 2017. An unsupervised neural attention model for aspect extraction. In *Proceedings of the 55th Annual Meeting of the Association for Computational Linguistics, ACL 2017, Vancouver, Canada, July 30 - August 4, Volume 1: Long Papers*, 388–397.
- [Hochreiter and Schmidhuber 1997] Hochreiter, S., and Schmidhuber, J. 1997. Long short-term memory. *Neural Computation* 9(8):1735–1780.
- [Karpathy, Johnson, and Li 2015] Karpathy, A.; Johnson, J.; and Li, F. 2015. Visualizing and understanding recurrent networks. *CoRR* abs/1506.02078.
- [Kingma and Welling 2014] Kingma, D. P., and Welling, M. 2014.

- Auto-encoding variational bayes. In *The International Conference on Learning Representations (ICLR)*.
- [Lam et al. 2018] Lam, W.; Li, X.; Shi, B.; and Bing, L. 2018. Transformation networks for target-oriented sentiment classification. In *Proceedings of the 56th Annual Meeting of the Association for Computational Linguistics, ACL 2018, Melbourne, Australia, July 15-20, 2018, Volume 1: Long Papers*, 946–956.
- [Li and Xue 2018] Li, T., and Xue, W. 2018. Aspect based sentiment analysis with gated convolutional networks. In *Proceedings of the 56th Annual Meeting of the Association for Computational Linguistics, ACL 2018, Melbourne, Australia, July 15-20, 2018, Volume 1: Long Papers*, 2514–2523.
- [Liu et al. 2016] Liu, Q.; Liu, B.; Zhang, Y.; Kim, D. S.; and Gao, Z. 2016. Improving opinion aspect extraction using semantic similarity and aspect associations. In *Proceedings of the Thirtieth AAAI Conference on Artificial Intelligence, February 12-17, 2016, Phoenix, Arizona, USA.*, 2986–2992.
- [Liu, Cohn, and Baldwin 2018] Liu, F.; Cohn, T.; and Baldwin, T. 2018. Recurrent entity networks with delayed memory update for targeted aspect-based sentiment analysis. In *Proceedings of the 2018 Conference of the North American Chapter of the Association for Computational Linguistics: Human Language Technologies, NAACL-HLT, New Orleans, Louisiana, USA, June 1-6, 2018, Volume 2 (Short Papers)*, 278–283.
- [Ma et al. 2017] Ma, D.; Li, S.; Zhang, X.; and Wang, H. 2017. Interactive attention networks for aspect-level sentiment classification. In *Proceedings of the Twenty-Sixth International Joint Conference on Artificial Intelligence, IJCAI 2017, Melbourne, Australia, August 19-25, 2017*, 4068–4074.
- [Maas et al. 2011] Maas, A. L.; Daly, R. E.; Pham, P. T.; Huang, D.; Ng, A. Y.; and Potts, C. 2011. Learning word vectors for sentiment analysis. In *NAACL HLT 2011*, 142–150. Portland, Oregon, USA: Association for Computational Linguistics.
- [Marcheggiani and Titov 2016] Marcheggiani, D., and Titov, I. 2016. Discrete-state variational autoencoders for joint discovery and factorization of relations. *TACL* 4:231–244.
- [Mikolov et al. 2013] Mikolov, T.; Chen, K.; Corrado, G.; and Dean, J. 2013. Efficient estimation of word representations in vector space. *CoRR* abs/1301.3781.
- [Mukherjee and Liu 2012] Mukherjee, A., and Liu, B. 2012. Aspect extraction through semi-supervised modeling. In *The 50th Annual Meeting of the Association for Computational Linguistics, Proceedings of the Conference, July 8-14, 2012, Jeju Island, Korea - Volume 1: Long Papers*, 339–348.
- [Pan and Wang 2018] Pan, S. J., and Wang, W. 2018. Recursive neural structural correspondence network for cross-domain aspect and opinion co-extraction. In *Proceedings of the 56th Annual Meeting of the Association for Computational Linguistics, ACL 2018, Melbourne, Australia, July 15-20, 2018, Volume 1: Long Papers*, 2171–2181.
- [Pennington, Socher, and Manning 2014] Pennington, J.; Socher, R.; and Manning, C. D. 2014. Glove: Global vectors for word representation. In *Proceedings of the 2014 Conference on Empirical Methods in Natural Language Processing, EMNLP 2014, October 25-29, 2014, Doha, Qatar, A meeting of SIGDAT, a Special Interest Group of the ACL*, 1532–1543.
- [Peters et al. 2018] Peters, M. E.; Neumann, M.; Iyyer, M.; Gardner, M.; Clark, C.; Lee, K.; and Zettlemoyer, L. 2018. Deep contextualized word representations. In *Proceedings of the 2018 Conference of the North American Chapter of the Association for Computational Linguistics: Human Language Technologies, NAACL-HLT 2018, New Orleans, Louisiana, USA, June 1-6, 2018, Volume 1 (Long Papers)*, 2227–2237.
- [Pontiki et al. 2014] Pontiki, M.; Galanis, D.; Pavlopoulos, J.; Papageorgiou, H.; Androutsopoulos, I.; and Manandhar, S. 2014. Semeval-2014 task 4: Aspect based sentiment analysis. In *Proceedings of the 8th International Workshop on Semantic Evaluation, SemEval@COLING 2014, Dublin, Ireland, August 23-24, 2014.*, 27–35.
- [Radford et al.] Radford, A.; Narasimhan, K.; Salimans, T.; and Sutskever, I. Improving language understanding by generative pre-training.
- [Radford, Józefowicz, and Sutskever 2017] Radford, A.; Józefowicz, R.; and Sutskever, I. 2017. Learning to generate reviews and discovering sentiment. *CoRR* abs/1704.01444.
- [Rezende, Mohamed, and Wierstra 2014] Rezende, D. J.; Mohamed, S.; and Wierstra, D. 2014. Stochastic backpropagation and approximate inference in deep generative models. In *Proceedings of the 31th International Conference on Machine Learning, ICML 2014, Beijing, China, 21-26 June 2014*, 1278–1286.
- [Tang et al. 2016] Tang, D.; Qin, B.; Feng, X.; and Liu, T. 2016. Effective lstms for target-dependent sentiment classification. In *COLING 2016, 26th International Conference on Computational Linguistics, Proceedings of the Conference: Technical Papers, December 11-16, 2016, Osaka, Japan*, 3298–3307.
- [Tang, Qin, and Liu 2016] Tang, D.; Qin, B.; and Liu, T. 2016. Aspect level sentiment classification with deep memory network. In *Proceedings of the 2016 Conference on Empirical Methods in Natural Language Processing, EMNLP 2016, Austin, Texas, USA, November 1-4, 2016*, 214–224.
- [Vaswani et al. 2017] Vaswani, A.; Shazeer, N.; Parmar, N.; Uszkoreit, J.; Jones, L.; Gomez, A. N.; Kaiser, L.; and Polosukhin, I. 2017. Attention is all you need. In *Advances in Neural Information Processing Systems 30: Annual Conference on Neural Information Processing Systems 2017, 4-9 December 2017, Long Beach, CA, USA*, 6000–6010.
- [Wang and Manning 2012] Wang, S., and Manning, C. D. 2012. Baselines and bigrams: Simple, good sentiment and topic classification. In *Proceedings of the 50th Annual Meeting of the Association for Computational Linguistics: Short Papers-Volume 2*, 90–94. Association for Computational Linguistics.
- [Wang et al. 2016] Wang, Y.; Huang, M.; Zhu, X.; and Zhao, L. 2016. Attention-based LSTM for aspect-level sentiment classification. In *Proceedings of the 2016 Conference on Empirical Methods in Natural Language Processing, EMNLP 2016, Austin, Texas, USA, November 1-4, 2016*, 606–615.
- [Xu et al. 2017] Xu, W.; Sun, H.; Deng, C.; and Tan, Y. 2017. Variational autoencoder for semi-supervised text classification. In *Proceedings of the Thirty-First AAAI Conference on Artificial Intelligence, February 4-9, 2017, San Francisco, California, USA.*, 3358–3364.
- [Zhang and Liu 2017] Zhang, Y., and Liu, J. 2017. Attention modeling for targeted sentiment. In *Proceedings of the 15th Conference of the European Chapter of the Association for Computational Linguistics, EACL 2017, Valencia, Spain, April 3-7, 2017, Volume 2: Short Papers*, 572–577.
- [Zhang et al. 2017] Zhang, X.; Jiang, Y.; Peng, H.; Tu, K.; and Goldwasser, D. 2017. Semi-supervised structured prediction with neural CRF autoencoder. In *Proceedings of the 2017 Conference on Empirical Methods in Natural Language Processing, EMNLP 2017, Copenhagen, Denmark, September 9-11, 2017*, 1701–1711.
- [Zhang, Zhang, and Vo 2016] Zhang, M.; Zhang, Y.; and Vo, D. 2016. Gated neural networks for targeted sentiment analysis. In

