

# Peer-to-peer and community-based markets: A comprehensive review

Tiago Sousa<sup>a,\*</sup>, Tiago Soares<sup>b</sup>, Pierre Pinson<sup>a</sup>, Fabio Moret<sup>a</sup>, Thomas Baroche<sup>c</sup>, Etienne Sorin<sup>a</sup>

<sup>a</sup>*Department of Electrical Engineering, Technical University of Denmark, 2800 Kongens Lyngby, Denmark*

<sup>b</sup>*INESC Technology and Science (INESC TEC), 4200-465 Porto, Portugal*

<sup>c</sup>*SATIE Laboratory located at Ecole Normale Supérieure de Rennes, France*

---

## Abstract

The advent of distributed power generation, e.g., from rooftop solar panels, storage and control devices, is inducing a transformation of a share of electricity consumers into prosumers, those having a proactive behavior when it comes to managing their consumption, production and energy storage. This empowerment of consumers brings new opportunities and challenges to the operation of power systems in a market environment. Recently, a novel proposal for the design and operation of electricity markets has emerged: these so-called peer-to-peer (P2P) electricity markets conceptually allow the prosumers to directly share their electrical energy. Such P2P markets rely on a consumer-centric and bottom-up perspective by giving the opportunity to consumers to freely choose the way they are to source their electric energy, for instance based on expressed preferences (e.g. renewable type, CO<sub>2</sub> emissions and localization). A community can also be formed by prosumers who want to collaborate to share their investments, or in terms of operational energy management. Our paper contributes with an overview of these new P2P markets that covers the motivation, challenges, market designs and the potential future developments in this field. Starting from the motivation and enablers behind the rising of such a disruptive concept for electricity markets,

---

\*Corresponding author

*Email addresses:* `tsousa@elektro.dtu.dk` (Tiago Sousa), `tasoares@inesctec.pt` (Tiago Soares), `ppin@elektro.dtu.dk` (Pierre Pinson), `fmoret@elektro.dtu.dk` (Fabio Moret), `thomas.baroche@ens-rennes.fr` (Thomas Baroche), `egsorin@elektro.dtu.dk` (Etienne Sorin)

it progresses in presenting the ongoing research projects and real-world examples. We explore the different P2P market designs that have been proposed in terms of mathematical formulation, optimization techniques, advantages and challenges. The future prospects and recommendations about this topic are also made. Finally, a test-case is also presented to compare the different P2P market designs. The authors have made the data of the test-case available to allow future research on P2P markets while encouraging reproducibility and benchmarking.

*Keywords:* consumer-centric electricity market, decentralized and distributed optimization, electricity market, peer-to-peer energy trading, prosumer

---

## 1. Introduction

Commitment to achieve a low-carbon economy by all members of the European Union (EU) has led to large-scale investment in renewable generation in the power system [1]. The integration process is still ongoing, with the emergence of more Distributed Energy Resources (DERs), such as flexible loads, storage units, heat pumps and electric vehicles [2]. Furthermore, the advance in smart devices supports more proactive consumers, the so-called "prosumers", with production and storage capabilities [3]. For instance, the European Commission estimates that 200 million smart meters will be installed by 2020 (replacing at least 80% of electricity meters with smart meters) [4].

The power system has evolved from an integrated hierarchical structure to a more deregulated model, but current electricity market designs are still operating under conventional characteristics, without taking full advantage of renewable resources and prosumers [5]. Meanwhile, the increasing penetration of small-scale DERs (e.g. prosumers, smart houses, electric vehicles) can open the door for a more consumer-centric electricity market. As shown in [6], more and more prosumers want to have the freedom to select the type of energy sources to supply their consumption, or even to be self-sufficient. Another study in [7] shows that consumers have become more willing to accept renewable and local energy sources over recent years, and this willingness is expected to increase in the near future. Also, various local communities of people have shown they are willing to share the investment and use of renewable sources. For instance, the Netherlands is one of the countries with

the highest number of EU initiatives [8]. The social aspect of cooperating motivates consumers to participate more and more in energy community initiatives. For these reasons, persisting with current market designs is not an option, since failing to adapt to a more consumer-centric perspective will yield increased investment costs, lower efficiency and reliability on power delivery [9].

### *1.1. Collaborative common concept*

Over the last years, the way society trades goods and services has undergone changes as the collaborative economy principle continues to grow [10]. This economic principle assumes that a variety of players, with access to the same common resource, would have a common goal of sharing it through a wealth of cooperating infrastructures. Conversely, the traditional economic principle is commonly represented by players with individual goals, where the resulting equilibrium happens when all individual goals are satisfied. We suggest consulting [11, 12] for a deeper understanding about collaborative economy. It includes different classes with their own characteristics, like the collaborative economy, peer-to-peer economy, on-demand economy, crowdfunding, etc. [13]. In our daily lives, there are prominent examples of this concept<sup>1</sup>, with various degrees of collaboration. Prominent ones include BlaBlaCar<sup>2</sup>, Taskrabbbit<sup>3</sup> (online platform for collaboration with housekeeping tasks) and Turo<sup>4</sup>.

The advent of sharing and collaborative economy concepts (and platform economy, and etc.) are drivers for Peer-to-Peer (P2P) infrastructures, which follows from the basic idea of decentralized commons-based production and distribution of information used in computer science [14]. This concept can be defined as a decentralized system where all agents (or peers) cooperate with what they have available for commons-based producing, trading or distributing a certain asset (equipment, property, commodities, etc) [15–21]. The P2P concept will act as the governance that facilitates the exchange of commons amongst all peers [22]. It is rather distinct from the centralized organization that we see in some traditional economic sectors. Since the nineties, the P2P concept has begun as an alternative organization to distribute all

---

<sup>1</sup>online repository of collaborative platforms - <http://meshing.it/>

<sup>2</sup><https://www.blablacar.com/>

<sup>3</sup><https://www.taskrabbbit.com/>

<sup>4</sup><https://turo.com/>

sorts of data, e.g. files, audio, general information, etc. P2P systems have been adapted and implemented in several different application domains [21]. We can also see P2P collaboration [23] in some free/open source projects that have been created, e.g. Wikipedia and GitHub, which are available to anyone who is interested in using or developing them. Overall, the rise of this collaborative and P2P concepts should be considered under the broader perspective of consumers' desire to reduce costs and increase environmental awareness, transparency, openness and cooperation.

### *1.2. Towards consumer-centric electricity markets*

Today, the advances with small-scale DERs, Internet of Things (IoT) and transactive energy have compelled consumers to be more engaged and aware of their energy consumption. These advances make possible the emergence of so-called *consumer-centric electricity markets* in their various forms, while nearly 20 years ago this visionary concept was mainly seen as a point of academic discussion to weight advantages and drawbacks of centralized vs. decentralized market structures [24, 25]. More active and democratic collaboration of all energy-users is relevant to consumer-centric markets [26], which includes the empowerment of small prosumers on choosing who they are going to buy or sell energy. Thus, the literature [27] naturally sees the application of P2P and commons-based collaboration concepts to reach this visionary market. Nevertheless, one cannot assume that P2P is equal to sharing economy (and platform economy, and etc.) in electricity markets, they has to be seen as drivers for a electricity market transition towards P2P commons-based collaboration structures.

In fact, the first reference proposing P2P concept for power systems can be traced back to 2007 [28]. It argues that P2P systems in power systems entail challenges such as, intelligent protection, energy market design and microgrid control. We can split consumer-centric markets into three potential P2P structures, as proposed by the authors in [28, 29]. So far, the literature converges to three different P2P structures: (i) full P2P market; (ii) community-based market; and (iii) hybrid P2P market. In P2P markets, a peer is defined as anyone owning or operating an asset or group of assets (for e.g., production, consumption, storage). Actually more generally, all potential agents active in the market can be seen as peers. As is the case today, some of the agents in the wholesale market do not own and operate assets, trading on behalf of others or possibly involved in arbitrage and virtual bidding. Figure 1 illustrates the full P2P and community-based

market structures. The degree of decentralization and topology distinguishes them from each other and it can range from fully P2P to hierarchical P2P structure.

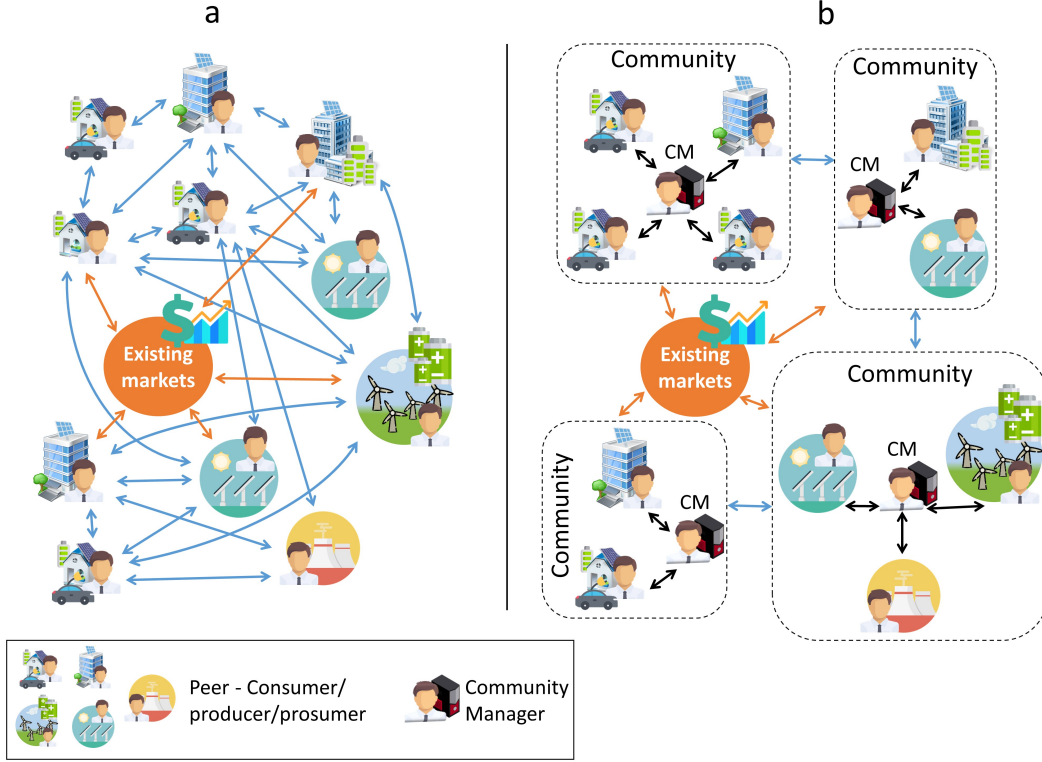


Figure 1: P2P market designs: a) fully P2P, b) community-based.

The full P2P market (Figure 1.a) implies that each agent (i.e. producers, consumers and prosumers) directly interacts with the other agents without intermediary entities like a retailer or market operator. Two agents can agree on a transaction for a certain amount of energy and a price without centralized supervision. The second structure represented by Figure 1.b is the community-based market. This design is more structured with a third entity, referred to as a community manager, to manage transactions among agents within the community. This third entity also intermediates the interaction of the community with the rest of the system. The last design is the combination of the two previous market designs, ending up with different layers for trading energy. In each layer, communities and single agents may interact directly

with each other. The hybrid P2P design will be further explained in a further dedicated section supported by an illustrative graph with the representation of all communication involved in such design.

There are some practical examples applying the P2P concept to share energy in a local area, like the iconic case of the Brooklyn microgrid project [30]. However, most countries still prohibit direct energy exchanges between consumers and small-scale DERs, although there is also a trend to change the regulation for supporting this new concept of consumer-centric electricity market [31, 32]. These initial steps in terms of legislation make us believe in consumer-centric electricity markets as a possible future. The deployment of these markets must be implemented in a way that prevents conflicts with existing electricity market structures and their historical actors, since these are key to a smooth and manageable energy transition. Overall, the growth in DER technologies, coupled with the consumer-centric market concept, offers an unprecedented opportunity for a positive, efficient and reliable use of assets in the power system.

### *1.3. Contribution of this work*

This paper presents a review of these new consumer-centric electricity markets that covers nearly all the previous works related to this subject. The research projects and companies working on P2P market concepts and demonstration (local or community market) are also addressed in this study. Then, we present an analysis of the proposed structure in terms of market design and relationships between all actors involved in P2P markets. It is also included description of suitable optimization techniques for negotiation and market clearing. After a thorough literature review, we present the main enablers and barriers to implement this novel concept, and identify potential opportunities and challenges for the future. Finally, a test-case is presented to analyze the three P2P structures aforementioned.

Although the authors are aware of similar works [33–35] on reviewing P2P energy trading platforms that were recently published, this study gives a broader analysis of enablers, barriers and opportunities for consumer-centric electricity markets. We also describe and compare the different P2P market designs that currently exist (see Figure 1) in a benchmark test-case. This will be available for others to use and test future work in this field. These recent studies [33–35] focused more on the market prospects and technological aspects related to integrating prosumers in this field. In contrast, our goal is to enable readers to understand all aspects related to this transition, to

explain how and why they are emerging, and to be capable of proposing new market structures and business models under this new concept. Although we do not exclude the importance of prosumers in our study, we look at consumer-centric markets in a wider perspective that includes all involved actors in the power system. Nevertheless, these recent studies prove that substantial attention has been paid by academia and industry towards this novel form of electricity market. More work is expected to flourish in the coming years.

Before progressing into this review, it is relevant to stress that there are relatively few papers in the literature, since we are dealing with an emerging subject. Overall, the goal of this paper is to provide a comprehensive understanding about consumer-centric electricity markets, which will allow the academic and industrial communities to better understand the importance of this subject and explore new ways of improving prosumer cooperation. For example, showing that renewable producers or retailers can exploit new services based on the willingness of communities to become an integral part of the power systems. In the following, we will generically refer to consumer-centric electricity markets as P2P markets, for simplicity. Traditionally, electricity markets have been designed to perform resource allocation and pricing on a power system managed in a hierarchical and top-down approach. This made that consumers were fairly passive receivers of the resource and associated service. Reorganizing electricity markets within peer-to-peer and community based paradigms will instead allow for a bottom-up approach, hence giving a central role to the consumers, acting as peers in that systems. These may then readily and dynamically influence the market through implementation of their preferences and other social contract considerations. This aspect has motivated the generic naming of consumer-centric electricity markets for future structures that would rely on peer-to-peer and community-based market mechanisms.

#### *1.4. Research methodology and paper organization*

Our review methodology follows the procedures outlined in [36, 37]. We started by gathering technical reports, scientific papers and books from different fields, since our original goal was to invest in a broad and interdisciplinary review on P2P electricity markets. This included literature on energy, power systems, economics, operational research, computer and social sciences. At this stage, only peer-reviewed journal articles, books and conference proceedings in English were analysed in this review. This search led to a total of 112

publications. The next step was the analysis of each document to evaluate its relevance to the topic. We defined categories related to the research topic, e.g. history, premises to P2P markets, projects or companies, infrastructure, P2P market designs, etc. Each and every publication was associated with at least one category after we went through the entire publication. Three labels (A, B and C) classified the literature to quantify their relevance in each category. Label A means that a publication has high quality and mature in the selected category, while label B represented a publication with some relevance to the category but important to the context of the review. Publications with label C presented very limited relevance to the category, and they were excluded from this review. After this analysis process, a total of 90 publications remained that were of high relevance and interest to this review paper.

The systematic analysis of the references showed us that while 15 publications directed related to P2P electricity markets (label A) were published until 2015, nearly a total of 54 publication was published after 2015. This reveals increased interest from the scientific and industrial communities in P2P electricity markets. We then reached a total number of 69 references (label A) plus 21 references (label B) that are important for context of the topic. Additionally, we found that many papers discuss the main drivers, barriers and market designs for P2P electricity markets. Yet, there are other research questions not addressed by the literature, for example, life-cycle assessment of hardware and economy of scale. It is expected that the literature did not cover all aspects P2P electricity markets as we are dealing with a recent topic for the scientific and industrial communities. For this reason, our review analysis and report only addresses the topics covered by the 90 references, and we had to leave out other aspects that were not extensively covered in the literature so far.

The final step of this review was organizing the paper. Each section of the paper addresses one category (or two related categories) defined in this review. The history and current status of P2P concept is first discussed in the introductory section. Then, the premises that support peer-to-peer markets are discussed in section 2. The different structures and optimization techniques that can be involved are described in section 3. Section 4 identifies the opportunities and challenges that can arise by adopting P2P markets in the power system. A test case illustrating the application of P2P markets is presented in section 5. Finally, section 6 gathers a set of conclusions, as well as recommendations for future work.



## 2. Premises leading towards peer-to-peer market

This section explains the premises in terms of economic (bilateral contracts) and technology (microgrids) that enable the emergence of P2P markets in the energy sector. Then, we also address the current Research & Development (R&D) projects and start-up companies in this field.

### 2.1. *Bilateral contracts*

Throughout the deregulation of the energy sector, bilateral contracts were introduced with the aim of increasing competition in electricity markets [38, 39]. A bilateral contract is an agreement between a buyer and a seller to exchange electric energy, generation capacity rights or related products for a specified period of time. Under the concept of decentralized systems, Gui *et al.* [40] analysed the impact of bilateral agreements on community microgrids. This study states that in a microgrid context, the service provider and the consumers will have a strong relationship that can affect incentives and governance models. Originally, Wu and Varaiya [24, 25] proposed in the nineties a coordinated multi-bilateral trading model as a credible alternative to the pool structure used in the wholesale electricity markets. This model was proposed for large players that operate in the market and not for small-scale DERs, but it establishes the premises for a P2P market. In its simplest form, a P2P market implies multi-bilateral agreements between agents, where exchange of energy, resources or services can be settled between the peers.

### 2.2. *Microgrids*

Smart grids and microgrids are novel concepts to drive and cope with the continued growth of DERs, especially at low voltage level. They enable the integration of a variety new components of the power system e.g. smart meters, DERs and storage means. Microgrids are generally accepted as a low voltage distribution grid comprising DERs that can be operated in islanding and grid connected mode [41]. Thus, Distribution System Operators (DSOs) ought to rethink their grid management practice to address these changes at the low voltage level. Active distribution network management can play an important role in new systems as it brings in new methods to manage the grid under different operating conditions, preventively [42, 43]. For instance, DSOs may encourage small prosumers to modify their power output when grid constraints so require. In this context, microgrids are essential in assisting DSOs in the distribution network management, since they are able to manage and operate their microgrid [44].

Communication between devices, appliances, entities and users is crucial. The deployment of microgrids brings infrastructures and technologies that allow bidirectional communication, as well as self-metering in prosumers and end-users. Such technological development perfectly fits the basic information and structure needs of P2P markets, since decentralized P2P systems require IoT technologies to develop large-scale sharing communities with appropriate speed of contact between agents. Thus, microgrids can provide the physical infrastructure in the power system that enables P2P markets to emerge and interact accordingly. Therefore, P2P markets can take advantage of microgrids' characteristics to decentralize decision-making processes related to sharing/exchanging energy and services within the microgrid community context.

Considering P2P collaborative characteristics, new market designs for microgrids have been proposed recently, taking into account the proximity between producers, prosumers and consumer [30, 45–53]. Mengelkamp *et al.* [30] proposed a microgrid energy market where prosumers can trade energy among themselves, and thus retain profits from energy trading within their microgrid. Other research designed the P2P market of a microgrid in simpler ways, such as autonomous cooperative energy trading with protocols for sharing energy schedules [50], and game theory reserve auction models to manage local energy transactions [51]. In contrast, [52] proposed the use of an energy sharing provider (which we referred to as community manager) that coordinates sharing activities among prosumers. After a comprehensive analysis of the literature, it has become clear that microgrids are to be seen as an important enabler and motivation for P2P markets, while P2P markets will also substantially benefit from the technological promises brought by microgrids.

### *2.3. Research projects with a relation to P2P markets*

In recent years, a number of R&D projects have been carried out with twofold purposes: (i) working on the market design and business models for P2P markets; (ii) implementing local control and Information and Communication Technology (ICT) platforms for prosumers and microgrids. Zhang *et al.* [54] additionally describe the objectives and outcomes of some research projects related to P2P markets.

The recent P2P-SmartTest project <sup>5</sup> aims to demonstrate distributed control with advanced ICT, and local markets on a distribution grid. The P2P market approach is applied to the trading of energy between agents (i.e. small-scale prosumers) in the distribution grid. The project points out that, in terms of control, the main challenges in distribution grids are the low inertia, uncertainty and stability issues. Thus, a three-level distributed control structure (i.e. multi-microgrids, microgrid and DERs) is proposed by this project [55]. A multi-agent system is implemented in this project to handle the distributed control [56]. A bidding framework, called Elecbay, addresses the P2P trades of prosumers in a microgrid for this project [57].

In 2015 the project EMPOWER <sup>6</sup> started the development of ICT platforms that would execute the trade and metering according to the transactions completed within the local markets. The local market, called micro-market, occurs in a community of peers (prosumers, consumers and storage). In this way, an operator designed as Smart Energy Service Provider (SESP), is responsible for conducting the energy trading between members of the community. Up to this moment, the project proposed a real-time ICT platform based on cloud technology [58]. The developed ICT solutions will be tested in several pilot test cases: prosumer lab in Spain; Norderhaugveiein and Sandbakken in Norway; Wolpertshausen in Germany; and Gozo in Malta [59].

The recent Enerchain project <sup>7</sup> intends to develop a P2P trading platform to complement, or replace, the wholesale electricity market. The software provider PONTON is involved in this project because of its experience in developing blockchain-based platforms for P2P trading. Besides that, large European electric utilities are involved to achieve a European P2P wholesale trading platform <sup>8</sup>.

Another interesting project on this topic is NRGcoin <sup>9</sup> that has been based on the EU Scanergy project. It aims to develop a framework based on blockchain and smart contracts for trading in P2P markets. A virtual currency has been implemented to enable trade between peers [60]. For the end-user, 1 NRGcoin is always equal to 1 kWh, regardless of the retail value

---

<sup>5</sup><http://www.p2psmartest-h2020.eu/>

<sup>6</sup><http://empowerh2020.eu/>

<sup>7</sup><https://enerchain.ponton.de>

<sup>8</sup><https://enerchain.ponton.de/index.php/21-enerchain-p2p-trading-project>

<sup>9</sup><http://nrgcoin.org/>

of electricity.

The recent Energy Collective project <sup>10</sup> intends to develop novel market designs in a truly consumer-centric manner. So far, the project has proposed a full P2P market design and a community-based approach, designated as energy collective [61]. The assessment of such market designs is the next step for the project, considering the requirements for data sharing, communication infrastructures and grid operation. An educational APP<sup>11</sup> has been developed to educate a broader audience about such P2P markets and their promises in terms of sourcing of electricity while expressing preferences (i.e., based on location, CO<sub>2</sub> emissions, etc.). Blockchain is used as the infrastructure to settle P2P trades in this project. Finally, the partners in this project aim to demonstrate that such P2P markets can be readily deployed by a community (Svalin Bofællesskab) in Trekoner, Roskilde, Denmark.

Table 1 gathers the most important information about the R&D projects related to P2P and community markets.

#### *2.4. Companies involved in P2P market development, demonstration and commercial activities*

In recent years, a number of start-ups have emerged to address this new energy revolution with more proactive consumers. These start-ups have focused on developing technologies that enable P2P energy trading between small prosumers. A significant number of these companies started from R&D projects on decentralized energy systems [62, 63]. These companies are directed to different business areas within the energy sector, thus showing that P2P can be widely and successfully applied to power systems [64]. The main business areas include:

- Exchange of energy surplus: At some periods of the day, prosumers may have excess of energy, which they are willing to exchange with neighbours inside or outside the community. Under this model, several companies provide the service on P2P exchange of prosumers energy surplus, such as LO3 Energy <sup>12</sup>, SonnenCommunity <sup>13</sup>, Hive Power <sup>14</sup>,

---

<sup>10</sup><http://the-energy-collective-project.com/>

<sup>11</sup>[https://p2psystems.shinyapps.io/ShinyApp\\_Project/](https://p2psystems.shinyapps.io/ShinyApp_Project/)

<sup>12</sup><http://lo3energy.com/transactive-grid/>

<sup>13</sup><https://microsite.sonnenbatterie.de/en/sonnenCommunity>

<sup>14</sup><https://www.hivepower.tech/>

Table 1: Overview of the R&amp;D projects.

Project name	Country/Region	Starting year	Focus level	Outcomes	Classification
P2P-SmartTest	Europe (Finland, United Kingdom, Spain, Belgium)	2015 (ongoing)	Distribution grid level	Advanced control and ICT for P2P energy market	Local control and ICT; Market design
EMPOWER	Europe (Norway; Switzerland, Spain, Malta, Germany)	2015 (ongoing)	Distribution grid level	Architecture and ICT solutions for provider in local market	Local control and ICT
NRGcoin	Europe (Belgium, Spain)	2013 (finish)	Consumer/prosumer	P2P wholesale trading platform	Market design
Enerchain	Europe	2017 (ongoing)	Wholesale market	P2P wholesale trading platform	Market design
Community First! Village	USA	2015 (ongoing)	Consumer/prosumer	Build self-sustained community for homeless	Local control and ICT
PeerEnergy Cloud	Germany	2012 (finish)	Consumer/prosumer	Cloud-based energy trading for excessive production	Local control and ICT
Smart Watts	Germany	2011 (finish)	Consumer/prosumer	ICT to control consumption in a secure manner	Local control and ICT
NOBEL	Europe (Germany, Spain, Greece, Sweden, Spain)	2012 (finish)	Consumer/prosumer	ICT for energy brokerage system with consumers	Local control and ICT
Energy Collective	Denmark	2016 (ongoing)	Consumer/prosumer	Deployment of local P2P markets in Denmark	Market design
P2P3M	Europe (United kingdom), Asia (South Korea)	2016 (ongoing)	Consumer/prosumer	Prototype P2P energy trading/sharing platform	Market design

OneUp <sup>15</sup>, Power Ledger <sup>16</sup>;

- Energy provision/matching: companies make available an online platform where consumers can directly choose renewable generation considering prices and type of generation. Several of these companies are simply a marketplace between renewable generation and consumers, most of them operating at local/district areas. Examples like Vandebon <sup>17</sup>, Electron <sup>18</sup>, Piclo<sup>19</sup>, Dajie <sup>20</sup>, Power Ledger <sup>21</sup>, Powerpeers

<sup>15</sup><https://www.oneup.company/>

<sup>16</sup><https://tge.powerledger.io/media/Power-Ledger-Whitepaper-v3.pdf>

<sup>17</sup><https://vandebron.nl>

<sup>18</sup><http://www.electron.org.uk/>

<sup>19</sup><https://www.openutility.com/piclo/>

<sup>20</sup><https://www.dajie.eu/>

<sup>21</sup><https://tge.powerledger.io/media/Power-Ledger-Whitepaper-v3.pdf>

<sup>22</sup>;

- Other applications: P2P technology is also applied to other business areas in the energy sector like charging stations for electric vehicles (Share&Charge <sup>23</sup> and Power Ledger <sup>24</sup>); data analysis, green certificates, investment decision and smart grid management (GridSingularity <sup>25</sup>); and for social benefit (Bankymoon/USIZO <sup>26</sup>).

Although there are several companies successfully applying P2P in the energy sector, it should be noted that such investment requires a proper design of P2P markets, as well as adapted regulatory frameworks, for companies to be technically and financially sustainable.

### 3. Designs of peer-to-peer energy market

This section lists and discusses the different market designs that have been proposed so far for P2P markets. The references [28, 29] have started to give directions towards possible P2P market designs, which are illustrated in Figure 1. The degree of decentralization and topology is what distinguishes these P2P designs. The literature converges to three different P2P designs: (i) full P2P market; (ii) community-based market; and (iii) hybrid P2P market.

#### 3.1. Full P2P market

This market design is based on market participants directly negotiating with each other, in order to sell and buy electric energy. Hence, this design is based on a decentralized negotiation without third-party supervision. Sorin *et al.* [65] proposed a full P2P market design between producers and consumers, which relies on a multi-bilateral economic dispatch. The P2P structure includes product differentiation. A more general form of this model is proposed in [66] where product differentiation is expressed based on consumer preferences, such as local or green energy. Also, the interaction of this market design with the existing pool market was analysed. Morstyn *et*

---

<sup>22</sup><https://www.powerpeers.nl/>

<sup>23</sup><https://shareandcharge.com/en/>

<sup>24</sup><https://tge.powerledger.io/media/Power-Ledger-Whitepaper-v3.pdf>

<sup>25</sup><http://gridsingularity.com/>

<sup>26</sup><http://bankymoon.co.za/>

*al.* [67] implemented a P2P energy trading for real-time and forward markets of prosumers. Each agent's preferences that capture upstream-downstream energy balance and forward market uncertainty are included in the proposed framework.

In connection with the iconic Brooklyn experiment <sup>27</sup>, a microgrid energy market is developed and published in [30]. This framework enables a local microgrid market for small agents to trade energy locally. These transactions are executed without the need for a central entity. Alvaro-Hermana *et al.* [68] implemented P2P energy trading between electric vehicles. The objective of the proposed approach is to increase bilateral trade between EVs, instead of them charging from the pool market. In the first step, users individually charge their EVs based on the day-ahead market price, then the P2P negotiation happens to reach a lower charging cost. This design differs from previous ones, since it assumes that P2P transactions will happen based on wholesale market prices. Instead, EV users might be interested in sharing energy without considering wholesale market prices. Other preferences like local and green energy are not taken into account, only the financial aspect of charging the electric vehicles.

The recent research shows that this market design is gaining momentum in the industrial and academic fields. A general mathematical formulation of a full P2P market design is presented below. We suggest consulting [65] for more details concerning this formulation, which in its simplest form reads as

$$\min_D \sum_{n \in \Omega} C_n \left( \sum_{m \in \omega_n} P_{nm} \right) \quad (1a)$$

$$\text{s.t. } \underline{P}_n \leq \sum_{m \in \omega_n} P_{nm} \leq \overline{P}_n \quad \forall n \in \Omega \quad (1b)$$

$$P_{nm} + P_{mn} = 0 \quad \forall (n, m) \in (\Omega, \omega_n) \quad (1c)$$

$$P_{nm} \geq 0 \quad \forall (n, m) \in (\Omega_p, \omega_n) \quad (1d)$$

$$P_{nm} \leq 0 \quad \forall (n, m) \in (\Omega_c, \omega_n) \quad (1e)$$

where  $D = (P_{nm} \in \mathbb{R})_{n \in \Omega, m \in \omega_n}$ .  $\Omega$ ,  $\Omega_p$  and  $\Omega_c$  are sets for all agents, producers and consumers, respectively (hence,  $\Omega_p, \Omega_c \in \Omega$ ,  $\Omega_p \cap \Omega_c = \emptyset$ ). The decision variable  $P_{nm}$  corresponds to the trade between agents  $n$  and  $m$ , for

---

<sup>27</sup><http://lo3energy.com/transactive-grid/>

which a positive value means sale/production (1d) and a negative value is equal to a purchase/consumption (1e). Figure 2 shows a simple example to illustrate the concepts behind this mathematical formulation. This illustrative example is composed by prosumers (1 and 4), a producer (2) and a consumer (3). In the time-step of this example, prosumers 1 and 4 behave as producer and consumer, respectively. However, they can switch to be a consumer and producer in other time steps. Indeed, the above formulation can be readily generalized so that all agents are seen as prosumers, i.e., being able to both consumer and produce electric energy.

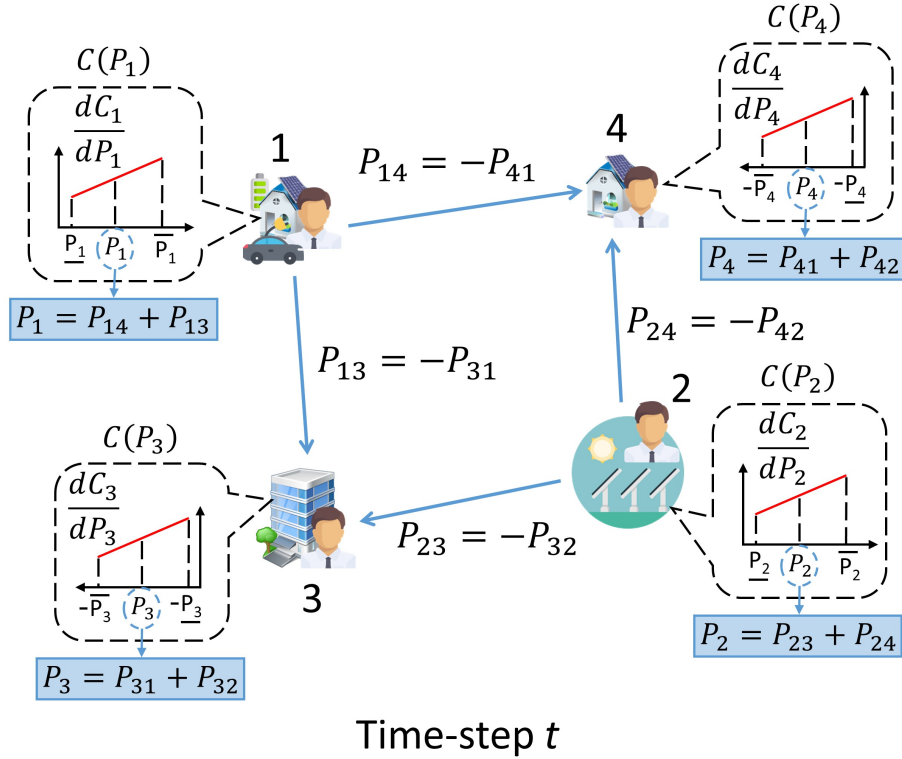


Figure 2: Illustrative example of a full P2P market structure.

The set  $\omega_n$  contains all agents a certain agent  $n$  is aiming to trading with. In the case of a consumer, producers and prosumers belong to this set of possible agents to trade with. On the other hand, for a producer, the consumers and prosumers will be part of the possible agents to trade with. In the illustrative example, the set  $\omega_n$  of consumer 3 is composed by prosumer



(1) and producer (2). A bilateral trade  $P_{nm}$  has a reciprocity property, as defined by (1c). For example, a possible trade between producer (2) and consumer (3) requires that power trades  $P_{23}$  and  $P_{32}$  have to be equal but with opposite signs. The associated dual variables  $\lambda_{nm}$  represent the prices for each trade between agent  $n$  and  $m$ . In principle, the outcome of the negotiation process can yield different prices for each and every trade. This outcome can mostly be induced by product differentiation in the objective function (1a), but can also result from an incomplete trading graph through different price zones.

The function  $C_n$  mostly corresponds to the production cost (or willingness to pay) and a bilateral trading cost. A quadratic function is commonly used in the literature e.g. [69] represents the production/consumption costs, using three positive parameters  $a_n$ ,  $b_n$  and  $c_n$ . Another approach is to model contract prices for upstream and downstream services, as implemented in [67]. One can also include bilateral trading costs that translate different kind of agent preferences. A linear combination of the parameter  $\gamma_{nm}$  with the quantity traded  $P_{nm}$  for each agent in set  $\omega_n$  has been modelled in [65]. This parameter is the trading cost imposed by agent  $n$  on his trade with agent  $m$ , which can assume different costs to reflect preferences towards local or green agents. Another approach is with a linear function that reflects agents' preferences on upstream and downstream contracts [67]. The bilateral trading cost can also reflect other aspects to influence the quantity traded between peers that has not yet been explored by the literature. The product differentiation component in such multi-bilateral trading cost makes it possible to see electric energy as an heterogeneous good, rather than as an homogeneous one, as is the case in a pool with uniform pricing.

This optimization problem could be solved in a centralized manner. However, the market design considered invites for a decentralized solution approach in order to respect the basic nature of a peer-to-peer system and organization. In that latter case, each and every agent is to solve its own optimization problem, in a coordinated manner. The reciprocity constraints (1c) are linking constraints that insure that coordination. The literature proposes the use of decentralized optimization techniques [65, 67, 70, 71]. Decomposition techniques such as Lagrangian relaxation, consensus Alternating Direction Method of Multipliers (ADMM), proximal message passing and consensus+innovation are relevant candidates for rethinking the negotiation process in a more decentralized manner. These make it possible to explicitly define individual problems for each agent, while guaranteeing their

privacy. Each agent only shares the power and price that it is willing to trade, without revealing its utility curve, preferences and DER characteristics. The problem is iteratively solved, where each agent only reveals the power and price to trade, until they all agree on the same quantities and prices.

### *3.2. Community-based market*

This design relies on a community of members with a community manager to coordinate trading activities inside the community. It can readily be applied to microgrids. A group of neighbouring consumers with their own appliances, solar panels, or electric vehicles can form a community to share energy. In a smart city context, one may also think of a building, or block of buildings, where all its residents can form a community, which is a natural construct due to their location (i.e. being geographically close). In some cases, the community members also share the investment on DERs and ICT. More generally a community is to be based on members that share common interests and goals: for instance, a group of members that are willing to share green energy. They can form a community that is not at the same location, though still having its members aiming to share energy among themselves.

Most studies related to local communities have been focused on strategies to share investment in DERs and increase consumers' awareness and engagement, as pointed out in [8]. The same authors highlighted the need for further studies concerning market designs for sharing energy in the community. Some example recent works that propose market designs for a community of prosumers include Refs. [52, 72, 73]. Those applied simplifications to the community-market design, particularly the market-based operation is discarded. From the EMPOWER project, the work in [74, 75] presents a community-market design for the SESP. From the wholesale market point of view, this agent will act as an aggregator that communicates the deficit/surplus of energy from the community market. The SESP will also procure for the power system flexibility services in form of regulation.

A trading mechanism is proposed in [76] to share the charging power in a community of plug-in hybrid electric vehicles. The mechanism assumes a third entity to coordinate the trading, each vehicle determines its optimal price and this entity allocates the trade according to the price for each member. This enables a negotiation price between the members of the community. Moret and Pinson [61] formulated a community-based market with several prosumers working in a collaborative manner. A third entity, designated as the community manager, is considered in the proposed design to coordinate

the prosumers' trade and the collective trade with the rest of the system (i.e., lack or excess of energy). The authors proposed the term of energy collective for the proposed construct and market-based operational practice of such energy communities to the proposed market design. A multi-class energy management of a community-based market is designed by Morstyn and McCulloch [77]. The proposal formulated three different classes of energy to translate the prosumers' preferences. The prosumers inside the community establish, in their utility function, the preference to trading in each class. Tushar *et al.* [78] implemented an auction scheme to share energy storage in a community. These are composed of agents with storage devices on the one hand, and on the other hand of agents willing to use those shared energy storage. There is a third party (auctioneer) to control the auction among between these two groups.

Compared to the full P2P considered previously, there is more research and published literature on this type of market design. In addition, one can find a substantial amount of work concerning control architectures to organize communities, overlooking market considerations, such as microgrid control and aggregator-based operation [79, 80]. These works assume a passive behavior from consumers that discourages them from playing a more active role like that assumed in consumer-centric markets.

A general mathematical formulation of a community-market design, based on [61], writes

$$\min_D \sum_{n \in \Omega} C_n(p_n, q_n, \alpha_n, \beta_n) + G(q_{\text{imp}}, q_{\text{exp}}) \quad (2a)$$

$$\text{s.t. } p_n + q_n + \alpha_n - \beta_n = 0, \quad \forall n \in \Omega \quad (2b)$$

$$\sum_{n \in \Omega} q_n = 0 \quad (2c)$$

$$\sum_{n \in \Omega} \alpha_n = q_{\text{imp}} \quad (2d)$$

$$\sum_{n \in \Omega} \beta_n = q_{\text{exp}} \quad (2e)$$

$$\underline{P}_n \leq P_n \leq \overline{P}_n \quad \forall n \in \Omega \quad (2f)$$

$$(2g)$$

where  $D = (p_n, q_n, \alpha_n, \beta_n \in \mathbb{R})_{n \in \Omega}$ .  $\Omega$  is the set corresponding to all agents in the community. To better illustrate the mathematical formulation, let us

consider a small community composed of three agents in Figure 3. We have a prosumer (1), producer (2) and consumer (3) in this community, with a community manager on top.

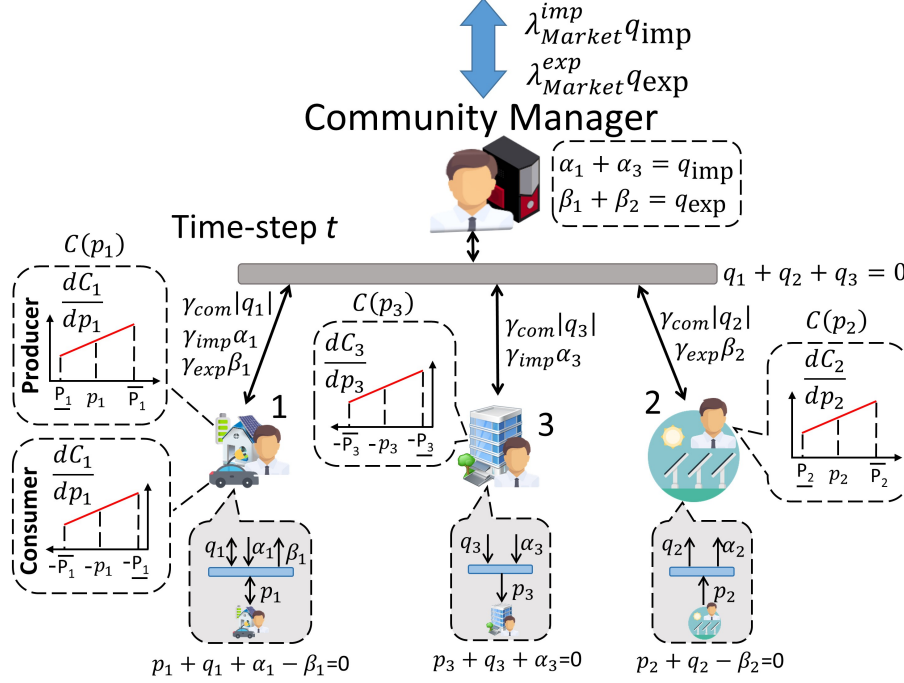


Figure 3: Illustrative example of a community market structure.

$p_n$  corresponds to the production or consumption of agent  $n$ , depending on whether it is a producer or consumer, respectively. The prosumers can do both but not at the same time step  $t$  (in the example,  $p_1$  has bi-directional trade). The energy that agent  $n$  trades within the community is modelled in  $q_n$ . For prosumer (1),  $q_1$  also assumes bi-directional sign, while the sign of  $q_3$  represents that consumer (3) is consuming from the community. However, this consumer is unaware which member is trading with him, because it is centrally handled by the community manager. The trades within the community need to be equal to zero (2c), as in the example  $q_1 + q_2 + q_3 = 0$ . This constraint makes this design different from (1), namely in terms of the direct trades between any two agents (1). Each agent trades within the community through  $q_n$ , but does not know to which member. In this framework, the agents can also trade outside of their community, whether trading with the main grid, other communities or individual agents, through

the community manager.  $\alpha_n$  and  $\beta_n$  are the power import and export with the outside for each agent  $n$ , respectively. The sum of these trades is equal to the total amount traded by the community manager with the outside world, which can be either to import  $q_{\text{imp}}$  (2d) or to export  $q_{\text{exp}}$  (2e). The power balance constraint (2b) is calculated for each agent  $n$ . The associated dual variable  $\lambda_n$  represents the energy price that each agent is willing to pay.

The objective function (2a) accounts for the cost associated with all decision variables  $p_n, q_n, \alpha_n, \beta_n$ . A quadratic function can be used to calculate the production/consumption costs as a function of  $p_n$ . Additionally, a transaction cost  $\gamma_{\text{com}}$  associated to  $q_n$  should also be included. It is assumed that all members of the community agreed on the transaction cost. For  $\alpha_n$  and  $\beta_n$ , one can use different schemes that translate the agent's preferences towards trading with the outside world. Typically, weighting coefficients  $\gamma_{\text{imp}}$  and  $\gamma_{\text{exp}}$  can be used, as proposed by [61]. For instance,  $\gamma_{\text{imp}}$  of consumer (3) can be an extra penalization because of his desire to be more autonomous from the main grid. The community manager also has a function associated to the energy exchanged with the outside world  $G(q_{\text{imp}}, q_{\text{exp}})$ . This function can be modelled in different ways, but the most straightforward one readily links to day-ahead wholesale market prices. This function can also be formulated so as to reach community autonomy, to penalize the maximum importer agent, to provide peak-shaving or to express geographical preferences [61].

As for the previous design, the negotiation process could be solved in a centralized manner, but the best approach is to solve it in a distributed manner in order to respect the fundamentally decentralized nature of consumer-centric electricity markets. Naturally, this design relies on such a distributed structure, for which there is a central node (community manager) to manage the remaining ones (agents). Each agent solves its own problem and only shares the required information with the central node. In this way, privacy of all members of the community is guaranteed. The equations (2c), (2d) and (2e) are linking constraints. The literature recommends the use of distributed optimization techniques [81, 82]. The problem is also iteratively solved as in the previous design. For instance, references [61, 83] employed ADMM to solve a community-based problem.

### 3.3. Hybrid P2P market

This design is the combination of the two previous designs. This proposal is seen as a “Russian doll” approach. As extensively discussed in [28], this approach is the most suitable in terms of scalability for P2P applications in

a power system and electricity exchange context. Figure 4 depicts a hybrid design with different levels of trade. In this figure, the energy collective represents a single community.

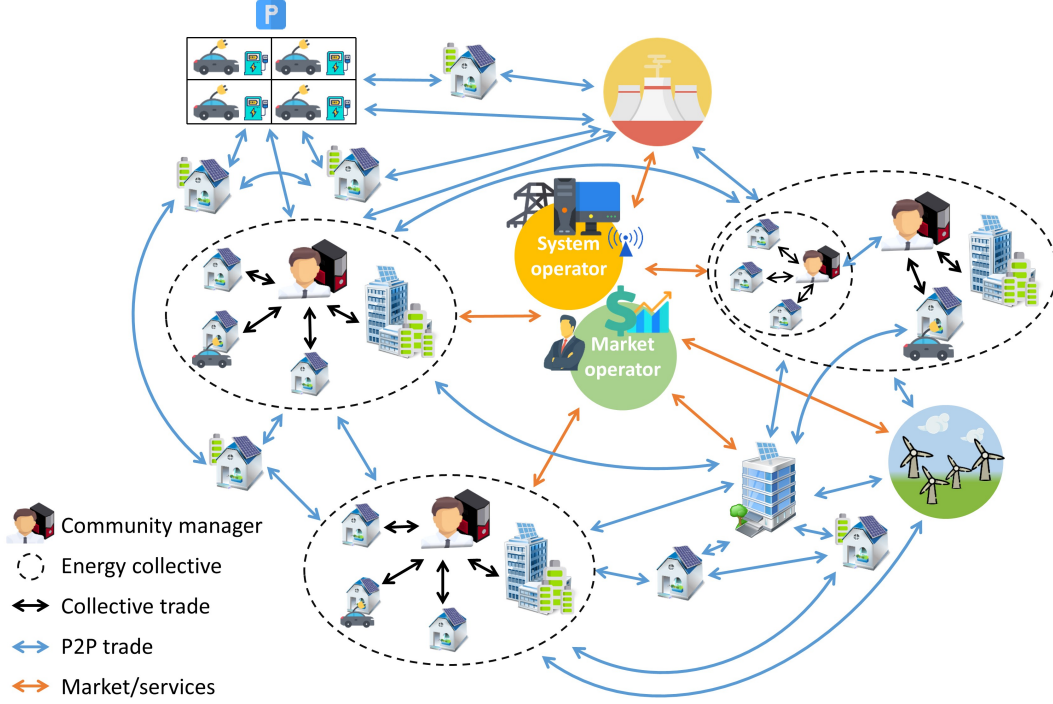


Figure 4: Hybrid P2P market structure.

In the upper level, one finds individual resources or energy collectives engaging in P2P transactions between themselves, and also interacting with existing markets. In the bottom level, the energy collectives behave like the community-based approach previously introduced, where a community manager oversees the trading inside its community. As shown on the right of the picture, energy collectives can be nested into each other (e.g., buildings and their inhabitants forming an energy collective, being part of another energy collective for the neighborhood). Some authors started to explore this nested approach, such as Long *et al.* [55] with a hybrid design containing three distinct P2P levels for a distribution grid. In the upper level, the grid is split into cells that trade among themselves. In a second level, trades happen between microgrids that belong to the same cell. At the lower level, a community-market design is applied for each microgrid. P2P energy trading

between agents occurs in each level. Such approaches share similarities with concept architectures for hierarchical control in many application areas.

In [84], a hybrid approach is proposed for microgrids under the same distribution grid. Each microgrid handles the trading of its members, as for a community. In the upper level, these microgrids can import energy from the main grid or trade between them. In this level, an optimization problem is formulated with the objective to minimize the energy costs from the main grid import, battery operating costs, power losses and energy trade between microgrids. The authors were able to include grid constraints in the P2P trading between microgrids. They used a relaxed formulation of an AC optimal power flow. This work simplifies the P2P trade between microgrids, removing the price and negotiation mechanism between them, though being a crucial component of the overall market concept.

In the future, we believe that the different P2P market designs can co-exist within this hybrid design, and there is no need to just have one or another design (full P2P or community). There is room for all designs to co-exist, especially with the existing one, i.e. the wholesale market. In terms of mathematical formulation, this design considers the formulation presented in the two previous sub-sections, i.e. (1) and (2), but applied in different levels of the hybrid designs.

### 3.4. Comparison on P2P market designs

The literature converges so far on three different market designs for P2P markets, even if some references use different terms to describe the same type of market structure. A summary of the three P2P market designs is shown in Table 2, where the main advantages, challenges and references are presented for each design.

The first design (Figure 1.a) allows that all agents (i.e. producers, consumers and prosumers) communicate with each other to trade energy. This gives the possibility that the energy usage is truly aligned with consumers' preferences. At the same time, this design has the advantage of total autonomy and empowerment of consumers. On the other hand, there is a scalability problem concerning the negotiation process, as analyzed by the authors in [83]. The negotiation can become a computational burden for scenarios with many participants in this design. If this design is used for the entire power system, the scalability is a real challenge yet to be solved. One way to handle this issue could be through sparse graphs to reduce the number of communications. Finally, the system operators will have more trouble

Table 2: Summary of three P2P market designs (based on [29]).

P2P market structure	Main advantages	Main challenges	References
Full P2P market		1) Investment and maintenance with ICT infrastructure in case of scalability to all system;	
	1) Total freedom of choice and autonomy, empowering the active consumers;	2) Potential slow convergence to obtain a consensus in the final delivery of energy;	[30], [65], [66], [67], [68]
	2) Energy use aligned with each agent's preference (e.g. cost, green, local, etc);	3) Predicting system behaviour by grid operators, because of the lack of centralized control;	
	3) Complete "democratization" of energy use	4) Guarantee of safety and high-quality energy delivery	
Community-based market	1) Enhancing the relationship and involvement of community members, because of sharing a common good (i.e. energy);	1) Reaching the preferences of energy use for all community members at all time;	[52], [53], [72], [73], [74], [75], [76], [61], [77], [78]
	2) Mobilizing social cooperation and resilience in community members;	2) For the community manager is aggregating all members' data and managing their expectations;	
	3) Potential new services for grid operators provided by the community manager	3) Having a fair and unbiased energy sharing among community members	
Hybrid P2P market	1) ICT infrastructure and computation effort are scalable to all system;		[55], [84]
	2) Most compatible with the system in the next years, it can be seen as co-existent design of the two previous ones;	1) Coordinating internal trades in the communities with trades between high-level agents (e.g. community managers, utilities, etc)	
	3) More predictable to the grid operators		



to predict and control the power system operation, though this design could also provide the opportunity to engage all agents (in a decentralized manner) in solve grid operation challenges through the provision of grid services.

On the other hand, the community-based market design's (Figure 1.b) main advantages are the enhancement of involvement and cooperation of community members. The fact of being a more structured design allows the community manager to provide services to the grid operators as an aggregator. The revenues from these services can be shared (e.g., in a proportional way) by all community members. Even if all members agree to participate in a community, there may be times when a member's expectation is not aligned with the community's general interests.

The final design shares some of the advantages of the two previous designs such as empowering choice of agents (not entirely), increasing their involvement and cooperation. Besides that, the scalability of all the system is in a way covered by this design, because the ICT and computational effort required are less than required by the full P2P market design. The two previous market designs can co-exist and interact in such a hybrid structure. For these reasons, we believe that this design is most likely to develop in future power systems. The main challenge is to coordinate the energy trade at and between the different levels.

In most liberalized electricity markets, wholesale markets take the form of a pool, where large producers and consumers trade through a centralized clearing mechanism that yields a uniform equilibrium price. The retail market resells the energy purchased in the wholesale market to the small consumers. In both markets, the participants do not interact with each other directly, since trade has always to go through a central node. In contrast, in complete P2P markets, all participants can directly interact with each other, without the need for central entities. Even in the community-based design, the participants can share energy inside the community, or with another community through the community manager. The participants do not need to go through the traditional operators for trading energy, such as the market operator or retailer. However, reference [29] highlights that these designs have to co-exist with the traditional electricity market and grid operation. A recommendation for future research is then to think of how P2P market designs may co-exist with existing market structures. The disruptive nature of P2P markets does not mean they are not compatible with existing market structures. Additionally, it is not feasible that P2P markets will replace traditional markets from one day to another. A possible future scenario is

a coexistence between P2P and existing markets. In this case, the agents can select which type of market suits better their own expectations and preferences. The main purpose of P2P markets is to design electricity markets to be more consumer-centric and to benefit from their upcoming active role (e.g. prosumers).

Another important aspect to mention in this section is related to the ICT architecture and infrastructure that must sustain these market designs. For example, we can mention the architecture developed for the energy provider in the EMPOWER project [58]. The proposals explored by the literature have in common two main pillars, i.e the physical and virtual layers. In most of the cases, the protocols proposed for smart grid applications are used in the physical layer [34]. In the case of the virtual layer, we found different proposals with particular emphasis on the blockchain technology [85]. This is a distributed platform of data management that can register and settle transactions between peers [86]. This technology is the backbone behind the crypto-currencies that have appeared in recent years, bitcoin being the most famous case. Some literature and R&D projects argue that blockchain can be the key factor to deploy a P2P market in the energy sector [64, 87, 88]. Such a technological proposal has to be seen as an enabler to benefit prosumers, while simplifying operations for utilities and grid operators. There are enormous advantages such as data management without third-party supervision, but caveats such as scalability and data storage need to be addressed before a real implementation in the energy sector [89]. Although, many consider blockchain the most important asset in a successful deployment of P2P markets, it is worth mentioning that such markets can exist without blockchain. Thus, we should always consider that future research about P2P markets is not necessarily dependent on such technology.

#### **4. Opportunities and challenges**

So far, the previous sections have covered the research regarding different aspects of P2P markets, such as market designs, ICT infrastructure and R&D projects. This section will focus on future prospects with P2P markets, by starting with an analysis of opportunities and remaining challenges. Then, topics worthy of investigation by the research and industrial communities in the coming years are introduced and discussed.

#### 4.1. Discussion on P2P market potential

For a better analysis of potential opportunities and challenges about this topic, the authors elaborated a SWOT analysis<sup>28</sup> that is shown in Table 3. The main enablers and obstacles supported our analysis concerning P2P market potential.

Table 3: Summary of potential strengths, weaknesses, opportunities and threats

Strengths	Weaknesses	Opportunities	Threats
1) Empowerment of consumers, focusing in trust, transparency and openness	1) Sub-optimal energy price of all energy system	1) Democratization of energy	1) Legal and regulatory obstacles, which influence the transition to these markets
2) Consumers have better choice of supply and possibility to produce and sell their own energy	2) Potentially overwhelming transition to this consumer-centric market	2) Increase consumers awareness and cooperation towards environmental energy consumption	2) Energy poverty for some group of consumers
3) Increase resilience and reliability of the system	3) Heaviness of negotiation and clearing mechanisms	3) Create new business models	3) Prosumer engagement and its human dimension
4) Remove potential market power from some players in the wholesale market	4) Life-cycle assessment of hardware infrastructure	4) Boost retailer market, since lacks competition	4) Potential grid congestions
		5) Postpone grid investments from system operators	5) Technology dependency (e.g. blockchain)
			6) Co-existence with existing electricity markets
			7) Security and privacy with data
			8) Potential failure of these markets if poorly structured

The empowerment of consumers choice and transparency is an obvious strength of P2P markets, because of their flexibility that enables consumers choice on the type and origin of their electricity in a dynamic manner. Thus, consumers create empathy towards those who collaborate, particularly when they receive positive feedback. Burdermann *et al.* [90] indicated five different classes of collaboration among consumers in P2P markets for an urban area. On a regular basis, consumers will collaborate to meet their energy consumption, e.g. a single consumer can collaborate with five different individuals. The system resilience and security can improve, because consumers will be compelled to solve problems and not jeopardize the normal operation of others, especially the ones they know from previous transactions. We can

<sup>28</sup>Strengths, Weaknesses, Opportunities and Threats

have cases like unexpected loss of renewable production or congestion problems in the grid that can be solved in a collaborative manner by all involved players (i.e. large producers and small consumers). This may lead to a re-think of the top-down hierarchical structure used for grid operation. Finally, redesigning the electricity market to a more consumer-centric approach may have a positive effect of mitigating potential market power in the wholesale market. Consumers will be less volatile to the wholesale market price, because they found alternative solutions to their energy supplier by engaging in P2P trading/sharing approaches.

The P2P design allows product differentiation reflecting consumers' preferences in energy trading that leads to different prices for every transaction. However, this aspect can also lead to a sub-optimization of the overall energy price, which represents an obvious weakness in these markets. The fact that all market participants simultaneously negotiate with all others can help prices to converge to similar values. Further investigation is required to determine the magnitude of this sub-optimal price. This value can be different depending on the P2P design analysed. The overwhelming number of transactions and the heaviness of the negotiation mechanism are other weaknesses. The first one is particularly important for a full P2P design, but it can be mitigated in other less "anarchical" designs, like community-based or hybrid P2P. The heaviness of the negotiation mechanism has an impact on the computational performance of the decentralized or distributed optimization algorithms used, as investigated in [83]. The life-cycle assessment of certain hardware supporting the negotiation process (e.g. smart devices, batteries, PV panels, etc) can be a weakness in such P2P markets, which future investigation has to pay attention to. The economy of scale in this P2P markets approach can be one way to mitigate this weakness.

This new form of market can create opportunities for all participants in the electric power system. The first opportunity is more democratization of energy by adopting such a market approach. The introduction of such new markets also creates the possibility of having new business models. Currently, the retail market lacks competition in many countries, for which the P2P market can be a solution. Retail companies may have to adapt their business to more P2P transactions. Finally, the grid operators can benefit from such markets by deferring grid investments in new lines and equipment. One of the strengths is the increase in resilience and security, which creates an opportunity to solve grid problems by all market participants rather than reinforcing the grid.

If we look to the threats associated with P2P markets, the main threat concerns the legal framework in most countries. However, we believe that with time this obstacle will be less and less important and eventually removed. The French setup allows participants under the same feeder to engage in P2P trading [32]. Energy poverty of some consumers or communities can arise when P2P markets are implemented. Consumers with less economic power can feel threatened to participate, which can lead them to exclude themselves from P2P markets. In addition, consumer and prosumer engagement, i.e. their willingness to participate and fully utilize the possibilities offered by such a decentralized, is also a point of concern since interest in electricity matters is commonly low. Different studies [91–94] emphasise how important it is to account for human behaviour in electricity markets. The EU is also committed, with several projects, to bridge the gap between technology-based potential of consumer programmes and actual market behaviour. More precisely, this was the central focus of projects such as BEHAVE<sup>29</sup>, Penny<sup>30</sup> and PEAkapp<sup>31</sup>. P2P market development ought to account for the insights gained through this type of projects, to eventually reduce the potential of this threat. Bounded rationality of electricity consumers and prosumers may also play a role in market design and operation [95]. Another threat related to the co-existence with existing markets that can lead to potential disappearance of traditional actors with the adoption of such markets. Studies about compatibility between P2P and existing markets are one way to convince traditional actors that their positions are not threatened, in fact they can also benefit from these markets.

Threats that are worth paying attention to are the dependency on certain technologies as well as concerns regarding security and privacy. This can happen with dependency on blockchain, because so far crypto currencies and smart contracts have been used to validate energy transactions in some experiments. The fact that today many people associate the success of P2P markets with blockchain can have a negative effect in the future. Regulators and other stakeholders might have the notion that it is only possible to have P2P markets if we apply blockchain. The authors believe that it is not entirely true, and further investigation is needed about the true value of

---

<sup>29</sup><https://ec.europa.eu/energy/intelligent/projects/en/projects/behave>

<sup>30</sup><http://www.penny-project.eu/>

<sup>31</sup><http://www.peakapp.eu/>

blockchain for P2P markets. Finally, academic and industrial partners that work on this topic must be aware that a poor design can cause a potential failure in P2P markets. Poorly designed markets could indeed have an effect on system resilience and power system security that is the opposite of what P2P systems are normally praised for.

Overall, P2P markets open new opportunities for all market participants, but there are also threats to avoid along the way. The exploitation of the positive aspects (strengths) and resolution of the handicaps (weaknesses) would result in successful implementation of this novel market. Further investigation should take into account some aspects that were presented in this analysis. The next sections will discuss a new direction for this topic that we think is worth exploring in the coming years.

#### *4.2. Market design and business models*

The different designs in section 3 are proposed in many occasions for local areas with consumers and prosumers, which is then to be understood in a C2C (Consumer-to-Consumer) interaction level. One can also think of to high-level applications, such as the P2P platform for the wholesale market that the Enerchain project pretends to implement. In this case, it is seen as B2B (Business-to-Business) interaction. If we consider the experiments made so far, P2P markets are of particular relevance on a local microgrid where people share investments and energy within C2C context. However, it will have a residual effect in the entire electric power system, because of the small scale of microgrids. On the other hand, P2P trading applied in high-level, like in the Enerchain project, will also have a similar low impact. This will end up by replacing existing wholesale markets with a P2P platform supported by crypto currency as a way to avoid fees from market operators. The resulting gains will not entirely be reflected in the electricity prices that small consumers and prosumers would pay. So, the real issue of the P2P market is the potential low effect on the electric power system, if we consider the advances made in the literature. In the coming years, it is essential to pursue new market designs and business models that enhance the interaction between high and local levels of P2P markets.

In economics, there is a mechanism called Business-to-Consumers (B2C) that refers to transactions conducted directly between companies and consumers for a product or service. Such mechanism avoids centralized distribution channels or third entities for the trade of the producer or service between companies and consumers. The rise of the internet represented a

new channel for B2C business, such as e-commerce to sell goods and services and avoid the traditional distribution channels. However, there is no such option in current electricity markets for large producers and small consumers to directly negotiate energy. Today, consumers are passive receivers of the electricity trade in the wholesale market. In many situations, they are unaware, and cannot select, which utilities really provide their energy. The same goes for the designs proposed on P2P markets, with no literature to look for such B2B option. For instance many real-applications, e.g. Vandeborn and Piclo, are designed for consumers choose their local renewable producer, rather than allowing a direct exchange between large utilities and small consumers. The hybrid P2P approach is certainly the most appropriate design to accommodate P2P trades in all levels of the electric power system. This design gives some sense of control to the system operators, but it could also accommodate direct trades between players acting in different levels in the form of a B2C mechanism. This is since it will allow to have a direct mechanisms for real-time negotiation and endogenous consideration of preferences, instead of the statistical accounting performed today for the case of guarantees of origin. This is why such P2P structures may actually give a new taste to B2C business models for electricity, most likely with more consideration for consumer preferences and interests. However, B2C mechanism has, in its essence, to follow the consumer-centric premise that characterizes P2P markets. Thus, it would create a sense that everyone is part to (and benefits from) this energy revolution towards a more sustainable electricity sector.

Further investigation on the implementation of the B2C mechanism in P2P markets is necessary. Otherwise, there will be an inefficiency on the P2P market related to the link between different levels (i.e. B2B and C2C) that it will be hard to solve. The first focus should be on how to quantify the benefits and impacts of using B2C mechanisms in the P2P market. We consider important to study new proposals for market designs and business models on the B2C mechanism. Finally, an investigation on the best way to implement B2C mechanisms is also required. It is actually difficult today to foresee the whole breadth of business models that could emerge thanks to such P2P designs, both in terms of investment and in the day-to-day operation of the electric power system.

#### *4.3. Grid operation*

In parallel, grid operation under a P2P market is still a concern, mainly to grid operators. Indeed, one might be critical about the way these mar-

kets would operate on existing power grids with their numerous operational constraints. There are only few studies assessing the impact of P2P trade on grid operation. In fact, we note that grid congestion can be a potential threat if not properly handled, as indicated in Table 3. However, this new approach also presents a new opportunity to rethink the use of common grid infrastructures and services.

Whatever the type of P2P market design, the fact that these rely on direct exchanges between every agent eventually allows mapping these exchanges on the grid. Thus, the grid tariffs could be redesigned in a dynamic fashion that considers the mapping of P2P trade. For example, the grid cost can depend on electrical distance associated to each P2P transaction. Another way is to make the grid cost based on usage of the grid. So, more electrical distance or more usage of the grid results in a more expensive transaction costs between two agents.

In fact, the authors made ground-breaking work concerning this topic, namely in a full P2P design. The fact that full P2P design allows product differentiation in costs of trade helps the incorporation of grid cost to affect the trades. Therefore, Baroche *et al.* [96] designed alternative ways to calculate grid costs, i.e. uniform, electrical distance and zonal location. This cost-allocation policy affects in an exogenous manner the trades to keep them below the lines limit. In this way, the agents have an incentive to respect grid operation rather than cause potential congestion. The same author proposed an endogenous approach to incorporate grid operation in the full P2P market [97]. The DC-OPF is incorporated in the full P2P design to internalize grid constraints. The recent breakthroughs concerning distributed optimization on grid operation [71, 82] can also inspire other works on the redesign of grid operation under P2P markets.

We also give incentive to future research in appraising the impact on grid operation practices and its potential adaptation. In addition, grid constraints related to voltage regulation should be considered in future work on P2P markets. Rethinking grid operations can deploy new business models, where communities or individual agents participate in flexibility services to respect the grid operation. This represents another opportunity to mobilize customers' flexibility and resilience through increased awareness and involvement.



## 5. Test case

In this section, the three P2P designs described in section 3 are evaluated on the IEEE 14-bus network system. The main purpose is to provide a realistic case to simulate P2P market designs, since there does not exist today a reference test case that would encourage reproducibility and benchmarking. The complete test case, i.e., with network, units, economic characteristics, etc., are to be made openly available for others to use it in the future.

### 5.1. Description

The test case considers the IEEE 14-bus network system presented in [98]. The original generators have been replaced by new ones, i.e. 1 generator based on coal, 2 generators based on gas, 3 wind turbines and 2 PV plants. The bus 1 is the upstream connection with the main grid, where the generator assumes an infinite power. The lower and upper bound  $\underline{P}_n$  and  $\overline{P}_n$  are equal to  $-\infty$  and  $+\infty$ , respectively. The original loads are used in this case. The fixed consumption of the original system is assumed as the installed capacity of loads. Figure 5 shows the IEEE 14-bus system that is divided into three communities. The modified system contains 8 producers and 11 consumers.

The test case is simulated over one year with 30 minutes time-step. The production levels of wind turbines and PV plants in Australia are taken from [99, 100], respectively. The consumption of loads has also been collected in Australia [100], which contains fixed and flexible consumption. The fixed consumption represents the lower bound. Since we have no access to total capacity of flexible consumption, we split the daily flexible consumption over each time-step. In this way, we assume a simple load management system that equally spreads the daily flexible consumption. The upper bound is equal to the fixed consumption plus twice the flexible consumption determined per time-step. Prices are considered from July 2012 to June 2013. These data sets have been normalized and then scaled to the capacity of the wind turbines, PV plants and loads.

A quadratic cost function is used to characterize the cost function. We choose to model the PV and the wind turbines as must-take generators ( $\underline{P}_n = \overline{P}_n$ ). The marginal cost of these resources was also set as zero ( $a_n = b_n = 0$ ). The marginal cost  $b_n$  of generator in bus 1 is equal to the market price from the Australian Energy Market Operator. It is considered the prices from July 2012 to June 2013. We extracted this information from the Australian market website. This test case assumes a tariff of 10 \$/MWh for using the

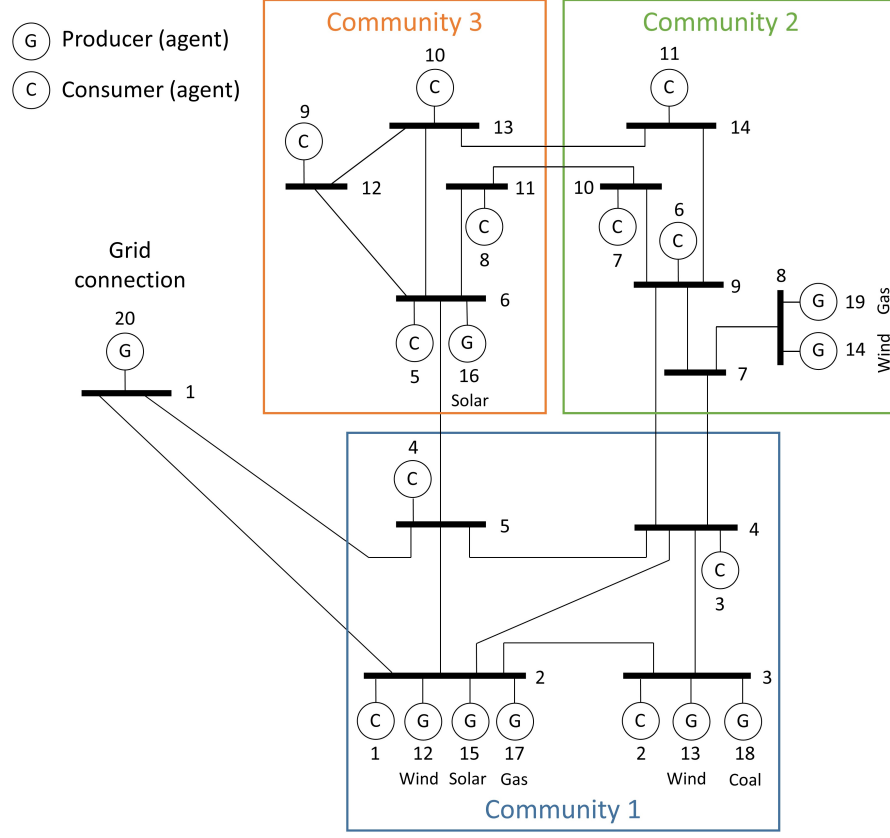


Figure 5: IEEE 14-bus network system.

main grid. Thus, the importation price from the generator in bus 1 is equal to the market price plus this grid tariff. On the other hand, the export price is equal to the market price minus this grid tariff. All data in this test case is available in [101] for others to use in future research.

## 5.2. P2P market results

After defining the data set, we simulate the three market designs using the mathematical formulation for each design (1) and (2). The full P2P design does not take into account the three communities defined in the test case, they are only used for the other two market designs. In the community market design, we considered that each community only trades with the main grid. The generator located in bus 1 simulates this connection. We assumed as hybrid P2P design that the three communities trade with each other and

the main grid. In this way, we have at a bottom-level the community market design, and then, the P2P energy trade applied at a high-level.

We defined a transaction cost for the energy traded of  $\gamma_{com} = 0.001\$/MWh$ . In the full P2P design, we consider this transaction cost as the bilateral trading cost of all  $P_{nm}$ . However, this cost is not applied for bilateral trade with the grid. For community and hybrid P2P designs, the transaction cost is assumed for the energy traded ( $q_n$ ) within each community (2c). In the hybrid P2P design, a transaction cost is assumed for the P2P trade between the three communities. We assumed the following transaction costs:

- Community 1-2: 2 \$/MWh
- Community 1-3: 1 \$/MWh
- Community 2-3: 1.5 \$/MWh

Each design is then solved by a centralized optimization approach. Table 4 shows the results of all simulations, namely the social welfare, total import cost and export revenue to the main grid.

Table 4: Results of all P2P market designs.

Market designs	Total SW [M\$]	Import cost [M\$]	Export revenue [M\$]
Full P2P	45.21	0.072	56.66
Community	44.27	2.88	58.95
Hybrid P2P	44.32	2.86	58.71

For this test case, the highest social welfare is reached with the full P2P design, while the community market presents the lowest result. The difference between these two results is around 2%, because the communities only trade with the main grid when we use the community design. If community 1 has more renewable production than consumption, the only available option is exporting the surplus production to the main grid. If we have consumers in communities 2 or 3 that are willing to consumer more, they have to import from the main grid. The communities cannot share the renewable surplus, while in the full P2P design it is possible to share among all agents. This fact makes the social welfare decrease, because it is less profitable to export to the main grid rather sell to other agents outside of the community. For the same reason, the community design reaches an import cost and export revenue higher than the full P2P design. If we calculate the difference between

these two results, we end up with the community design having extra import cost of 2.8 M\$ and extra export revenue of 2.3 M\$. We could expect these differences to be close, because the extra energy imported by the community design is almost the same as the extra renewable energy used by the full P2P design. This also results in less revenue with energy exported in the full P2P design.

When we allow the communities to buy or sell energy to each other, the social welfare improves, as with the hybrid P2P design. The improvement is marginal, because this design has extra transaction costs between communities. The total transaction cost is around 17.4 k\$. If we remove this cost, a social welfare increase for the hybrid P2P design is expected. This would approximate to the social welfare of the full P2P design. In fact, we run a simulation of the full P2P design with the transaction costs between communities. The social welfare reduced to 45.14 M\$. The energy exchange in all simulations is shown in Table 5, namely the total load, import, export and energy trade between communities. We also determine the energy exchange between the communities in the full P2P design, even though we do not consider them in this design. In this way, we can fairly compare the three market designs.

Table 5: Energy trade for all P2P market designs.

Market designs	Total Load [GWh]	Total import [GWh]	Total export [GWh]	Community exchange [GWh]
Full P2P	401.4	2.1	1041.1	54.4
Community	395.1	45.4	1093.4	0
Hybrid P2P	395.7	44.7	1085.5	9.1

The full P2P design achieved the highest load consumption, due to the same reason mentioned before in Table 4. We have more flexibility to share the renewable production, which results in more consumption by the consumers. At the same time, we have a low energy import and high energy exchange between communities in this design. We are almost able to make the IEEE 14-bus network isolated from the main grid. Again, the community design presents the highest results for the energy import and export, which also achieves the lowest consumption of the three market designs. If we compare both designs, we can say that the energy import and export are reduced by 95% and 5%. Although we have a big percentage gap, the absolute value is almost the same, i.e. 43.3 and 52.3 GWh. We can see that

energy exchange between communities in the full P2P design (54.4 GWh) is almost the same as the energy export decrease (52.3 GWh). If we divide the social welfare per the total load, we obtain a value around 112. This results in almost the same value for the three market designs. The total production is around 1440.3 GWh and it is almost the same for the three market designs.

To illustrate the differences in trade among agents between the three P2P designs, we select the trade negotiated by consumer 3 at day 01/06/2013 from time step 6:00 to 7:30. Figure 6 shows the results for the three market designs. The pink line represents the total consumption of consumer 3, which also corresponds to the sum of all other lines representing producers and main grid.

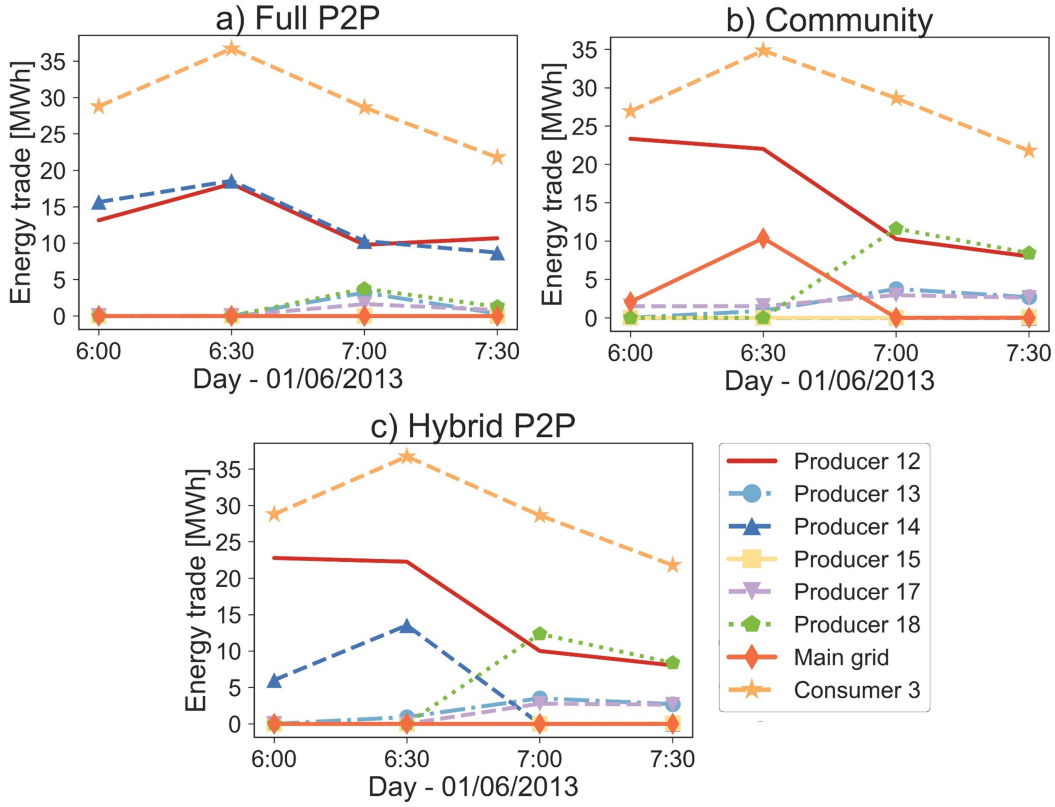


Figure 6: Trades negotiated by consumer 3 at day 01/06/2013 from time step 6:00 to 7:30: a) full P2P, b) community and c) hybrid P2P.

The main difference between the three designs is the energy trade with

producer 14 (represented by a blue line). This producer is located in community 2, which consumer 3 has access to in the full P2P and hybrid designs. For the full P2P design (Figure 6 a)), producer 14 is one of the top agents that consumer 3 trades with during these time steps, namely at 6:00 and 6:30. In the hybrid P2P design (Figure 6 c)), the amount of trade with producer 14 is reduced because of the transaction cost of 2 \$/MWh for the energy trade between community 1 and 2. This cost is paid by all consumers in community 1, including consumer 3. To avoid this extra cost, consumer 3 trades more energy with the producers of the same community (i.e. producers 12, 13, 15, 17 and 18). This results in more energy used from producer 12 in time steps 6:00 and 6:30, and from producer 18 in the remaining time steps. Since consumer 3 uses more energy from renewable producer 12, less energy is left for the other consumers of the same community to use it (i.e. consumers 1, 2 and 4). These consumers will have to trade more imported energy from the main grid (case of community design) or pay more for trading with renewable producers from the other two communities (case of hybrid P2P design). The same goes for the time steps (7:00 and 7:30) that producer 18 is more used. Consumer 3 and others will have to trade with an expensive producer, like producer 18, to support their fixed consumption. For the full P2P design, the trade with producer 18 is very small because the renewable production from the three communities is shared between all consumers, including consumer 3. In the hybrid design, the share of renewable production between the three communities is constrained by the transaction cost between them. We obtain a result that consumers trade more with the producers of the same community. The same can be seen for the results in community design (Figure 6 b)), where we have more energy being traded inside community 1. The consumer 3 has to import from the grid in time steps 6:00 and 6:30, because producers from other communities cannot trade with this consumer (e.g. producer 14). In this case, the only possible option is importing from the main grid, which makes the consumption of consumer 3 fall. In these time steps, the peak consumption is around 34.9 MWh, while for the other two designs (full and hybrid P2P) it is around 36.7 MWh. The increase in the consumption is related to the possibility of trading with other renewable producers outside of community 1, particularly trading with producer 14.

We can conclude that the best result is obtained when the IEEE 14-bus network decreases the quantity traded with the grid, whether it is import or export. However, one should not conclude that full P2P design is the best to increase the social welfare, since the main objective is to have a real test case

for testing different P2P designs. Moreover, the network constraints are not considered in these market designs, which could influence the social welfare results. We can end up with the community design presenting the best result when the network constraints are included, because the power flow between communities is none. In fact, the full P2P design gives the same results as a pool-based market, because we did not consider a bilateral trading cost based on agents' preferences. For instance, a product differentiation, like in [65], that reflects more local and green energy, would affect the social welfare. Other researchers are free to use this test case in their investigations related to P2P electricity markets. This test case can be used in studies concerning the validation of new market designs and business models, the assessment of new grid operation strategies and the impact of strategic behaviour by producers and consumers.

## 6. Conclusions and perspectives

### 6.1. Conclusions

The current paradigm calls for welcoming various transactive agents such as prosumers into power system operational practice. It also calls for the creation of markets to allow various forms of transaction between these agents. This study contributes to such a discussion through a detailed review of consumer-centric market proposals, as well as by pointing at future research areas of relevance. For instance our investigation has revealed that pilot projects have mainly focused on the ICT infrastructure to demonstrate that such a paradigm is indeed possible. In contrast, we found limited investigation on new market designs and business models under the consumer-centric approach that is advocated for.

We performed an analysis of three P2P market designs that have been investigated in the literature, and which gives a basis to motivate further developments. Details of the mathematical modelling and algorithms for each market design are illustrated based on current proposals in the literature. They were compared based on a case study application in terms of their market results and communication needs. Today already, we have local implementations of consumer-centric electricity markets.

During this study, we recognized that conditions exist to deploy such markets, but we also found challenges that need to be addressed. Two key challenges are regulation framework and grid operation. However, things can rapidly evolve with an increase in the number of consumers that demand

change towards more consumer-centric electricity markets. These consumer-centric markets may motivate the definition of new grid tariffs considering the mapping of P2P trades on the grid. They can also give a new sense to the provision of grid services in the way aggregator-based business models for demand response can not.

### *6.2. Recommendations on future research directions in the topic*

The next steps towards a successful P2P market adoption should be within three relevant areas. Firstly, the market designs require further contribution that could steadily unlock the P2P markets' implementation in a near future. We particularly recommend B2C models exploring the direct and fair trading between large utilities and small prosumers. One should also pay attention to designs that involve system operators, and satisfy them in terms of feasibility, reliability and security of supply. Most importantly, how we can maintain high levels of power system reliability through the distributed provision of reserves under such a P2P approach. For example, probabilistic matching and queueing theory could be considered to solve imbalances of different prosumers in a collaborative manner. Finally, designs that cover the coupling with the existing wholesale and retail markets should also be investigated, to allow consumers to switch from one market to the other when it is most convenient.

In parallel, the distributed optimization techniques supporting the P2P markets would require further improvements. Research developments should aim at the convergence of these techniques during the negotiation processes. Arguably, scalability when reaching large number of peers is a current challenge. Sparsification of communication and negotiation graphs will be fundamental to reduce exchanges among peers with residual effect on the optimality of resource allocation and pricing outcomes. The investigation of methods to handle asynchronous communications is also a relevant aspect within this area, namely for real-time application. The last relevant area of future research should target the human dimension modelling of consumers, such as bounded rationality and strategic behaviour. Additionally, future work on this area may also drift towards the social science side to find ways to optimally express consumer preferences and appraise the impact of such preferences on market functioning and outcomes. Once the first two research areas have mature and solid proposals, this area will be of particular importance to assess the impact of consumers behaviour in P2P markets.



## Acknowledgements

The work is partly supported by the Danish ForskEL and EUDP programmes through the Energy Collective project (grant no. 2016-1-12530), and by the EU Interreg programme through the Smart City Accelerator project (grant no. 20200999). The post-doctoral grant of Tiago Soares was financed by the ERDF – European Regional Development Fund through the Operational Programme for Competitiveness and Internationalisation - COMPETE 2020 Programme, and by National Funds through the Portuguese funding agency, FCT - Fundação para a Ciência e a Tecnologia, within project ESGRIDS - Desenvolvimento Sustentável da Rede Elétrica Inteligente/SAICTPAC/0004/2015-POCI-01-0145-FEDER-016434.

The icons used in Figures 1, 2, 3 and 4 were designed by Freepik, Nikita Golubev, Pixel Perfect, Vectors Market, Pixel Buddha, Becris from Flaticon<sup>32</sup>.

## References

## References

- [1] O. Ellabban, H. Abu-Rub, F. Blaabjerg, Renewable energy resources: Current status, future prospects and their enabling technology, Renewable and Sustainable Energy Reviews 39 (2014) 748 – 764. doi:10.1016/j.rser.2014.07.113.
- [2] C. Bussar, P. Stöcker, Z. Cai, L. M. Jr., D. Magnor, P. Wiernes, N. van Bracht, A. Moser, D. U. Sauer, Large-scale integration of renewable energies and impact on storage demand in a european renewable power system of 2050–sensitivity study, Journal of Energy Storage 6 (2016) 1 – 10. doi:10.1016/j.est.2016.02.004.
- [3] A. S. al sumaiti, M. H. Ahmed, M. M. A. Salama, Smart home activities: A literature review, Electric Power Components and Systems 42 (3-4) (2014) 294–305. doi:10.1080/15325008.2013.832439.
- [4] European commission, Benchmarking smart metering deployment in the EU-27 with a focus on electricity, June 2014, (Accessed on July

---

<sup>32</sup><https://www.flaticon.com/>

2017).

URL <http://eur-lex.europa.eu/legal-content/EN/TXT/?qid=140\3084595595&uri=COM:2014:356:FIN>

- [5] J. Hu, R. Harmsen, W. Crijns-Graus, E. Worrell, M. van den Broek, Identifying barriers to large-scale integration of variable renewable electricity into the electricity market: A literature review of market design, *Renewable and Sustainable Energy Reviews* 81 (Part 2) (2018) 2181 – 2195. [doi:10.1016/j.rser.2017.06.028](https://doi.org/10.1016/j.rser.2017.06.028).
- [6] I. Faber, W. Lane, W. Pak, M. Praker, C. Rocha, J. V. Farr, Micro-energy markets: The role of a consumer preference pricing strategy on microgrid energy investment, *Energy* 74 (Supplement C) (2014) 567 – 575. [doi:10.1016/j.energy.2014.07.022](https://doi.org/10.1016/j.energy.2014.07.022).
- [7] V. Bertsch, M. Hall, C. Weinhardt, W. Fichtner, Public acceptance and preferences related to renewable energy and grid expansion policy: Empirical insights for germany, *Energy* 114 (Supplement C) (2016) 465 – 477. [doi:10.1016/j.energy.2016.08.022](https://doi.org/10.1016/j.energy.2016.08.022).
- [8] T. van der Schoor, B. Scholtens, Power to the people: Local community initiatives and the transition to sustainable energy, *Renewable and Sustainable Energy Reviews* 43 (2015) 666 – 675. [doi:10.1016/j.rser.2014.10.089](https://doi.org/10.1016/j.rser.2014.10.089).
- [9] D. Peng, R. Poudineh, Electricity market design for a decarbonised future: An integrated approach, The Oxford Institute for Energy Studies, University of Oxford, 2017. [doi:10.26889/9781784670948](https://doi.org/10.26889/9781784670948).
- [10] D. Selloni, Codesign for public-interest services, *Research for Development*, Springer, 2017. [doi:10.1007/978-3-319-53243-1](https://doi.org/10.1007/978-3-319-53243-1).
- [11] K. Raworth, Doughnut economics: seven ways to think like a 21st-century economist, Random house business, 2017.
- [12] D. Bollier, Commoning as a transformative social paradigm, *The next system project*, 2015.
- [13] I. Pais, G. Provasi, Sharing economy: A step towards the re-embeddedness of the economy?, *Stato e mercato, Rivista quadrimestrale* (3) (2015) 347–378. [doi:10.1425/81604](https://doi.org/10.1425/81604).

- [14] L. Einav, C. Farronato, J. Levin, Peer-to-peer markets, *Annual Review of Economics* 8 (1) (2016) 615–635. [doi:10.1146/annurev-economics-080315-015334](https://doi.org/10.1146/annurev-economics-080315-015334).
- [15] R. Schollmeier, A definition of peer-to-peer networking for the classification of peer-to-peer architectures and applications, in: *Proceedings First International Conference on Peer-to-Peer Computing*, 2001, pp. 101–102. [doi:10.1109/P2P.2001.990434](https://doi.org/10.1109/P2P.2001.990434).
- [16] M. Singh, Peering at peer-to-peer computing, *IEEE Internet Computing* 5 (6) (2001) 4–5. [doi:10.1109/MIC.2001.968826](https://doi.org/10.1109/MIC.2001.968826).
- [17] K. Kant, R. Iyer, V. Tewari, A framework for classifying peer-to-peer technologies, in: *Cluster Computing and the Grid*, 2002. 2nd IEEE/ACM International Symposium on, 2002, pp. 368–368. [doi:10.1109/CCGRID.2002.1017163](https://doi.org/10.1109/CCGRID.2002.1017163).
- [18] A. Oram (Ed.), *Peer-to-peer: Harnessing the power of disruptive technologies*, O'Reilly Media, Sebastopol, CA, USA, 2001.
- [19] K. Aberer, M. Hauswirth, An overview on peer-to-peer information systems, in: *Proceeding of the workshop on distributed data and structures (WDAS)*, 2002.
- [20] Q. H. Vu, M. Lupu, B. C. Ooi, *Peer-to-peer computing: Principles and applications*, 1st Edition, Springer, 2010. [doi:10.1007/978-3-642-03514-2](https://doi.org/10.1007/978-3-642-03514-2).
- [21] David Peleg (Ed.), *Distributed Computing*, Vol. 6950 of *Theoretical Computer Science and General Issues*, Springer, 2011. [doi:10.1007/978-3-642-24100-0](https://doi.org/10.1007/978-3-642-24100-0).
- [22] V. Kostakis, A. Roos, M. Bauwens, Towards a political ecology of the digital economy: Socio-environmental implications of two competing value models, *Environmental Innovation and Societal Transitions* 18 (2016) 82 – 100. [doi:10.1016/j.eist.2015.08.002](https://doi.org/10.1016/j.eist.2015.08.002).
- [23] Y. Benkler, *The wealth of networks: How social production transforms markets and freedom*, Yale University Press, 2006.

- [24] F. F. Wu, P. Varaiya, Coordinated multilateral trades for electric power networks: Theory and implementation, Working papers series of the Program on Workable Energy Regulation (POWER), June 1995.
- [25] F. F. Wu, P. Varaiya, Coordinated multilateral trades for electric power networks: Theory and implementation, International Journal of Electrical Power & Energy Systems 21 (2) (1999) 75 – 102. doi:10.1016/S0142-0615(98)00031-3.
- [26] Eurelectric, [Prosumers - an integral part of the power system and the market](#), June 2015 (Accessed on August 2017).  
URL [http://www.elecpor.pt/pdf/18\\_06\\_2015\\_Prosumers\\_an\\_integral\\_part\\_of\\_the\\_power\\_system\\_and\\_market\\_june.pdf](http://www.elecpor.pt/pdf/18_06_2015_Prosumers_an_integral_part_of_the_power_system_and_market_june.pdf)
- [27] C. Giotitsas, A. Pazaitis, V. Kostakis, A peer-to-peer approach to energy production, Technology in Society 42 (2015) 28 – 38. doi:10.1016/j.techsoc.2015.02.002.
- [28] H. Beitollahi, G. Deconinck, Peer-to-peer networks applied to power grid, in: Proceedings of the International Conference on Risks and Security of Internet and Systems (CRiSIS), 2007.
- [29] Y. Parag, B. K. Sovacool, Electricity market design for the prosumer era, Nature energy 1 (2016) 16032. doi:10.1038/nenergy.2016.32.
- [30] E. Mengelkamp, J. Gärttner, K. Rock, S. Kessler, L. Orsini, C. Weinhardt, Designing microgrid energy markets: A case study: The brooklyn microgrid, Applied Energy 105 (2017) 870–880. doi:10.1016/j.apenergy.2017.06.054.
- [31] European commission, [Proposal for a regulation of the European parliament and of the council on the internal market for electricity](#), 2016, (Accessed on August 2017).  
URL <http://eur-lex.europa.eu/legal-content/EN/TXT/?uri=COM:\2016:861:FIN>
- [32] French Government, [LOI n° 2017-227 on self-consumption and renewable energy production](#), JORF no. 48, February 2017.  
URL <https://www.legifrance.gouv.fr/eli/loi/2017/2/24/DEV1623346L/jo/texte>

- [33] T. Morstyn, N. Farrell, S. J. Darby, M. D. McCulloch, Using peer-to-peer energy-trading platforms to incentivize prosumers to form federated power plants, *Nature Energy* 3 (2) (2018) 94–101. doi: [10.1038/s41560-017-0075-y](https://doi.org/10.1038/s41560-017-0075-y).
- [34] O. Jogunola, A. Ikpehai, K. Anoh, B. Adebisi, M. Hammoudeh, S.-Y. Son, G. Harris, State-of-the-art and prospects for peer-to-peer transaction-based energy system, *Energies* 10 (12) (2017) 1–28. doi: [10.3390/en10122106](https://doi.org/10.3390/en10122106).
- [35] W. Tushar, C. Yuen, H. Mohsenian-Rad, T. Saha, V. Poor, K. Wood, [Transforming energy networks via peer to peer energy trading: Potential of game theoretic approaches](#), Under review.  
URL <https://arxiv.org/abs/1804.00962>
- [36] J. Webster, R. T. Watson, Analyzing the past to prepare for the future: Writing a literature review, *MIS Q.* 26 (2) (2002) xiii–xxiii.
- [37] J. vom Brocke, A. Simons, B. Niehaves, B. Niehaves, K. Riemer, R. Plattfaut, A. Cleven, Reconstructing the giant: On the importance of rigour in documenting the literature search process, in: *Information systems in a globalising world : challenges, ethics and practices ; ECIS 2009, 17th European Conference on Information Systems, Università di Verona, Facoltà di Economia, Dipartimento de Economia Aziendale, Verona, 2009*, pp. 2206–2217.
- [38] J. Bower, D. W. Bunn, [Model-based comparisons of pool and bilateral markets for electricity](#), *The Energy Journal* 21 (3) (2000) 1–29.  
URL <http://www.jstor.org/stable/41322889>
- [39] E. Hausman, R. Hornby, A. Smith, Bilateral contracting in deregulated electricity markets, Report to the American Public Power Association by Synapse Energy Economics, Inc, 2008.
- [40] E. M. Gui, M. Diesendorf, I. MacGill, Distributed energy infrastructure paradigm: Community microgrids in a new institutional economics context, *Renewable and Sustainable Energy Reviews* 72 (Supplement C) (2017) 1355 – 1365. doi: [10.1016/j.rser.2016.10.047](https://doi.org/10.1016/j.rser.2016.10.047).

- [41] A. Hirsch, Y. Parag, J. Guerrero, Microgrids: A review of technologies, key drivers, and outstanding issues, *Renewable and Sustainable Energy Reviews* 90 (2018) 402 – 411. doi:[10.1016/j.rser.2018.03.040](https://doi.org/10.1016/j.rser.2018.03.040).
- [42] Eurelectric, [Active distribution system management - a key tool for the smooth integration of distributed generation](https://www3.eurelectric.org/publications/filtered?pa=1466&page=5), February 2013, (Accessed on July 2017).  
URL <https://www3.eurelectric.org/publications/filtered?pa=1466&page=5>
- [43] J. Zhao, C. Wang, B. Zhao, F. Lin, Q. Zhou, Y. Wang, A review of active management for distribution networks: Current status and future development trends, *Electric Power Components and Systems* 42 (3-4) (2014) 280–293. doi:[10.1080/15325008.2013.862325](https://doi.org/10.1080/15325008.2013.862325).
- [44] O. Palizban, K. Kauhaniemi, J. M. Guerrero, Microgrids in active network management-part i: Hierarchical control, energy storage, virtual power plants, and market participation, *Renewable and Sustainable Energy Reviews* 36 (Supplement C) (2014) 428 – 439. doi:[10.1016/j.rser.2014.01.016](https://doi.org/10.1016/j.rser.2014.01.016).
- [45] S. Lamparter, S. Becher, J. gregor Fischer, An agent based market platform for smart grids, in: *Proceedings of the 9th International Conference on Autonomous Agents and Multiagent Systems: Volume 1 - Volume 1*, International Foundation for Autonomous Agents and Multiagent Systems, 2010.
- [46] C. Block, D. Neumann, C. Weinhardt, A market mechanism for energy allocation in micro-chp grids, in: *Proceedings of the 41st Annual Hawaii International Conference on System Sciences (HICSS 2008)*, 2008, pp. 172–172. doi:[10.1109/HICSS.2008.27](https://doi.org/10.1109/HICSS.2008.27).
- [47] P. Vytelingum, S. D. Ramchurn, T. D. Voice, A. Rogers, N. R. Jennings, Trading agents for the smart electricity grid, in: *Proceedings of the 9th International Conference on Autonomous Agents and Multiagent Systems: Volume 1 - Volume 1*, International Foundation for Autonomous Agents and Multiagent Systems, 2010.
- [48] W. Saad, Z. Han, H. V. Poor, T. Basar, Game-theoretic methods for the smart grid: An overview of microgrid systems, demand-side manage-

- ment, and smart grid communications, *IEEE Signal Processing Magazine* 29 (5) (2012) 86–105. [doi:10.1109/MSP.2012.2186410](https://doi.org/10.1109/MSP.2012.2186410).
- [49] T. Zhu, Z. Huang, A. Sharma, J. Su, D. Irwin, A. Mishra, D. Menasche, P. Shenoy, Sharing renewable energy in smart microgrids, in: 2013 ACM/IEEE International Conference on Cyber-Physical Systems (ICCPS), 2013, pp. 219–228. [doi:10.1109/ICCPS.2013.6604016](https://doi.org/10.1109/ICCPS.2013.6604016).
  - [50] Y. Luo, S. Itaya, S. Nakamura, P. Davis, Autonomous cooperative energy trading between prosumers for microgrid systems, in: 39th Annual IEEE Conference on Local Computer Networks Workshops, 2014, pp. 693–696. [doi:10.1109/LCNW.2014.6927722](https://doi.org/10.1109/LCNW.2014.6927722).
  - [51] M. H. Cintuglu, H. Martin, O. A. Mohammed, Real-time implementation of multiagent-based game theory reverse auction model for microgrid market operation, *IEEE Transactions on Smart Grid* 6 (2) (2015) 1064–1072. [doi:10.1109/TSG.2014.2387215](https://doi.org/10.1109/TSG.2014.2387215).
  - [52] N. Liu, X. Yu, C. Wang, C. Li, L. Ma, J. Lei, Energy-sharing model with price-based demand response for microgrids of peer-to-peer prosumers, *IEEE Transactions on Power Systems* 32 (5) (2017) 3569–3583. [doi:10.1109/TPWRS.2017.2649558](https://doi.org/10.1109/TPWRS.2017.2649558).
  - [53] D. Ilic, P. G. D. Silva, S. Karnouskos, M. Griesemer, An energy market for trading electricity in smart grid neighbourhoods, in: 2012 6th IEEE International Conference on Digital Ecosystems and Technologies (DEST), 2012, pp. 1–6. [doi:10.1109/DEST.2012.6227918](https://doi.org/10.1109/DEST.2012.6227918).
  - [54] C. Zhang, J. Wu, C. Long, M. Cheng, Review of existing peer-to-peer energy trading projects, *Energy Procedia* 105 (2017) 2563 – 2568, 8th International Conference on Applied Energy, ICAE2016, 8-11 October 2016, Beijing, China. [doi:10.1016/j.egypro.2017.03.737](https://doi.org/10.1016/j.egypro.2017.03.737).
  - [55] C. Long, J. Wu, C. Zhang, M. Cheng, A. Al-Wakeel, Feasibility of peer-to-peer energy trading in low voltage electrical distribution networks, *Energy Procedia* 105 (2017) 2227 – 2232, 8th International Conference on Applied Energy, ICAE2016, 8-11 October 2016, Beijing, China. [doi:10.1016/j.egypro.2017.03.632](https://doi.org/10.1016/j.egypro.2017.03.632).
  - [56] C. Long, M. Cheng, C. Zhang, J. Wu, H. Almasalma, J. Engels, G. Deconinck, C. Antón-Haro, J. Matamoros, S. Heng, F. Li, M. Tomé,

- P. Nardelli, E. Porras, [Alternative P2P based control paradigm of distribution networks and technical requirements on the associated ICT infrastructure](#), P2P-SmartTest - Deliverable 5.1, 2015, (Accessed on September 2017).  
URL <http://www.p2psmartest-h2020.eu/deliverables>
- [57] C. Zhang, J. Wu, Y. Zhou, M. Cheng, C. Long, Peer-to-peer energy trading in a microgrid, *Applied Energy* 220 (2018) 1 – 12. doi:10.1016/j.apenergy.2018.03.010.
  - [58] E. Bullich-Massagué, M. Aragüés-Peñalba, P. Olivella-Rosell, P. Lloret-Gallego, J. A. Vidal-Clos, A. Sumper, Architecture definition and operation testing of local electricity markets. the empower project, in: 2017 International Conference on Modern Power Systems (MPS), 2017, pp. 1–5. doi:10.1109/MPS.2017.7974447.
  - [59] Schneider Electric, [Pilot sites specification report](#), EMPOWER - Deliverable 7.1, 2016, (Accessed on September 2017).  
URL <http://empowerh2020.eu/tag/deliverables/>
  - [60] M. Mihaylov, S. Jurado, N. Avellana, K. V. Moffaert, I. M. de Abril, A. Nowé, NRGcoin: Virtual currency for trading of renewable energy in smart grids, in: 11th International Conference on the European Energy Market (EEM14), 2014, pp. 1–6. doi:10.1109/EEM.2014.6861213.
  - [61] F. Moret, P. Pinson, Energy collectives: A community and fairness based approach to future electricity markets, *IEEE Transactions on Power Systems* PP (99) (2018) 1–1. doi:10.1109/TPWRS.2018.2808961.
  - [62] F. Hasse, Paving the way for the energy world of tomorrow, PwC, Berlin - May 11, 2017, (Accessed on October 2017).
  - [63] J. Johnston, Chapter 16 - peer-to-peer energy matching: Transparency, choice, and locational grid pricing, in: F. P. Sioshansi (Ed.), *Innovation and Disruption at the Grid's Edge*, Academic Press, 2017, pp. 319 – 330. doi:10.1016/B978-0-12-811758-3.00016-4.
  - [64] PricewaterhouseCoopers, [Blockchain - an opportunity for energy producers and consumers?](#), 2016, (Accessed on October 2017).



URL <https://www.pwc.com/gx/en/industries/assets/pwc-blockchain-opportunity-for-energy-producers-and-consumers.pdf>

- [65] E. Sorin, L. A. Bobo, P. Pinson, Consensus-based approach to peer-to-peer electricity markets with product differentiation, Under review.
- [66] E. Sorin, Peer-to-peer electricity markets with product differentiation - large scale impact of a consumer-oriented market, Master thesis in Technical University of Denmark,, 2017.
- [67] T. Morstyn, A. Teytelboym, M. D. McCulloch, Bilateral contract networks for peer-to-peer energy trading, *IEEE Transactions on Smart Grid* PP (99) (2018) 1–1. doi:[10.1109/TSG.2017.2786668](https://doi.org/10.1109/TSG.2017.2786668).
- [68] R. Alvaro-Hermana, J. Fraile-Ardanuy, P. J. Zufria, L. Knapen, D. Janssens, Peer to peer energy trading with electric vehicles, *IEEE Intelligent Transportation Systems Magazine* 8 (3) (2016) 33–44. doi:[10.1109/MITS.2016.2573178](https://doi.org/10.1109/MITS.2016.2573178).
- [69] G. Hug, S. Kar, C. Wu, Consensus + innovations approach for distributed multiagent coordination in a microgrid, *IEEE Transactions on Smart Grid* 6 (4) (2015) 1893–1903. doi:[10.1109/TSG.2015.2409053](https://doi.org/10.1109/TSG.2015.2409053).
- [70] A. Conejo, E. Castillo, R. Minguez, R. Garcia-Bertrand, *Decomposition techniques in mathematical programming: Engineering and science applications*, Springer, 2006. doi:[10.1007/3-540-27686-6](https://doi.org/10.1007/3-540-27686-6).
- [71] A. Kargarian, J. Mohammadi, J. Guo, S. Chakrabarti, M. Barati, G. Hug, S. Kar, R. Baldick, Toward distributed/decentralized dc optimal power flow implementation in future electric power systems, *IEEE Transactions on Smart Grid* PP (99) (2017) 1–1. doi:[10.1109/TSG.2016.2614904](https://doi.org/10.1109/TSG.2016.2614904).
- [72] M. N. Akter, M. A. Mahmud, A. M. T. Oo, A hierarchical transactive energy management system for microgrids, in: *2016 IEEE Power and Energy Society General Meeting (PESGM)*, 2016, pp. 1–5. doi:[10.1109/PESGM.2016.7741099](https://doi.org/10.1109/PESGM.2016.7741099).

- [73] R. Verschae, T. Kato, T. Matsuyama, Energy management in prosumer communities: A coordinated approach, *Energies* 9 (7) (2016) 1–27. [doi:10.3390/en9070562](https://doi.org/10.3390/en9070562).
- [74] P. Olivella-Rosell, G. Viñals-Canal, A. Sumper, R. Villafafila-Robles, B. A. Bremdal, I. Ilieva, S. . Ottesen, Day-ahead micro-market design for distributed energy resources, in: 2016 IEEE International Energy Conference (ENERGYCON), 2016, pp. 1–6. [doi:10.1109/ENERGYCON.2016.7513961](https://doi.org/10.1109/ENERGYCON.2016.7513961).
- [75] I. Ilieva, B. Bremdal, S. . Ottesen, J. Rajasekharan, P. Olivella-Rosell, Design characteristics of a smart grid dominated local market, in: CIRED Workshop 2016, 2016, pp. 1–4. [doi:10.1049/cp.2016.0785](https://doi.org/10.1049/cp.2016.0785).
- [76] J. Kang, R. Yu, X. Huang, S. Maharjan, Y. Zhang, E. Hossain, Enabling localized peer-to-peer electricity trading among plug-in hybrid electric vehicles using consortium blockchains, *IEEE Transactions on Industrial Informatics* PP (99) (2017) 1–1. [doi:10.1109/TII.2017.2709784](https://doi.org/10.1109/TII.2017.2709784).
- [77] T. Morstyn, M. McCulloch, Multi-class energy management for peer-to-peer energy trading driven by prosumer preferences, *IEEE Transactions on Power Systems* (2018) 1–1. [doi:10.1109/TPWRS.2018.2834472](https://doi.org/10.1109/TPWRS.2018.2834472).
- [78] W. Tushar, B. Chai, C. Yuen, S. Huang, D. B. Smith, H. V. Poor, Z. Yang, Energy storage sharing in smart grid: A modified auction-based approach, *IEEE Transactions on Smart Grid* 7 (3) (2016) 1462–1475. [doi:10.1109/TSG.2015.2512267](https://doi.org/10.1109/TSG.2015.2512267).
- [79] S. M. Nosratabadi, R.-A. Hooshmand, E. Gholipour, A comprehensive review on microgrid and virtual power plant concepts employed for distributed energy resources scheduling in power systems, *Renewable and Sustainable Energy Reviews* 67 (Supplement C) (2017) 341 – 363. [doi:10.1016/j.rser.2016.09.025](https://doi.org/10.1016/j.rser.2016.09.025).
- [80] S. Burger, J. P. Chaves-Ávila, C. Batlle, I. J. Pérez-Arriaga, A review of the value of aggregators in electricity systems, *Renewable and Sustainable Energy Reviews* 77 (Supplement C) (2017) 395 – 405. [doi:10.1016/j.rser.2017.04.014](https://doi.org/10.1016/j.rser.2017.04.014).

- [81] S. Boyd, N. Parikh, E. Chu, B. Peleato, J. Eckstein, Distributed optimization and statistical learning via the alternating direction method of multipliers, *Foundations and Trends in Machine Learning* 3 (1) (2011) 1–122. doi:[10.1561/22000000016](https://doi.org/10.1561/22000000016).
- [82] D. K. Molzahn, F. Dörfler, H. Sandberg, S. H. Low, S. Chakrabarti, R. Baldick, J. Lavaei, A survey of distributed optimization and control algorithms for electric power systems, *IEEE Transactions on Smart Grid* 8 (6) (2017) 2941–2962. doi:[10.1109/TSG.2017.2720471](https://doi.org/10.1109/TSG.2017.2720471).
- [83] F. Moret, T. Baroche, E. Sorin, P. Pinson, [Negotiation algorithms for peer-to-peer electricity markets: Computational properties](#), in: Accepted on 20th Power System Computation Conference, PSCC, 2018. URL <http://pierrepinson.com/docs/Moretetal17PSCC.pdf>
- [84] T. Liu, X. Tan, B. Sun, Y. Wu, X. Guan, D. H. K. Tsang, Energy management of cooperative microgrids with p2p energy sharing in distribution networks, in: 2015 IEEE International Conference on Smart Grid Communications (SmartGridComm), 2015, pp. 410–415. doi:[10.1109/SmartGridComm.2015.7436335](https://doi.org/10.1109/SmartGridComm.2015.7436335).
- [85] J. J. Sikorski, J. Haughton, M. Kraft, Blockchain technology in the chemical industry: Machine-to-machine electricity market, *Applied Energy* 195 (2017) 234–246. doi:[10.1016/j.apenergy.2017.03.039](https://doi.org/10.1016/j.apenergy.2017.03.039).
- [86] D. Drescher, *Blockchain basics: A non-technical introduction in 25 steps*, Apress, 2017. doi:[10.1007/978-1-4842-2604-9](https://doi.org/10.1007/978-1-4842-2604-9).
- [87] M. Andoni, V. Robu, D. Flynn, Crypto-control your own energy supply, *Nature* 548 (7666) (2017) 158. doi:[10.1038/548158b](https://doi.org/10.1038/548158b).
- [88] D. Vangulick, B. Cornélusse, E. Damien, [Blockchain for peer-to-peer energy exchanges: Design and recommendations](#), Under review. URL <http://hdl.handle.net/2268/220759>
- [89] N. Bozic, G. Pujolle, S. Secci, A tutorial on blockchain and applications to secure network control-planes, in: 3rd Smart Cloud Networks Systems (SCNS), 2016, pp. 1–8. doi:[10.1109/SCNS.2016.7870552](https://doi.org/10.1109/SCNS.2016.7870552).

- [90] T. Brudermann, Y. Yamagata, Towards an agent-based model of urban electricity sharing, in: International Conference and Utility Exhibition on Green Energy for Sustainable Development (ICUE), 2014, pp. 1–5.
- [91] R. Jenle, T. Pallesen, How engineers make markets organizing electricity system decarbonization, *Revue Francaise de Sociologie* 58 (3) (2017) 375–397.
- [92] T. Pallesen, R. P. Jenle, Organizing consumers for a decarbonized electricity system: Calculative agencies and user scripts in a danish demonstration project, *Energy Research & Social Science* 38 (2018) 102–109. doi:[10.1016/j.erss.2018.02.003](https://doi.org/10.1016/j.erss.2018.02.003).
- [93] S. Gyamfi, S. Krumdieck, T. Urme, Residential peak electricity demand response—highlights of some behavioural issues, *Renewable and Sustainable Energy Reviews* 25 (2013) 71 – 77. doi:[10.1016/j.rser.2013.04.006](https://doi.org/10.1016/j.rser.2013.04.006).
- [94] H. Allcott, S. Mullainathan, Behavior and energy policy, *Science* 327 (5970) (2010) 1204–1205. doi:[10.1126/science.1180775](https://doi.org/10.1126/science.1180775).
- [95] H. A. Simon, *An empirically based microeconomics*, Cambridge University Press Cambridge, U.K, 1997.
- [96] T. Baroche, P. Pinson, R. Le Goff Latimier, H. Ben Ahmed, [Exogenous approach to grid cost allocation in peer-to-peer electricity markets](#), Under review.  
URL <https://arxiv.org/abs/1803.02159>
- [97] T. Baroche, Grid cost allocation in a peer-to-peer market, Master thesis in Technical University of Denmark,, 2017.
- [98] [Archive of ieee 14-bus network system](#).  
URL [https://www2.ee.washington.edu/research/pstca/pf14/pg\\_tca14bus.htm](https://www2.ee.washington.edu/research/pstca/pf14/pg_tca14bus.htm)
- [99] J. Dowell, P. Pinson, Very-short-term probabilistic wind power forecasts by sparse vector autoregression, *IEEE Transactions on Smart Grid* 7 (2) (2016) 763–770. doi:[10.1109/TSG.2015.2424078](https://doi.org/10.1109/TSG.2015.2424078).

- [100] E. L. Ratnam, S. R. Weller, C. M. Kellett, A. T. Murray, Residential load and rooftop pv generation: An australian distribution network dataset, *International Journal of Sustainable Energy* 36 (8) (2017) 787–806. [doi:10.1080/14786451.2015.1100196](https://doi.org/10.1080/14786451.2015.1100196).
- [101] T. Sousa, T. Soares, P. Pinson, F. Moret, T. Baroche, E. Sorin, The p2p-ieee 14 bus system [data set] (Apr. 2018). [doi:10.5281/zenodo.1220935](https://doi.org/10.5281/zenodo.1220935).