

ScratchDet: Exploring to Train Single-Shot Object Detectors from Scratch

Rui Zhu^{*1,4}, Shifeng Zhang^{*3}, Xiaobo Wang¹, Longyin Wen², Hailin Shi¹, Liefeng Bo², Tao Mei¹

¹ JD AI Research, China. ² JD Finance, USA.

³ University of Chinese Academy of Sciences, ⁴ Sun Yat-sen University, China.

Abstract

Current state-of-the-art object detectors are fine-tuned from the off-the-shelf networks pretrained on large-scale classification datasets like ImageNet, which incurs some accessibility problems: 1) the domain gap between source and target datasets; 2) the learning objective bias between classification and detection; 3) the architecture limitations of the classification network for detection. In this paper, we design a new single-shot train-from-scratch object detector referring to the architectures of the ResNet and VGGNet based SSD models, called ScratchDet, to alleviate the aforementioned problems. Specifically, we study the impact of BatchNorm on training detectors from scratch, and find that using BatchNorm on the backbone and detection head subnetworks makes the detector converge well from scratch. After that, we explore the network architecture by analyzing the detection performance of ResNet and VGGNet, and introduce a new Root-ResNet backbone network to further improve the accuracy. Extensive experiments on PASCAL VOC 2007, 2012 and MS COCO datasets demonstrate that ScratchDet achieves the state-of-the-art performance among all the train-from-scratch detectors and even outperforms existing one-stage pretrained methods without bells and whistles. Codes will be made publicly available at <https://github.com/KimSoybean/ScratchDet>.

Introduction

Object detection has made great progress in the framework of convolutional neural networks (CNNs). The current state-of-the-art detectors are generally fine-tuned from high accuracy classification networks, *e.g.*, VGGNet (Simonyan and Zisserman 2015), ResNet (He et al. 2016) and GoogLeNet (Szegedy et al. 2015) pretrained on ImageNet (Russakovsky et al. 2015) dataset. The fine-tuning process effectively transfers the useful knowledge learned from the classification dataset to handle the object detection task. In general, fine-tuning from pretrained models can achieve better performance than training from scratch with less training epochs and smaller batch size.

However, there is no such thing as a free lunch. Adapting pretrained networks to object detection has some critical limitations. Firstly, fine-tuning can be regarded as a transfer learning problem (Oquab et al. 2014), which is difficult

to fill the domain gap perfectly between the source dataset (*e.g.*, ImageNet) and the target dataset (*e.g.*, medical images, satellite images, and depth images). Secondly, the classification and detection tasks have different degrees of sensitivity to translation. The classification task prefers to translation invariance, and thus needs downsampling operations (*e.g.*, max-pooling and convolution with stride 2) for better performance. In contrast, the local texture information is more critical for object detection, making the usage of translation-invariant operations (*e.g.*, downsampling operations) with caution. Last but not least, it is inconvenient to change the main architecture of networks (even for some small changes) in fine-tuning process. If we use a new architecture, the pre-training should be re-conducted on the large-scale dataset (*e.g.*, ImageNet), which requires high computational cost.

Fortunately, training detectors from scratch is able to eliminate the aforementioned limitations. DSOD (Shen et al. 2017a) is the first to train CNN detectors from scratch, in which the deep supervision plays a critical role. Deep supervision is introduced in DenseNet (Huang et al. 2017) as the dense layer-wise connection, *i.e.*, the input of each layer is formed by the concatenation of all previous feature maps in one block. However, DSOD produces less accurate results comparing to the pretrained model based detectors. The pre-defined DenseNet architecture also restricts the design flexibility of detectors.

To this end, we design a new single-shot object detector referring to the architectures of the ResNet and VGGNet based SSD methods (Liu et al. 2016), called ScratchDet, which is trained from scratch without using pretrained networks on ImageNet. Specifically, we first study the impact of the batch normalization operation (BatchNorm) (Ioffe and Szegedy 2015) on the detection accuracy. As pointed out in (Santurkar et al. 2018), BatchNorm reparameterizes the optimization problem to make its landscape significantly smoother instead of reducing the internal covariate shift. Thus inspired, we integrate BatchNorm into both the backbone and detection head subnetworks, and find that BatchNorm helps the detector converge well without adapting the pretrained networks, which noticeably surpasses the accuracy of the pretrained model based detectors. Meanwhile, we analyze the performance of the ResNet and VGGNet based SSD detectors and discover that the sampling stride in the first convolution layer has great impact on detection perfor-

^{*}Equally-contributed

mance. We redesign the architecture of the detector by introducing a new root block, which substantially improves the detection accuracy, especially for small objects. Extensive experiments on PASCAL VOC 2007 (Everingham et al. a), PASCAL VOC 2012 (Everingham et al. b) and MS COCO (Lin et al. 2014) datasets demonstrate that ScratchDet performs better than the state-of-the-art train-from-scratch detectors and the pretrained model based detectors, *e.g.*, improving the state-of-the-art by 1.7% mAP on VOC 2007, 1.5% mAP on VOC 2012, and 2.7% AP on COCO.

The main contributions of this paper are summarized as follows. (1) We present a new single-shot object detector trained from scratch, named ScratchDet, by referring to the architectures of ResNet and VGGNet based SSD, which integrates BatchNorm to help the detector converge well from scratch. (2) We introduce a new Root-ResNet backbone network based on the new designed root block for object detection, which noticeably improves the detection accuracy, especially for small objects. (3) ScratchDet performs favorably against the state-of-the-art train-from-scratch detectors and the pretrained model based detectors.

Related Work

Object detectors with pretrained network. Most of CNN-based object detectors are fine-tuned from pretrained networks on ImageNet. Generally, they can be divided into two categories, *i.e.*, the two-stage approach and the one-stage approach. The two-stage approach first generates a set of candidate object proposals, and then predicts the accurate object regions and the corresponding class labels. With the gradual improvements from Faster R-CNN (Ren et al. 2015), R-FCN (Dai et al. 2016), FPN (Lin et al. 2017a) to Mask R-CNN (He et al. 2017), the two-stage methods achieve top performance on several challenging datasets, *e.g.*, PASCAL VOC and MS COCO. Recent developments of two-stage approach focus on redesigning architecture diagram (Li et al. 2018), convolution form (Dai et al. 2017), using contextual reasoning (Bell et al. 2016) and exploiting multiple layers for prediction (Kong et al. 2016).

Pursuing high efficiency, the one-stage approach attracts much attention in recent years, which simultaneously regresses the object locations and sizes, and the corresponding class labels. OverFeat (Sermanet et al. 2013) is one of the first one-stage detectors and since then, several other methods have been proposed, such as YOLO (Redmon et al. 2016; Redmon and Farhadi 2017) and SSD (Liu et al. 2016). Recent researches on one-stage approach focus on enriching features for detection (Fu et al. 2017), designing different architecture (Zhang et al. 2018) and addressing class imbalance issue (Zhang et al. 2017; Lin et al. 2017b).

Train-from-scratch object detectors. DSOD (Shen et al. 2017a) first suggests to train the one-stage object detector from scratch and presents a series of principles to produce good performance. GRP-DSOD (Shen et al. 2017b) improves the DSOD algorithm by applying the Gated Recurrent Feature Pyramid. These two methods focus on deep supervision of the DenseNet but lose sight of the effect of the BatchNorm on optimization and the design of network architecture for training detectors from scratch.

Batch normalization. BatchNorm(Ioffe and Szegedy 2015) addresses the internal covariate shift problem by normalizing layer inputs, which makes using large learning rate to accelerate network training feasible. More recently, Santurkar *et al.* (Santurkar et al. 2018) provides both empirical demonstration and theoretical justification for the explanation that BatchNorm makes the optimization landscape significantly smoother instead of reducing internal covariate shift.

ScratchDet

In this section, we first study the effectiveness of BatchNorm for training SSD from scratch. Then, we redesign the backbone network by analyzing the detection performance of the ResNet and VGGNet based SSD.

BatchNorm for SSD Trained from Scratch

SSD is formed by the backbone subnetwork (*e.g.*, truncated VGGNet and ResNet with several additional convolution blocks) and the detection head subnetwork (*i.e.*, the prediction blocks after the detection layers, which consists of one 3×3 bounding box regression convolution layer and one 3×3 class label prediction convolution layer). Motivated by recent work (Santurkar et al. 2018), we believe that using BatchNorm in these two components is helpful to train SSD from scratch, since BatchNorm is able to make the optimization landscape significantly smoother, inducing a more predictive and stable behavior of the gradients to allow for faster training. DSOD attributes its success of training detectors from scratch to deep supervision of DenseNet without emphasizing the effect of BatchNorm. We believe that it is necessary to study the impact of BatchNorm on training SSD from scratch. Specifically, we train SSD from scratch using batch size 128 while other configurations remain unchanged, which is set as our baseline. As listed in the first column of Table 1, our baseline produces 67.6% mAP on VOC 2007 test set.

BatchNorm on the backbone subnetwork. We add BatchNorm on each convolution layer in the backbone subnetwork and then train it from scratch. As shown in Table 1, using BatchNorm on the backbone network improves 5.2% mAP. More importantly, adding BatchNorm on the backbone network makes the optimization landscape significantly smoother. Thus, we can use larger learning rates (*i.e.*, 0.01 and 0.05) to further improve the performance (*i.e.*, mAP is improved from 72.8% to 77.8% and 78.0%). Both of them outperform SSD fine-tuned from the pretrained VGG-16 model (*i.e.*, 77.2% (Liu et al. 2016)). These results indicate that adding BatchNorm on the backbone subnetwork is one of the critical issues to train SSD from scratch.

BatchNorm on the detection head subnetwork. To analyze the effect of BatchNorm on the detection head subnetwork, we plot the training loss value, ℓ_2 norm of gradient, and fluctuation of ℓ_2 norm of gradient *vs.* steps in Figure 6. As shown by the blue curve in Figure 1(b) and 6(c), training SSD from scratch with default learning rate 0.001 has a large fluctuation of ℓ_2 norm of gradient, especially in the initial phase of training, which makes the loss value suddenly change and converge to a bad local minima (*e.g.*, relatively

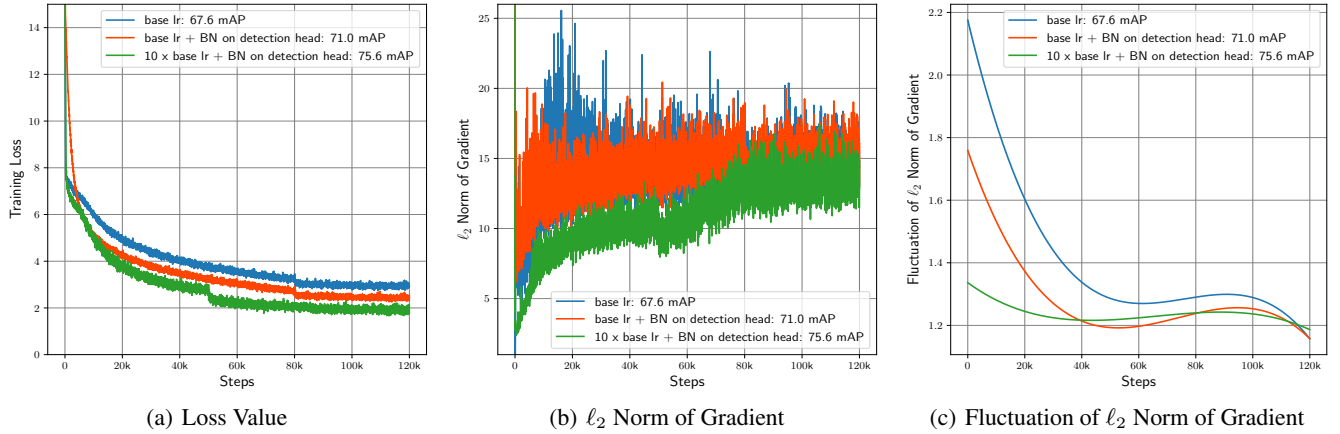


Figure 1: Analysis of the optimization landscape of SSD using the method in (Santurkar et al. 2018). We plot (a) the training loss value, (b) ℓ_2 norm of gradient and (c) the fluctuation of ℓ_2 norm of gradient of three detectors trained from scratch (smoothing for marked contrast). The blue curve represents the original SSD, the red and green curves represent the SSD trained with BatchNorm on the detection head subnetwork with $1\times$ base learning rate and $10\times$ base learning rate, respectively.

high loss at the end of training process in Figure 6(b) and bad detection results, *i.e.*, 67.6% mAP). These results are very useful to explain the phenomenon that using large learning rate to train SSD with the original architecture from scratch or pretrained networks usually leads to gradient explosion, poor stability and weak prediction of gradients.

In contrast, integrating BatchNorm on the detection head subnetwork makes the loss landscape smoother (see red curve in Figure 6), which improves mAP from 67.6% to 71.0%. As shown in Figure 6(b) and 6(c), after using a 10 times larger learning rate, the gradient becomes more stable and the training loss converges to a better local minima (*i.e.*, lower loss value), which increases the mAP from 71.0% to 75.6%. It is because the smooth loss landscape considerably avoids the danger of gradient vanishing from flat region and gradient exploding from sharp local minima, making the gradient direction to be more reliable and predictive. In addition, using larger step size of the gradient is also helpful to jump out of the bad local minima.

BatchNorm in the whole network. We also study the performance of the detector using BatchNorm in both the backbone and detection head subnetworks. After using BatchNorm in whole network of the detector, we are able to use a larger base learning rate (*e.g.*, 0.05) to train the SSD detector from scratch, which produces 1.5% higher mAP comparing to the detector initialized with the pretrained VGG-16 backbone subnetwork (*i.e.*, 78.7% *vs* 77.2%). Please see Table 1 for more details.

Backbone Network Redesign

As described above, we can train SSD with BatchNorm from scratch, which achieves better accuracy than the pretrained SSD. Thus, we can avoid pretraining networks on the large-scale ImageNet, which requires high computational cost. In this section, we aim to explore a more effective architecture of the backbone network for object detection.

Performance analysis of ResNet and VGGNet. The truncated VGG-16 and ResNet-101 are two popular backbone networks used in SSD (a brief structure overview in Figure 2). In general, ResNet-101 produces better classification results than VGG-16 (*e.g.*, 5.99% *vs.* 8.68%, 2.69% top-5 classification error lower on ImageNet). However, as indicated in DSSD (Fu et al. 2017), the VGG-16 based SSD performs favorably than the ResNet-101 based SSD with relatively small input size (*e.g.*, 300×300) on PASCAL VOC. We argue that this phenomenon is attributed to the downsampling operation in the first convolution layer (*i.e.*, conv1_x with stride 2) of ResNet-101, which cuts off half of the raw image information. This operation significantly affects the detection accuracy, especially for small objects. The PASCAL VOC datasets (*i.e.*, VOC 2007 and 2012) only include 20 categories of objects. If we use relatively small input size, there exists considerable number of small objects. Thus, the strong classification ability of ResNet-101 is not able to remedy for the disadvantage caused by the downsampling operation in the first convolution layer. However, if we use larger input size (*e.g.*, 512×512), the objects become much larger, making the disadvantage of the downsampling operation lose the battle with the advantage of classification ability of ResNet-101. That is why the ResNet-101 based SSD performs better than the VGG-16 based SSD. Meanwhile, the MS COCO dataset includes 80 categories of objects. The disadvantage of the downsampling is not able to override the advantage of classification ability of ResNet-101, leading to the superior performance of the ResNet-101 based SSD over the VGG-16 based SSD for both 300×300 and 512×512 input sizes. Please refer to DSSD (Fu et al. 2017) for more details of the performance of SSD. In summary, the downsampling operation in the first convolution layer has a bad impact on the detection accuracy, especially for small objects.

Backbone network redesign for object detection. To overcome the disadvantages of ResNet based backbone network

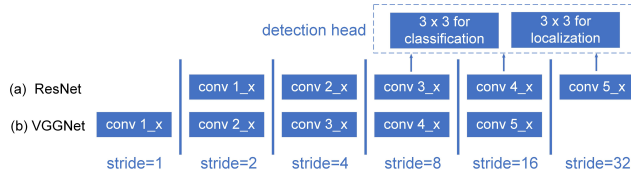


Figure 2: The brief overview of the truncated VGG-16 and ResNet-101 networks used in SSD.

for object detection while retaining its powerful classification ability, we design a new architecture, *i.e.*, Root-ResNet, which is an improvement of the truncated ResNet in the original SSD detector. Specifically, we remove the downsampling operation (*i.e.*, change the stride from 2 to 1) in the first conv layer and replace the 7×7 convolution kernel by a stack of several 3×3 convolution filters (denoted as the root block). With these improvements, Root-ResNet is able to exploit more local information from the image, so as to extract powerful features for small object detection.

Furthermore, we replace four convolution blocks (added by SSD to extract the feature maps with different scales) with four residual blocks to the end of the Root-ResNet. Each residual block is formed by two branches. One branch is a 1×1 convolution layer with stride 2 and the other one consists of a 3×3 convolution layer with stride 2 and a 3×3 convolution layer with stride 1. The number of output channels in each convolution layer is set to 128.

Experiment

We conduct several experiments on the PASCAL VOC and MS COCO datasets, including 20 and 80 object classes respectively. The proposed ScratchDet is based on the original SSD in Caffe library (Jia et al. 2014) and all the codes and the trained models will be made publicly available.

Training Details

All models are trained from scratch using SGD with 0.0005 weight decay and 0.9 momentum on four NVIDIA Tesla P40 GPUs. For a fair comparison, we use the same training settings as the original SSD, including data augmentation, anchor scales and aspect ratios, and loss function. Notably, we remove the L2 normalization (Liu, Rabinovich, and Berg 2016). Following DSOD, we use a relatively large batch size 128 to train our ScratchDet from scratch, in order to ensure the stable statistical results of BatchNorm in training phase. Meanwhile, we use the default batch size 32 for the pre-trained model based SSD (We also try the batch size 128 for the pretrained model, but the performance has not improved).

Notably, we use “Root-ResNet-18” (*i.e.*, redesigned from ResNet-18) as the backbone network in the model analysis by considering the computational cost in experiments. However, in comparison with the state-of-the-art detectors, we use a deeper backbone network “Root-ResNet-34” for better performance. All the parameters in our ScratchDet are initialized by the “xavier” method (Glorot and Bengio 2010). Besides, all the models are trained with the 300×300 input

Table 1: Analysis of BatchNorm for SSD training from scratch on the VOC 2007 test set. All the models are based on the truncated VGG-16 backbone network.

Component	ScratchDet							
BN on backbone	✓	✓	✓			✓	✓	✓
BN on head				✓	✓	✓	✓	✓
lr 0.001	✓	✓			✓	✓	✓	
lr 0.01			✓			✓		✓
lr 0.05				✓				✓
mAP (%)	67.6	72.8	77.8	78.0	71.0	75.6	71.8	78.7

size and we believe that the accuracy of ScratchDet can be further improved using larger input size images.

PASCAL VOC 2007

For PASCAL VOC 2007, all models are trained on the VOC 2007 trainval and VOC 2012 trainval sets (16,551 images), and tested on the VOC 2007 test set (4,952 images). We use the same settings and configurations, except for some specified changes of model components.

Analysis of BatchNorm. We construct several variants of the original SSD and evaluate them on VOC 2007 to demonstrate the effectiveness of BatchNorm in training SSD detector from scratch, shown in Table 1.

- **Without BatchNorm.** We train the original SSD from scratch with the batch size 128. All the other settings are the same as that in (Liu et al. 2016). As shown in the first column of Table 1, we get 67.6% mAP, which is 9.6% worse than the detector initialized by the pretrained classification network (*i.e.*, 77.2%). In addition, due to the extreme class imbalance and the hard mining strategy, the optimization is able to successfully converge only with the learning rate 0.001. It will diverge using larger learning rates, *e.g.*, 0.01 and 0.05.
- **BatchNorm on the backbone subnetwork.** BatchNorm is a widely adopted technique that enables fast and stable training of deep neural networks. To validate the effectiveness of BatchNorm on the backbone subnetwork, we add the BatchNorm operation to each convolution layer in the truncated VGG-16 network, denoted as VGG-16-BN, and train the VGG-16-BN model based SSD from scratch. As shown in the second column of Table 1, using BatchNorm on the backbone network with the large learning rate (*i.e.*, 0.05) improves mAP from 67.6% to 78.0%.
- **BatchNorm on the detection head subnetwork.** We also study the effectiveness of BatchNorm on the detection head subnetwork. As described above, the detection head subnetwork in SSD is used to predict the locations, sizes and class labels of objects. The original SSD method (Liu et al. 2016) do not use BatchNorm in detection head subnetwork. As presented in Table 1, we find that using BatchNorm only on the detection head subnetwork will improve 3.4% mAP (*i.e.*, 67.6% vs. 71.0%). After using the 10 times larger base learning rate 0.01, the performance can be further improved from 71.0% to 75.6%.

Table 2: Analysis of the backbone network for SSD trained from scratch on the VOC 2007 *test* set. All the models are based on the ResNet-18 backbone network.

First conv layer	Root block	FPS	mAP
with downsmapling	1: 7×7	59.5	73.1
	1: 3×3	62.9	73.2
	2: 3×3	58.1	74.9
	3: 3×3	54.5	75.4
without downsmapling	1: 7×7	37.0	77.6
	1: 3×3	37.2	77.8
	2: 3×3	31.5	78.1
	3: 3×3	26.9	78.5
	4: 3×3	24.3	78.4
	5: 3×3	21.8	78.5

This noticeably improvement (*i.e.*, 8.0%) demonstrates the importance of using BatchNorm on the detection head subnetwork.

- **BatchNorm in the whole network.** Finally, we use BatchNorm on every convolution layer in SSD, which is trained from scratch with three different base learning rates 0.001, 0.01 and 0.05. For the 0.001 and 0.01 base learning rates, we achieve 71.8% and 77.3% mAPs, respectively. When we use a larger learning rate, *i.e.*, 0.05, the performance will be further improved by 1.4% mAP (*i.e.*, 78.7% mAP), which outperforms the pretrained network based SSD detector (*i.e.*, 78.7% vs. 77.2%). The results demonstrate that using BatchNorm on each convolution layers in SSD is critical to train from scratch.
- **BatchNorm for the pretrained network.** To validate the effect of BatchNorm for SSD training from pretrained networks, we construct a variant of the original SSD, *i.e.*, add the BatchNorm operation to every convolution layer. The layers in backbone network are initialized by the pretrained VGG-16-BN model from ImageNet, which is converted from the PyTorch official model. As shown in Table 7, we observe that it achieves 78.2% with 0.01 base learning rate. Comparing to the original SSD fine-tuned from the pretrained network, BatchNorm improves only 1.0% mAP (*i.e.*, 77.2% vs. 78.2%) of the detector, which is rather small compared to the detector trained from scratch with BatchNorm (*i.e.*, 11.1% mAP improvement from 67.6% to 78.7%). (We also try the batch size 128 with default setting of SSD, getting results 78.2% for VGG-16-BN and 76.8% for VGG-16 without improvement) We would also like to emphasize that ScratchDet produces better performance than the BatchNorm based SSD trained from the pretrained network (*i.e.*, 78.7% vs. 78.2%). The results demonstrate that BatchNorm is more critical for SSD trained from scratch than fine-tuned from pretrained models.

Analysis of the backbone subnetwork. We analyze the pros and cons of the ResNet and VGGNet based SSD detectors and redesign the backbone network, called Root-ResNet. Specifically, all the models are designed based on the ResNet-18 backbone network in experiments. We also

use BatchNorm on the detection head subnetwork. In training phase, the learning rate is set to 0.05 for the first 45k iterations, and is divided by 10 successively for another 30k, 20k and 5k iterations, respectively. The results are presented in Table 2. As shown in Table 2, training SSD from scratch based on ResNet-18 produces only 73.1% mAP. We analyze the reasons as follows.

- **Kernel size in the first layer.** In contrast to VGG16, the first convolution layer in ResNet-18 uses relatively large kernel size (*i.e.*, 7×7) with stride 2. We aim to explore the effect of the kernel size of the first convolution layer on the detector trained from scratch. As shown in the first two rows of Table 2, the kernel size of convolution layer has no impact on the performance (*i.e.*, 73.1% for 7×7 v.s. 73.2% for 3×3). Using smaller kernel size 3×3 produces a slightly better results with faster speed. The same conclusion can be obtained when we set the stride size of the first convolution layer to 1 (*i.e.*, without downsampling), see the fifth and the sixth row of Table 2 for more details.
- **Downsampling in the first layer.** Compared to VGGNet, ResNet-18 uses downsampling on the first convolution layer, leading to considerable local information loss, which greatly impacts the detection performance, especially for small objects. As shown in Table 2, after removing the downsampling operation in the first layer, we can improve 4.5% and 4.5% mAPs for the 7×7 and 3×3 kernel sizes, respectively. These results demonstrate that the downsampling operation in the first convolution layer is the obstacle for good results. We need to remove this operation when training ResNet based SSD from scratch.
- **Number of layers in the root block.** Inspired by DSOD, we use several convolution layers with the kernel size 3×3 to replace the 7×7 convolution layers. Specifically, we study the impact of number of stacked convolution layers in the root block on the detection performance in Table 2. As the number of convolution layers increasing from 1 to 3, the mAP scores are improved from 77.8% to 78.5%. However, the accuracy decreases as the number of stacked layers becoming larger than 3. We believe that three 3×3 convolution layers in the root block are strong enough to learn the information from raw images, and adding more 3×3 layers cannot boost the accuracy any more. Empirically, we use three 3×3 convolution layers for detection task on PASCAL VOC 2007, 2012 and MS COCO datasets with 300×300 input size.

The aforementioned conclusions can be also extended to deeper ResNet backbone network, *e.g.*, ResNet-34. As shown in Table 3, using Root-ResNet-34, the mAP of our ScratchDet is improved from 78.5% to 80.4%, which is among the best results with 300×300 input size. In comparison experiments on the benchmarks, we use Root-ResNet-34 as the backbone network.

Results. We compare ScratchDet to the state-of-the-art detectors in Table 3. With low dimension input 300×300 , ScratchDet produces 80.4% mAP without bells and whistles, better than several state-of-the-art pretrained object detectors (*e.g.*, 80.0% mAP of RefineDet320 and 79.7% mAP

Table 3: Detection results on the PASCAL VOC dataset. For VOC 2007, all methods are trained on the VOC 2007 and 2012 trainval sets and tested on the VOC 2007 test set. For VOC 2012, all methods are trained on the VOC 2007 and 2012 trainval sets plus the VOC 2007 test set, and tested on the VOC 2012 test set. Result link for VOC2012 server is Scratch300 (07++12): <http://host.robots.ox.ac.uk:8080/anonymous/0HPCHC.html>.

Method	Backbone	Input size	FPS	mAP (%)	
				VOC 2007	VOC 2012
<i>pretrained two-stage:</i>					
HyperNet	VGG-16	$\sim 1000 \times 600$	0.88	76.3	71.4
Faster R-CNN	ResNet-101	$\sim 1000 \times 600$	2.4	76.4	73.8
ION	VGG-16	$\sim 1000 \times 600$	1.25	76.5	76.4
MR-CNN	VGG-16	$\sim 1000 \times 600$	0.03	78.2	73.9
R-FCN	ResNet-101	$\sim 1000 \times 600$	9	80.5	77.6
CoupleNet	ResNet-101	$\sim 1000 \times 600$	8.2	82.7	80.4
<i>pretrained one-stage:</i>					
RON320	VGG-16	384×384	15	74.2	71.7
SSD321	ResNet-101	321×321	11.2	77.1	75.4
SSD300*	VGG16	300×300	46	77.2	75.8
YOLOv2	Darknet-19	544×544	40	78.6	73.4
DSSD321	ResNet-101	321×321	9.5	78.6	76.3
DES300	VGG-16	300×300	29.9	79.7	77.1
RefineDet320	VGG-16	320×320	40.3	80.0	78.1
<i>trained from scratch:</i>					
DSOD300	DS/64-192-48-1	300×300	17.4	77.7	76.3
GRP-DSOD320	DS/64-192-48-1	300×300	16.7	78.7	77.0
ScratchDet300	Root-ResNet-34	300×300	25.0	80.4	78.5
ScratchDet300+	Root-ResNet-34	-	-	84.1	83.6

of DES300). Note that we keep most of original SSD configurations and the same epochs with DSOD. The result is much better than SSD300-VGG16 (*i.e.*, 80.4% *v.s* 77.2% and 3.2% mAP higher) and SSD321-ResNet101 (80.4% *v.s* 77.1%, 3.3% mAP higher). ScratchDet outperforms the state-of-the-art train-from-scratch detector with 1.7% improvements on mAP score. In the multi-scale testing, our ScratchDet achieves 84.1% (ScratchDet300+) mAP, which is the state-of-the-art result.

PASCAL VOC 2012

Following the evaluation protocol of VOC 2012, we use VOC 2012 trainval set, and VOC 2007 trainval and test sets (21,503 images in total) to train our ScratchDet from scratch, and test on VOC 2012 test set (10,991 images in total). The detection results of ScratchDet are submitted to the public testing server for evaluation. The learning rate and batch size are set the same as that in VOC 2007.

Table 3 reports the accuracy of ScratchDet, as well as the state-of-the-art methods. Using small input size (*i.e.*, 300×300), ScratchDet produces 78.5% mAP, surpassing all the one-stage methods with similar input size, *e.g.*, SSD321-ResNet101 (75.4%, 3.1% higher mAP), DES300-VGG16 (77.1%, 1.4% higher mAP), and RefineDet320-VGG16 (78.1%, 0.4% higher mAP). Meanwhile, comparing to the two-stage methods based on pretrained networks with $\sim 1000 \times 600$ input size, ScratchDet300 also produces better results, *e.g.*, R-FCN (77.6%, 0.9 higher mAP). In addition, our ScratchDet outperforms all the train-from-scratch detectors, *i.e.*, it outperforms DSOD by 2.2% mAP with

60 less training epochs and surpasses GRP-DSOD by 1.5% mAP. Notably, in the multi-scale testing, ScratchDet obtains 83.6% mAP, much better than the state-of-the-arts of both one-stage and two-stage methods.

MS COCO

We also evaluate ScratchDet on MS COCO dataset. Specifically, we train ScratchDet from scratch on the MS COCO trainval35k set and test on the test-dev set. We set the base learning rate to 0.05 for the first 150k iterations, and divide it by 10 successively for another 100k, 60k and 10k iterations respectively.

Table 10 shows the results on the MS COCO test-dev set. ScratchDet300 produces 32.7% AP that is better than all the other methods with similar input size by a large margin *e.g.*, SSD300 (25.1%, 7.6% higher AP), SSD321 (28.0%, 4.7% higher AP), GRP-DSOD320 (30.0%, 2.7% higher AP), DSSD321 (28.0%, 4.7% higher AP), DES300 (28.3%, 4.4% higher AP), RefineDet320-VGG16 (29.4%, 3.3% higher AP), RetinaNet400 (31.9%, 0.8% higher AP) and RefineDet320-ResNet101 (32.0%, 0.7% higher AP). Notably, with the same input size, DSOD300 trains on the trainval set, which contains 5000 more images than trainval35k (*i.e.*, 123,287 *v.s* 118,287), and our ScratchDet300 produces a much better result (32.7% *v.s* 29.3%, 3.4% higher AP). Some methods use much bigger input sizes for both training and testing (*i.e.*, $\sim 1000 \times 600$) than our ScratchDet300, *e.g.*, CoupleNet, Faster R-CNN and Deformable R-FCN. For a fair comparison, we also report the multi-scale testing AP results of ScratchDet300 in Table

Table 4: Detection results on the MS COCO test-dev set.

Method	Data	Backbone	AP	AP ₅₀	AP ₇₅	AP _S	AP _M	AP _L
<i>pretrained two-stage:</i>								
ION	train	VGG-16	23.6	43.2	23.6	6.4	24.1	38.3
OHEM++	trainval	VGG-16	25.5	45.9	26.1	7.4	27.7	40.3
R-FCN	trainval	ResNet-101	29.9	51.9	-	10.8	32.8	45.0
CoupleNet	trainval	ResNet-101	34.4	54.8	37.2	13.4	38.1	50.8
Faster R-CNN+++	trainval	ResNet-101-C4	34.9	55.7	37.4	15.6	38.7	50.9
Faster R-CNN w FPN	trainval35k	ResNet-101-FPN	36.2	59.1	39.0	18.2	39.0	48.2
Faster R-CNN w TDM	trainval	Inception-ResNet-v2-TDM	36.8	57.7	39.2	16.2	39.8	52.1
Deformable R-FCN	trainval	Aligned-Inception-ResNet	37.5	58.0	40.8	19.4	40.1	52.5
<i>pretrained one-stage:</i>								
YOLOv2	trainval35k	DarkNet-19	21.6	44.0	19.2	5.0	22.4	35.5
RON320	trainval	VGG-16	23.6	44.7	22.7	-	-	-
SSD300*	trainval35k	VGG16	25.1	43.1	25.8	6.6	25.9	41.4
SSD321	trainval35k	ResNet-101	28.0	45.4	29.3	6.2	28.3	49.3
DSSD321	trainval35k	ResNet-101	28.0	46.1	29.2	7.4	28.1	47.6
DES300	trainval35k	VGG-16	28.3	47.3	29.4	8.5	29.9	45.2
DFPR300 (Kong et al. 2018)	trainval	VGG-16	28.4	48.2	29.1	8.2	30.1	44.2
RefineDet320	trainval35k	VGG-16	29.4	49.2	31.3	10.0	32.0	44.4
DFPR300 (Kong et al. 2018)	trainval	ResNet-101	31.3	50.5	32.0	10.5	33.8	49.9
PFPNet-R320 (Kim et al. 2018)	trainval35k	VGG-16	31.8	52.9	33.6	12.0	35.5	46.1
RetinaNet400	trainval35k	ResNet-101	31.9	49.5	34.1	11.6	35.8	48.5
RefineDet320	trainval35k	ResNet-101	32.0	51.4	34.2	10.5	34.7	50.4
<i>trained from scratch:</i>								
DSOD300	trainval	DS/64-192-48-1	29.3	47.3	30.6	9.4	31.5	47.0
GRP-DSOD320	trainval	DS/64-192-48-1	30.0	47.9	31.8	10.9	33.6	46.3
ScratchDet300	trainval35k	Root-ResNet-34	32.7	52.0	34.9	13.0	35.6	49.0
ScratchDet300+	trainval35k	Root-ResNet-34	39.1	59.2	42.6	23.1	43.5	51.0

10, i.e., 39.1%, which is currently the best result, surpassing those prominent two-stage and one-stage approaches with large input image sizes.

Comparing to the state-of-the-art methods with similar input image size, ScratchDet300 produces the best AP_S (13.0%) for small objects, outperforming SSD321 by 6.8%. The significant improvement in small object demonstrates the superiority of our ScratchDet architecture for small object detection.

From MS COCO to PASCAL VOC

We also study how the MS COCO dataset help the detection on PASCAL VOC. Since the object classes in PASCAL VOC are from an subset of MS COCO, we directly fine-tune the detection models pretrained on MS COCO by sub-sampling parameters. As shown in Table 5, ScratchDet300 achieves 84.0% and 82.1% mAP on the VOC 2007 test set and VOC 2012 test set, outperforming other train-from-scratch methods. In the multi-scale testing, the detection accuracies are promoted to 86.3% and 86.3% respectively. By using the training data in MS COCO and PASCAL VOC, our ScratchDet obtains the top mAP scores on both VOC 2007 and 2012 datasets.

Conclusion

In this work, we focus on training object detectors from scratch in order to alleviate the problems caused by fine-tuning from the pretrained networks. Firstly, we study the

effects of BatchNorm on the backbone and detection head subnetworks and successfully train SSD from scratch, which outperforms the pretrained models based SSD. After that, by analyzing the performance of the ResNet and VGGNet based SSD, we propose a new Root-ResNet backbone network to further improve the detection accuracy, especially for small objects. As a consequence, the proposed detector sets a new state-of-the-art performance on the PASCAL VOC 2007, 2012 and MS COCO datasets for the train-from-scratch detectors, even outperforming existing one-stage pretrained methods.

References

- Bell, S.; Lawrence Zitnick, C.; Bala, K.; and Girshick, R. 2016. Inside-outside net: Detecting objects in context with skip pooling and recurrent neural networks. In *CVPR*.
- Dai, J.; Li, Y.; He, K.; and Sun, J. 2016. R-fcn: Object detection via region-based fully convolutional networks. In *NIPS*.
- Dai, J.; Qi, H.; Xiong, Y.; Li, Y.; Zhang, G.; Hu, H.; and Wei, Y. 2017. Deformable convolutional networks. In *CVPR*.
- Everingham, M.; Van Gool, L.; Williams, C. K. I.; Winn, J.; and Zisserman, A. The PASCAL Visual Object Classes Challenge 2007 (VOC2007) Results.
- Everingham, M.; Van Gool, L.; Williams, C. K. I.; Winn, J.; and Zisserman, A. The PASCAL Visual Object Classes Challenge 2012 (VOC2012) Results. <http://>

Table 5: Detection results on PASCAL VOC dataset. All models are pretrained on MS COCO, and fine-tuned on PASCAL VOC. Result link for VOC2012 server: ScratchDet300 (07++12+COCO): <http://host.robots.ox.ac.uk:8080/anonymous/OFHUPV.html>

Method	Backbone	mAP (%)	
		VOC 2007	VOC 2012
<i>pretrained two-stage:</i>			
Faster R-CNN	VGG-16	78.8	75.9
OHEM++	VGG-16	-	80.1
R-FCN	ResNet-101	83.6	82.0
<i>pretrained one-stage:</i>			
RON320	VGG-16	78.7	76.3
SSD300	VGG-16	81.2	79.3
RefineDet320	VGG-16	84.0	82.7
<i>trained without ImageNet:</i>			
DSOD300	DS/64-192-48-1	81.7	79.3
ScratchDet300	Root-ResNet-34	84.0	82.1
ScratchDet300+	Root-ResNet-34	86.3	86.3

[//www.pascal-network.org/challenges/VOC/voc2012/workshop/index.html](http://www.pascal-network.org/challenges/VOC/voc2012/workshop/index.html).

Fu, C.-Y.; Liu, W.; Ranga, A.; Tyagi, A.; and Berg, A. C. 2017. Dssd: Deconvolutional single shot detector. *CoRR*.

Glorot, X., and Bengio, Y. 2010. Understanding the difficulty of training deep feedforward neural networks. In *AISTATS*.

He, K.; Zhang, X.; Ren, S.; and Sun, J. 2016. Deep residual learning for image recognition. In *CVPR*.

He, K.; Gkioxari, G.; Dollár, P.; and Girshick, R. 2017. Mask r-cnn. In *ICCV*.

Huang, G.; Liu, Z.; Weinberger, K. Q.; and van der Maaten, L. 2017. Densely connected convolutional networks. In *CVPR*.

Ioffe, S., and Szegedy, C. 2015. Batch normalization: Accelerating deep network training by reducing internal covariate shift. In *ICML*.

Jia, Y.; Shelhamer, E.; Donahue, J.; Karayev, S.; Long, J.; Girshick, R.; Guadarrama, S.; and Darrell, T. 2014. Caffe: Convolutional architecture for fast feature embedding. In *ACMMM*.

Kim, S.-W.; Kook, H.-K.; Sun, J.-Y.; Kang, M.-C.; and Ko, S.-J. 2018. Parallel feature pyramid network for object detection. In *ECCV*.

Kong, T.; Yao, A.; Chen, Y.; and Sun, F. 2016. Hypernet: Towards accurate region proposal generation and joint object detection. In *CVPR*.

Kong, T.; Sun, F.; Huang, W.; and Liu, H. 2018. Deep feature pyramid reconfiguration for object detection. In *ECCV*.

Li, Z.; Peng, C.; Yu, G.; Zhang, X.; Deng, Y.; and Sun, J. 2018. Detnet: A backbone network for object detection. In *ECCV*.

Lin, T.-Y.; Maire, M.; Belongie, S.; Hays, J.; Perona, P.; Ra-

manan, D.; Dollár, P.; and Zitnick, C. L. 2014. Microsoft coco: Common objects in context. In *ECCV*.

Lin, T.-Y.; Dollár, P.; Girshick, R.; He, K.; Hariharan, B.; and Belongie, S. 2017a. Feature pyramid networks for object detection. In *CVPR*.

Lin, T.-Y.; Goyal, P.; Girshick, R.; He, K.; and Dollar, P. 2017b. Focal loss for dense object detection. In *ICCV*.

Liu, W.; Anguelov, D.; Erhan, D.; Szegedy, C.; Reed, S.; Fu, C.-Y.; and Berg, A. C. 2016. Ssd: Single shot multibox detector. In *ECCV*.

Liu, W.; Rabinovich, A.; and Berg, A. C. 2016. Parsenet: Looking wider to see better. In *ICLR workshop*.

Oquab, M.; Bottou, L.; Laptev, I.; and Sivic, J. 2014. Learning and transferring mid-level image representations using convolutional neural networks. In *CVPR*.

Redmon, J., and Farhadi, A. 2017. Yolo9000: Better, faster, stronger. In *CVPR*.

Redmon, J.; Divvala, S.; Girshick, R.; and Farhadi, A. 2016. You only look once: Unified, real-time object detection. In *CVPR*.

Ren, S.; He, K.; Girshick, R.; and Sun, J. 2015. Faster r-cnn: Towards real-time object detection with region proposal networks. In *NIPS*.

Russakovsky, O.; Deng, J.; Su, H.; Krause, J.; Satheesh, S.; Ma, S.; Huang, Z.; Karpathy, A.; Khosla, A.; Bernstein, M.; et al. 2015. Imagenet large scale visual recognition challenge. *IJCV*.

Santurkar, S.; Tsipras, D.; Ilyas, A.; and Madry, A. 2018. How does batch normalization help optimization?(no, it is not about internal covariate shift). *CoRR*.

Sermanet, P.; Eigen, D.; Zhang, X.; Mathieu, M.; Fergus, R.; and LeCun, Y. 2013. Overfeat: Integrated recognition, localization and detection using convolutional networks. In *ICLR*.

Shen, Z.; Liu, Z.; Li, J.; Jiang, Y.-G.; Chen, Y.; and Xue, X. 2017a. Dsod: Learning deeply supervised object detectors from scratch. In *ICCV*.

Shen, Z.; Shi, H.; Feris, R.; Cao, L.; Yan, S.; Liu, D.; Wang, X.; Xue, X.; and Huang, T. S. 2017b. Learning object detectors from scratch with gated recurrent feature pyramids. *CoRR*.

Simonyan, K., and Zisserman, A. 2015. Very deep convolutional networks for large-scale image recognition.

Szegedy, C.; Liu, W.; Jia, Y.; Sermanet, P.; Reed, S.; Anguelov, D.; Erhan, D.; Vanhoucke, V.; and Rabinovich, A. 2015. Going deeper with convolutions. In *CVPR*.

Zhang, S.; Zhu, X.; Lei, Z.; Shi, H.; Wang, X.; and Li, S. Z. 2017. S³FD: Single shot scale-invariant face detector. In *ICCV*.

Zhang, S.; Wen, L.; Bian, X.; Lei, Z.; and Li, S. Z. 2018. Single-shot refinement neural network for object detection. In *CVPR*.

ScratchDet: Exploring to Train Single-Shot Object Detectors from Scratch

-Supplementary Material-

Detection Results from DSSD

We summarize the detection results of VGG-16 and ResNet-101 on SSD framework for comparison. The results from DSSD are shown in Table 6.

Table 6: Experiment results from DSSD

input size	network	training set	testing set	mAP
300×300	VGG-16	PASCAL VOC 07+12	PASCAL VOC 07	77.5
321×321	ResNet-101			77.1
512×512	VGG-16			79.5
513×513	ResNet-101			80.6
300×300	VGG-16	PASCAL VOC 07++12	PASCAL VOC 12	75.8
321×321	ResNet-101			75.4
512×512	VGG-16			78.5
513×513	ResNet-101			79.4
300×300	VGG-16	MS COCO trainval35k	MS COCO test-dev	25.1
321×321	ResNet-101			28.0
512×512	VGG-16			28.8
513×513	ResNet-101			31.2

All Ablation Studies of BatchNorm

We show all the ablation experiments of BatchNorm on SSD. In table 7, we validate the effectiveness of BatchNorm on backbone subnetwork, detection head and whole network by training from scratch. Furthermore, we conduct several experiments about BatchNorm with pretrain models to make comparison more convincing. These detailed experiments may help understand the effectiveness of BatchNorm.

Table 7: All the studies of BatchNorm for SSD on VOC 2007 *test* set. All models are based on the VGG-16 backbone. Notice that in this table we train from scratch with the batchsize 128 and pre-train with the batchsize 32. We also try the batch size 128 with default setting of SSD (learning rate 0.001), getting results 78.2% for VGG-16-BN and 76.8% for VGG-16 without improvement

Component	ScratchDet300																
BN on backbone			✓	✓	✓				✓	✓	✓				✓	✓	✓
BN on head						✓	✓	✓	✓	✓	✓	✓	✓	✓	✓	✓	✓
pretrain												✓	✓	✓	✓	✓	✓
lr 0.001	✓		✓			✓			✓			✓			✓		
lr 0.01		✓		✓			✓			✓			✓			✓	
lr 0.05			✓		✓			✓			✓			✓			✓
mAP (%)	67.6	NAN	NAN	72.8	77.8	78.0	71.0	75.6	NAN	71.8	77.3	78.7	77.1	76.9	NAN	77.6	75.5

Complete Object Detection Results

We show the complete object detection results of the proposed ScratchDet method on the PASCAL VOC 2007 *test* set, PASCAL VOC 2012 *test* set and MS COCO *test-dev* set in Table 8, Table 9 and Table 10, respectively. Among the results of all published methods, our ScratchDet achieves the best performance on these three detection datasets, *i.e.*, 86.3% mAP on the PASCAL VOC 2007 *test* set, 86.3% mAP on the PASCAL VOC 2012 *test* set and 39.1% AP on the MS

COCO test-dev set. And we select some detection examples on the PASCAL VOC 2007 test set, the PASCAL VOC 2012 test set and the MS COCO test-dev in Figure 3, Figure 4, and Figure 5, respectively. Different colors of the bounding boxes indicate different object categories. Our method works well with the occlusions, truncations, inter-class interference and clustered background.

Table 8: Object detection results on the PASCAL VOC 2007 test set. All models use Root-ResNet-34 as the backbone network.

Method	Data	mAP	aero	bike	bird	boat	bottle	bus	car	cat	chair	cow	table	dog	horse	bike	person	plant	sheep	sofa	train	tv
ScratchDet300	07+12	80.4	86.0	87.7	77.7	87.3	9 58.8	87.4	88.4	88.2	66.4	84.3	78.4	84.0	87.5	88.3	83.6	57.3	80.3	79.9	87.9	81.2
ScratchDet300+	07+12	84.1	90.0	89.2	83.6	80.0	70.1	89.3	89.5	89.0	73.0	86.9	79.8	87.4	90.1	89.3	87.1	63.3	86.9	83.5	88.9	83.4
ScratchDet300	COCO+07+12	84.0	87.9	89.3	85.6	79.8	69.4	89.1	89.2	88.5	73.2	87.5	81.7	88.4	89.5	88.7	86.3	63.1	84.5	84.3	88.1	85.6
ScratchDet300+	COCO+07+12	86.3	90.4	89.6	88.4	85.4	78.9	90.1	89.3	89.5	77.4	89.7	83.9	89.1	90.3	89.5	88.3	68.1	87.6	85.9	87.4	87.7

Table 9: Object detection results on the PASCAL VOC 2012 test set. All models use Root-ResNet-34 as the backbone network.

Method	Data	mAP	aero	bike	bird	boat	bottle	bus	car	cat	chair	cow	table	dog	horse	bike	person	plants	sheep	sofa	train	tv
ScratchDet300	07++12	78.5	90.1	86.8	74.5	66.3	54.0	83.7	82.6	69.1	6 64.1	83.1	67.7	90.1	87.6	87.8	85.7	56.9	81.7	74.6	87.2	75.3
ScratchDet300+	07++12	83.6	92.2	90.3	82.6	73.9	68.1	86.8	90.5	93.9	70.3	88.0	72.3	92.3	91.5	91.0	90.3	63.6	87.6	77.4	89.9	80.2
ScratchDet300	COCO+07++12	82.1	91.7	89.3	79.1	71.9	62.7	85.7	85.3	93.9	6 68.8	87.2	68.7	91.9	90.6	90.9	88.2	61.2	84.7	79.2	89.7	81.0
ScratchDet300+	COCO+07++12	86.3	94.0	91.8	86.0	78.9	75.6	88.6	91.3	95.1	74.0	90.0	73.0	93.6	93.0	92.6	91.9	69.7	90.2	80.9	91.8	83.7

Table 10: Object detection results on the MS COCO test-dev set. All models use Root-ResNet-34 as the backbone network.

Method	AP	AP ₅₀	AP ₇₅	AP _S	AP _M	AP _L	AR ₁	AR ₁₀	AR ₁₀₀	AR _S	AR _M	AR _L
ScratchDet300	32.7	52.2	34.9	13.0	35.6	49.0	29.3	43.9	45.7	20.6	50.8	65.3
ScratchDet300+	39.1	59.2	42.6	23.1	43.5	51.0	33.1	53.3	58.3	36.6	63.4	74.5




Figure 3: Qualitative results of ScratchDet300 on the PASCAL VOC 2007 test set (corresponding to 84.0% mAP). The training data is 07+12+COCO.




Figure 4: Qualitative results of ScratchDet300 on the PASCAL VOC 2012 test set (corresponding to 82.1% mAP). The training data is 07++12+COCO.



Figure 5: Qualitative results of ScratchDet300 on the MS COCO test-dev set (corresponding to 32.7% mAP). The training data is COCO trainval35k.

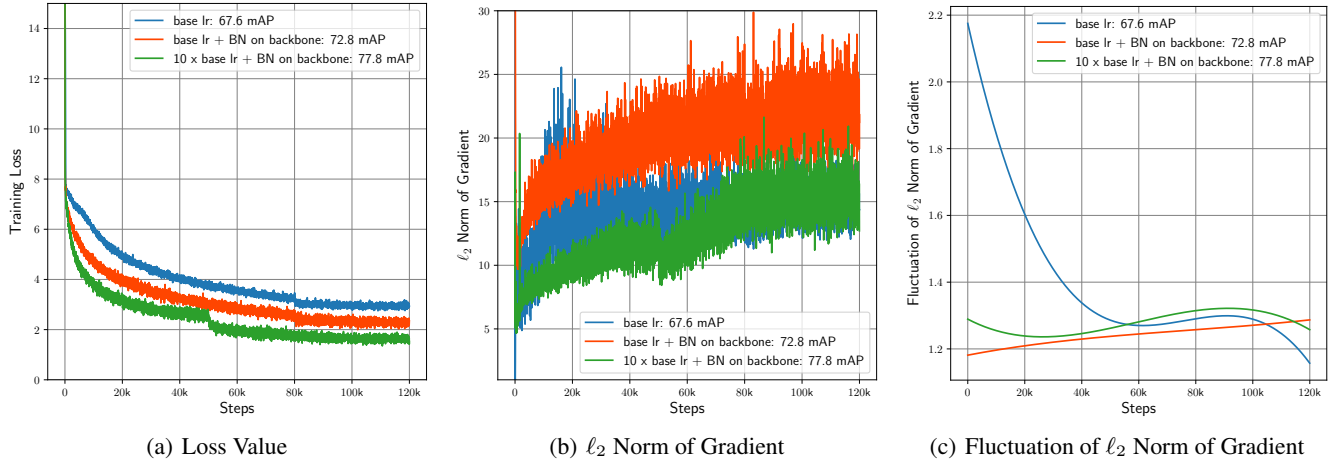


Figure 6: Analysis of the optimization landscape of SSD after adding BatchNorm on the backbone subnetwork. We plot (a) the training loss value, (b) ℓ_2 norm of gradient and (c) the fluctuation of ℓ_2 norm of gradient of three detectors. The blue curve represents the original SSD, the red and green curves represent the SSD trained with BatchNorm on the backbone network using base learning rate and $10\times$ base learning rate, respectively. It is the similar trend with the curves of adding BatchNorm on the detection head subnetwork.

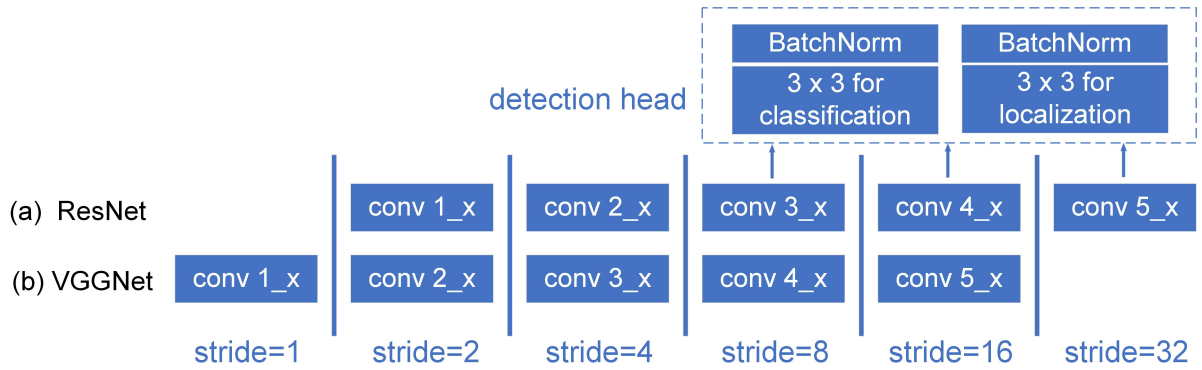


Figure 7: The brief overview of network structures after adding BatchNorm on detection head subnetwork.

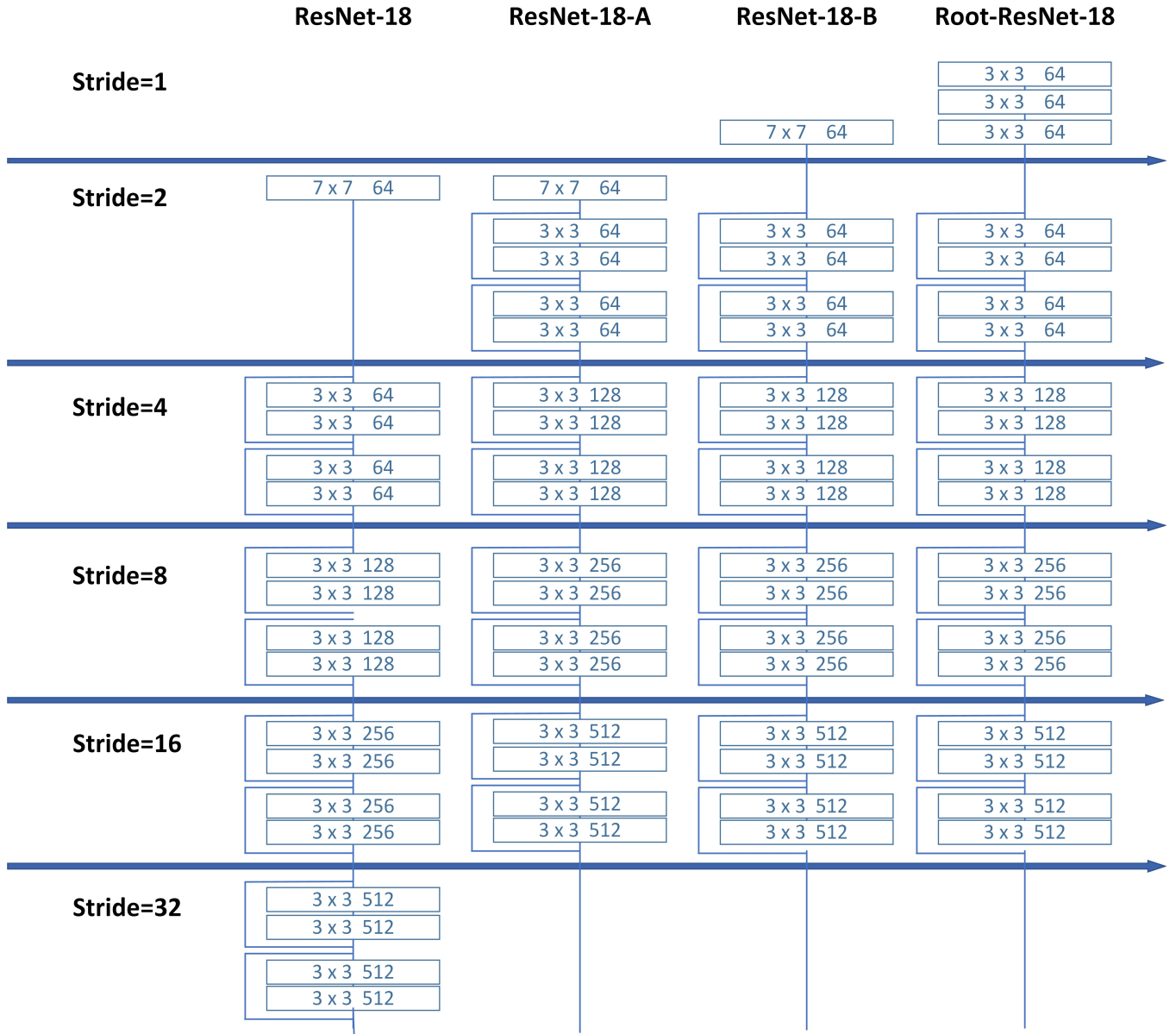


Figure 8: Network structure illustration. We remove the second downsampling operation (*i.e.*, the max-pooling layer) and the first downsampling (*i.e.*, changing the stride size in the first conv layer from 2 to 1) of ResNet-18, forming ResNet-18-A and ResNet-18-B. Then we replace the 7x7 layer with three stacked 3x3 layers and get Root-ResNet-18. The corresponding results on PASCAL 2007 test (training on "07+12") are 73.1% mAP, 75.3% mAP, 77.6% mAP and 78.5% mAP, respectively. Notably, we keep the spatial size of detection feature maps the same as SSD300 and DSOD300 (*i.e.*, 38x38, 19x19, 10x10, 5x5, 3x3, 1x1).

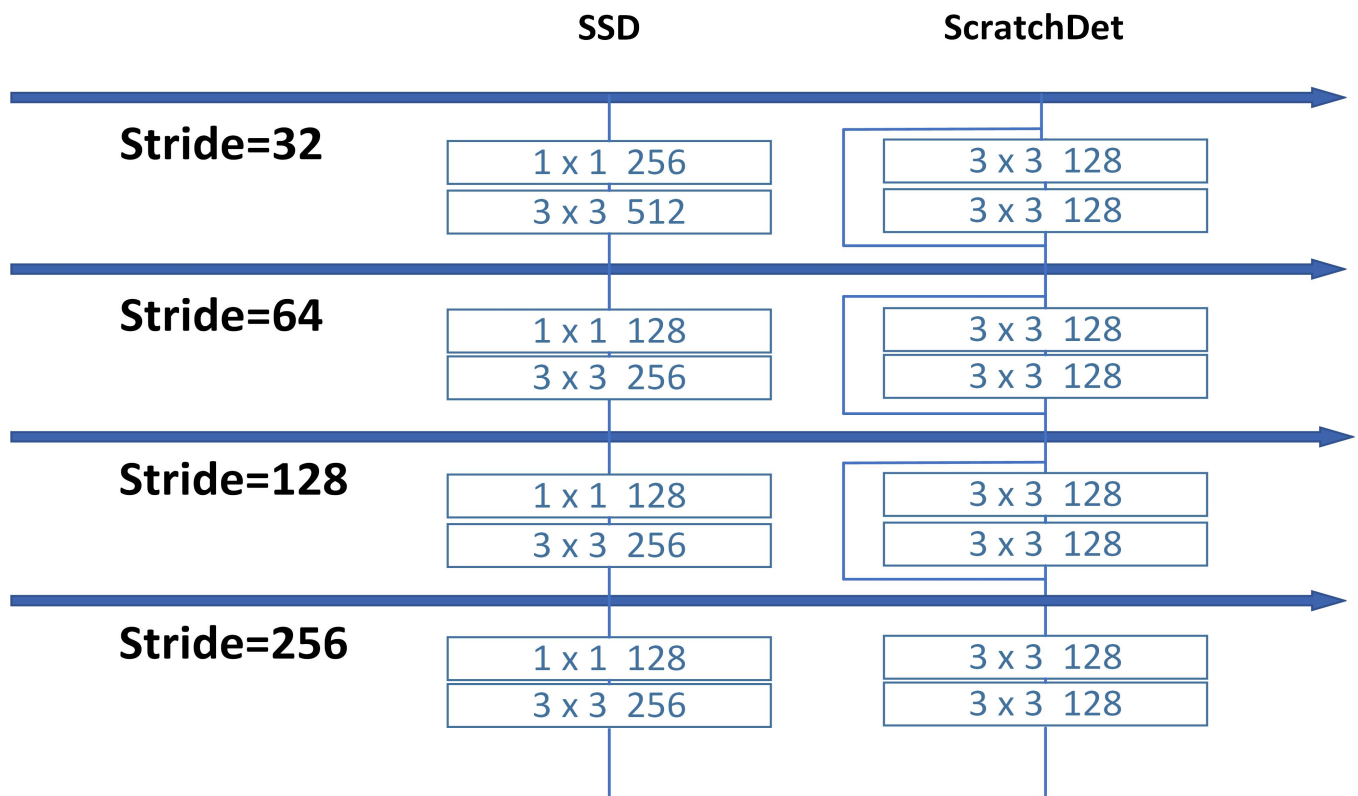


Figure 9: Comparison of the extra added layers between SSD and ScratchDet. This change brings less parameters and computations.