

Reduced-Gate Convolutional LSTM Using Predictive Coding for Spatiotemporal Prediction

Nelly Elsayed, Anthony S. Maida, and Magdy Bayoumi

Abstract—Spatiotemporal sequence prediction is an important problem in deep learning. We study next-frame(s) video prediction using a deep-learning-based predictive coding framework that uses convolutional, long short-term memory (convLSTM) modules. We introduce a novel reduced-gate convolutional LSTM (rgcLSTM) architecture that requires a significantly lower parameter budget than a comparable convLSTM. Our reduced-gate model achieves equal or better next-frame(s) prediction accuracy than the original convolutional LSTM while using a smaller parameter budget, thereby reducing training time. We tested our reduced gate modules within a predictive coding architecture on the moving MNIST and KITTI datasets. We found that our reduced-gate model has a significant reduction of approximately 40 percent of the total number of training parameters and a 25 percent reduction in elapsed training time in comparison with the standard convolutional LSTM model. This makes our model more attractive for hardware implementation especially on small devices.

Index Terms—rgcLSTM, LSTM, cLSTM, convLSTM, predictive coding, gated recurrent networks, spatiotemporal prediction, moving MNIST

I. INTRODUCTION

The brain in part acquires representations by using learning mechanisms that are triggered by prediction errors when processing sensory input [2], [8]. An early implementation using this approach is by Rao et al. [24] to model non-classical receptive field properties in the neocortex. The hypothesized brain mechanisms underlying this “predictive coding” are based on the concept of bi-directional interactions between the higher and lower-level areas of the visual cortex. The higher-level areas send predictions about the incoming sensory input to the lower-level areas. The lower-level areas compare the predictions with ground truth sensory input and calculate the prediction errors. These are in turn forwarded to the higher-level areas to update their predictive representations in light of the new input information.

Lotter et al. [22] introduced the predictive coding architecture, PredNet, for next-frame video prediction. The architecture was based on a deep neural-network framework that used a hierarchy of LSTMs. Since it was a deep network, it could readily be implemented and studied using off-the-shelf deep learning frameworks (e.g. Keras [4], PyTorch [23], TensorFlow [1]). This was in contrast to earlier models with a purely mathematical formulation [8].

The LSTM modules in PredNet were based on standard convolutional LSTMs (cLSTMs) that did not have peephole connections. The original convolutional LSTMs (convLSTMs) of Shi et al. [25] did have peephole connections. Convolutional LSTMs differ from regular LSTMs because they process

images instead of feature vectors. Because of this, Shi et al. [25] replaced the matrix multiplication operation (affine transformation) with the convolution operation.

In the present paper, our work uses the PredNet architecture [22] but is novel in the LSTM-like modules used to form the architecture. Unlike the modules in PredNet, we use peephole connections. More important, we make two novel changes to the Shi et al. [25] convLSTM design. First, Shi et al. [25] implemented peephole connections by using the elementwise (Hadamard) multiply [17]. Although this technique is used in conventional LSTMs, convolutional LSTMs process images. In a convLSTM, the Hadamard operation will multiply corresponding pixels between two images to create a new image. This is suitable for feature vectors, but for images it creates an excessive number of trainable parameters (N^2 for an $N \times N$ image), and we find that performance can be improved by replacing the Hadamard operation with convolution. Our second modification is to use a novel, reduced-gate convolutional LSTM (rgcLSTM). Specifically, we use one trainable gate (the forget gate) and couple it by equality to the traditional input and output gates. This gives fewer trainable parameters but with equal or better performance accuracy, according to our experiments, than the original PredNet. Our rgcLSTM design is shown in Figure 1. The present paper motivates the design of our rgcLSTM, specifically, the use of convolution-based peephole connections and the single forget-gate coupled to the input and output gates. We present performance results on the moving MNIST and KITTI datasets with and without these modifications. We find that our architecture gives better next-frame(s) prediction accuracy on these data sets while using a smaller parameter budget in comparison to the original Shi et al. [25] convLSTM which uses elementwise multiply for peephole connections and also to the standard convLSTM (cLSTM) which lacks peephole connections.

II. RELATED WORK

Recurrent neural networks (RNNs) are used to process sequential data. Spatiotemporal datasets such as video are sequential datasets where both temporal and spatial information is related. Spatiotemporal prediction (e.g. video prediction) is a challenge that has received intense interest in deep learning over the last few years. Spatiotemporal prediction typically uses unsupervised learning. There are several mechanisms to predict future video frames using unsupervised learning such as [7], [22], [25], [27]. However, the models all use complex architectures and a large parameter budget.

The long short-term memory (LSTM) network, introduced by Hochreiter and Schmidhuber [16], was the first gated RNN

approach to mitigate the vanishing and/or exploding gradient problem that prevented RNNs from learning long-term dependencies. Hochreiter and Schmidhuber [16] introduced a recurrent block that contained a memory cell which was updated by a constant-error-carousel (CEC) mechanism. The CEC was the key modification to mitigate the vanishing/exploding gradient problem. The main drawback of this first-generation LSTM was that if a continuous input stream was presented to the model long enough it could cause saturation of the output activation function due to the unlimited growth of the memory cell state values [10].

To address this problem, Gers et al. [10] added a forget gate to the LSTM block, which has since become known as the standard LSTM. The forget gate allowed the LSTM to update and/or reset its memory cell. This improved performance for learning long-term dependencies. However, this model also had weaknesses. First, the model had no direct connection from the memory state to the three gates. Thus, there was no control from the memory to the gates to assist in preventing the gradient from vanishing or exploding. Second, the CEC had no influence over the forget and input gates when the output gate was closed. This could harm the model due to the lack of primary information flow within the model [11]. These problems were handled by adding peephole connections from the memory cell to each of the LSTM gates [11]. Although the peephole generalization of the standard LSTM became a powerful model, there was a significant increase in the number of trainable parameters, the training time, and memory requirements.

There were attempts to design gated models to reduce the gate count while preserving learning power. Cho et al. [3] proposed a gated recurrent unit (GRU) model. Instead of three gates, it used two: an update gate and a reset gate. The update gate combined the input gate, forget gate [13]. The reset gate functioned as the output gate of the LSTM block [13]. This GRU model eliminated the output activation function, memory unit, and CEC [13]. The GRU yielded a reduction in trainable parameters compared with the standard LSTM. Zhou et al. [31] used a single gate recurrent model called a minimal gated unit (MGU). Both models reduced the number of trainable parameters and gave results comparable to the LSTM [5]. However, neither model preserved the CEC. This may lead to exploding and/or vanishing gradients. There was a study based on the LSTM model in [10] to examine the role and significance of each gate in the LSTM [15], [19]. This study showed that the most significant gate in the LSTM was the forget gate. However, it also showed that the forget gate needs other support to enhance its performance.

While the above gated RNNs are designed to process sequential data, they must be augmented somehow to process spatial temporal data which contains images. The convLSTM operated on sequences of images. Shi et al. [25] proposed a convolutional LSTM to enhance performance for spatiotemporal prediction. This model replaced the matrix multiplications (affine transformations) by convolutional operations for the input and recurrent input of each gate. The model achieved higher accuracy in comparison to the classical LSTM model. However, the number of parameters remained higher because

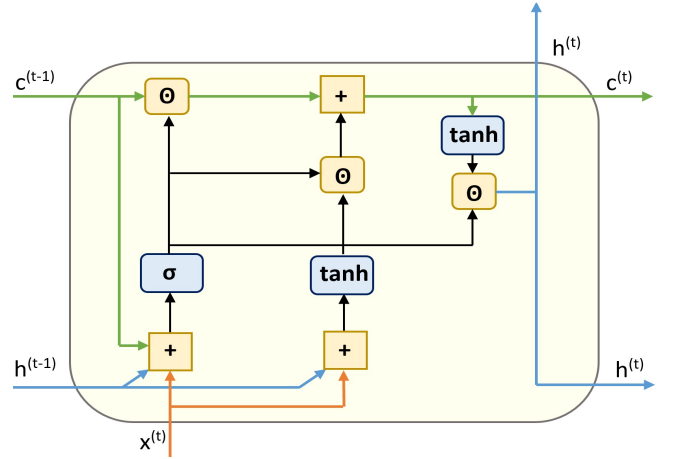


Fig. 1. An unrolled architecture of the rgcLSTM. The single network gate (output indicated by σ) sends information to three locations which correspond to the outputs of the forget, input, and output gates of the standard LSTM.

the peephole connections still used elementwise multiplication. In recent research, Lotter et al. [22] showed how to build a predictive coding model using a convolutional LSTM architecture. The LSTM had three gates but no peephole connections. The model achieved significant improvement in a predictive model as it did not need an encoder and decoder. However, the number of parameters was large and grew linearly with the number of layers in the model.

There were other attempts to design smaller recurrent gated models based on the standard LSTM. They were based on either removing one of the gates or the activation functions from the standard LSTM unit. Nonetheless, empirical analysis [13] compared these models and the standard LSTM. The conclusion found in Greff et al. [13] was that these models had no significant improvement in either performance or training time. Moreover, these models had no significant reduction in trainable parameters. This empirical analysis [13] also stated that the critical components of the LSTM model were the forget gate and the output activation function.

Our new gated model is named the *reduced-gate, convolutional LSTM* (rgcLSTM). Based on the empirical results of Greff et al. [13], our model preserves the critical components of the LSTM while removing parameter redundancy within the LSTM block. We use our model within a predictive coding framework introduced by Lotter et al. [22] as a state-of-the-art approach for spatiotemporal prediction. The Lotter et al. [22] model uses standard convLSTM modules (no peephole connections) within their predictive coding architecture. We replace those modules with rgcLSTM. Our model showed an efficiency comparable to Lotter et al. [22] design. However, our rgcLSTM reduces the number of trainable parameters and memory requirements by about 40% and the training time by 25% which makes it more attractive to be implemented on hardware and trainable on low power devices.

III. REDUCED-GATE CONV LSTM ARCHITECTURE

The proposed rgcLSTM architecture block appears in Figure 2. The operation level of the rgcLSTM is shown in Figure 2.

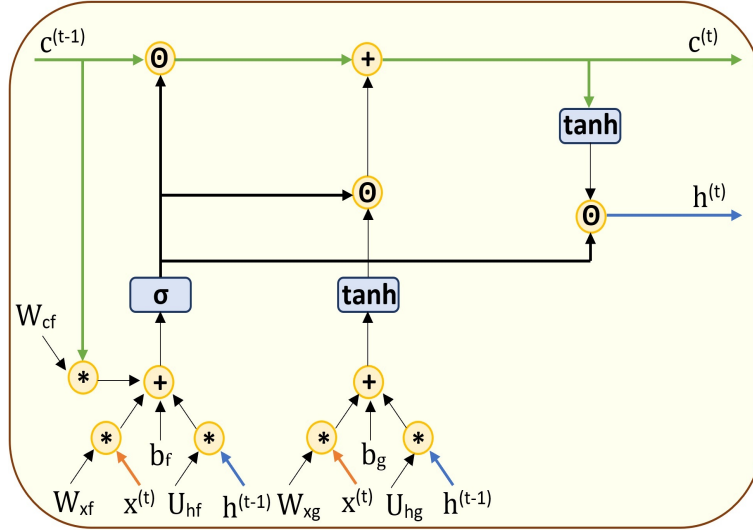


Fig. 2. An unrolled operation level of the rgcLSTM architecture block design where arithmetic, weights, and biases are made explicit.

where arithmetic, weights, and biases are made explicit. The architecture has one trainable gated unit which we will call the forget gate or network gate. Because of its inputs, it is a forget gate, but since it is the only gate in the network it also makes sense to call it the network gate. The model also preserves the cell memory state and keeps the CEC to avoid vanishing and/or exploding gradients. There is a peephole connection from the cell state to the network gate but we have converted its operator from elementwise multiplication to convolution. This reduces the learning capacity of the rgcLSTM in comparison to a full LSTM with elementwise peephole connections to all three gates. However, it preserves information needed to allow the memory state to exert control over the network gate and provides the model with the ability to feature extracting which enhancing the model comparability to solve video prediction task. Our model is a convolutional model which is preferable for image and video related tasks. Also, our model retains the output activation function. Thus, our model preserves the critical components of the LSTM as stated by Greff et al. [13] while removing much of the parameter redundancy in the LSTM unit. This gives in a significant reduction in the number of required trainable parameters, training time, memory, and hardware requirements compared to the standard convolutional LSTM and recurrent gated architectures. Furthermore, our rgcLSTM model preserves these model's prediction accuracy results.

During the forward pass within a block at time step t , the net input image, $a^{(t)}$, to the single network gate $f^{(t)}$ is calculated by

$$a^{(t)} = [W_{fx}, U_{fh}, W_{fc}] * [x^{(t)}, h^{(t-1)}, c^{(t-1)}] + b_f \quad (1)$$

where $a^{(t)} \in \mathbb{R}^{\eta \times v \times n}$, and η , v , and n are the width, the height and the number of in-channels of the input $a^{(t)}$. $x^{(t)}$ is the input video frame at time t , $x^{(t)} \in \mathbb{R}^{\eta \times v \times \gamma}$ where η and v are the width and height of the image, and γ is number of input image channels. $h^{(t-1)}$ is the output image

stack of the block at time $t - 1$, and $c^{(t-1)}$ is the image stack representing the block's internal state at time $t - 1$. Both $h^{(t-1)}, c^{(t-1)} \in \mathbb{R}^{\eta \times v \times n}$ where η , v , and n are the width, height, and number of core channels, respectively. W_{fx} , U_{fh} , and W_{fc} are convolution weight sets operating on their respective images or stacks. W_{fx} is $\in \mathbb{R}^{m \times m \times \gamma}$ and both U_{fh} , and W_{fc} are $\in \mathbb{R}^{m \times m \times \kappa}$. m is the convolution kernel width and height. For a given block, all kernels are the same size ($m \times m$). All three weight sets W_{fx} , U_{fh} , and W_{fc} and biases b_f are trainable. The square brackets indicate stacking. We will let $W_f = [W_{fx}, U_{fh}, W_{fc}] \in \mathbb{R}^{m \times m \times (\gamma + 2\kappa) \times n}$, where n is the number of output channels. Also, we let $I_f = [x^{(t)}, h^{(t-1)}, c^{(t-1)}] \in \mathbb{R}^{\eta \times v \times (\gamma + 2\kappa)}$. The convolution $W_f * I_f \in \mathbb{R}^{\eta \times v \times n}$. Finally, $b_f \in \mathbb{R}^{n \times 1}$ but is added to each channel in $W_f * I_f$ by broadcasting to the appropriate image channel. Note that the convolution operation between W_{fc} and $c^{(t-1)}$ represents a departure from Shi et al. [25] where an elementwise multiply was used (in contrast to convolution).

The total number of trainable parameters for the network gate is

$$f_{\text{gate}}^{\#} = (m^2(\gamma + 2\kappa) + 1) \cdot n. \quad (2)$$

The network gate image value, $f_{\text{gate}}^{(t)} \in \mathbb{R}^{\eta \times v \times n}$, is obtained by applying a pixelwise activation function G to the net input image using

$$f_{\text{gate}}^{(t)} = G(a^{(t)}). \quad (3)$$

Depending on the application, G can be either the logistic (σ) or hard sigmoid (*hardSig*) [14]. The pixel values of f^t will fall in the range $(0, 1)$ or $[0, 1]$, depending on which function is used. Using σ , the gate value f^t is calculated by

$$f^{(t)} = \sigma(W_f * I_f + b_f). \quad (4)$$

Stacking makes the learning process more powerful than the non-stacked weights due to the influence of the x^t , $h^{(t-1)}$ and $c^{(t)}$ across convolutional weight set. Lotter et al. [22] and

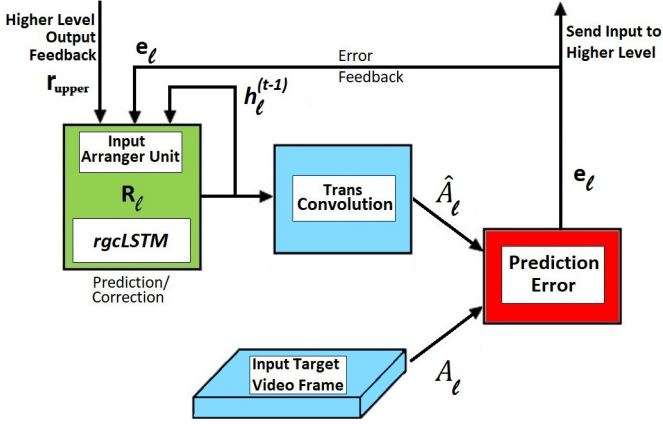


Fig. 3. This is the bottom layer of the PredNet architecture with our rgcLSTM module substituted for the cLSTM in the original PredNet [22]. The layer subscript l is used to signify that higher layers obey the same design, with the caveat that the input to higher layers is prediction error from the next lower layer.

Heck et al. [15] show empirically that stacking the input for recurrent units achieves better results than non-stacked input.

The input update (memory activation) uses a similar equation as for the network gate.

$$g^{(t)} = \tanh(W_g * I_g + b_g) \quad (5)$$

In the above, $W_g = [W_{gx}, U_{gh}] \in \mathbb{R}^{m \times m \times (\gamma + \kappa) \times n}$, and $I_g = [x^{(t)}, h^{(t-1)}] \in \mathbb{R}^{\eta \times \nu \times (\gamma + \kappa)}$. The number of core-channels in W_g is matching the number of core-channels of the W_f which make them computationally compatible. This approach is taken so that the dimension of $g_{\text{gate}}^{(t)} \in \mathbb{R}^{\eta \times \nu \times n}$ matches the dimension of $f_{\text{gate}}^{(t)}$. Similarly, the dimension of $b_g \in \mathbb{R}^{n \times 1}$ matches that of $b_f \in \mathbb{R}^{n \times 1}$. Finally, the number of trainable parameters for the input update is

$$g_{\text{update}}^{\#} = (m^2(\gamma + \kappa) + 1) \cdot n. \quad (6)$$

Eqns. 2 and 6 count the total number of trainable parameters for the rgcLSTM module/block, so the final count is given by

$$\text{rgcLSTM}_{\text{block}}^{\#} = f_{\text{gate}}^{\#} + g_{\text{update}}^{\#} \quad (7)$$

The final equations to complete the specification of the rgcLSTM are given below.

$$c^{(t)} = f^{(t)} \odot c^{(t-1)} + f^{(t)} \odot g^{(t)} \quad (8)$$

$$h^{(t)} = f^{(t)} \odot \tanh(c^{(t)}) \quad (9)$$

The \odot symbol denotes elementwise multiplication. κ is constrained to equal n so that the dimensions match for the elementwise multiplication operations.

IV. OVERALL ARCHITECTURE

We use our rgcLSTM module within the PredNet predictive coding framework of Lotter et al. [22], so have named our variant Pred-rgcLSTM. The bottom layer of the architecture appears in Fig. 3. Our contribution lies in the design of the

convLSTM block, where our rgcLSTM replaces the standard cLSTM. In this design, whether PreNet or Pred-rgcLSTM, learning only occurs within the gated recurrent blocks but is triggered by a prediction error signal.

Although Fig. 3 shows the bottom layer (because the input is a video frame), we still include layer index subscripts, l , because the higher layers have similar structure (see Fig. 5). The prediction error module drives the gated-recurrent learning. It calculates the error between the input frame A_l and the predicted output frame \hat{A}_l . The trans_l convolution module converts the output of the rgcLSTM, $h_l^{(t)}$, to $\hat{A}_l^{(t)}$ so the dimensions are compatible with A_l for pixelwise subtraction.

The prediction error module stacks the pixelwise difference between the predicted image frame \hat{A}_l and the actual frame A_l by subtracting the two frames and applying the ReLU as follows:

$$\text{err1} = \text{ReLU}(\hat{A}_l - A_l) \quad (10)$$

$$\text{err2} = \text{ReLU}(A_l - \hat{A}_l) \quad (11)$$

$$e_l = [\text{err1}, \text{err2}] \quad (12)$$

e_l is a stack of the two error images from Eqns. 10 and 11. The E_{layer} feedback is sent to the rgcLSTM input arranger unit R_l and to the next higher layer R_{l+1} after applying convolutional downsampling for dimensions compatibility with the next layer parameters dimensions. Inputs to the rgcLSTM module are its internal recurrent input and its error feedback. In the multi-layer case, the input contains an additional parameter which is the feedback from the directly higher rgcLSTM block, r_{upper} . The input arranger unit stacks these inputs to fit into the rgcLSTM block.

The rgcLSTM block learns the spatiotemporal changes using the training input data to predict future frames. The update process as a function of the sequential input within one layer of the proposed model as shown in Fig. 4. For illustration, we show three unrollment (unfolding in time) steps and we start tracking the model from the leftmost (earliest) part of Fig. 4. In the beginning, the error module evaluates the prediction error by the difference between the assumed default prediction and the first input which is the first video frame. This prediction error then goes to the rgcLSTM module as an input. The rgcLSTM module processes this input, its initial state and initial output through its internal gates to produce the next predicted video frame as its output. Next, the current output of the rgcLSTM module passes through the error module to evaluate the next prediction error which is forwarded to the next unfolded rgcLSTM module. At this time the prediction error acts as a correction factor for the rgcLSTM module which guides the rgcLSTM module to adjust its weights and state according to the current frame and the previous prediction of this frame. The process repeats until the final predicted frame.

Since our model targets spatiotemporal prediction, we used hardSig as the recurrent activation function and \tanh as the output activation function. hardSig is calculated as

$$\text{hardSig}(x) = \max(\min(0.25x + 0.5, 1), 0). \quad (13)$$

We chose the hardSig because it has shown better empirical results in our earlier experiments than the sigmoid in LSTM

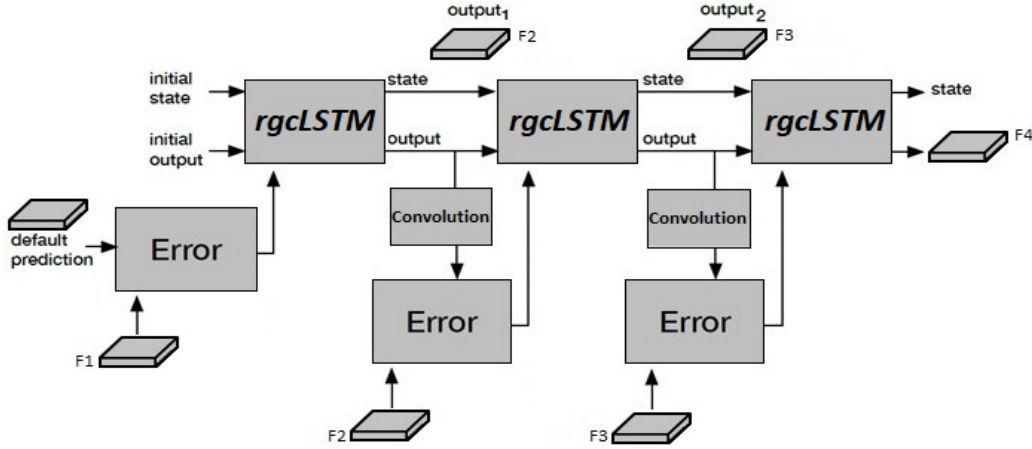


Fig. 4. Three unrollment steps for the lowest layer of Pred-rgcLSTM using three input frames: F1, F2, and F3. F4 is the next-frame prediction.

TABLE I
DEFINITION OF TERMS

Symbol	Meaning
h_l	Eqn. 9.
e_l	Eqn. 12. $e_0 = x$.
c_l	Eqn. 8.
$r_{\text{upper}(l)}$	feedback from layer $l + 1$.
R_l	dimension of gate input stack
Ra_l	dimension activation input stack
f_l	Eqn. 4.
g_l	Eqn. 5.
i_l	PredNet input gate for layer l .
o_l	PredNet output gate for layer l .
A_l	next frame input for layer l .
\hat{A}_l	predicted next frame input for layer l .
downsample_l	convolutional downsampling from layer l to $l + 1$.
biases_l	total number of biases in layer l

spatiotemporal prediction models [6]. The hard saturation may help it escape from local minima [14].

We now explain the full multi-layer model shown in Fig. 5. Table I defines the terms used in the model. The input dimensions of each layer of the four-layered Pred-rgcLSTM and PredNet models are shown in Table II. h_l is the recurrent output of the rgcLSTM or the cLSTM (which is equivalent to $h_{(t-1)}$), e_l is the error feedback (equivalent to $x_{(t)}$), c_l is the memory cell of the gated unit (equivalent to $c_{(t-1)}$), and $r_{\text{upper}(l)}$ is the higher-level feedback from layer $l + 1$. R_l is the total dimension of each the forget gate $f^{(t)}$ input stack and Ra_0 is the total dimension of the input stack to the activation unit $g^{(t)}$. Table III and Fig. 5 show the dimensions of the weights and biases in each layer of the the Pred-rgcLSTM and PredNet were for each layer index $l \in \{0, 1, 2, 3\}$. f_l , i_l , o_l are the forget, input and output gates, respectively. g_l is the activation unit. downsample_l is the transition kernel from the lower layer to the higher layer. \hat{A}_l is the convolution kernel applied to the rgcLSTM output or the cLSTM output. Biases are the total number of biases in each layer (i.e. including the gate, activation, downsampling and the transition between the output of the rgcLSTM and the error module).

TABLE II
DIMENSIONS OF INPUT COMPONENTS TO PRED-RGC LSTM AND PREDNET FOR MOVING MNIST

Parameter	Dimensions	
	Pred-rgcLSTM	PredNet
h_0	(64, 64, 1)	(64, 64, 1)
e_0	(64, 64, 2)	(64, 64, 2)
c_0	(64, 64, 1)	N/A
$r_{\text{upper}(0)}$	(64, 64, 48)	(64, 64, 48)
R_0 gate input stack	(64, 64, 52)	(64, 64, 51)
Ra_0 activation input stack	(64, 64, 51)	(64, 64, 51)
h_1	(32, 32, 48)	(32, 32, 48)
e_1	(32, 32, 96)	(32, 32, 96)
c_1	(32, 32, 48)	N/A
$r_{\text{upper}(1)}$	(32, 32, 96)	(64, 64, 96)
R_1 input stack	(32, 32, 288)	(32, 32, 240)
Ra_1 activation input stack	(32, 32, 240)	(32, 32, 240)
h_2	(16, 16, 96)	(16, 16, 96)
e_2	(16, 16, 192)	(16, 16, 192)
c_2	(16, 16, 96)	N/A
$r_{\text{upper}(2)}$	(16, 16, 192)	(16, 16, 192)
R_2 input stack	(16, 16, 576)	(16, 16, 480)
Ra_2 activation input stack	(16, 16, 480)	(16, 16, 480)
h_3	(8, 8, 192)	(8, 8, 192)
e_3	(8, 8, 384)	(8, 8, 384)
c_3	(8, 8, 192)	N/A
R_3 input stack	(8, 8, 768)	(8, 8, 576)
Ra_3 activation input stack	(8, 8, 576)	(8, 8, 576)

In Table II, Table III, and Fig. 5 we assume that the model input is a gray-scale image of size 64×64 pixels and has a one input channel depth.

For the purpose of counting trainable parameters, the values of m , γ , κ , and n from Section III are given in Table IV for all four layers in the model.

A. Keeping the Gate Output within a Functional Operating Range

From Fig. 1 we see that if the network gate value drops to zero, the rgcLSTM cell does an extreme reset: the memory state is forgotten, the current input is ignored, and the output

TABLE III
DIMENSIONS OF KERNEL (WEIGHT) COMPONENTS OF PRED-RGCLSTM
AND PREDNET FOR MOVING MNIST

Kernel	Dimensions	
	Pred-rgcLSTM	PredNet
f_0	(3, 3, 52, 1)	(3, 3, 51, 1)
g_0	(3, 3, 51, 1)	(3, 3, 51, 1)
i_0	N/A	(3, 3, 51, 1)
o_0	N/A	(3, 3, 51, 1)
\hat{A}_0	(3, 3, 1, 1)	(3, 3, 1, 1)
$downsample_0$	(3, 3, 2, 48)	(3, 3, 2, 48)
$biases_0$	51	53
<hr/>		
f_1	(3, 3, 288, 48)	(3, 3, 240, 48)
g_1	(3, 3, 240, 48)	(3, 3, 240, 48)
i_1	N/A	(3, 3, 240, 48)
o_1	N/A	(3, 3, 240, 48)
\hat{A}_1	(3, 3, 48, 48)	(3, 3, 48, 48)
$downsample_1$	(3, 3, 96, 96)	(3, 3, 96, 96)
$biases_1$	240	336
<hr/>		
f_2	(3, 3, 576, 96)	(3, 3, 480, 96)
g_2	(3, 3, 480, 96)	(3, 3, 480, 96)
i_2	N/A	(3, 3, 480, 96)
o_2	N/A	(3, 3, 480, 96)
\hat{A}_2	(3, 3, 96, 96)	(3, 3, 96, 96)
$downsample_2$	(3, 3, 192, 192)	(3, 3, 192, 192)
$biases_2$	480	672
<hr/>		
f_3	(3, 3, 768, 192)	(3, 3, 576, 192)
g_3	(3, 3, 576, 192)	(3, 3, 576, 192)
i_3	N/A	(3, 3, 576, 192)
o_3	N/A	(3, 3, 576, 192)
\hat{A}_3	(3, 3, 192, 192)	(3, 3, 192, 192)
$biases_3$	576	960
Total trainable parameters	4,316,235	6,909,834

TABLE IV
DIMENSION PARAMETERS FOR THE GATED MODULE (EITHER RGCLSTM
OR CLSTM) FOR EACH OF THE FOUR LAYERS FOR MOVING MNIST.

Parameter	Layer ₀	Layer ₁	Layer ₂	Layer ₃
m	3	3	3	3
γ	50	192	384	384
κ	1	96	192	384
n	1	96	192	384

is zero. In the predictive coding architecture, there are several factors that help keep the gate value within a functional range to avoid this. First, the input image pixel values are normalized to the range $[0, 1]$ and these become the values for A_0 in the lowest layer of the network (Eqns. 10 and 11). The values for \hat{A}_l are also kept in the range $[0, 1]$. After going through the ReLU, the e_l values fall in the range $[0, 1]$. These form the inputs $x = e_l$ to the rgcLSTM. Within the rgcLSTM, the values of h and c (Fig. 1) are constrained to fall in the range $(-1, 1)$ because they are outputs of tanh or modulated tanh. Finally, the network gate uses a hard sigmoid configured to be linear in the range $[-2, 2]$. The inputs to the hard sigmoid stay well within this range, thereby keeping the gate functional.

TABLE V
EXPERIMENTAL CONDITIONS IN MOVING MNIST EXPERIMENT FOR
RECURRENT GATE-BASED BLOCKS. N/A MEANS THERE CANNOT BE
PEEPHOLE CONNECTIONS BECAUSE THERE IS NO MEMORY CELL STATE.

Model	Memory Cell	Gates	Peephole
rgcLSTM	Yes	1	Yes
LSTM	Yes	3	No
PLSTM	Yes	3	Yes
GRU	No	2	N/A
MGU	No	1	N/A

V. METHODS

Our experiments compare our rgcLSTM used in Pred-rgcLSTM with the standard cLSTM used in PredNet. We show that our rgcLSTM achieves the same or better accuracy than the standard cLSTM using a smaller parameter budget, less training time, and smaller memory requirements. To build Pred-rgcLSTM, we modified the code for PredNet which is available at <https://github.com/coxlab/prednet>. To make the timing results comparable for both models, the only modification to the code was to replace the cLSTM with the rgcLSTM of compatible size to ensure the comparisons were fair. Our rgcLSTM code is available at <https://github.com/NellyElsayed/rgcLSTM>.

We conducted two experiments on next-frame(s) prediction of a spatiotemporal (video) sequence: one for a gray-scale dataset (moving MNIST) and the other for an RGB dataset (KITTI traffic). The moving MNIST dataset [27] is a good example of how the model can determine movement of two specific objects within a frame and how the model can handle new object shapes and new movement directions. The KITTI dataset [9] requires the model to recognize several different moving and non-moving objects within the frame and the roof-mounted camera records vehicle traffic which has static objects (scene) and dynamic objects (moving vehicles). In addition, it shows how the model can deal with RGB videos. For both experiments, we trained our model using four layers like that shown in Fig. 3. The number of parameters and inputs are the same except for the first layer in each experiment, due to the input different input sizes for moving MNIST versus KITTI. Both experiments used the Adam optimizer [21] with an initial learning rate $\alpha = 0.001$ and a decay factor of 10 after half of the training process, and $\beta_1 = 0.9$ and $\beta_2 = 0.999$. Frame size was downsampled by factor of 2 moving upwards through the layers and upsampled by factor of 2 moving down the layers.

For training elapsed time comparisons in the first experiment, the model was trained on an Intel(R) Core i7-7820HK CPU with 32GB memory and an NVIDIA GeForce GTX 1080 graphics card. For the second experiment, both Pred-rgcLSTM and PredNet were trained on Intel(R) Core i7-6700@4.00GHx8 processor with 64 GB memory and NVIDIA GeForce GTX 980 Ti/PCIe/SSE2 graphics card.

A. Experiment 1: Moving MNIST Dataset

1) *Method*: The moving MNIST dataset consists of 10,000 video sequences of two randomly selected moving digits

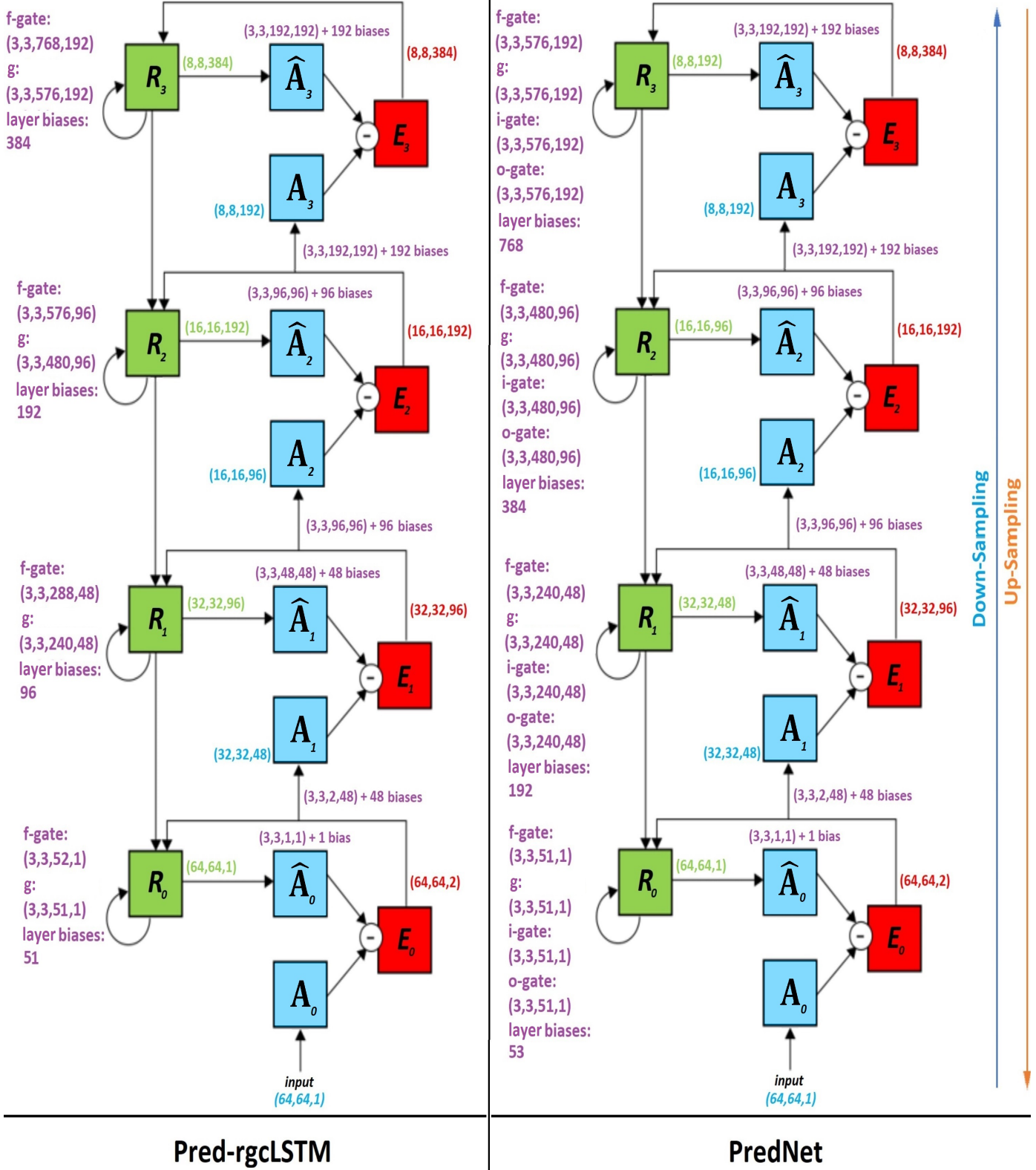


Fig. 5. The weights of each component of both Pred-rgLSTM and Prednet based on [22].

TABLE VI
MOVING MNIST AVERAGE ELAPSED TRAINING TIME AND STANDARD ERROR (N=3).

Model	TrainTime	SE
PredNet	100.328	0.586532
Pred-rgcLSTM	73.561	0.297411

TABLE VII
MOVING MNIST PERFORMANCE COMPARISON.

Model	Type	MSE	MAE	SSIM
FCLSTM [25], [27]	LSTM	1.865	2.094	0.690
CDNA [7], [28]	cLSTM	0.974	1.753	0.721
DFN [18], [28]	DynamicFilters	0.890	1.728	0.726
VPN [20], [28]	cLSTM	0.641	1.310	0.870
ConvLSTM [25], [28]	convLSTM	1.420	1.829	0.707
ConvGRU [26], [28]	convGRU	1.254	2.254	0.601
TrajGRU [26], [28]	convGRU	1.138	1.901	0.713
PredRNN++ [28]	convLSTM	0.465	1.068	0.898
PredRNN [28], [29]	convLSTM	0.568	1.261	0.867
PredNet [22]	cLSTM	0.011	0.049	0.915
Pred-rgcLSTM	rgcLSTM	0.009	0.017	0.924

sampled from the MNIST data set. Each sequence is 20 frames long, with a frame size of 64x64 pixels. Each frame has a depth of 1 channel. We divided the dataset into 6000 video sequences for training, 3000 for validation and 2000 for testing. The training process was completed in one epoch. The number of core-channels in each layer were 1, 48, 96, and 192 respectively. Hence, the dimensions of weights and inputs are shown in Tables II and III, and Fig. 5.

Also, we compare our model with several spatiotemporal prediction approaches that use recurrent gated units. Table V shows the properties of the models we consider. These properties are the existence of a memory cell, the number of gates, and the existence of peephole connections. The models we consider are our novel rgcLSTM, the standard LSTM [10], the peephole LSTM (PLSTM) [11], the gated recurrent unit (GRU) [3], and the minimal gated unit (MGU) [31].

2) *Results*: We compared the training time in minutes for the Pred-rgcLSTM and PredNet models for one batch of 6000 trials. The results appear in Table VI. Using the rgcLSTM block instead of the cLSTM reduced elapsed training time by about 26% for training moving MNIST for one epoch. Table VI also shows the SE of model training time for both the cLSTM and our rgcLSTM model. The sample was $n = 3$ for each model.

We compared Pred-rgcLSTM with several other unsupervised recurrent gate-based models (i.e. either LSTM or GRU based models) for the moving MNIST dataset. Performance measures included mean squared error (MSE) [12], mean absolute error (MAE) [12] and the structural similarity index (SSIM) [30] which is a measure for image quality similarity structure between predicted and actual images. We also compared our model to PredNet which our model is based on but using the standard-convLSTM. For the remaining models that we were unable to test due to hardware limits we obtained the results from their published work. All the models are

TABLE VIII
MOVING MNIST MEMORY REQUIREMENT TO SAVE PRED-RGC LSTM AND PREDNET TRAINED MODELS.

Model	Memory
PredNet	81.068 MB
Pred-rgcLSTM	50.650 MB

convolutional variants.

Performance comparisons among the models for moving MNIST are shown in Table VII. Our Pred-rgcLSTM shows a reduction of both the MSE and MAE compared to all of the other models tested. This includes FCLSTM [27], CDNA [7], DFN [18], VPN [20], ConvLSTM [25], ConvGRU, TrajGRU [26], PredRNN [29], PredRNN++ [28] and Prednet [22]. The main comparison is between our rgcLSTM block and the cLSTM block using the same model architecture. Our model also has the highest (best) structural similarity index measurement (SSIM) among the tested models.

Based on Eqn. 7, the number of trainable parameters for one rgcLSTM block is calculated as follows:

$$\begin{aligned}
 \text{rgcLSTM}_{\text{block}}^{\#} &= f_{\text{gate}}^{\#} + g_{\text{update}}^{\#} \\
 &= (m^2(\gamma + 2\kappa) + 1) \cdot n \\
 &\quad + (m^2(\gamma + \kappa) + 1) \cdot n \\
 &= 2 \times \left(m^2(\gamma + \frac{3}{2}\kappa) + 1 \right) \cdot n
 \end{aligned} \tag{14}$$

For the standard-convLSTM, the number of parameters is calculated by:

$$\begin{aligned}
 \text{cLSTM}_{\text{block}}^{\#} &= f_{\text{gate}}^{\#} + g_{\text{update}}^{\#} + i_{\text{gate}}^{\#} + o_{\text{update}}^{\#} \\
 &= 4 \times ((m^2(\gamma + \kappa) + 1) \cdot n)
 \end{aligned} \tag{15}$$

Where $i_{\text{gate}}^{\#}$ and $o_{\text{gate}}^{\#}$ are the number of trainable parameters for the input and output gates of the standard-convLSTM block. The multiplication by four is due to the input update activation, forget gate, input gate, and output gate that each has the same number of trainable parameters.

Hence, the number of trainable parameters is reduced approximately by 40% in the rgcLSTM compared to the cLSTM. Additional parameters increasing the halving are due to the peephole connection which increases the size of the input of the rgcLSTM block.

We also compared the memory requirement (MB) to save the Pred-rgcLSTM and PredNet trained models. The training parameters of the Pred-rgcLSTM and the Prednet were saved using the Keras API and the size of each file was examined. The memory requirement (MB) to save the Pred-rgcLSTM and PredNet trained models is shown in Table VIII.

Using the Keras API `model.count_params()` [4], we empirically compared the number of training parameters used in Pred-rgcLSTM and PredNet of the implemented models in Table IX. For the remaining models in Table IX, we obtained the results from their published work [25]–[27] which also were counted by using the same Keras API method [4]. The empirical parameter counts for the implemented PredNet

TABLE IX

MOVING MNIST NUMBER OF TRAINABLE PARAMETERS IN EACH MODEL.

Model	Trainable Parameters
PredNet	6,909,834
ConvGRU	8,010,000
TrajGRU	4,770,000
ConvLSTM	7,585,296
FCLSTM	142,667,776
Pred-rgcLSTM	4,316,235

and Pred-rgcModels match the counts given in the design specifications shown in Table III, giving some measure of confidence that these two models are implemented correctly. Our model uses the fewest parameters of the tested models. Our model has fewer trainable parameters approximately by 40%-50% than the ConvGRU and ConvLSTM respectively. Our Pred-rgcLSTM model that is based on rgcLSTM block has approximately 40% fewer trainable parameters than the original PredNet model that uses cLSTM modules. This latter claim can be confirmed by examining the calculations in Table III.

For experiment one, visual predictions for the moving MNIST data set are shown in Fig. 6. In contrast to most of the models, neither PredNet nor our Pred-rgcLSTM require an initial input trajectory for predicting the upcoming frames. They use only the current frame and current state of the trained LSTM to predict the next frame. Our rgcLSTM demonstrates comparable results with the other models and finds better visual contours than the cLSTM used in PredNet. To see the improved prediction, Fig. 8 magnifies the predicted images for prediction time step 6 for each model.

B. Experiment 2: KITTI Dataset

1) *Method*: Our second experiment was applied to the KITTI dataset [9]. This dataset is a collection of real life traffic videos captured by a roof-mounted camera of a car driving in an urban environment. The data is divided into three categories: city, residential, and road. Each category contains 61 different recorded sessions (i.e. different video sequences) which were divided into 57 sessions for training and 4 for validation. For training both the rgcLSTM and cLSTM we used the same initialization, training, validation, and data down-sampling which was used by Lotter et al. [22]. Each frame size was 128×160 pixels. The total length of the training dataset (of the 57 sessions) was approximately 41K frames.

The number of kernels in each layer, indicated by the value of h in Table XI, were 3, 48, 96, and 192, respectively. The resulting dimension changes for the weights in layer R_0 are shown in Table X as the other layers weights remain unchanged from Table III. The input dimensions for each layers are changed in layer R_0 in the width and height and number of in-channel of the original video frame. However, the rest layers has changes only in the width and height of the input sizes.

2) *Results*: For the KITTI dataset, the visual testing results comparing our rgcLSTM and the cLSTM appear in Fig. 7. This

TABLE X

KITTI DATASET EXPERIMENT DIMENSIONS OF KERNEL (WEIGHT) COMPONENTS OF THE FIRST LAYER OF PRED-RGC LSTM AND PREDNET

Kernel	Pred-rgcLSTM	PredNet
f_0	(3, 3, 60, 3)	(3, 3, 57, 3)
g_0	(3, 3, 57, 3)	(3, 3, 57, 3)
i_0	N/A	(3, 3, 57, 3)
o_0	N/A	(3, 3, 57, 3)
\hat{A}_0	(3, 3, 3, 3)	(3, 3, 3, 3)
$downsample_0$	(3, 3, 6, 48)	(3, 3, 6, 48)
$biases_0$	60	57

TABLE XI

KITTI DATASET EXPERIMENT DIMENSIONS OF INPUT COMPONENT OF PRED-RGC LSTM AND PREDNET

Parameter	Pred-rgcLSTM	PredNet
h_0	(128, 160, 3)	(128, 160, 3)
e_0	(128, 160, 6)	(128, 160, 6)
c_0	(128, 160, 3)	N/A
$r_{upper(0)}$	(128, 160, 48)	(128, 160, 48)
R_0 gate input stack	(128, 160, 60)	(128, 160, 57)
Ra_0 activation input stack	(128, 160, 57)	(128, 160, 57)
h_1	(64, 80, 48)	(64, 80, 48)
e_1	(64, 80, 96)	(64, 80, 96)
c_1	(64, 80, 48)	N/A
$r_{upper(1)}$	(64, 80, 96)	(64, 80, 96)
R_1 input stack	(64, 80, 288)	(64, 80, 240)
Ra_1 activation input stack	(64, 80, 240)	(64, 80, 240)
h_2	(32, 40, 96)	(32, 40, 96)
e_2	(32, 40, 192)	(32, 40, 192)
c_2	(32, 40, 96)	N/A
$r_{upper(2)}$	(32, 40, 192)	(32, 40, 192)
R_2 input stack	(32, 40, 576)	(32, 40, 480)
Ra_2 activation input stack	(32, 40, 480)	(32, 40, 480)
h_3	(8, 8, 192)	(8, 8, 192)
e_3	(8, 8, 384)	(8, 8, 384)
c_3	(8, 8, 192)	N/A
R_3 input stack	(8, 8, 768)	(8, 8, 576)
Ra_3 activation input stack	(8, 8, 576)	(8, 8, 576)

figure shows that the rgcLSTM (with smaller training time and parameter count) matches the accuracy in comparison to the cLSTM. To compare the accuracy more clearly between the rgcLSTM and cLSTM, we magnified the images of prediction step 6 for each model, shown in Fig. 9. The predictions for both models in comparison to ground truth are essentially perfect.

The results for the KITTI dataset benchmark including elapsed training time (minutes), number of trainable parameters, mean squared error (MSE) [12], mean absolute error (MAE) [12], standard error (SE) [12], and structural similarity index measurement (SSIM) [30] of our rgcLSTM and cLSTM are shown in Table XII. The MSE, MAE, SE, and SSIM have a sample size of $n = 3$. Table XII also shows the memory required (MB) to save the trainable model for both Pred-rgcLSTM and Prednet. Both models have approximately the same MSE, MAE, and SSIM values. However, the rgcLSTM uses fewer trainable parameters and the training time is

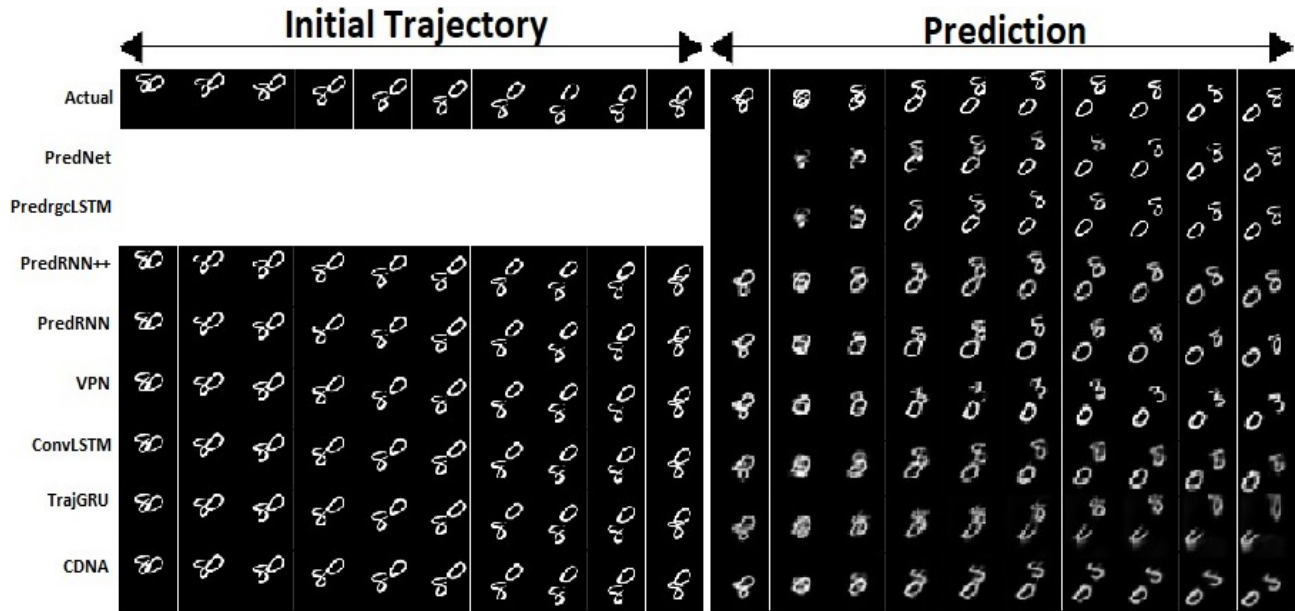


Fig. 6. Visual results of Moving MNIST predictions after training based on our rgcLSTM and other models.

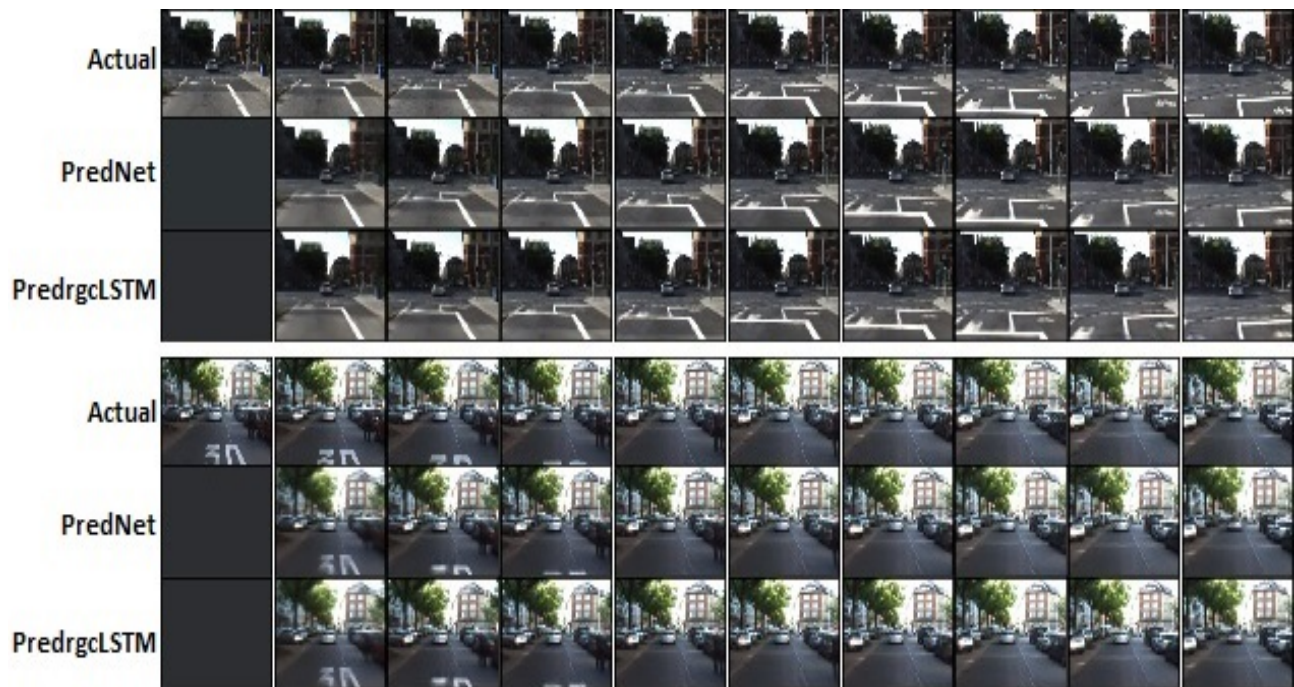


Fig. 7. Next-frame prediction on the KITTI dataset. The predicted image is used as input for predicting the next frame.

TABLE XII
PERFORMANCE COMPARISON ON THE KITTI TRAFFIC VIDEO DATASET.

MODEL	TRAIN TIME	# Params	MSE	MAE	SE	SSIM	Memory
PredNet	230.982405	6,915,948	0.0035	0.030	0.000006	0.931	81.142 MB
Pred-rgcLSTM	140.530364	4,320,273	0.0035	0.030	0.000005	0.931	50.697 MB




Fig. 8. Magnified visual result of Moving MNIST predictions for prediction time step 6 after training based on our rgcLSTM and other models.




Fig. 9. The magnified visual results for the KITTI dataset prediction for the 6th prediction step for Pred-rgcLSTM and Prednet.

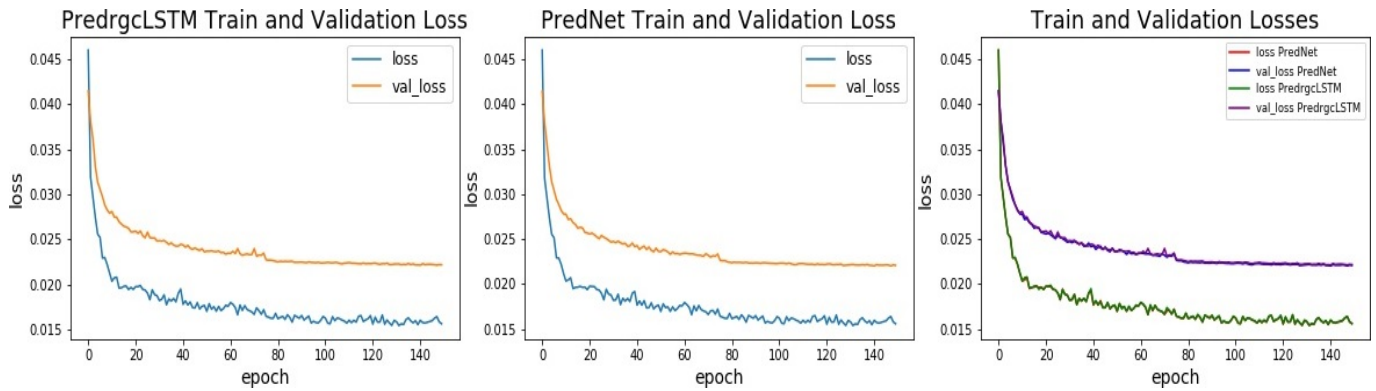


Fig. 10. KITTl dataset training and validation losses for both Pred-rgcLSTM and PredNet. Left: Pred-rgcLSTM. Middle: Prednet. Right: both graphs superimposed.

reduced by about 40%–50% as in the moving MNIST (gray-scale) prediction task and a smaller standard error value (SE). In addition, the memory required (MB) to save the trainable Pred-rgcLSTM model is smaller than the Prednet.

Fig. 10 shows the training and validation loss through 150 epochs of the KITTl dataset training using both the proposed Pred-rgcLSTM and PredNet. The graphs show that the training and validation losses of both models is nearly identical suggesting that both models may be approaching the limit in Bayesian prediction error.

VI. CONCLUSION

The novelty of our rgcLSTM architecture lies in the following features. First, there is one network gate which serves the function of the forget, input, and output gates. This reduces the number of gate parameters to one third that of a cLSTM. Second, in this reduced model there is still a peephole connection from the cell memory state to the network gate, in contrast to the cLSTM. Finally, the rgcLSTM uses a convolutional architecture and we have replaced the elementwise multiply operation originally used in Shi et al. [25] with the convolution operation. This reduces the number of trainable parameters in addition to being a more appropriate operator for image processing.

Despite this parameter reduction, the proposed rgcLSTM model either outperforms or matches the performance of the cLSTM and other gate-based recurrent architectures. This was achieved by maintaining the critical components of the standard LSTM model, enhanced by the peephole connections and removing redundant training parameters. These results make our rgcLSTM model attractive for future hardware implementation on small and mobile devices.

REFERENCES

- [1] Martín Abadi, Ashish Agarwal, Paul Barham, Eugene Brevdo, Zhifeng Chen, Craig Citro, Greg S. Corrado, Andy Davis, Jeffrey Dean, Matthieu Devin, Sanjay Ghemawat, Ian Goodfellow, Andrew Harp, Geoffrey Irving, Michael Isard, Yangqing Jia, Rafal Jozefowicz, Lukasz Kaiser, Manjunath Kudlur, Josh Levenberg, Dandelion Mané, Rajat Monga, Sherry Moore, Derek Murray, Chris Olah, Mike Schuster, Jonathon Shlens, Benoit Steiner, Ilya Sutskever, Kunal Talwar, Paul Tucker, Vincent Vanhoucke, Vijay Vasudevan, Fernanda Viégas, Oriol Vinyals, Pete Warden, Martin Wattenberg, Martin Wicke, Yuan Yu, and Xiaoqiang Zheng. TensorFlow: Large-scale machine learning on heterogeneous systems, 2015. Software available from tensorflow.org.
- [2] Andre M Bastos, W Martin Usrey, Rick A Adams, George R Mangun, Pascal Fries, and Karl J Friston. Canonical microcircuits for predictive coding. *Neuron*, 76(4):695–711, 2012.
- [3] Kyunghyun Cho, Bart Van Merriënboer, Dzmitry Bahdanau, and Yoshua Bengio. On the properties of neural machine translation: Encoder-decoder approaches. *arXiv preprint arXiv:1409.1259*, 2014.
- [4] François Chollet et al. Keras. <https://keras.io>, 2015.
- [5] Junyoung Chung, Caglar Gulcehre, KyungHyun Cho, and Yoshua Bengio. Empirical evaluation of gated recurrent neural networks on sequence modeling. *arXiv preprint arXiv:1412.3555*, 2014.
- [6] Nelly Elsayed, Anthony S Maida, and Magdy Bayoumi. Empirical activation function effects on unsupervised convolutional lstm learning. In *2018 IEEE 30th International Conference on Tools with Artificial Intelligence (ICTAI)*, pages 336–343. IEEE, 2018.
- [7] Chelsea Finn, Ian Goodfellow, and Sergey Levine. Unsupervised learning for physical interaction through video prediction. In *Advances in Neural Information Processing Systems*, pages 64–72, 2016.
- [8] Karl Friston. A theory of cortical responses. *Phil. Trans. R. Soc. B*, 360:815–836, 2005.
- [9] Andreas Geiger, Philip Lenz, Christoph Stiller, and Raquel Urtasun. Vision meets robotics: The KITTl dataset. *The International Journal of Robotics Research*, 32(11):1231–1237, 2013.
- [10] Felix A Gers, Jürgen Schmidhuber, and Fred Cummins. Learning to forget: Continual prediction with LSTM. *Neural Computation*, pages 2451–2471, 2000.
- [11] Felix A Gers, Nicol N Schraudolph, and Jürgen Schmidhuber. Learning precise timing with LSTM recurrent networks. *Journal of Machine Learning Research*, 3:115–143, 2002.
- [12] Ian Goodfellow, Yoshua Bengio, and Aaron Courville. *Deep Learning*. MIT Press, 2016. <http://www.deeplearningbook.org>.
- [13] Klaus Greff, Rupesh K Srivastava, Jan Koutník, Bas R Steunebrink, and Jürgen Schmidhuber. LSTM: A search space odyssey. *IEEE Transactions on Neural Networks and Learning Systems*, 28(10):2222–2232, 2017.
- [14] Caglar Gulcehre, Marcin Moczulski, Misha Denil, and Yoshua Bengio. Noisy activation functions. In *International Conference on Machine Learning*, pages 3059–3068, 2016.
- [15] Joel Heck and Fathi M Salem. Simplified minimal gated unit variations for recurrent neural networks. *arXiv preprint arXiv:1701.03452*, 2017.
- [16] Sepp Hochreiter and Jürgen Schmidhuber. Long short-term memory. *Neural Computation*, 9(8):1735–1780, 1997.
- [17] Roger A Horn. The hadamard product. In *Proc. Symp. Appl. Math.*, volume 40, pages 87–169, 1990.
- [18] Xu Jia, Bert De Brabandere, Tinne Tuytelaars, and Luc V Gool. Dynamic filter networks. In *Advances in Neural Information Processing Systems*, pages 667–675, 2016.
- [19] Rafal Jozefowicz, Wojciech Zaremba, and Ilya Sutskever. An empirical exploration of recurrent network architectures. In *International Conference on Machine Learning*, pages 2342–2350, 2015.
- [20] Nal Kalchbrenner, Aaron van den Oord, Karen Simonyan, Ivo Danihelka, Oriol Vinyals, Alex Graves, and Koray Kavukcuoglu. Video pixel networks. *arXiv preprint arXiv:1610.00527*, 2016.
- [21] Diederik P Kingma and Jimmy Ba. Adam: A method for stochastic optimization. *arXiv preprint arXiv:1412.6980*, 2014.

- [22] William Lotter, Gabriel Kreiman, and David Cox. Deep predictive coding networks for video prediction and unsupervised learning. In *International Conference on Learning Representations*. Computational and Biological Learning Society, 2017.
- [23] Adam Paszke, Sam Gross, Soumith Chintala, Gregory Chanan, Edward Yang, Zachary DeVito, Zeming Lin, Alban Desmaison, Luca Antiga, and Adam Lerer. Automatic differentiation in PyTorch. In *NIPS-W*, 2017.
- [24] Rajesh PN Rao and Dana H Ballard. Predictive coding in the visual cortex: a functional interpretation of some extra-classical receptive-field effects. *Nature Neuroscience*, 2(1):79, 1999.
- [25] X. Shi, Z. Chen, H. Wang, D. Yueng, W. Wong, and W. Woo. Convolutional LSTM network: A machine learning approach for precipitation nowcasting. In C. Cortes, N. D. Lawrence, D. D. Lee, M. Sugiyama, and R. Garnett, editors, *Advances in Neural Information Processing Systems* 28, pages 802–810. Curran Associates, Inc., 2015.
- [26] Xingjian Shi, Zhihan Gao, Leonard Lausen, Hao Wang, Dit-Yan Yeung, Wai-kin Wong, and Wang-chun Woo. Deep learning for precipitation nowcasting: A benchmark and a new model. In *Advances in Neural Information Processing Systems*, pages 5617–5627, 2017.
- [27] Nitish Srivastava, Elman Mansimov, and Ruslan Salakhudinov. Unsupervised learning of video representations using LSTMs. In *International Conference on Machine Learning*, pages 843–852, 2015.
- [28] Yunbo Wang, Zhifeng Gao, Mingsheng Long, Jianmin Wang, and Philip S Yu. PredRNN++: Towards a resolution of the deep-in-time dilemma in spatiotemporal predictive learning. *arXiv preprint arXiv:1804.06300*, 2018.
- [29] Yunbo Wang, Mingsheng Long, Jianmin Wang, Zhifeng Gao, and S Yu Philip. PredRNN: Recurrent neural networks for predictive learning using spatiotemporal LSTMs. In *Advances in Neural Information Processing Systems*, pages 879–888, 2017.
- [30] Zhou Wang, Alan C Bovik, Hamid R Sheikh, and Eero P Simoncelli. Image quality assessment: from error visibility to structural similarity. *IEEE Transactions on Image Processing*, 13(4):600–612, 2004.
- [31] Guo-Bing Zhou, Jianxin Wu, Chen-Lin Zhang, and Zhi-Hua Zhou. Minimal gated unit for recurrent neural networks. *International Journal of Automation and Computing*, 13(3):226–234, 2016.



Magdy Bayoumi is department head and professor at the Electrical Engineering Department, University of Louisiana at Lafayette. He was the Director of CACS, 1997–2013 and Department Head of the Computer Science Department, 2000–2011. Dr. Bayoumi has been a faculty member in CACS since 1985. He received B.Sc. and M.Sc. degrees in Electrical Engineering from Cairo University, Egypt; M.Sc. degree in Computer Engineering from Washington University, St. Louis; and Ph.D. degree in Electrical Engineering from the University of Windsor, Canada. He is on the IEEE Fellow Committee and he was on the IEEE CS Fellow Committee. His research interests are: technology, data processing, management, energy and security.



Nelly Elsayed is a PhD candidate in Computer Engineering at the School of Computing and Informatics, University of Louisiana at Lafayette. She received her Bachelor degree in Computer Science at Alexandria University in 2010 and she was ranked the First on Computer Science Class. She received two Masters degrees, the first in Computer Science in 2014 at Alexandria University and the second in Computer Engineering in 2017 at University of Louisiana at Lafayette. She is an honor member in the national society of leadership and the the honor

society Phi Kappa Phi. Her major research interests are in machine learning, artificial intelligence, convolutional recurrent neural networks, bio-inspired computations, and quantum computing.



Anthony S. Maida is associate professor and graduate coordinator for computer science and computer engineering at School of Computing and Informatics, University of Louisiana at Lafayette. He received this BA in Mathematics in 1973, Ph.D. in Psychology in 1980, and Masters Degree in Computer Science in 1981, all from the University of Buffalo. He has done two Post Doctoral degrees at Brown University and the University of California, Berkeley. He was a member of the computer science faculty at the Penn State University from 1984 through 1991.

He has been a member of a Center for Advanced Computer Studies and School of Computing and informatics at the University of Louisiana at Lafayette from 1991 to the present. His research interests are: intelligent systems, neural networks, recurrent neural networks and brain simulation.