

Learning abstract planning domains and mappings to real world perceptions

Luciano Serafini and Paolo Traverso
Fondazione Bruno Kessler
Trento, Italy
serafini | traverso@fbk.eu

July 20, 2018

Abstract

Most of the works on planning and learning, e.g., planning by (model based) reinforcement learning, are based on two main assumptions: (i) the set of states of the planning domain is fixed; (ii) the mapping between the observations from the real world and the states is implicitly assumed, and is not part of the planning domain. Consequently, the focus is on learning the transitions between states. Current approaches address neither the problem of learning new states of the planning domain, nor the problem of representing and updating the mapping between the real world perceptions and the states. In this paper, we drop such assumptions. We provide a formal framework in which (i) the agent can learn dynamically new states of the planning domain; (ii) the mapping between abstract states and the perception from the real world, represented by continuous variables, is part of the planning domain; (iii) such mapping is learned and updated along the “life” of the agent. We define and develop an algorithm that interleaves planning, acting, and learning. We provide a first experimental evaluation that shows how this novel framework can effectively learn coherent abstract planning models.

Introduction and Motivations

Several automated planning techniques are based on abstract representations of the world, usually called *planning domains*. A planning domain can be formalized by a finite state transition system¹, i.e., a finite set of states, actions, and a transition relation [7, 8]. This abstract representation is both conceptually relevant and practically convenient, since it allows a planner to reason and generate plans at a high level of abstraction. For instance, in order to plan how to move a robot from a room to another room in a building, it may be convenient to adopt a planning domain that encodes an abstract topological map of the building, such that each state corresponds to (the fact that the robot is in) a given room, and transitions correspond to (complex) actions that move the robot from one room to an adjacent room.

While an agent can conveniently plan at the abstract level, it perceives the world and acts in it through sensors and actuators that work with data in a continuous space, typically represented with variables on real numbers. For instance, a robot does not perceive directly the fact that it is in a given room/state, instead it perceives, e.g., to be in a position of the building through sensors like odometers or the images from its

¹The transition system can be either deterministic, nondeterministic, or stochastic

camera. Similarly agent actions’ effects in the environment are continuous transformations, e.g., “the robot has moved forward 5.4 meters”. It is part of the cognitive capability of the agent to fill the gap between these two different levels of abstractions.

Most of the works in planning and learning, see, e.g., [22, 6] assume that (i) the finite set of states of the planning domain is fixed once forever at design time, and (ii) the correspondence between the abstract states and the observations (represented with continuous variables) is implicit and fixed at design time. This is the case of most of the works on planning by (model based) reinforcement learning, see, e.g., [21, 22, 23, 19, 20, 14]², which focus on learning and updating the transitions between states, e.g., the probabilities of action outcomes (or rewards) in an MDP framework. They support neither the learning of new states nor the updating of the mapping between the real world and the abstract model.

In many cases, however, having a fixed set of states and a fixed mapping between the perceived data and the abstract model is not adequate. There may be situations in which the agent perceives data which are not compatible with any of the states of its abstract model. For instance, a robot may end up in unknown and unexpected states of the world. Consider the simple example in which the task is to navigate in a restricted part of a building, and instead, due to some reasons, like a navigation error, or an unexpected open door, the robot ends up in a different part of the building. Similarly, along its life, an agent could also revise its mapping between its abstract model and the real sensed data. In general, the (number of) states and the mapping to perceptions may be not obvious at design time, and thus be incomplete or not adequate.

In this paper, we provide a formal framework in which the agent can learn dynamically new states of the planning domain. Moreover, the mapping between abstract states and the real world is part of the planning domain of the agent, and it is learned and updated along the “life” of the agent. Given this framework, we provide the following contributions: (i) We model agent’s perception of the real world by a *perception function* that returns the likelihood of observing some continuous data being in a state of the domain. We define a criteria based on the perception function to extend the set of states. Intuitively, when the likelihood is too low for all the existing states, a new state is created; (ii) We define an algorithm that interleaves planning, acting, and learning. It is able to discover that the abstract model is not coherent with the real world. While planning and acting, the algorithm updates both the set of states and the perception function of the planning domain. The learning mechanism can be defined in several different ways, depending on whether we follow a cautious strategy, where changes are made only if there is a certain number of evidences from acting and perceiving the real world, or a more impulsive reaction to what the agent has just observed. Moreover, we define a measure of coherence between the planning domain and the real world as perceived by the agent; (iii) We provide a preliminary experimental evaluation that shows how this novel model for planing, acting, and learning lets the agent converge to a model which is increasingly coherent with the state of the world.

Planning, Acting, and Learning

A (*deterministic*) *planning domain* is a triple $\mathcal{D} = \langle S, A, \gamma \rangle$, composed of a finite non empty set of states S , a finite non empty set of actions A , and a state transition function $\gamma : S \times A \rightarrow A$. A *planning problem* is a triple $\mathcal{P} = \langle \mathcal{D}, s_0, S_g \rangle$ composed of a planning domain \mathcal{D} , an initial state $s_0 \in S$ and a set of goal states $S_g \subseteq S$. A plan π for \mathcal{D} is a policy, i.e., a partial function from S to A . The way in which an agent perceives the world is modeled by a *perception function*, i.e., a function $f : \mathbb{R}^n \times S \rightarrow R^+$, defined as $f(\mathbf{x}, s) = p(\mathbf{x}|s)$, where $p(\mathbf{x}, s)$ is a join PDF on $\mathbb{R}^n \times S$. In other words, $f(\mathbf{x}, s)$ is the likelihood of observing \mathbf{x} being in a state s .

² In some works (see, e.g., [1, 17, 4]) the two levels are collapsed, since planning is performed in a continuous space.

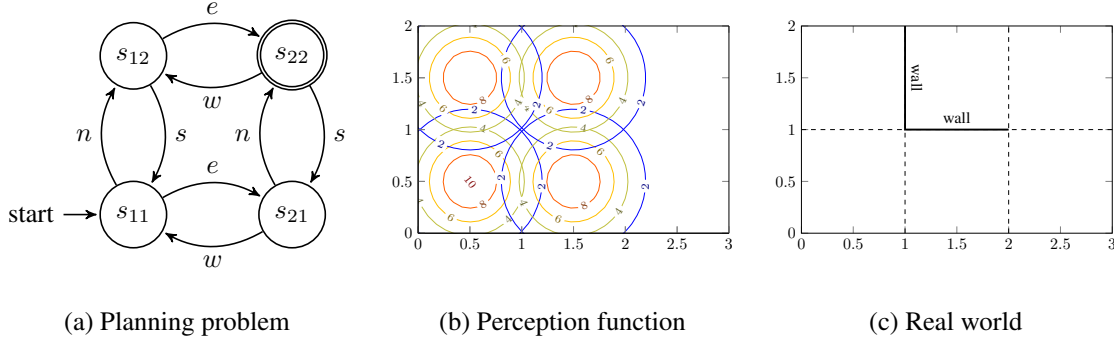


Figure 1: (a) A planning problem on a domain composed of 4 states, corresponding to 4 rooms, no walls between them, and 4 actions n , s , w , and e (go north, south, west, and east). Transitions that don't change the state are not shown. (b) A perception function associated to the planning domain. (c) The real world: the building has 6 (and no 4) rooms, and two walls

Definition 1 (Extended planning domain) An extended planning domain is a pair $\langle \mathcal{D}, f \rangle$ where \mathcal{D} is a planning domain and f a perception function on the states of \mathcal{D} .

Hereafter, if not explicitly specified, with “planning domain” we will refer to extended planning domain.

Example 1 A simple planning domain with four states is shown in Figure 1. The transition system is shown in Figure 1.(a), the relative perception function is shown in Figure 1.(b), and the real world, composed of a 3×2 building is shown in Figure 1.(c). The perception function $f(\langle x, y \rangle, s_{ij})$, shown in Figure 1.(b), is $f(\langle x, y \rangle, s) = p(\langle x, y \rangle | s)$ where $p(\langle x, y \rangle | s_{ij}) = \mathcal{N}(\boldsymbol{\mu} = \langle i - 0.5, j - 0.5 \rangle, \boldsymbol{\Sigma} = \begin{pmatrix} 1 & 0 \\ 0 & 1 \end{pmatrix})$. Notice that, the agent's planning domain in Figure 1.(a-b) is not coherent with the real world of Figure 1.(c), since the transitions from s_{12} and s_{21} to s_{22} are not possible in the real world, due to the presence of walls. In addition, there are no states corresponding to the rightmost part of the building. This prevents the agent from reaching the goal. Indeed, to reach the goal the agent should extend its planning domain, as shown in Figure 2, and plan for its actions in this new planning domain.

We now introduce an algorithm that interleaves planning, acting and learning. Not only it is able to learn/update transitions between existing states of the planning domain, but it can also learn/update the perception function, and properly extend the planning domain with new states. Algorithm 1 PLANACTLEARN (PAL) takes in input a planning problem and a perception function. At line 4, $plan(\mathcal{P})$ generates a plan π by applying some planning algorithm for deterministic domains³. If $plan(\mathcal{P})$ does not find a plan to the goal, then it generates a plan to learn the domain, e.g., a random policy. We then execute the planned action $\pi(s_0)$ in the current state s_0 , and perceive the data from the real world as a vector of real numbers \mathbf{x} (line 6). We then determine the state s'_0 that maximizes the likelihood of observing \mathbf{x} (line 7); if such a likelihood is below the threshold $(1 - \epsilon) \cdot \max p_{init}(\cdot)$ with $\epsilon \in [0, 1]$, and where $p_{init}(\cdot)$ is the initialization function of the perception function, then we extend the set of states S with a new state s_{new} , and initialise its perception function $f(\cdot, s_{new})$ with $p_{init}(\cdot)$ (lines 9–11). Notice that, low values of ϵ , promote the easy introduction of new states, while with high values of ϵ we are cautious in creating new states. In the extreme case, i.e., with $\epsilon = 1$, we never add new states.

³We assume that the sequential plan returned by the planning algorithm can be transformed into a policy π . Since here we plan for reachability goals, sequences of actions can be mapped into policies

Algorithm 1 PLANACTLEARN - PAL

Require: $\mathcal{P} = \langle \langle S, A, \gamma \rangle, s_0, S_g, f \rangle$ {A planning problem with a perception function}

Require: $p_{init}(\cdot)$ initialization for $f(\cdot, s)$

- 1: $\mathcal{T} \leftarrow \langle \rangle$ {The empty history of transitions}
- 2: $\mathcal{O} \leftarrow \langle \rangle$ {The empty history of observations}
- 3: **while** $s_0 \notin S_g$ **do**
- 4: $\pi \leftarrow \text{plan}(\mathcal{P})$
- 5: **while** $\pi(s_0)$ is defined and γ has not been changed **do**
- 6: $\mathbf{x} \leftarrow \text{act}(\pi(s_0))$
- 7: $s'_0 \leftarrow \text{argmax}_{s \in S} f(\mathbf{x}, s)$
- 8: **if** $f(\mathbf{x}, s'_0) < (1 - \epsilon) \cdot \max p_{init}(\cdot)$ **then**
- 9: $s'_0 \leftarrow s_{new}$
- 10: $S \leftarrow S \cup \{s_{new}\}$
- 11: $f(\cdot, s_{new}) = p_{init}(\cdot)$
- 12: **end if**
- 13: $\mathcal{T} \leftarrow \text{append}(\mathcal{T}, \langle s_0, \pi(s_0), s'_0 \rangle)$ {extend the transition history with the last one}
- 14: $\mathcal{O} \leftarrow \text{append}(\mathcal{O}, \langle s'_0, \mathbf{x} \rangle)$ {extend the observation history with the last one}
- 15: $\gamma \leftarrow \text{update_trans}(\gamma, \mathcal{T})$
- 16: $f \leftarrow \text{update_perc}(f, \mathcal{O})$
- 17: $s_0 \leftarrow s'_0$
- 18: **end while**
- 19: **end while**

We then extend the sequence of transitions \mathcal{T} and of observations \mathcal{O} , and learn the new transition function γ and the new perception function f . The functions `update_trans` and `update_perc` update the transition function γ and the perception function f , respectively, depending on the data available in \mathcal{T} and \mathcal{O} . The update functions take into account (i) the current model, (ii) what has been observed in the past, i.e., \mathcal{T} and \mathcal{O} , and (iii) what has been just observed, i.e., $\langle s_0, \pi(s_0), s'_0 \rangle$ and $\langle s'_0, \mathbf{x} \rangle$. The update functions can be defined in several different ways, depending on whether we follow a cautious strategy, where changes are made only if there is a certain number of evidences from acting and perceiving the real world, or a more impulsive reaction to what the agent has just observed.

Updating transitions: `update_trans` decides whether and how to update the transition function. Suppose that, after executing the action a from the state s_0 , the agent perceives \mathbf{x} , and suppose that $s'_0 = \text{argmax}_s (f(\mathbf{x}, s))$, i.e., the most likely reached state, is different from the state predicted by the agent planning domain, i.e., $s'_0 \neq \gamma(a, s_0)$, then γ may need to be revised to take into account this discrepancy. Since our domain is deterministic (the transition γ must lead to a single state), if the execution of an action leads to an unexpected state, we have only two options: either change γ with the new transition or not. We propose the following transition update function that depends on α : We define $\text{update_trans}(\gamma, \mathcal{T})(s, a) = s'$ where s' is *one element*⁴ of the set

$$\{\text{argmax}_{s' \in S} (\alpha \cdot \mathbb{1}_{s'=\gamma(s,a)} + (1 - \alpha) \cdot |\{i \mid \mathcal{T}_i = \langle s, a, s' \rangle\}|)\} \quad (1)$$

where $\mathbb{1}_{s'=\gamma(s,a)}$ is equal to 1 if $s' = \gamma(s, a)$ and 0 otherwise, \mathcal{T}_i is the i -th element of \mathcal{T} , and $\alpha \in [0, 1]$. Notice that, if $\alpha = 1$, we are extremely cautious, we strongly believe in our model of the world, and we never change the transition γ . Conversely, if $\alpha = 0$, we are extremely impulsive, we do not trust our model, and just one evidence makes us to change the model. In the intermediate cases, $\alpha \in (0, 1)$, depending on the

⁴To extend `update_trans` for nondeterministic domains, we could select a subset of states instead of a single one depending on the value of α . The generalization to probabilistic domains would require to change the probability distribution on γ . In this paper we focus on deterministic domains.

value of α , we need more or less evidence to change the planning domain.

Updating the perception function: The update of the perception function is based on the current perception function $f(\mathbf{x}, s)$ for $s \in S$ and the set of observations \mathcal{O} . We suppose that the perception function is parametric on $\boldsymbol{\theta} = \langle \theta_1, \dots, \theta_k \rangle$. In Example 1, $\boldsymbol{\theta} = \langle \theta_1, \theta_2 \rangle$ with $\theta_1 = \boldsymbol{\mu}$ and $\theta_2 = \boldsymbol{\Sigma}$, i.e., the mean and the covariance matrix of the normal distribution associated to any state. Given a new observation $\langle \mathbf{x}, s \rangle$ and a set of previous observations $\mathcal{O}(s) = \langle \mathbf{x}^{(0)}, \dots, \mathbf{x}^{(k)} \rangle$ about an abstract state $s \in S$, we have to update the parameters $\boldsymbol{\theta}_s$ of the perception function $f(\cdot, s)$ in order to maximize the likelihood of the entire set of observations extended with the new observation. Also in this case the agent can be more or less careful in the revision. This is expressed by a parameter $\beta \in [0, 1]$, where, the higher the value of β the more careful the agent is in the revision. If $f(\mathbf{x}, s) = p(\mathbf{x}|s, \boldsymbol{\theta}_s)$, we define $\text{update_perc}(f, \mathcal{O})(\mathbf{x}, s)$ as $p(\mathbf{x} | s, \boldsymbol{\theta}'_s)$ where:

$$\boldsymbol{\theta}'_s = \beta \cdot \boldsymbol{\theta}_s + (1 - \beta) \cdot \underset{\boldsymbol{\theta}''}{\operatorname{argmax}} \mathcal{L}(\boldsymbol{\theta}'', \mathcal{O}(s), \mathbf{x}, s) \quad (2)$$

where $\mathcal{L}(\boldsymbol{\theta}, \mathbf{x}^{(1)}, \dots, \mathbf{x}^{(n)}, s)$ is the likelihood of the parameters $\boldsymbol{\theta}$ for the observations $\mathbf{x}^{(1)}, \dots, \mathbf{x}^{(n)}$, defined as:

$$\mathcal{L}(\boldsymbol{\theta}, \mathbf{x}^{(1)}, \dots, \mathbf{x}^{(n)}, s) = \prod_{i=1}^n P(\mathbf{x}^{(i)} | s, \boldsymbol{\theta}) \quad (3)$$

Intuitively Equation (2) defines the parameters $\boldsymbol{\theta}'_s$ of the updated perception function for a state s as a convex combination, based on the parameter β , of the parameters of the previous perception function for s , i.e., $\boldsymbol{\theta}_s$ and the parameters $\boldsymbol{\theta}''$ that maximize the likelihood of the past and current observations about state s (equation (3)). An efficient procedure for incremental estimation of the second term of (2), is described in [2]. In case of Multivariate Gaussian distribution, $\boldsymbol{\theta}_s$ contains the mean $\boldsymbol{\mu}_s$ and covariance matrix $\boldsymbol{\Sigma}_s$, and the updates defined in equation (2) can be efficiently computed as follows:

$$\begin{aligned} \boldsymbol{\mu}'_s &= \beta \cdot \boldsymbol{\mu}_s + (1 - \beta)(\boldsymbol{\mu}_s + \Delta\boldsymbol{\mu}_s) \\ \boldsymbol{\Sigma}'_s &= \beta \cdot \boldsymbol{\Sigma}_s + (1 - \beta)(\boldsymbol{\Sigma}_s + \Delta\boldsymbol{\Sigma}_s) \end{aligned}$$

where $\Delta\boldsymbol{\mu}_s = \frac{1}{|\mathcal{O}(s)|}(\mathbf{x} - \boldsymbol{\mu}_s)$ and $\Delta\boldsymbol{\Sigma}_s^2 = \frac{1}{|\mathcal{O}(s)|}(\mathbf{x} - \boldsymbol{\mu}'_s)^2 + \frac{|\mathcal{O}(s)|-1}{|\mathcal{O}(s)|}(\Delta\boldsymbol{\mu}_s^2 - 2\boldsymbol{\mu}_s\Delta\boldsymbol{\mu}_s) - \frac{1}{|\mathcal{O}(s)|}\boldsymbol{\Sigma}_s^2$. Concerning the parameter $\beta \in [0, 1]$, it plays the similar role as α in the case of the revision of the transition function. It balances the update depending on whether the agent is cautious or impulsive about the current perception function, and the new perceptions.

Example 2 Let us now describe how our algorithm works in Example 1 and how the goal is reached by creating new states and changing the model to the one described in Figure 2.

1. Suppose that the robot is initially in the position $(0.5, 0.5)$ and that, according to its perception function, it believes to be in s_{11} (notice indeed that $s_{11} = \operatorname{argmax}_{s_{ij}} f((0.5, 0.5), s_{ij})$ when $f((x, y), s_{ij}) = \mathcal{N}((0.5, 0.5), \boldsymbol{\mu} = (i - 0.5, j - 0.5), \boldsymbol{\Sigma} = \begin{pmatrix} 1 & 0 \\ 0 & 1 \end{pmatrix}))$.
2. (line 4) According to the planning domain in Figure 1.(a), $\text{Plan}(\mathcal{P})$ can generate two plans, the one that reaches the goal passing through s_{21} and the one that passes through s_{12} . Let us suppose that it generates the former, i.e., the plan $\pi(s_{11}) = e$ and $\pi(s_{21}) = n$.

3. (line 6-7) Since $\pi(s_{11})$ is defined, we execute the action e , which moves the robot of one unit in the east direction, and returns the current position in \mathbf{x} , which will be some value close to $\langle 1.5, 0.5 \rangle$. Notice that we cannot assume that \mathbf{x} is exactly $\langle 1.5, 0.5 \rangle$, since we have to take into consideration that sensors and actuators can be noisy. So suppose that the observed values after the execution of $\pi(s_{11})$ are $\langle 1.51, 0.49 \rangle$. Given the current f , the state s that maximizes $f(\mathbf{x}, s)$ is s_{21} , therefore $s'_0 = s_{21}$.
4. (lines 8,13,14) Suppose that the condition on line 8 is false. We then do not create a new state. We add the transition to the history and we have $\mathcal{T} = \langle \langle s_{11}, e, s_{21} \rangle \rangle$. Similarly we have $\mathcal{O} = \langle \langle s_{21}, \langle 1.51, 0.49 \rangle \rangle$.
5. (lines 15) We then update the transition function: `update_trans` does not produce any change, since $s_{21} = \gamma(s_{11}, e)$. Indeed in this case the transition function γ correctly predicts, at the abstract level, the effects of the execution of action e in state s_{11} .
6. (line 16) The update of the perception function will slightly move the mean $\boldsymbol{\mu}$, from $\langle 1.5, 0.5 \rangle$ in the direction of the current perception i.e., $\langle 1.51, 0.49 \rangle$ and the $\boldsymbol{\Sigma}$ will also be updated.
7. We then update s'_0 to s_{21} and go back to (lines 3,4). Since $\pi(s_{21}) = n$, we execute the action moving one unit north from s_{21} . But the execution of this action does not have the effect that is expected by the agent, i.e., it does not reach state s_{22} . Indeed, the execution of n starting from the position $\langle 1.51, 0.49 \rangle$ would result in hitting the wall, the presence of which was not expected by the agent. Let us suppose that the execution of this action will result in the robot doing nothing, and $\text{act}(\pi(s_{21}))$ will return the value \mathbf{x} which is the same as the previous one i.e., $\mathbf{x} = \langle 1.51, 0.49 \rangle$.
8. s_{21} is the state that maximizes the observed \mathbf{x} , and we proceed as before, by not generating a new state and appending the new transition to \mathcal{T} such that $\mathcal{T} = \langle \langle s_{11}, e, s_{21} \rangle, \langle s_{21}, n, s_{21} \rangle \rangle$ while \mathcal{O} becomes $\langle \langle s_{21}, \langle 1.51, 0.49 \rangle \rangle, \langle s_{21}, \langle 1.51, 0.49 \rangle \rangle \rangle$.
9. (line 15) The transition function this time gets updated in different ways depending on the value of α . Let's compute the arguments of the argmax of equation (1) with $a = n$ and $s = s_{21}$:

s'	$\alpha \cdot \mathbb{1}_{s'=\gamma(s_{21},n)} + (1-\alpha) \cdot \{i \mid \mathcal{T}_i = \langle s_{21}, n, s' \rangle\} $
s_{11}	$\alpha \cdot 0 + (1-\alpha) \cdot 0 = 0$
s_{21}	$\alpha \cdot 0 + (1-\alpha) \cdot 1 = (1-\alpha)$
s_{12}	$\alpha \cdot 0 + (1-\alpha) \cdot 0 = 0$
s_{22}	$\alpha \cdot 1 + (1-\alpha) \cdot 0 = \alpha$

If $\alpha < 1/2$, we are reasonably keen to learn from acting in the real world that the state that maximizes equation (1) is s_{21} and `update_trans` deletes $\gamma(s_{21}, n) = s_{22}$ and adds $\gamma(s_{21}, n) = s_{21}$, i.e., the agent understands that there is a wall that does not allow the robot to move north from state s_{21} . If instead $\alpha > 1/2$, then the state that maximizes (1) is s_{22} and $\gamma(s_{21}, n) = s_{22}$ will be kept. Notice that after k attempts to execute the actions n in state s_{21} without updating the transition function, in order to change the transition function it is enough to have $\alpha < \frac{k}{1+k}$. So if $\alpha \neq 1$, sooner or later the agent will update γ .

10. At this point we go back to $\text{Plan}(\mathcal{P})$ which generates the alternative plan that passes through s_{12} , and sends the robot back to state s_{11} and then to state s_{12} , in a similar way to what happened in the case of going through s_{21} .
11. At this point the planning domain of the agent is shown below. Notice that the goal is not reachable.

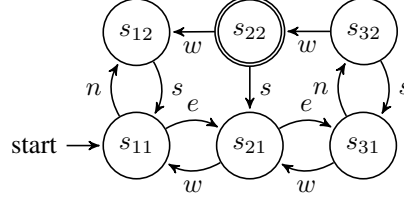
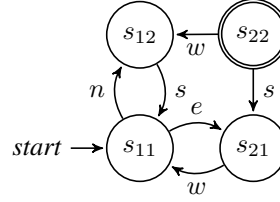


Figure 2: The new planning domain obtained by extending the initial domain of Figure 1, with two new states



12. After having explored all the possibilities without reaching the goal, $\text{Plan}(\mathcal{P})$ generates random (exploration) plans. Suppose that it generates a plan π with $\pi(s_{21}) = e$. The observation after the execution of such a π returns $\mathbf{x} = \langle x, y \rangle$ close to $\langle 2.5, 0.5 \rangle$. In that position s_{21} maximises $f(\mathbf{x}, s)$, however the value of $f(\mathbf{x}, s_{21})$ is extremely low, and let us suppose it is below the threshold $(1-\epsilon) \cdot \max p_{init}(\cdot)$. We therefore create a new state, say s_{31} .
13. \mathcal{T} gets updated by adding the transition $\langle s_{21}, e, s_{31} \rangle$, and \mathcal{O} by adding the pair $\langle s_{31}, \mathbf{x} \rangle$. The update function `update_trans` may create the new transition $\gamma(s_{21}, e) = s_{31}$ (if α is small enough) and `update_perc` will initialize the perception function $f(\cdot, s_{31})$ with $p_{init} \sim \mathcal{N}(\boldsymbol{\mu}, \boldsymbol{\Sigma})$ with $\boldsymbol{\mu} = \mathbf{x}$, and $\boldsymbol{\Sigma} = \begin{pmatrix} .1 & 0 \\ 0 & .1 \end{pmatrix}$.
14. The next step is similar to the previous one. Since there is no plan to the goal, $\text{plan}(\mathcal{P})$ tries to learn the domain, and state s_{32} is created, transition $\gamma(s_{31}, n)$ and the corresponding f are created. Since no plan to the goal exists yet, while trying to learn the domain, $\text{plan}(\mathcal{P})$ may add the new transitions $\gamma(s_{31}, w) = s_{21}$ and $\gamma(s_{32}, s) = s_{31}$.
15. In the final step, $\text{plan}(\mathcal{P})$ learns the transition $\gamma(s_{32}, w) = s_{22}$, and finally finds the plan to the goal $\pi(s_{32}) = w$. Furthermore, the agent has updated its initial planning domain, obtaining the planning domain shown in Figure 2. Notice that this planning domain is not completely correct, as there are no information about the execution of actions in s_{22} . This is due to the fact that, in this simple example, the agent has planned no actions in s_{22} (since it was the goal) and therefore it has not learned anything about the transitions and the perceptions functions of this node.

Measuring the coherence of the model

In order to estimate the quality of the model generated by the PAL algorithm, we should define a method to measure the coherence between an abstract model with perception function and the real world.

We introduce a measure called *divergence*. Intuitively, a low divergence means that if $\gamma(a, s) = s'$, then if the agent perceives to be in s and performs a , then after the execution of a it will perceive to be in the state s' .

We suppose to have a stochastic model of the real execution of actions. Under Markovian hypothesis, every action $a \in A$ can be modeled as a conditional PDF $p_a(\mathbf{x}'|\mathbf{x})$, which expresses the probability of measuring \mathbf{x}' after executing the action a in a state in which the agent perceives \mathbf{x} . It represents the effects of executing the action a in the real world.

To measure the quality of the abstract planning domain, we have to compare p_a with how the action a is modeled in the domain. Suppose that an agent perceives \mathbf{x} , and that the state s maximizes the likelihood of perceiving \mathbf{x} . Suppose that the action a is executed. According to its abstract model, the agent will believe to be in the state $s' = \gamma(a, s)$. After the actual execution of action a , it will perceive \mathbf{x}' with a probability $p_a(\mathbf{x}'|\mathbf{x})$. However, according to the agent's abstract model, the probability of observing \mathbf{x}' after the execution of a is $p(\mathbf{x}'|s')$. The closer the two distributions are, the more coherent the abstract representation is. To estimate how well $p(\mathbf{x}'|s')$ approximates the real distribution $p_a(\mathbf{x}'|\mathbf{x})$, we use the notion of *divergence*, which is the opposite notion of coherence (the lower the divergence, the higher the coherence), and we formalize it with the *KL divergence* $KL(p_a(\mathbf{x}'|\mathbf{x})||p(\mathbf{x}'|s'))$, defined as:

$$\int_{\mathbf{x}'} p_a(\mathbf{x}'|\mathbf{x}) \log \left(\frac{p_a(\mathbf{x}'|\mathbf{x})}{p(\mathbf{x}'|s')} \right) d\mathbf{x}'$$

We can therefore define the divergence measure as

$$\int_{\mathbf{x}} \sum_{a \in A} KL(p_a(\mathbf{x}'|\mathbf{x})||p(\mathbf{x}'|\gamma(a, s_{\mathbf{x}}))) \cdot p_A(\mathbf{x}) d\mathbf{x} \quad (4)$$

where $s_{\mathbf{x}} = \operatorname{argmax}_{s \in S} f(\mathbf{x}, s)$ and $p_A(\mathbf{x})$ is a distribution of all the possible perceptions that can be obtained by the agent following all the possible sequences of actions, i.e.,

$$p_A(\mathbf{x}) = \sum_{\langle a_1, \dots, a_n \rangle \in A^+} p_{a_n}(\mathbf{x}|\mathbf{x}^{(n-1)}) \cdot \prod_{i=1}^{n-1} p_{a_i}(\mathbf{x}^{(i)}|\mathbf{x}^{(i-1)})$$

where A^+ is the set of finite non empty sequences of actions in A and $\mathbf{x}^{(0)}$ is the perception of the agent in the initial state. However, computing (4) analytically is very difficult. We therefore estimate (4) by random walk sampling method. Starting from an initial observation $\mathbf{x}^{(0)}$ we generate N random walks $\mathbf{a}_1, \dots, \mathbf{a}_N$, with $\mathbf{a}_i = \langle a_{i,1}, \dots, a_{i,n_i} \rangle$ and sample $\mathbf{x}^{(i)}$ from $\prod_{j=1}^{n_i} p_{a_{ij}}(\mathbf{x}_j|\mathbf{x}_{j-1})$. We approximate (4) with

$$\frac{1}{N} \sum_{k=1}^N \sum_{a \in A} KL(p_a(\mathbf{x}'|\mathbf{x}^{(k)})||p(\mathbf{x}'|\gamma(a, s^{(k)}))) \quad (5)$$

where $s^{(k)} = \operatorname{argmax}_{s \in S} f(\mathbf{x}^{(k)}, s)$ for $1 \leq k \leq n$. In our specific example, since we are working with Gaussian distributions, we have that $p_a(\mathbf{x}'|\mathbf{x}) = \mathcal{N}(\boldsymbol{\mu} = a(\mathbf{x}), \boldsymbol{\Sigma} = \boldsymbol{\Sigma}_a)$, where $a(\mathbf{x})$ is some real function that maps \mathbf{x} in the expected value $a(\mathbf{x})$ after performing the action a , and $\boldsymbol{\Sigma}_a$ is the model of the noise of the sensors/actuators associated to a . For instance, in Example 1

$$e(\langle x, y \rangle) = \begin{cases} \langle x+1, y \rangle & \text{If there are no walls} \\ & \text{between} \\ & \langle x, y \rangle \text{ ad } \langle x+1, y \rangle \\ \langle x, y \rangle & \text{Otherwise} \end{cases}$$

Furthermore, the KL divergence of Multivariate Gaussians can be computed analytically.

Experimental Evaluation

To explain and evaluate PAL and its effects depending on different parameter settings, we propose two sets of experiments. We first run PAL on Example 1 and successively we run the algorithm on a larger artificial test case. Since the paper does not focus on a specific plan generation technique, we implement our approach using a naive planner, which uses an heuristic based on the distance from the goal.

In the first experiment, the initial planning domain is shown in Figure 1 and, for different configurations of the parameters α , β , and ϵ in $\{0.0, 0.5, 1.0\}$, we run the PAL algorithm 10 times. We measure the average number of states of the final model ($|S|$), the reduction/improvement of the divergence (“% ln”) and the percentage of achieved goals (%G). The results are reported in table 1. Consider first the effects of the parameter ϵ :

- $\epsilon = 1$ prevents the creation of new states. Indeed, in all cases, no new state is created, and, as expected, the learned model is not more coherent than the initial one - the percentage of learning “% ln” ranges from a negative number (-11.7) to very low improvement (0.26). Indeed, without creating new states, PAL never understands that there are new rooms. Because of this lack of coherence, in many cases PAL does not manage to reach the goal within the given timeout (100 steps). The reason why in some cases it manages to reach the goal is simply due to the fact that, when no plan exists according to the model, then a random policy is tried, which in some cases reaches the goal by chance, due to the simple and small domain.
- $\epsilon = 0$ tends to create many new states: $|S| \in [20.2, 32.9]$. In spite of this, when $\alpha = 0$, the learning is much better than when no new states are created (“% ln” $\in [0.49, 0.54]$) and the goal is often reached. The learning gets worse by increasing α , since we learn many new states that are however scarcely connected to the states in the initial model.
- $\epsilon = 0.5$ represents a balanced situation. The number of new learned states is the right one ($|S| \approx 6$) for all the values of the other parameters. Moreover, with $\alpha = 0$ we have the best learning of a coherent model (“% ln” $= 0.72$), since we allow the update of the transition function by connecting the two new states with the four initial ones. The performance of learning smoothly decreases by increasing α to 0.5 , while it becomes low in the case of $\alpha = 1$, due to the fact that the new states are not connected with the old ones.

In the case $\alpha = 0$ and $\alpha = 0.5$, the parameter β , when it is low ($\beta = 0$), tends to decrease the amount of learning towards a coherent model, by producing the two worst results (“% ln” $= -11.17$ and -4.71) in the case $\epsilon = 1$. This is because, since we cannot learn new states, with a low β we allow the perception function to move the same old states to different positions, thus creating a rather incoherent model.

In the second set of experiments, we consider a 5×5 building with randomly generated walls completely unknown by the agent. Differently from the previous experiments, we test the capability of PAL to create a planning domain from scratch, while it is trying to achieve 10 randomly generated goals. We initialise the agent with a model containing only two states, i.e., $S = \{s_0, s_{g_0}\}$. The mean μ_{s_0} of the initial state is set to $\langle 0.5, 0.5 \rangle$, the mean of s_{g_0} of the perception function of s_{g_0} is randomly generated. The covariance matrixes Σ_{s_0} and $\Sigma_{s_{g_0}}$ are initialized to $\begin{pmatrix} .1 & 0 \\ 0 & .1 \end{pmatrix}$. The objective of the agent is to reach the goal s_{g_0} , and successively to reach other 9 goals s_{g_1}, \dots, s_{g_9} , which are also randomly generated. We run this experiment, for every combination of α , β , and ϵ in $\{0.0, 0.5, 1.0\}$. In Figure 3 we report the divergence (in the three plots on the

α	β	$\epsilon = 0.0$			$\epsilon = 0.5$			$\epsilon = 1.0$		
		$ S $	%lm	%G	$ S $	%lm	%G	$ S $	%lm	%G
0.0	0.0	21.6	0.49	100	6.0	0.72	70	4.0	-4.71	10
	0.5	24.7	0.50	90	5.9	0.72	80	4.0	-0.41	90
	1.0	20.2	0.54	90	5.9	0.72	70	4.0	0.18	90
0.5	0.0	25.8	0.19	100	5.9	0.66	80	4.0	-11.17	20
	0.5	30.7	0.15	70	5.9	0.69	80	4.0	0.26	80
	1.0	32.9	0.16	70	6.0	0.63	80	4.0	0.07	70
1.0	0.0	25.0	0.15	90	5.9	0.25	50	4.0	0.01	10
	0.5	24.4	0.18	80	5.8	0.24	80	4.0	-1.26	80
	1.0	28.5	0.16	80	6.0	0.27	100	4.0	0.00	90

Table 1: Performance of PAL on Example 1 depending on α , β , and ϵ . Results are averaged on the 10 runs.

left of the figure) and the number of states that are generated (in the three plots on the right) depending on the time used by PAL to plan, act and learn (the x axis), and depending on the parameters α , β , and ϵ . Notice that the graphs have different scales, since with a uniform scale some of the graphs would not be readable.

If $\epsilon = 1$, PAL cannot add new states to the planning model, and therefore, planning is useless, and the agent adopts a random walk strategy. Furthermore, the divergence is computed only on a single state. The consequence is that α does not have any effect, since with a single state there is no transition to revise. Instead, the value of β has the effect of (dis)allowing the change of the perception function associated to the single state s_0 . If $\beta = 1$, the perception function $f(\mathbf{x}, s_0)$ is not changed and, consequently, the divergence is constant (i.e., it takes its initial value ≈ 5000); with $\beta \neq 1$, instead, the perception function $f(\mathbf{x}, s_0)$ is updated to take into account the observations that the agent accumulates during its random walk, but after short time it converges to a constant value ≈ 13.0 .

If $\epsilon = 0$, PAL tends to generate an excessive number of states independently from α and β : We get to about 600 states in 800 seconds. In this case PAL learns a domain by decreasing significantly the divergence, which gets below 500 for all the values of α and β . It takes however a long time to complete the tasks, up to 800 seconds, because the model is uselessly accurate.

If $\epsilon = 0.5$, PAL generates a reasonable number of states. For all the values of α and β , the completion of the task requires much less time than the case of $\epsilon = 0$. The best model, i.e., the one closest to our intuition, is the one generated in the case of $\epsilon = 0.5$, $\alpha = 0.5$, and $\beta = 0$. It has indeed 25 states, each one corresponding to the 25 rooms in the building, and with transitions taking into account the walls. In this case, the divergence rapidly decreases to values below 100. Moreover, in all cases in which $\epsilon = 0.5$, we have divergences much lower than in the case $\epsilon = 0$ (please notice the different scale in the two graphs). Finally, we have lower divergences for low values of α ($\alpha = 0$ and 0.5) than in the case of $\alpha = 1$, since, as usual, $\alpha = 1$ does not allow PAL to connect the new states to the old ones.

In conclusion, the experiments show that the new formal framework allows PAL (with a very simple planning algorithm) to learn the abstract model (even from scratch) and, with a reasonable set up of the parameters, to learn coherent models in reasonable time.

Related Work

Our approach shares some similarities with the work on planning by model based reinforcement learning (RL) [13, 22, 6], especially with approaches defined on abstract discrete models. In [23] planning domains are specified in the action language \mathcal{BC} in a hierarchical reinforcement learning setting. In [19] hierarchical abstract machines impose constraints on reinforcement learning. [20] combines symbolic planning techniques with reinforcement learning. In [14] plans are generated by answer set programming, and rein-

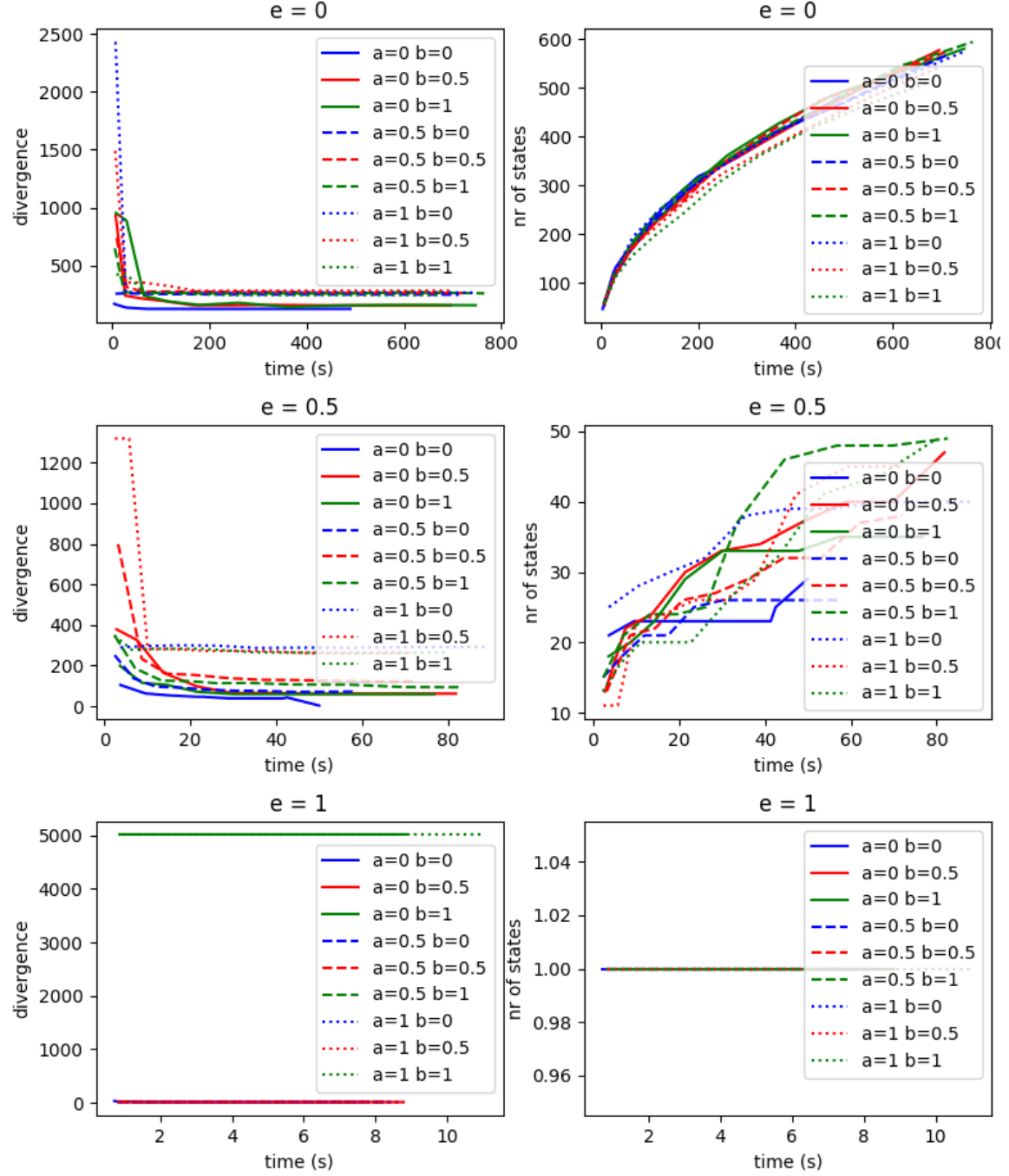


Figure 3: Experiments with 5×5 building. a , b , and e stand for α , β , and ϵ , respectively .

forcement learning allows adaptation to a changing environment. [11, 10] adopts a different approach based on model based planning to learn the planning domain directly from execution traces. All the works mentioned above assume that the set of states and the correspondence between continuous data from sensors and states are fixed a priori. Furthermore, after acting, the agent knows exactly the reached state. As a consequence there is no possibility to learn a new state, or to learn to adapt the mapping between perceptions in the real world and states. We, instead, allow to introduce new states at run-time, and to adapt the perception function.

Moreover, we have explicit parameters like α and β in the `update_trans` and `update_perc` functions that we can use to balance how much we trust in an initial model or in the model learned so far.

A complementary approach is pursued in works that plan directly in a continuous space, see, e.g., [1, 17, 4]. In this way there is no need to define a mapping such as the perception function, since there is no abstract discrete model of the world. Such approaches are very suited to address some tasks, e.g., moving a robot arm to a desired position or performing some manipulations. However, we believe that, in several situations, it is conceptually appropriate and practically efficient to perform planning in an abstract discrete state space.

Several approaches to planning for robotics (see Section 7 of [12] for a comprehensive survey) deal with the problem of planning in and learning the environment in which they operate, and they have to deal with the robot ending up in unknown and unexpected states of the world. Some of them make use of an abstract model of the world. However, none of these works provide a formalization of the mapping and of the learning mechanism as we provide in this paper.

Works on domain model acquisition focus on the different problem of learning action schema, see, e.g. [9, 15, 5, 18, 24, 16]. Finally, our work has some similarities with planning in hybrid domains (see, e.g., [3]), since we deal with a discrete model and continuous data coming from sensors. However we do not plan in a hybrid domain, since our plan generation is performed in the discrete space.

Conclusion and Future Work

We have provided a formal framework that supports the incremental construction of an abstract planning domain by learning new states and the mapping between states and real world perceptions. We have provided a planning-acting-learning algorithm that allows an agent to learn a coherent abstract planning model while planning and acting to achieve its goals. We have provided an experimental evaluation that shows how this can be obtained with different learning modalities.

In this paper we focus on deterministic domains; in the future we plan to extend our work to non-deterministic and probabilistic planning domains, e.g., by learning probability distributions on γ . Moreover we plan to integrate in our framework a state-of-the-art on-line planner, and to run experiments on more complex and realistic domains.

References

- [1] Pieter Abbeel, Morgan Quigley, and Andrew Y. Ng. Using inaccurate models in reinforcement learning. In *Machine Learning, Proceedings of the Twenty-Third International Conference (ICML 2006)*, Pittsburgh, Pennsylvania, USA, June 25-29, 2006, pages 1–8, 2006.
- [2] Christopher M. Bishop. *Pattern Recognition and Machine Learning (Information Science and Statistics)*. Springer-Verlag, Berlin, Heidelberg, 2006.

- [3] Sergiy Bogomolov, Daniele Magazzeni, Andreas Podelski, and Martin Wehrle. Planning as model checking in hybrid domains. In *Proceedings of the Twenty-Eighth AAAI Conference on Artificial Intelligence, July 27 -31, 2014, Québec City, Québec, Canada.*, pages 2228–2234, 2014.
- [4] John D. Co-Reyes, Yuxuan Liu, Abhishek Gupta, Benjamin Eysenbach, Pieter Abbeel, and Sergey Levine. Self-consistent trajectory autoencoder: Hierarchical reinforcement learning with trajectory embeddings. In *Proceedings of the 35th International Conference on Machine Learning, ICML 2018, Stockholmsmässan, Stockholm, Sweden, July 10-15, 2018*, pages 1008–1017, 2018.
- [5] Stephen Cresswell, Thomas Leo McCluskey, and Margaret Mary West. Acquiring planning domain models using *LOCM*. *Knowledge Eng. Review*, 28(2):195–213, 2013.
- [6] Hector Geffner and Blai Bonet. *A Concise Introduction to Models and Methods for Automated Planning*. Synthesis Lectures on Artificial Intelligence and Machine Learning. Morgan & Claypool Publishers, 2013.
- [7] Malik Ghallab, Dana S. Nau, and Paolo Traverso. *Automated Planning - Theory and Practice*. Elsevier, 2004.
- [8] Malik Ghallab, Dana S. Nau, and Paolo Traverso. *Automated Planning and Acting*. Cambridge University Press, 2016.
- [9] Peter Gregory and Stephen Cresswell. Domain model acquisition in the presence of static relations in the LOP system. In *Proceedings of the Twenty-Fifth International Joint Conference on Artificial Intelligence, IJCAI 2016, New York, NY, USA, 9-15 July 2016*, pages 4160–4164, 2016.
- [10] M. Henaff, W. F. Whitney, and Y. LeCun. Model-Based Planning with Discrete and Continuous Actions. *ArXiv e-prints*, 2017.
- [11] Mikael Henaff, William F. Whitney, and Yann LeCun. Model-based planning in discrete action spaces. *CoRR*, abs/1705.07177, 2017.
- [12] Félix Ingrand and Malik Ghallab. Deliberation for autonomous robots: A survey. *Artif. Intell.*, 247:10–44, 2017.
- [13] Leslie Pack Kaelbling, Michael L. Littman, and Andrew W. Moore. Reinforcement learning: A survey. *J. Artif. Intell. Res.*, 4:237–285, 1996.
- [14] Matteo Leonetti, Luca Iocchi, and Peter Stone. A synthesis of automated planning and reinforcement learning for efficient, robust decision-making. *Artif. Intell.*, 241:103–130, 2016.
- [15] Thomas Leo McCluskey, Stephen Cresswell, N. Elisabeth Richardson, and Margaret Mary West. Automated acquisition of action knowledge. In *ICAART 2009 - Proceedings of the International Conference on Agents and Artificial Intelligence, Porto, Portugal, January 19 - 21, 2009*, pages 93–100, 2009.
- [16] Neville Mehta, Prasad Tadepalli, and Alan Fern. Autonomous learning of action models for planning. In *Advances in Neural Information Processing Systems 24: 25th Annual Conference on Neural Information Processing Systems 2011. Proceedings of a meeting held 12-14 December 2011, Granada, Spain.*, pages 2465–2473, 2011.

- [17] Volodymyr Mnih, Koray Kavukcuoglu, David Silver, Andrei A. Rusu, Joel Veness, Marc G. Bellemare, Alex Graves, Martin A. Riedmiller, Andreas Fidjeland, Georg Ostrovski, Stig Petersen, Charles Beattie, Amir Sadik, Ioannis Antonoglou, Helen King, Dharshan Kumaran, Daan Wierstra, Shane Legg, and Demis Hassabis. Human-level control through deep reinforcement learning. *Nature*, 518(7540):529–533, 2015.
- [18] Kira Mourão, Luke S. Zettlemoyer, Ronald P. A. Petrick, and Mark Steedman. Learning STRIPS operators from noisy and incomplete observations. In *Proceedings of the Twenty-Eighth Conference on Uncertainty in Artificial Intelligence, Catalina Island, CA, USA, August 14-18, 2012*, pages 614–623, 2012.
- [19] Ronald Parr and Stuart J. Russell. Reinforcement learning with hierarchies of machines. In *Advances in Neural Information Processing Systems 10, [NIPS Conference, Denver, Colorado, USA, 1997]*, pages 1043–1049, 1997.
- [20] Malcolm R. K. Ryan. Using abstract models of behaviours to automatically generate reinforcement learning hierarchies. In *Machine Learning, Proceedings of the Nineteenth International Conference (ICML 2002), University of New South Wales, Sydney, Australia, July 8-12, 2002*, pages 522–529, 2002.
- [21] Richard S. Sutton. Integrated architectures for learning, planning, and reacting based on approximating dynamic programming. In *Machine Learning, Proceedings of the Seventh International Conference on Machine Learning, Austin, Texas, USA, June 21-23, 1990*, pages 216–224, 1990.
- [22] Richard S. Sutton and Andrew G. Barto. *Reinforcement learning - an introduction*. Adaptive computation and machine learning. MIT Press, 1998.
- [23] Fangkai Yang, Daoming Lyu, Bo Liu, and Steven Gustafson. PEORL: integrating symbolic planning and hierarchical reinforcement learning for robust decision-making. In *Proceedings of the Twenty-Seventh International Joint Conference on Artificial Intelligence, IJCAI 2018, July 13-19, 2018, Stockholm, Sweden.*, pages 4860–4866, 2018.
- [24] Hankz Hankui Zhuo and Subbarao Kambhampati. Action-model acquisition from noisy plan traces. In *IJCAI 2013, Proceedings of the 23rd International Joint Conference on Artificial Intelligence, Beijing, China, August 3-9, 2013*, pages 2444–2450, 2013.