

Top-K Influential Nodes in Social Networks: A Game Perspective

Yu Zhang

Key Laboratory of Machine Perception (MOE) &
Dept. of Computer Science, Peking University
Beijing, China
yuz9@illinois.edu

Yan Zhang

Key Laboratory of Machine Perception (MOE) &
Dept. of Machine Intelligence, Peking University
Beijing, China
zhy@cis.pku.edu.cn

ABSTRACT

Influence maximization, the fundamental of viral marketing, aims to find top- K seed nodes maximizing influence spread under certain spreading models. In this paper, we study influence maximization from a game perspective. We propose a Coordination Game model, in which every individual makes its decision based on the benefit of coordination with its network neighbors, to study information propagation. Our model serves as the generalization of some existing models, such as Majority Vote model and Linear Threshold model. Under the generalized model, we study the hardness of influence maximization and the approximation guarantee of the greedy algorithm. We also combine several strategies to accelerate the algorithm. Experimental results show that after the acceleration, our algorithm significantly outperforms other heuristics, and it is three orders of magnitude faster than the original greedy method.

CCS CONCEPTS

• Information systems → Data mining; • Theory of computation → Design and analysis of algorithms;

KEYWORDS

influence maximization; coordination game model; social networks; viral marketing

1 INTRODUCTION

Social networks play an important role in information diffusion. They give us the motivation to use a small subset of influential individuals in a social network to activate a large number of people. Kempe et al. [8] build a theoretical framework of influence maximization, aiming to find top- K influential nodes under certain spreading models. They discuss two popular models - Independent Cascade (IC) model and Linear Threshold (LT) model and propose a greedy algorithm with $(1 - 1/e - \epsilon)$ -approximation rate.

Easley and Kleinberg [7] divide the cause of information propagation into two categories: information effects and direct-benefit effects. Obviously, IC model and LT model belong to the former one, while we focus on the latter one. In most spreading models,

each node has two states: active and inactive. Equivalently saying, it has two choices. In our Coordination Game (CG) model, we regard information diffusion as the process of individual decision-making. As individuals make their decisions based on the benefit of coordination with their network neighbors, a particular pattern of behavior can begin to spread across the links of the network.

Influence maximization under CG model is useful in viral marketing. Let us recall the example in [8]. A company would like to market a new product, hoping it will be adopted by a large fraction of the network. The company can initially target a few influential nodes by giving them free samples of the product. Then other nodes will probably switch to using the new product because of the following two reasons: (1) They have a higher evaluation of the new product than the old one. (2) They have to coordinate with their neighbors because using different products may reduce their benefits. (e.g., people using different operating systems may have compatibility problems when working together, and users from different kinds of social media platforms cannot communicate with each other timely.) Our model describes these two reasons precisely.

In this paper, we study how to find Top- K influential nodes under CG model. We first propose our model which serves as the generalization of some well-known spreading models, such as Majority Vote model [2] and Linear Threshold model [8]. We then prove some theoretical results under CG model, including NP-hardness of the optimization problem itself and #P-hardness of computing the objective function. Then we try to find a good approximation algorithm for the problem. We embed our CG model into the scenario of *general diffusion process* [11], and prove that the objective function is monotone and submodular if and only if the *cumulative distribution function* of people's threshold is concave, in which case the greedy algorithm can return a $(1 - 1/e - \epsilon)$ -approximation solution.

As a traditional method, Kempe et al. [8] use 10,000 times of Monte Carlo simulations to approximate the objective function, but it costs too much time on large-scale networks. To accelerate our algorithm, we use two efficient heuristics - LazyForward [9] and StaticGreedy [6]. Experimental results show that our Greedy and Greedy++ algorithms can activate more nodes than other heuristics. Moreover, Greedy++ runs faster than Greedy by three orders of magnitude.

Related Work. Kempe et al. [8] first build an algorithmic framework of influence maximization by transforming it into a discrete optimization problem. After their work, a lot of efforts have been made on efficient computing methods of the objective function. Some methods aim to reduce the number of trials that need Monte Carlo simulations, such as CELF [9]. Other researchers focus on how to calculate the influence spread efficiently. For instance, Chen et al. [3, 4] use arborescences or DAGs to represent the original

Permission to make digital or hard copies of all or part of this work for personal or classroom use is granted without fee provided that copies are not made or distributed for profit or commercial advantage and that copies bear this notice and the full citation on the first page. Copyrights for components of this work owned by others than ACM must be honored. Abstracting with credit is permitted. To copy otherwise, or republish, to post on servers or to redistribute to lists, requires prior specific permission and/or a fee. Request permissions from permissions@acm.org.

SIGIR'17, August 07-11, 2017, Shinjuku, Tokyo, Japan

© 2017 Association for Computing Machinery.

ACM ISBN 123-4567-24-567/08/06...\$15.00.

https://doi.org/10.475/123_4

		v	
		A	B
u	A	p _{uA} , p _{vA}	0, 0
	B	0, 0	p _{uB} , p _{vB}

Figure 1: Payoff matrix of the coordination game.

graph. Cheng et al. propose a StaticGreedy strategy [6] and a self-consistent ranking method [5].

Morris [10] is the first to propose a coordination game model in contagion. This model is also discussed detailedly in Easley and Kleinberg's textbook [7]. We will extend this model by introducing some random factors into utility values.

2 MODEL

In a social network $G = (V, E)$, we study a situation in which each node has a choice between two behaviors, labeled A and B. If nodes u and v are linked by an edge, then there is an incentive for them to have their behaviors match. We use a game model to describe this situation. There is a coordination game on each edge $(u, v) \in E$, in which players u and v both have two strategies A and B. The payoffs are defined as follows:

- (1) if u and v both adopt strategy A, they will get payoffs $p_{uA} > 0$ and $p_{vA} > 0$ respectively;
- (2) if they both adopt strategy B, they will get payoffs $p_{uB} > 0$ and $p_{vB} > 0$ respectively;
- (3) if they adopt different strategies, they each get a payoff of 0.

The payoff matrix is shown in Figure 1.

We define the total payoff of player u as the sum of the payoffs it gets from all coordination games with its neighbors $N(u) = \{v | (u, v) \in E\}$. If u can get a higher total payoff when it adopts A than that when it adopts B, it will choose strategy A. Otherwise, it will choose strategy B.

According to the actual situation, we have the following assumptions about the payoffs:

- (1) All the p_{uA} and p_{uB} ($u \in V$) may not be equal to each other because each person in the social network values behaviors A and B differently.
- (2) p_{uA} and p_{uB} ($u \in V$) can either be constants or independent and identically distributed random variables because the cascading behaviors in networks are always considered to have determinate principles with some stochastic factors.

Suppose u knows all the choices of its neighbors: there are x_B nodes adopting B and $x_A = \deg(u) - x_B$ nodes adopting A. Obviously, u will adopt B if and only if

$$p_{uB}x_B \geq p_{uA}x_A = p_{uA}(\deg(u) - x_B), \quad (1)$$

or

$$x_B \geq \frac{p_{uA}}{p_{uA} + p_{uB}} \deg(u) = \delta_u \deg(u), \quad \delta_u \in [0, 1]. \quad (2)$$

Influence Maximization Problem. Suppose now the market is dominated by A (i.e., all of the nodes in the network choose A). Given

a constant k , we want to find a seed set $S_0 \subseteq V$, $|S_0| \leq k$. Initially, we let each node in S_0 adopt B (and they will never change their choices again). Time then runs forward in unit steps. In each step, each node decides whether to switch from strategy A to strategy B according to the payoff-maximization principle. We can regard the evolution of nodes' choices as a spreading process of B in the network. The spread of behavior B will finally stop in at most $n = |V|$ steps.

We define $S_i = \{u \in V | u \text{ adopts B in step } i\}$ ($i = 1, 2, \dots, n$). Our objective function is (the expectation of) the nodes affected by B at last, or

$$\sigma(S_0) = \mathbb{E}_{\{p_{uA}, p_{uB} | u \in V\}}[|S_n|] = \mathbb{E}_{\{\delta_u | u \in V\}}[|S_n|]. \quad (3)$$

Our purpose is to maximize $\sigma(S_0)$ subject to $|S_0| \leq k$.

The CG model can be regarded as the generalization of the following two well-known spreading models.

Majority Vote Model. Suppose all the p_{uA} ($u \in V$) are constants and are equal to each other. So are all the p_{uB} ($u \in V$). Equivalently, let

$$p_A = p_{uA}, \quad p_B = p_{uB}, \quad \delta = \delta_u = \frac{p_A}{p_A + p_B}, \quad \forall u \in V. \quad (4)$$

δ is a constant threshold same to every nodes. When $p_A = p_B$, or $\delta = \frac{1}{2}$, the spreading model is called Majority Vote model, which is extensively studied in [2].

Linear Threshold Model. If we set $p_{uA} = 1$ and let p_{uB} follow a continuous power-law distribution, i.e., the *probabilistic density function* of p_{uB} is

$$f_B(x) = \frac{\alpha}{(x+1)^\gamma} (x \geq 0), \quad (5)$$

$$\text{where } \gamma > 1 \text{ and } \alpha = \frac{1}{\int_0^\infty \frac{1}{(x+1)^\gamma} dx} = \gamma - 1,$$

then $\forall 0 \leq x \leq 1$,

$$\begin{aligned} \Pr[\delta_u \leq x] &= \Pr\left[\frac{1}{1 + p_{uB}} \leq x\right] = \Pr[p_{uB} \geq 1/x - 1] \\ &= \int_{1/x-1}^{+\infty} f_B(t) dt = -(t+1)^{-\gamma+1} \Big|_{1/x-1}^{+\infty} = x^{\gamma-1}. \end{aligned} \quad (6)$$

If $\gamma = 2$, we will have $\delta_u \sim U[0, 1]$. This is the famous Linear Threshold model where the weight on each edge adjacent to node u is $1/\deg(u)$ (i.e., $b_{vu} = \frac{1}{\deg(u)}$, $\forall u, v \in V$).

Hardness. Under CG model, we have the following hardness result.

THEOREM 2.1. (1) Influence maximization under CG model is NP-hard. (2) Computing the objective function under CG model is #P-hard.

PROOF. (1) Chen [2] proves the NP-hardness of Influence Maximization under Majority Vote model with $\delta = \frac{1}{2}$, which is enough to demonstrate the first result.

(2) Chen et al. [4] prove it is #P-hard to compute exact influence in general networks under LT model. They use the settings that $b_{vu} = \text{const}$, $\forall u, v \in V$ in their proof. We modify the proof and get the hardness result under our settings.¹ We reduce this problem from the problem of counting simple paths in a directed graph. Given a directed graph $G = (V, E)$, counting the total number of simple paths in G is #P-hard [13]. Let $n = |V|$ and $D = \max_{v \in V} \deg_{in}(v)$.

¹Note that $b_{vu} = \text{const}$ is not a special case of CG model.

From G , we construct $n + 1$ graphs G_1, G_2, \dots, G_{n+1} . To get G_i ($1 \leq i \leq n + 1$), we first add $D + i - \deg_{in}(v)$ “branching nodes” linking to node v for all $v \in V$. And then we add a node s linking to all nodes in V . Thus each node in G_i has $D + i + 1$ in-links except “branching nodes” and s .

According to our assumption, the weight on each edge in G_i is $w_i = \frac{1}{D+i+1}$. Let $S_0 = \{s\}$ and \mathcal{P} denote the set of all simple paths starting from s in G_i . (Note that \mathcal{P} is identical in all G_i because “branching nodes” are unreachable from s .) According to [4], we have

$$\sigma_{G_i}(S_0) = \sum_{\pi \in \mathcal{P}} \prod_{e \in \pi} w_i, \quad (1 \leq i \leq n + 1), \quad (7)$$

where $\sigma_{G_i}(S_0)$ means $\sigma(S_0)$ in G_i . Let B_j be the set of simple paths of length j in \mathcal{P} ($0 \leq j \leq n$). We have

$$\sigma_{G_i}(S_0) = \sum_{j=0}^n \sum_{\pi \in B_j} \prod_{e \in \pi} w_i = \sum_{j=0}^n \sum_{\pi \in B_j} w_i^j = \sum_{j=0}^n w_i^j |B_j|. \quad (8)$$

We want to solve these $n + 1$ linear equations with $n + 1$ variables $|B_0|, |B_1|, \dots, |B_n|$. Since the coefficient matrix is a Vandermonde matrix, $(|B_0|, |B_1|, \dots, |B_n|)$ is unique and easy to compute.

Finally, we notice that for each $j = 1, 2, \dots, n$, there is a one-to-one correspondence between paths in B_j and simple paths of length $j - 1$ in G . Therefore, $\sum_{j=1}^n |B_j|$ is the total number of simple paths in G . We complete our reduction. \square

3 ALGORITHMS

Submodularity. To find a greedy algorithm with an approximation guarantee, the submodularity of the objective function is necessary. We first recall the general diffusion process defined by Mossel and Roch in [11].

Suppose each node v in the social network $G = (V, E)$ has a threshold $\theta_v \sim U[0, 1]$ i.i.d and a “local” spreading function $f_v : 2^V \rightarrow [0, 1]$. Initially there is a seed set $S_0 \subseteq V$. In each step $t \geq 1$,

$$S_t = S_{t-1} \cup \{v | v \in V - S_{t-1} \wedge f_v(S_{t-1}) \geq \theta_v\}. \quad (9)$$

The spreading process will stop in at most $n = |V|$ steps. So the objective function is $\sigma(S_0) = \mathbb{E}_{\{\theta_u | u \in V\}} [|S_n|]$.

We can embed our model into the scenario of the general diffusion process.

Let F_δ be the cumulative distribution function of δ_u . Since $\delta_u \in [0, 1]$, we have $F_\delta(0) = 0$ and $F_\delta(1) = 1$. $\forall v$ and S , let

$$\theta_v = F_\delta(\delta_v) \text{ and } f_v(S) = F_\delta\left(\frac{|S \cap N(v)|}{\deg(v)}\right). \quad (10)$$

Suppose F_δ is continuous and strictly monotone increasing in $[0, 1]$, then F_δ^{-1} exists, and $\forall x \in [0, 1]$,

$$\Pr[F_\delta(\delta_v) \leq x] = \Pr[\delta_v \leq F_\delta^{-1}(x)] = F_\delta(F_\delta^{-1}(x)) = x. \quad (11)$$

So $F_\delta(\delta_v) \sim U[0, 1]$. Therefore

$$\begin{aligned} f_v(S) \geq \theta_v &\iff F_\delta\left(\frac{|S \cap N(v)|}{\deg(v)}\right) \geq \theta_v \\ &\iff |S \cap N(v)| \geq F_\delta^{-1}(\theta_v) \deg(v) \\ &\iff |S \cap N(v)| \geq \delta_v \deg(v). \end{aligned} \quad (12)$$

LEMMA 3.1. *Suppose F_δ is continuous and strictly monotone increasing in $[0, 1]$, f_v is monotone and submodular for any node v in any graph) **iff** F_δ is concave in $[0, 1]$.*

PROOF. (\Leftarrow) If F_δ is concave in $[0, 1]$, let $g_v(S) = \frac{|S \cap N(v)|}{\deg(v)}$, which is a modular function. It is easy to prove that the composition of a concave function and a modular function is submodular. Therefore $f_v = F_\delta \circ g_v$ is also monotone and submodular.

(\Rightarrow) If F_δ is not concave in $[0, 1]$, then $\exists a, b, \lambda \in [0, 1]$ such that

$$\lambda F_\delta(a) + (1 - \lambda) F_\delta(b) > F_\delta(\lambda a + (1 - \lambda)b). \quad (13)$$

Since F_δ is (uniformly) continuous and bounded, if we pick up three rational numbers $\frac{N_1}{M}$, $\frac{N_2}{M}$ and $\frac{p}{q}$ which are very close to a, b, λ respectively, we will have

$$\frac{p}{q} F_\delta\left(\frac{N_1}{M}\right) + \frac{q-p}{q} F_\delta\left(\frac{N_2}{M}\right) > F_\delta\left(\frac{N_1 p + N_2 (q-p)}{Mq}\right) = F_\delta\left(\frac{N_3}{Mq}\right). \quad (14)$$

Let $X_i = (\frac{i}{Mq}, F_\delta(\frac{i}{Mq}))$ be the points on the curve of F_δ ($i = N_1 q, \dots, N_2 q$) and l_0 be the line across $X_{N_1 q}$ and $X_{N_2 q}$. We know that X_{N_3} is below l_0 . Therefore $\exists K_1 \leq N_3 - 1$ and $K_2 \geq N_3$ such that

(1) X_{K_1} is above or in l_0 while X_{K_1+1} is below l_0 .

(2) X_{K_2} is below l_0 while X_{K_2+1} is above or in l_0 .

Let l_1 be the line across X_{K_1} and X_{K_1+1} and let l_2 be the line across X_{K_2} and X_{K_2+1} . We know that $k(l_1) < k(l_0) < k(l_2)$, where $k(\cdot)$ is the slope of the line.

Assume there is a node v with Mq neighbors. Let S be the set of v 's K_1 neighbors and T be the set of v 's K_2 neighbors, where $S \subset T$. There is another neighbor $u \notin T$. Therefore

$$\begin{aligned} f_v(T \cup \{u\}) - f_v(T) &= F_\delta\left(\frac{K_2 + 1}{Mq}\right) - F_\delta\left(\frac{K_2}{Mq}\right) = \frac{k(l_2)}{Mq} \\ &> \frac{k(l_1)}{Mq} = F_\delta\left(\frac{K_1 + 1}{Mq}\right) - F_\delta\left(\frac{K_1}{Mq}\right) = f_v(S \cup \{u\}) - f_v(S), \end{aligned} \quad (15)$$

which violates the submodularity of f_v . \square

It is not difficult to understand Lemma 3.1 intuitively because submodularity can be considered as a kind of concavity. F_δ being concave in $[0, 1]$ means that the distribution of people's threshold has a positive skewness, or people tend to have a higher evaluation of new products than old ones. This assumption is reasonable in some cases (e.g., the mobile phone market). F_δ being continuous and strictly monotone increasing in $[0, 1]$ is a technical assumption instead of an essential one. We define these two assumptions as the *concave threshold property*.

For the general diffusion process, Mossel and Roch [11] have proved that $\sigma(S_0)$ is monotone and submodular if and only if f_v is monotone and submodular for any $v \in V$. Using this result and Lemma 1, we can get Theorem 2 immediately.

THEOREM 3.2. *$\sigma(S_0)$ is monotone and submodular **iff** F_δ satisfies the concave threshold property.*

Theorem 2 provides a strong tool to judge the objective function's submodularity under certain spreading models. For example, under Majority Vote model, $\sigma(S_0)$ is not submodular because $F_\delta(x) = \mathbb{I}(x \geq \delta)$ is not concave in $[0, 1]$, where $\mathbb{I}(\cdot)$ is the indicator function. In contrast, under Linear Threshold model, $\sigma(S_0)$ is submodular because $F_\delta(x) = x$ is concave in $[0, 1]$.

Up till now, we have proved the monotonicity and submodularity of the objective function under CG model with some necessary assumptions. Using the result in [8], the greedy algorithm given in Algorithm 1 (Greedy) returns a $(1 - 1/e - \epsilon)$ -approximate solution.

Algorithm 1 Greedy(k, σ)

```
1: initialize  $S_0 = \emptyset$ 
2: for  $i = 1$  to  $k$  do
3:   select  $u = \operatorname{argmax}_{v \in V - S_0} (\sigma(S_0 \cup \{v\}) - \sigma(S_0))$ 
4:    $S_0 = S_0 \cup \{u\}$ 
5: end for
6: output  $S_0$ 
```

Algorithm 2 Greedy++(k, σ, R')

```
1: initialize  $S_0 = \emptyset$ 
2: for  $i = 1$  to  $R'$  do
3:   generate the threshold  $\delta_v$  ( $\forall v \in V$ ) for snapshot  $G_i$ 
4: end for
5: for all  $v \in V$  do
6:    $\Delta_v = +\infty$  //initialize the marginal gain of each node
7: end for
8: for  $i = 1$  to  $k$  do
9:   for all  $v \in V - S_0$  do
10:     $cur_v = false$ 
11:   end for
12:   while true do
13:     $u = \operatorname{argmax}_{v \in V - S_0} \Delta_v$  //maintain a priority queue
14:    if  $cur_u$  then
15:       $S_0 = S_0 \cup \{u\}$ 
16:      break
17:    else
18:       $\Delta_u = \frac{1}{R'} \sum_{i=1}^{R'} (\sigma_{G_i}(S_0 \cup \{u\}) - \sigma_{G_i}(S_0))$ 
19:      reinsert  $u$  into the priority queue and heapify
20:       $cur_u = true$ 
21:    end if
22:   end while
23: end for
24: output  $S_0$ 
```

The algorithm simply selects seed nodes one by one, and each time it always selects the node that provides the largest marginal gain of the objective function.

Speeding-Up Algorithm. Due to the hardness of computing $\sigma(S_0)$, we use two efficient heuristics - LazyForward [9] and StaticGreedy [6] to accelerate our algorithm.

We maintain a priority queue. When finding the next node, we go through the nodes in decreasing order of their marginal gain. If the marginal gain of the top node has not been updated, we recompute it and insert it into the priority queue again. The correctness of this lazy procedure can be guaranteed due to the submodularity of the objective function.

Instead of conducting a huge number of Monte Carlo simulations each time, we generate a rather small number of snapshots G_i ($i = 1, 2, \dots, R'$) at the very beginning. In all the iterations, we run simulations on these snapshots and use the average number of influenced nodes $\frac{1}{R'} \sum_{i=1}^{R'} \sigma_{G_i}(S_0)$ to estimate the objective function $\sigma(S_0)$.

We name the accelerated algorithm as Greedy++.

4 EXPERIMENTS

To test the effectiveness and efficiency of our Greedy and Greedy++ algorithms, we conduct experiments on three real-world networks and compare our algorithms with other existing heuristics.

Datasets. The three real-world datasets include two collaboration networks NetHEPT and NetPHY², and one online social network Epinions³. We summarize the statistical information of the these datasets in Table 1.

Table 1: Statistical information of three datasets.

Datasets	$ V $	$ E $	Type
NetHEPT	15,233	58,991	Undirected
NetPHY	37,154	231,584	Undirected
Epinions	75,879	508,837	Directed

Algorithms. A total of five algorithms are tested. Besides Greedy and Greedy++ proposed in this paper, we use other three heuristic algorithms as benchmark methods.

(1) PageRank chooses nodes with the largest PageRank value. For directed networks, influential nodes are considered to have a large number of out-links, while nodes with high PageRank values are considered to have lots of in-links. Therefore, in Epinions, we first change the direction of all edges in the graph and then run PageRank. We use $\alpha = 0.9$ as the random jump parameter.

(2) Degree chooses nodes with the largest out-degree.

(3) Random chooses nodes at random.

There are several other efficient algorithms to solve influence maximization under IC model or LT model, such as PMIA [3], LDAG [4] and IMM [12]. However, they cannot be applied in CG model directly, and we will not put them into the comparison.

Effectiveness. We first compare the effectiveness of Greedy and Greedy++ with other algorithms by showing influence spread (i.e., $|S_n|$) of the obtained seed set.

In our CG model, the distribution of δ_u can be various. We run influence maximization algorithms under four different spreading models where δ_u is X , X^2 , \sqrt{X} and 0.5, respectively ($X \sim U[0, 1]$). Accordingly, the distribution function $F_\delta(x)$ is x , \sqrt{x} , x^2 and $\mathbb{1}(x \geq 0.5)$.

Figure 2 shows our experimental results on NetHEPT. In Figure 2, Greedy++ consistently performs on par with Greedy and significantly outperforms other heuristic algorithms in all cases. According to Theorem 3.2, the first two cases are submodular, while the other two are not. However, our experimental results indicate that Greedy and Greedy++ still perform well in the non-submodular cases. In two larger graphs NetPHY and Epinions, we get similar experimental results, which are shown in Figures 3(a) and 3(b).

Note that PageRank and Degree perform worse in nonlinear threshold cases than they do in the linear case. The reason can be explained as follows:

In the linear case, consider a random walk. It can start with any node v in the graph. In each step, it randomly moves toward an "in-degree" neighbor (which means the movement is reverse to the direction of the edge). The random walk will not stop until one

²<http://research.microsoft.com/en-us/people/weic/graphdata.zip>

³<http://snap.stanford.edu/data>

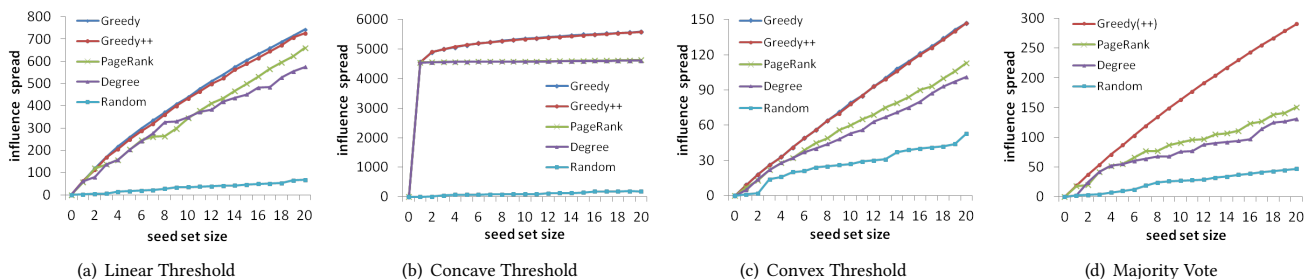


Figure 2: Influence spread of various algorithms in NetHEPT, with different distribution of δ_u . ($X \sim U[0, 1]$.) (a) $\delta_u = X$ (submodular). (b) $\delta_u = X^2$ (submodular). (c) $\delta_u = \sqrt{X}$ (nonsubmodular). (d) $\delta_u = 0.5$ (nonsubmodular).

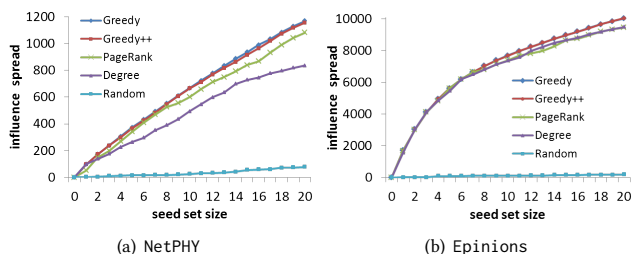


Figure 3: Influence spread of various algorithms in (a) NetPHY and (b) Epinions. ($F_\delta(x) = x$.)

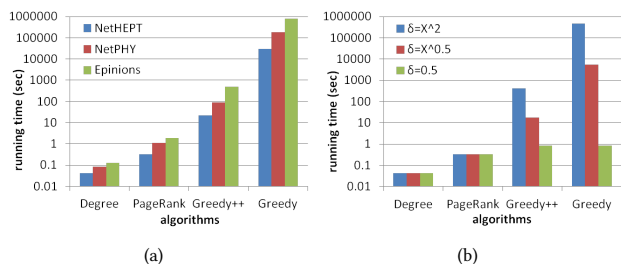


Figure 4: (a) Running time of various algorithms on three datasets. ($F_\delta(x) = x$.) (b) Running time of various algorithms in NetHEPT, with different distribution of δ_u . ($X \sim U[0, 1]$.)

node has been visited twice. Note that this kind of random walk is very similar to the one in PageRank except the stop condition. Borgs et al. [1] define the set of the nodes which are visited during the random walk as the *RR (Reverse Reachable) Set* for v , and they prove that in the linear threshold case, the set cover problem of RR sets is equivalent to the influence maximization problem. Therefore, the probability that a node is included in the RR sets reflects its influence power. This fact explains why PageRank (or the “inverse random walk”) is useful.

In contrast, in nonlinear cases such as Figure 2(b), since most nodes in the network have a low threshold, the first person we select can affect a wide range of nodes. When we want to choose other influential nodes, PageRank and Degree tend to select “central” nodes with high degree. However, most of the “central” nodes can easily be affected from the first node. (Because in an undirected graph, nodes with larger “out-degree” also have larger “in-degree”, or more chances to be affected.) Thus, these “central” nodes are no

longer useful in the spreading process after the most influential node being selected.

Efficiency. We now test the running time of these algorithms. Figure 3 shows our experimental results.

As we expected, Greedy++ runs consistently faster than Greedy, with more than three orders of magnitude speedup. For example, in the linear threshold case, it takes Greedy more than 9 days to get the top-20 influential nodes in Epinions while Greedy++ only requires 8 minutes.

In the concave threshold case, Greedy++ spends more time because δ_u is small and the influence spread tends to be wide. But it is worthwhile because the strategies only finding “central nodes” no longer work in this case (see Figure 2(b)). In Majority Vote model, the efficiency of the greedy algorithm dramatically rises because the estimation of influence spread becomes easy.

5 CONCLUSIONS

In this paper, we have discussed how to find top- K influential nodes in social networks under a game theoretic model. We show the hardness of the optimization problem itself, as well as the hardness of calculating the objective function. We prove the approximation guarantee of the greedy algorithm under necessary assumptions. We also accelerate our algorithm with the combination of Lazy-Forward and StaticGreedy. Our experimental results demonstrate that Greedy++ matches Greedy in the spreading effect while significantly reducing running time, and it outperforms other heuristic algorithms such as MaxDegree and PageRank.

REFERENCES

- [1] C. Borgs, M. Brautbar, J. Chayes, and B. Lucier. Maximizing social influence in nearly optimal time. In *SODA'14*, pages 946–957. SIAM, 2014.
- [2] N. Chen. On the approximability of influence in social networks. In *SODA'09*, pages 1029–1037. SIAM, 2009.
- [3] W. Chen, C. Wang, and Y. Wang. Scalable influence maximization for prevalent viral marketing in large-scale social networks. In *KDD'10*, pages 1029–1038. ACM, 2010.
- [4] W. Chen, Y. Yuan, and L. Zhang. Scalable influence maximization in social networks under the linear threshold model. In *ICDM'10*, pages 88–97. IEEE, 2010.
- [5] S. Cheng, H. Shen, J. Huang, W. Chen, and X. Cheng. Imrank: Influence maximization via finding self-consistent ranking. In *SIGIR'14*, pages 475–484. ACM, 2014.
- [6] S. Cheng, H. Shen, J. Huang, G. Zhang, and X. Cheng. Staticgreedy: solving the scalability-accuracy dilemma in influence maximization. In *CIKM'13*, pages 509–518. ACM, 2013.
- [7] D. Easley and J. Kleinberg. *Networks, crowds, and markets: Reasoning about a highly connected world*. Cambridge University Press, 2010.
- [8] D. Kempe, J. Kleinberg, and É. Tardos. Maximizing the spread of influence through a social network. In *KDD'03*, pages 137–146. ACM, 2003.

- [9] J. Leskovec, A. Krause, C. Guestrin, C. Faloutsos, J. VanBriesen, and N. Glance. Cost-effective outbreak detection in networks. In *KDD'07*, pages 420–429. ACM, 2007.
- [10] S. Morris. Contagion. *The Review of Economic Studies*, 67:57–78, 2000.
- [11] E. Mossel and S. Roch. Submodularity of influence in social networks: From local to global. *SIAM Journal on Computing*, 39(6):2176–2188, 2010.
- [12] Y. Tang, Y. Shi, and X. Xiao. Influence maximization in near-linear time: a martingale approach. In *SIGMOD'15*, pages 1539–1554. ACM, 2015.
- [13] L. G. Valiant. The complexity of enumeration and reliability problems. *SIAM Journal on Computing*, 8:410–421, 1979.