

# Neural Variational Hybrid Collaborative Filtering

Teng Xiao  
Sun Yat-Sen University  
xiaot25@mail2.sysu.edu.cn

Hong Shen  
Sun Yat-Sen University  
shenh3@mail.sysu.edu.cn

Shangsong Liang  
Sun Yat-Sen University  
liangshs5@mail.sysu.edu.cn

Zaiqiao Meng  
Sun Yat-Sen University  
zqmeng@aliyun.com

## ABSTRACT

Collaborative Filtering (CF) is one of the most used methods for Recommender System. Because of the Bayesian nature and non-linearity, deep generative models, e.g. Variational Autoencoder (VAE), have been applied into CF task, and have achieved great performance. However, most VAE-based methods suffer from matrix sparsity and consider the prior of users' latent factors to be the same, which leads to poor latent representations of users and items. Additionally, most existing methods model latent factors of users only and but not items, which makes them not be able to recommend items to a new user. To tackle these problems, we propose a Neural Variational Hybrid Collaborative Filtering, NVHCF. Specifically, we consider both the generative processes of users and items, and the prior of latent factors of users and items to be *side information-specific*, which enables our model to alleviate matrix sparsity and learn better latent representations of users and items. For inference purpose, we derived a Stochastic Gradient Variational Bayes (SGVB) algorithm to analytically approximate the intractable distributions of latent factors of users and items. Experiments conducted on two large datasets have showed our methods significantly outperform the state-of-the-art CF methods, including the VAE-based methods.

## 1 INTRODUCTION

Recommendation system (RS) is of paramount importance in social networks and e-commerce platforms. For instance, ~60% of videos recommended in YouTube receive clicks [4]. RS aims at inferring users' preferences over items by utilizing their previous interactions. Collaborative Filtering (CF) is one of the most used approaches. Most traditional CF methods are based on matrix factorization (MF) [20, 26]. However, these methods suffer from matrix sparsity problem and can not capture the non-linearity relationship between users and items. To tackle matrix sparsity problem, many CF methods such as hybrid CF methods that incorporate side information, i.e., users' feature and items' content information into traditional MF. To extract more latent factors of side information, some previous works use different models, e.g., Latent Dirichlet Allocation (LDA) [27], denoising auto-encoder [28] and marginalized denoising auto-encoder [17] to model side information of users and items. However, as discussed in [10], these methods use inner product to model interactions between users and items, which limits them to be powerful to capture non-linearity. To model non-linear interaction, many methods directly use neural networks to model

these interactions, such as Neural Collaborative Filtering (NCF) [10], Neural Factorization Machine (NFM) [8] and DeepFM [7], which have shown promising performance.

Because of the bayesian nature and the non-linearity of deep generative models [15], some recent methods such as VAE-CF [19], Collaborative Variational Autoencoder (CVAE)[18] have applied deep generative models such as Variational Autoencoder (VAE) [15] to the CF task. Despite the effectiveness of these methods for CF, they suffer from these problems: (1) They only utilize user-item feedback matrix, resulting in poor performance when the matrix is very sparse. (2) They worked through modeling users' behavior, which makes them can not recommend a item to a new user. (3) They choose the same Gaussian prior for all users, which leads to very poor latent representations of users and items [12]. (4) Directly using inner product to model interaction hinders them to learn non-linear interactions between users and items.

Accordingly, we solve the aforementioned problems by proposing a unified neural variational inference framework for hybrid CF. Unlike many existing VAE-based methods that model users' or items' generative process, we model the generative process from views of users and items through a unified neural variational model, which enables it to still work well for a new user or a new item. We consider the priors of latent factors of users and items to be conditioned on their side information through a neural network. The parameters of prior neural network are learned from data, leading to the fact that it is able to embed users' better preferences and items' features into latent factors of users and items, respectively, and alleviate matrix sparsity problem. For inferring the posterior of latent factors of users and items, we derived a Stochastic Gradient Variational Bayes (SGVB) algorithm to infer these posterior, which makes the parameters of our model can be effectively learned by back-propagation. To sum up, our main contributions are as follows:

- We proposed a novel neural variational inference framework to effectively learn nonlinear latent representations of users and items for hybrid CF. To the best of our knowledge, we are the first to model both users' and items' generative process through a unified deep generative model.
- We incorporated side information of users and items into their latent factors through a conditional prior ways, which makes our model can alleviate matrix sparsity problem and model better latent representations of users and items.
- We derived tractable variational evidence lower bounds for our proposed model and devised a neural network to infer latent factors of users and items.

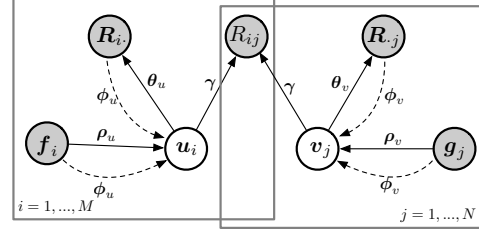
- We systematically conducted experiments on MovieLen-100K, MovieLen-1M and Lastfm three datasets. Experimental results showed that our NVHCF model outperforms state-of-the-art CF methods.

## 2 RELATED WORK

In recent years, deep learning has achieved tremendous achievements in various fields. Due to the powerful abilities of neural networks to discover non-linear, subtle relationships in complex data for CF, many researchers utilize neural networks to address the task of CF. To incorporate item content information into latent factors of items, Wang et al. proposed collaborative deep learning (CDL) to integrate stacked denoising autoencoder (SDAE) into probabilistic matrix factorization (MF). Li et al. proposed Deep Collaborative Filtering Framework, which is a general framework for unifying deep learning approaches with CF. Recently, Dong et al. proposed the additional stacked denoising autoencoder (aSDAE) to incorporate side information into MF. Lee et al. proposed Collaborative Variational Autoencoder (CVAE), which uses VAE to incorporate item content information into MF. Since the above methods use inner product to model the interaction of users and items, they are not able to capture the complex structure of the interaction data between users and items. He et al. proposed Neural Collaborative Filtering (NCF), which uses neural network to model interaction between users and items. Due to the effectiveness of NCF, some NCF-based methods have been proposed, e.g., A<sup>3</sup>NCF [3] and out-product neural collaborative filtering (ONCF) [9]. To incorporate side information and further improve recommendation performance, Wide & Deep network [2] and DeepFM [7] have been proposed. Due to the Bayesian nature and non-linearity of deep generative model, some existing works utilize deep generative models to address the task of CF. Wang et al. proposed Information Retrieval GAN (IRGAN), which is the first model to apply GAN to the field of information retrieval. IRGAN shows satisfactory results on item recommendation. Liang et al. (2018) directly utilize VAE for CF.

## 3 PROBLEM DEFINITION AND NOTATIONS

Before we describe our method, NVHCF, we briefly introduce the collaborative filtering with implicit feedback problem and some notations. We denote user-item feedback matrix by  $\mathbf{R} \in \mathbb{R}^{M \times N}$ , where  $M$  and  $N$  are the total number of users and items, respectively. Specifically, we use  $R_{ij}$  to represent the  $(i,j)$ -entry of  $\mathbf{R}$ . For implicit feedback,  $R_{ij} = 1$  indicates that the  $i$ -th user has interacted with the  $j$ -th item and otherwise,  $R_{ij} = 0$ .  $\mathbf{F} \in \mathbb{R}^{P \times M}$  and  $\mathbf{G} \in \mathbb{R}^{Q \times N}$  are the side information matrices of all users and items, respectively, with  $P$  and  $Q$  being the dimensions of each user's and item's side information, respectively.  $\mathbf{U} = [\mathbf{u}_1, \dots, \mathbf{u}_M] \in \mathbb{R}^{D \times M}$  and  $\mathbf{V} = [\mathbf{v}_1, \dots, \mathbf{v}_N] \in \mathbb{R}^{D \times N}$  are the two rank matrices serving for users and items, respectively, with  $D$  denoting the dimensions of latent factor space. For convenient discussion, we represent each user  $i$ 's rating scores including the missing/unobserved ones over all items as  $\mathbf{R}_i = [R_{i1}, \dots, R_{iN}] \in \mathbb{R}^{N \times 1}$ , where  $R_{ij}$  is an element in  $\mathbf{R}$ . Similarly, we represent each item  $j$ 's rating scores from all users including those who do not provide rating for  $j$  as



**Figure 1: Graphical model of proposed NVHCF. Solid and dashed lines represent generative and inference process, respectively. Gray and white nodes represent observed variables and latent variables, respectively. The symbols corresponding to lines denote the parameters of neural network.**

$\mathbf{R}_j = [R_{1j}, \dots, R_{Mj}] \in \mathbb{R}^{M \times 1}$ . We call  $\mathbf{R}_i$  and  $\mathbf{R}_j$  as the collaborative information of user  $i$  and item  $j$ , respectively. Obviously, our task is to infer each user's and item's latent factors,  $\mathbf{u}_i$  and  $\mathbf{v}_j$  through  $\mathbf{R}$ ,  $\mathbf{F}$  and  $\mathbf{G}$  to predict the missing  $R_{ij}$ .

## 4 THE PROPOSED METHOD

In this section, we first present our neural variational hybrid collaborative filtering model, abbreviated as NVHCF, the probabilistic graphic model of which is shown in Figure 1.

### 4.1 Neural Variational Hybrid Collaborative Filtering

Most CF methods [19, 29] assume that the prior distributions of user latent factor  $\mathbf{u}_i$  and item latent factor  $\mathbf{v}_j$  are standard Gaussian distributions and predict rating only through user-item feedback matrix. Recently, incorporating different priors into VAE has achieved promising performance [21, 30]. In our model, to further enhance the performance, besides the feedback matrix, we believe that the user's side information  $\mathbf{f}_i$  can also positively contribute to the inference of his latent factor  $\mathbf{u}_i$ . Similarly, for better inferring the  $j$ -th item's latent factor  $\mathbf{v}_j$ , we also fully utilize the item's side information  $\mathbf{g}_j$ . Unlike most MF methods [1, 14, 28] that incorporate side information via linear regression, in order to get more subtle latent relations and embed side information into latent factors of users and items, we consider that the conditional prior  $p(\mathbf{u}_i | \mathbf{f}_i)$  and  $p(\mathbf{v}_j | \mathbf{g}_j)$  are *side information-specific* latent Gaussian distributions such that we have  $p(\mathbf{u}_i | \mathbf{f}_i) = \mathcal{N}(\boldsymbol{\mu}_u(\mathbf{f}_i), \boldsymbol{\Sigma}_u(\mathbf{f}_i))$  and  $p(\mathbf{v}_j | \mathbf{g}_j) = \mathcal{N}(\boldsymbol{\mu}_v(\mathbf{g}_j), \boldsymbol{\Sigma}_v(\mathbf{g}_j))$ , where

$$\boldsymbol{\mu}_u(\mathbf{f}_i) = F_{\boldsymbol{\mu}_u}(\mathbf{f}_i), \boldsymbol{\Sigma}_u(\mathbf{f}_i) = \text{diag}(\exp(F_{\boldsymbol{\delta}_u}(\mathbf{f}_i))), \quad (1)$$

$$\boldsymbol{\mu}_v(\mathbf{g}_j) = G_{\boldsymbol{\mu}_v}(\mathbf{g}_j), \boldsymbol{\Sigma}_v(\mathbf{g}_j) = \text{diag}(\exp(G_{\boldsymbol{\delta}_v}(\mathbf{g}_j))), \quad (2)$$

where  $F_{\boldsymbol{\mu}_u}(\cdot)$ ,  $F_{\boldsymbol{\delta}_u}(\cdot)$ , are the two highly non-linear functions parameterized by  $\boldsymbol{\mu}_u$  and  $\boldsymbol{\delta}_u$  in the neural network, i.e., the user prior network, serving for all users, and  $G_{\boldsymbol{\mu}_v}(\cdot)$  and  $G_{\boldsymbol{\delta}_v}(\cdot)$  are the two non-linear ones parameterized by  $\boldsymbol{\mu}_v$  and  $\boldsymbol{\delta}_v$  in another neural network, i.e., the item prior network, serving for all items, respectively. For simplicity, note that we set  $\boldsymbol{\rho}_u = \{\boldsymbol{\mu}_u, \boldsymbol{\delta}_u\}$ ,  $\boldsymbol{\rho}_v = \{\boldsymbol{\mu}_v, \boldsymbol{\delta}_v\}$ ,  $F_{\boldsymbol{\mu}_u}(\mathbf{f}_i) = \boldsymbol{\mu}_{u_i}$ ,  $\exp(F_{\boldsymbol{\delta}_u}(\mathbf{f}_i)) = \boldsymbol{\delta}_{u_i}$ ,  $F_{\boldsymbol{\mu}_v}(\mathbf{g}_j) = \boldsymbol{\mu}_{v_j}$  and  $\exp(F_{\boldsymbol{\delta}_v}(\mathbf{g}_j)) = \boldsymbol{\delta}_{v_j}$ .

For the  $i$ -th user's collaborative information,  $\mathbf{R}_i$ , we believe that user's latent factor  $\mathbf{u}_i$  can potentially affect user collaborative information  $\mathbf{R}_i$ . Then we consider  $\mathbf{R}_i$  to be generated from user latent factor  $\mathbf{u}_i$ , and governed by the parameter  $\theta_u$  in the generative network such that we have:

$$\mathbf{R}_i \sim p_{\theta_u}(\mathbf{R}_i|\mathbf{u}_i). \quad (3)$$

Similarly, the  $j$ -th item's collaborative information,  $\mathbf{R}_j$ , is generated from item latent factor  $\mathbf{v}_j$ , and is governed by the parameter  $\theta_v$  in the generative network such that we have:

$$\mathbf{R}_j \sim p_{\theta_v}(\mathbf{R}_j|\mathbf{v}_j). \quad (4)$$

Since our user-item matrix is implicit feedback matrix, the  $\mathbf{R}_i$  and  $\mathbf{R}_j$  are binary vectors. We consider the  $p_{\theta_u}(\mathbf{R}_i|\mathbf{u}_i)$  and  $p_{\theta_v}(\mathbf{R}_j|\mathbf{v}_j)$  to be multivariate Bernoulli distribution. For value  $R_{ij}$ , we consider it to be generated from  $\mathbf{u}_i$  and  $\mathbf{v}_j$  through a generative neural network parameterized by  $\gamma$ :

$$R_{ij} \sim p_{\gamma}(R_{ij}|\mathbf{u}_i, \mathbf{v}_j). \quad (5)$$

$R_{ij}$  is generated through a multi-layer perception network (MLP) parameterized by  $\gamma$ . Specifically, the MLP architectures for our model is defined as:

$$\begin{aligned} \gamma(L_1) &= \begin{bmatrix} \mathbf{u}_i \\ \mathbf{v}_j \end{bmatrix}, \\ \gamma(L_2) &= a_2(\mathbf{W}_2 L_1 + \mathbf{b}_2), \\ &\dots\dots\dots, \\ \gamma(L_{n-1}) &= a_{n-1}(\mathbf{W}_{n-1} L_{n-2} + \mathbf{b}_{n-1}), \\ \hat{R}_{ij} &= \sigma(L_{n-1}), \end{aligned} \quad (6)$$

where  $\mathbf{W}_y$ ,  $\mathbf{b}_y$  and  $a_y$  represent weight matrix, bias vector, and activation function in layer  $y$ , respectively.  $\sigma$  indicates the sigmod function  $\sigma(\mathbf{x}) = 1/(1 + e^{-\mathbf{x}})$ . Because of the one-class nature of implicit feedback [22], we model  $p_{\gamma}(R_{ij}|\mathbf{u}_i, \mathbf{v}_j)$  as a Bernoulli distribution:

$$\log p_{\gamma}(R_{ij}|\mathbf{u}_i, \mathbf{v}_j) = R_{ij} \log \hat{R}_{ij} + (1 - R_{ij}) \log(1 - \hat{R}_{ij}), \quad (7)$$

where  $\hat{R}_{ij}$  is the output of the MLP (Eq.6).

According to the graphical representation of NVHCF at the right panel of Figure 1, the joint distribution of NVHCF can be factorized as:

$$\begin{aligned} p(\mathbf{R}, \mathbf{F}, \mathbf{G}, \mathbf{U}, \mathbf{V}) &= \prod_{i=1}^M \prod_{j=1}^N \underbrace{p(\mathbf{u}_i|\mathbf{f}_i)p(\mathbf{R}_i|\mathbf{u}_i)}_{\text{for users}} \\ &\quad \underbrace{p(\mathbf{v}_j|\mathbf{g}_j)p(\mathbf{R}_j|\mathbf{v}_j)p(R_{ij}|\mathbf{u}_i, \mathbf{v}_j)}_{\text{for items}}. \end{aligned} \quad (8)$$

Instead of inferring the joint distribution, i.e., Eq. 8, we are more interested in approximately inferring its posterior distributions over users' and items' factor matrices,  $\mathbf{U}$ ,  $\mathbf{V}$ . Traditional variational bayesian matrix factorization [14, 23] approximates the posterior distribution by using mean-field variational method, considers variational distribution that satisfies element-wise independence, and yields very good performance. Thus, we also use mean-field method

with the variational distribution  $q$  to infer our final latent variables  $\mathbf{U}$  and  $\mathbf{V}$ , which can be defined as:

$$q(\mathbf{U}, \mathbf{V}) = \prod_{i=1}^M \prod_{j=1}^N q(\mathbf{u}_i)q(\mathbf{v}_j). \quad (9)$$

However, it is intractable to infer  $\mathbf{U}$  and  $\mathbf{V}$  by using traditional mean-field approximation since we do not have any conjugate probability distribution in our model which requires by traditional mean-field approaches. Inspired by VAE [15], we use Stochastic Gradient Variational Bayes (SGVB) estimator to approximate posteriors of the latent variables related to user ( $\mathbf{u}_i$ ) and latent variables related to item ( $\mathbf{v}_j$ ) by introducing two inference networks, i.e., the user inference network and the item inference network (see Figure 2), parameterized by  $\phi_u$  and  $\phi_v$ , respectively. To do this, we first decompose the variational distribution  $q$  into two categories of variational distributions used in the two networks in our NVHCF model — user inference network and item inference network (see Figure 2),  $q_{\phi_u}$  and  $q_{\phi_v}$ , by assuming the conditional independence:

$$q(\mathbf{u}_i, \mathbf{v}_j|\mathbf{f}_i, \mathbf{R}_i, \mathbf{g}_j, \mathbf{R}_j, R_{ij}) = q_{\phi_u}(\mathbf{u}_i|\mathcal{X}_i) \cdot q_{\phi_v}(\mathbf{v}_j|\mathcal{Y}_j), \quad (10)$$

where  $\mathcal{X}_i = \{\mathbf{f}_i, \mathbf{R}_i\}$  and  $\mathcal{Y}_j = \{\mathbf{g}_j, \mathbf{R}_j\}$ .

Like VAE [15], the variation distributions are chosen to be a Gaussian distribution  $\mathcal{N}(\boldsymbol{\mu}, \boldsymbol{\Sigma})$ , whose mean  $\boldsymbol{\mu}$  and covariance matrix  $\boldsymbol{\Sigma}$  are the output of the inference network. Thus, in our NVHCF, for latent variables related to the  $i$ -th user, we set:

$$q_{\phi_u}(\mathbf{u}_i|\mathcal{X}_i) = \mathcal{N}(\mu_{\phi_u}(\mathcal{X}_i), \text{diag}(\exp(\delta_{\phi_u}(\mathcal{X}_i))))), \quad (11)$$

where the subscripts of  $\mu$  and  $\delta$  indicate the parameters in our user inference network corresponding to  $\mathbf{u}_i$ . For simplicity, note that we set  $\mu_{\phi_u}(\mathcal{X}_i) = \boldsymbol{\mu}'_{\mathbf{u}_i}$  and  $\exp(\delta_{\phi_u}(\mathcal{X}_i)) = \boldsymbol{\delta}'_{\mathbf{u}_i}$ , respectively. Similarly, for latent variables related to the  $j$ -th item, we set:

$$q_{\phi_v}(\mathbf{v}_j|\mathcal{Y}_j) = \mathcal{N}(\mu_{\phi_v}(\mathcal{Y}_j), \text{diag}(\exp(\delta_{\phi_v}(\mathcal{Y}_j))))), \quad (12)$$

where the subscripts of  $\mu$  and  $\delta$  indicate the parameters in item inference network corresponding to  $\mathbf{v}_j$ . For simplicity, note that we set  $\mu_{\phi_v}(\mathcal{Y}_j) = \boldsymbol{\mu}'_{\mathbf{v}_j}$  and  $\exp(\delta_{\phi_v}(\mathcal{Y}_j)) = \boldsymbol{\delta}'_{\mathbf{v}_j}$ , respectively.

Thus, the tractable standard evidence lower bound (ELBO) for the inference can be computed as follows:

$$\mathcal{L}(q) = \mathbb{E}_q[\log p(\mathcal{O}, \mathbf{U}, \mathbf{V}) - \log q(\mathbf{U}, \mathbf{V}|\mathcal{O})] \quad (13)$$

$$= \sum_{i=1}^M \sum_{j=1}^N (\mathcal{L}_i(q_{\phi_u}) + \mathcal{L}_j(q_{\phi_v}) + \mathbb{E}_q[\log p_{\gamma}(R_{ij}|\mathbf{u}_i, \mathbf{v}_j)]),$$

where  $\mathcal{O} = (\mathbf{F}, \mathbf{G}, \mathbf{R})$  is a set of all observed variables.  $q_{\phi_u}$  and  $q_{\phi_v}$  are user term and item term in Eq. 10, respectively. For user  $i$  and item  $j$ , we have:

$$\begin{aligned} \mathcal{L}_i(q_{\phi_u}) &= \mathcal{L}(\phi_u, \theta_u, \rho_u; \mathcal{X}_i) = \mathbb{E}_{q_{\phi_u}(\mathbf{u}_i|\mathcal{X}_i)}[\log p_{\theta_u}(\mathbf{R}_i|\mathbf{u}_i)] \\ &\quad - \text{KL}(q_{\phi_u}(\mathbf{u}_i|\mathcal{X}_i)||p_{\rho_u}(\mathbf{u}_i|\mathbf{f}_i)), \end{aligned} \quad (14)$$

$$\begin{aligned} \mathcal{L}_j(q_{\phi_v}) &= \mathcal{L}(\phi_v, \theta_v, \rho_v; \mathcal{Y}_j) = \mathbb{E}_{q_{\phi_v}(\mathbf{v}_j|\mathcal{Y}_j)}[\log p_{\theta_v}(\mathbf{R}_j|\mathbf{v}_j)] \\ &\quad - \text{KL}(q_{\phi_v}(\mathbf{v}_j|\mathcal{Y}_j)||p_{\rho_v}(\mathbf{v}_j|\mathbf{g}_j)), \end{aligned} \quad (15)$$

Since we assume the posteriors are Gaussian distribution, the KL terms in Eq.(14) and Eq.(15) have analytical forms. However, for the expectation terms, we can not to compute them analytically. To handle this problem, we use Monte Carlo method [25] to approximate the expectations by drawing samples from the posterior

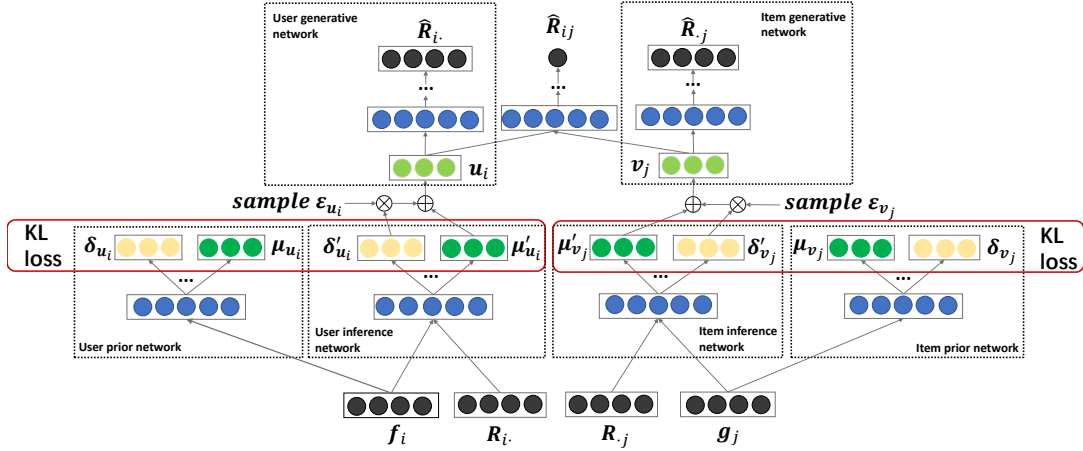


Figure 2: Framework of our NVHCF.

---

**Algorithm 1** Inference algorithm of NVHCF.

---

**Input:** user-item feedback matrix  $R$ , user side information matrix  $F$ , item side information matrix  $G$  and negative sampling ratio  $neg\_ratio$

- 1: Initialize  $\theta_u, \theta_v, \phi_u, \phi_v, \rho_u, \rho_v$  and  $\gamma$  by xavier initialization.
  - 2: **while** not converged **do**
  - 3: randomly draw  $E_p$  positive feedback pairs  $(i, j)$  and  $neg\_ratio \cdot E_p$  negative positive feedback pairs.
  - 4: For the  $(i, j)$  pair, extracting the  $i$ -th users side information  $f_i$ , and the  $j$ -th items side information  $g_j$ , the  $i$ -th row and the  $j$ -th column of matrix  $R$ ,  $R_i$  and  $R_j$ .
  - 5:  $\epsilon_{u_i} \leftarrow$  draw  $K$  samples from  $\mathcal{N}(0, I_D)$ , with each for a  $(R_i, f_i)$ .  $\epsilon_{v_j} \leftarrow$  draw  $K$  samples from  $\mathcal{N}(0, I_D)$ , with each for a  $(R_j, g_j)$ .
  - 6: Update parameters using  $\nabla_{\theta_u, \phi_u, \rho_u, \theta_v, \phi_v, \rho_v, \gamma} \tilde{\mathcal{L}}^M$ .
  - 7: **end while**
  - 8: return  $\theta_u, \theta_v, \phi_u, \phi_v, \rho_u, \rho_v$  and  $\gamma$ .
- 

distribution. By using the reparameterization trick [25], the ELBO for user network is given:

$$\mathcal{L}(\phi_u, \theta_u, \rho_u; \mathcal{X}_i) \simeq \tilde{\mathcal{L}}(\phi_u, \theta_u, \rho_u; \mathcal{X}_i) = \frac{1}{K} \sum_{k=1}^K (\log p_{\theta_u}(R_i | u_i^k) - \text{KL}(q_{\phi_u}(u_i | \mathcal{X}_i) || p_{\rho_u}(u_i | f_i))), \quad (16)$$

where  $K$  is the size of the samplings,  $u_i^k = \mu'_{u_i} + \delta'_{u_i} \odot \epsilon_{u_i}^k$  with  $\odot$  being an element-wise multiplication and  $\epsilon_{u_i}^k$  being samples drawn from standard multivariate normal distribution. The superscript  $k$  denotes the  $k$ -th sample. The ELBO for item network,  $\mathcal{L}(\phi_v, \theta_v, \rho_v; \mathcal{Y}_j)$ , can be derived similarly, and thus we omit it here.

Since the expectation term in (Eq.13) is also parameterized by neural network, we can not solve it analytically. However, we notice

we have sampled  $u_i^k$  and  $u_j^k$  when we solve  $\mathcal{L}(\phi_u, \theta_u, \rho_u; \mathcal{X}_i)$  and  $\mathcal{L}(\phi_v, \theta_v, \rho_v; \mathcal{Y}_j)$ . The expectation term can also be estimated by these samplings:

$$\mathbb{E}_{q_{\phi_u}(u_i | \mathcal{X}_i) q_{\phi_v}(v_j | \mathcal{Y}_j)} [\log p_{\gamma}(R_{ij} | u_i, v_j)] \simeq \tilde{\mathcal{L}}_{ij}(\gamma; x_i, y_j) = \frac{1}{K} \sum_{k=1}^K \log p_{\gamma}(R_{ij} | u_i^k, v_j^k), \quad (17)$$

where  $v_j^k = \mu'_{v_j} + \delta'_{v_j} \odot \epsilon_{v_j}^k$ .

## 4.2 Optimization

Since minimizing the objection function is equivalent to maximizing the evidence lower bound (ELBO). Based on  $\mathcal{L}(\phi_u, \theta_u, \rho_u; \mathcal{X}_i)$  (i.e., Eq.16),  $\mathcal{L}(\phi_v, \theta_v, \rho_v; \mathcal{Y}_j)$ , Eq.17 and Eq.7, the objective function can be represented as:

$$\begin{aligned} \mathcal{L} = & - \sum_{i=1}^M \sum_{j=1}^N \left( \left( \sum_{k=1}^K \frac{1}{K} \log p_{\theta_u}(R_i | u_i^k) + \log p_{\theta_v}(R_j | v_j^k) \right) \right. \\ & + p_{\gamma}(R_{ij} | u_i^k, v_j^k) - \text{KL}(q_{\phi_u}(u_i | \mathcal{X}_i) || p_{\rho_u}(u_i | f_i)) \\ & \left. - \text{KL}(q_{\phi_v}(v_j | \mathcal{Y}_j) || p_{\rho_v}(v_j | g_j)) \right), \end{aligned} \quad (18)$$

Then, we can construct an estimator of the ELBO of the full dataset, based on minibatch:

$$\mathcal{L} \simeq \tilde{\mathcal{L}}^M = \frac{1}{E} \sum_{(i,j)}^E (\tilde{\mathcal{L}}(\phi_u, \theta_u, \rho_u; \mathcal{X}_i) + \tilde{\mathcal{L}}(\phi_v, \theta_v, \rho_v; \mathcal{Y}_j) + \tilde{\mathcal{L}}_{ij}(\gamma; x_i, y_j)), \quad (19)$$

where  $E$  is the number of  $(i, j)$  sampling pairs. Like mentioned in [10], for negative feedback ( $R_{ij} = 0$ ), we can uniformly sample them from unobserved interactions in each iteration and control the negative sampling ratio ( $neg\_ratio$ ).  $E = E_p + E_n$ , where  $E_n = neg\_ratio \cdot E_p$ ,  $E_p$  and  $E_n$  are the number of positive and negative sampling pairs, respectively. Like mentioned in VAE [15], the

Table 1: Statistics of datasets.

Dataset	Item side information	User side information	Items	Users	Ratings	Sparsity
ML-100K	movie descriptions	tags	1546	943	94808	93.5%
ML-1M	movie descriptions	user demographics	1000209	6040	3900	99.6%
Lastfm-2K	tags	social information	17632	1892	92834	97.3%

number of samples  $K$  per training pair can be set to 1 as long as the minibatch size  $E$  is large enough, e.g.,  $E = 128$ . Then we can update these parameters by using the gradient  $\nabla_{\theta_u, \phi_u, \rho_u, \theta_v, \phi_v, \rho_v, \gamma} \tilde{\mathcal{L}}^M$ . The inference algorithm of NVHCF is summarized in Algorithm. 1.

### 4.3 Prediction

After training, we can get the posterior distributions of  $\mathbf{u}_i$  and  $\mathbf{v}_j$  through the user and item inference networks, respectively. So the prediction  $R_{ij}$  can be made by:

$$R_{ij} \approx \frac{1}{S} \sum_{s=1}^S p_{\gamma}(R_{ij} | \mathbf{u}_i^k, \mathbf{v}_j^k) \quad (20)$$

where  $S$  is the number of samplings,  $\mathbf{u}_i^k$  and  $\mathbf{v}_j^k$  are samplings from posterior distributions of  $\mathbf{u}_i$  and  $\mathbf{v}_j$ , respectively.

## 5 EXPERIMENTAL AND RESULTS

In this section, we describe our experimental setup, report and analyze the results.

### 5.1 Experimental Setup

**Research Questions.** We seek to answer the following research questions that guide the remainder of the paper: **(RQ1)** Does our proposed NVHCF outperform the state-of-the-art collaborative filtering methods for implicit feedback? **(RQ2)** How do the key hyper-parameters (*neg\_ratio* and embedding size  $D$ ) of NVHCF affect recommendation performance?

**(RQ3)** Do the *side information-specific* priors help to improve recommendation performance?

**Dataset.** We evaluate the performance of our model and the baseline models on two well-known widely used large benchmark datasets.

**MovieLens-100K** (ML-100k).<sup>1</sup> This dataset is a user-movie dataset. Each rating value is in range of 1-5. Since we consider implicit feedback, following [5, 17], we convert the ratings  $\geq 4$  to 1 and those  $< 4$  to 0. Same to [17], we regard users’ tags as side information of the users. We use movie descriptions as side information of items.

**MovieLens-1M** (ML-1M).<sup>2</sup> For this dataset, we convert ratings to implicit feedback as the same as we do for ML-1M. We take users’ demographics (Gender, Age, Occupation and Zip code) as user side information and descriptions of movies as item side information.

**Lastfm** (lastfm-2k).<sup>3</sup> This dataset contains social networking, tagging, and music artist listening information. we set the user-item feedback  $R_{ij}$  to be 1 if the user  $i$  has listened to the item  $j$ ; otherwise, it is 0. We use items’ tag information and users’ social information

as side information of items and users, respectively. Table 1 shows the statistics of the datasets and side information we used in the experiment.

**Baselines.** We make comparisons between our NVHCF and the following state-of-the-art baseline algorithms: **ItemKNN**. This is an item content-based CF method.

**PMF**: This model [20] is a traditional latent factor model for CF.

**BPR**: This model [24] optimizes pair-wise ranking loss for CF.

**eALS**: This model [11] is the state-of-the-art MF method for CF.

**CVAE**: This model [18] incorporates items side information into MF through VAE.

**DMF**: This model [31] is a matrix factorization model with a neural network architecture.

**NeuMF**: This model [10] uses neural network to model interaction between users and items features. We use the source code provided by the author.

**VAE-CF**: This model [19] is a state-of-the-art method that directly apply VAE to the task of CF. We use multinomial likelihood function in experiment and set  $\beta = 0.1$ .

**Experimental Settings.** Similarly to [10, 31], we adopt the leave-one-out evaluation method. For each user, we utilize the latest feedback for testing and the remaining data for training. Following [6, 10], we also randomly choose 99 items which are not interacted by the user as negative samples for testing and rank the test items among the 100 items for evaluation. For ItemKNN, We use the settings provided by [13]. For other baselines, the optimal parameters are set according to the literatures. For our NVHCF, we set *neg\_ratio* = 5,  $S = 128$  and  $D=128$ . The minibatch is set to 128. The two generative networks both are two latent layers with Relu activation. The last layer of generative network is sigmoid activation. The two prior networks are one latent layer.

**Evaluation metrics.** For evaluating our model’s performance on implicit feedback, we use two common evaluation metrics for top- $K$  recommendation: Hit Radio (HR) and the Normalized Discounted Cumulative Gain (NDCG).

$$HR@K = \frac{\#hits@K}{|GT|} \quad (21)$$

$$NDCG@K = Z_k \sum_{i=1}^K \frac{2^{rel_i} - 1}{\log_2(i + 1)}, \quad (22)$$

where GT denotes the Ground Truth in test list set,  $rel_i$  is the graded relevance value of the item at position  $i$  and  $Z_k$  is the normalization. For top- $K$  recommendation,  $rel_i \in \{0, 1\}$ .

### 5.2 Results and Analysis

**Performance Comparison (RQ1).** Table 2 lists the top- $K$  recommendation performance of all methods on the two datasets,

<sup>1</sup> <https://grouplens.org/datasets/movielens/100k/>.

<sup>2</sup> <https://grouplens.org/datasets/movielens/1M/>.

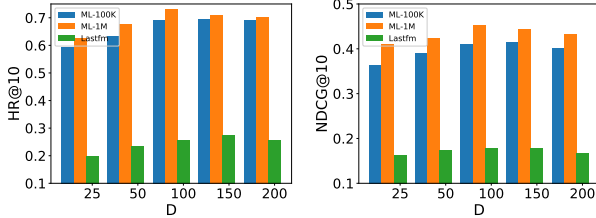
<sup>3</sup> <http://www.lastfm.com>

**Table 2: Recommendation performance comparison between our NVHCF and baselines.**

Datasets	Metrics	ItemKNN	PMF	BPR	eALS	CVAE	DMF	NeuMF	VAE-CF	NVHMF
ML-100K	HR@5	0.4072	0.4634	0.4794	0.4698	0.4721	0.3484	0.4942	0.5032	<b>0.5107</b>
	NDCG@5	0.2667	0.3021	0.3188	0.3201	0.3185	0.2287	0.3357	0.3401	<b>0.3508</b>
ML-1M	HR@5	0.4437	0.5111	0.5312	0.5353	0.5392	0.4892	0.5485	0.5642	<b>0.5725</b>
	NDCG@5	0.3012	0.3463	0.3646	0.3670	0.3771	0.3314	0.3865	0.3925	<b>0.4014</b>
Lastfm	HR@5	0.1065	0.1214	0.1679	0.1597	0.1623	0.1432	0.1701	0.1741	<b>0.1786</b>
	NDCG@5	0.0223	0.0617	0.0821	0.0839	0.0914	0.0627	0.1078	0.1067	<b>0.1174</b>

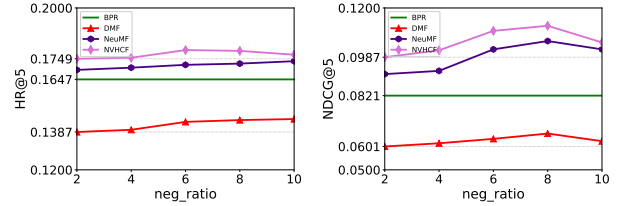
**Table 3: Recommendation performance comparison for different recommendation list.**

Datasets	Metrics	eALS	NeuMF	VAE-CF	NVHMF
ML-100K	HR@10	0.6638	0.6766	0.6832	<b>0.6896</b>
	NDCG@10	0.3819	0.3945	0.4072	<b>0.4108</b>
	HR@15	0.7529	<b>0.7856</b>	0.7715	0.7828
	NDCG@15	0.4056	0.4175	0.4287	<b>0.4367</b>
	HR@20	0.8155	0.8324	0.8367	<b>0.8526</b>
	NDCG@20	0.4204	0.4338	0.4452	<b>0.4519</b>
ML-1M	HR@10	0.7055	0.7205	0.7177	<b>0.7286</b>
	NDCG@10	0.4220	0.4415	0.4439	<b>0.4528</b>
	HR@15	0.7914	0.7982	0.8021	<b>0.8067</b>
	NDCG@15	0.4448	0.4628	0.4671	<b>0.4728</b>
	HR@20	0.8409	<b>0.8631</b>	0.8586	0.8592
	NDCG@20	0.4565	0.4771	0.4782	<b>0.4902</b>
Lastfm	HR@10	0.2179	0.2298	0.2412	<b>0.2543</b>
	NDCG@10	0.1601	0.1655	0.1724	<b>0.1782</b>
	HR@15	0.2956	0.3021	0.3101	<b>0.3147</b>
	NDCG@15	0.1876	0.1901	0.1925	<b>0.1987</b>
	HR@20	0.3214	0.3258	0.3376	<b>0.3451</b>
	NDCG@20	0.2124	0.2177	0.2214	<b>0.2326</b>

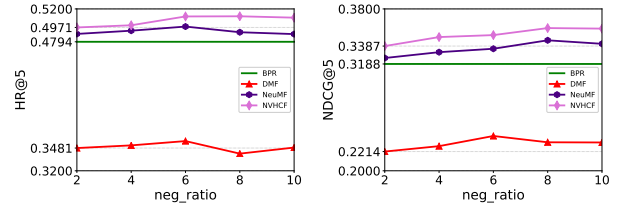


**Figure 3: Performance on HR@10 and NDCG@10 metrics with different embedding size on the three datasets.**

ML-100K, ML-1M and Lastfm, in terms of HR@5 and NDCG@5. The following findings can be observed from Table 2: (1) Most neural network-based algorithms, i.e., CVAE, NeuMF, VAE-CF and NVHMF, outperform linear traditional baseline algorithms, i.e., PMF, ItemKNN, which demonstrates that deep neural network does help to obtain more subtle and better latent representations of users and items. (2) Our NVHCF almost achieves all the best performance in terms of the three datasets and the two metrics, which confirms the effectiveness of our NVHCF to the CF task. (3) We also observe, the VAE-based method, i.e., VAE-CF and our NVHCF achieve promising performance, which demonstrates that the Bayesian nature and non-linearity of neural network can help infer better latent preferences of users and items. (4) Although both based on VAE, our NVHCF outperforms VAE-CF in terms of all datasets and all metrics, which demonstrates the effectiveness of our way of incorporating side information.



**Figure 4: Performance on HR@5 and NDCG@5 metrics with different negative sampling ratio on Lastfm dataset.**



**Figure 5: Performance on HR@5 and NDCG@5 metrics with different negative sampling ratio on ML-100K dataset.**

To further evaluate the recommendation performance of our NVHCF, we compare with some strong baselines (e.g. eALS, NeuMF, VAE-CF) for different length of recommendation list. we truncated the recommendation list at  $K \in [10, 15, 20]$ . We can observe our NVHCF achieve promising performance. Our NVHCF outperforms state-of-the-art NeuMF in almost case. Only for HR@15 on ML-100K and HR@20 on ML-1M, our NVHCF performs slightly worse, which demonstrates the effectiveness of our model for top-K recommendation.

**Sensitivity Analysis (RQ2).** Next, we turn to answer research question RQ2. We study the effect of the hyper-parameters on recommendation performance. To evaluate the effects of the dimension of latent space, we compare the performance for different dimensions fixing  $neg\_ratio = 5$  parameters on the three datasets in term of NDCG@10 and HR@10, where the size of embeddings' dimension,  $D$ , is set to be 25, 50, 100, 150 and 200, respectively. We can observe that larger dimension leads to better performance. Specifically, the optimal embedding size of NVHCF for Lastfm is 150, and for ML-100K and ML-1M it is 100. According to Figure 3, our NVHCF outperforms other baselines on different embedding size. This, once again, demonstrates the effectiveness of our NVHCF for top-K recommendation.

To understand the influence of the negative sampling ratio ( $neg\_ratio \in [2, 4, 6, 8, 10]$ ) on NVHCF and other baselines which need negative

**Table 4: Recommendation performance comparison between different variants of NVHCF.**

Datasets	Metrics	NVCMF-n	NVCMF-u	NVCMF-i	NVCMF
ML-100K	HR@10	0.6531	0.6611	0.6734	<b>0.6896</b>
	NDCG@10	0.3986	0.4017	0.4052	<b>0.4108</b>
ML-1M	HR@10	0.6952	0.7178	0.7231	<b>0.7286</b>
	NDCG@10	0.4128	0.4412	0.4431	<b>0.4528</b>
Lastfm	HR@10	0.2438	0.2512	0.2481	<b>0.2543</b>
	NDCG@10	0.1644	0.1725	0.1689	<b>0.1782</b>

sampling (e.g., NeuMF, DMF and BPR), we compare the performance for different *neg\_ratio* on ML-100K and Lastfm in terms of HR@5 and NDCG@5. It should be note that the *neg\_ratio* is fixed to 1 for BPR due to its pairwise objection [10]. Figures 5 and 4 show the performance *w.r.t* different negative sampling ratios. The following findings can be observed from Figures 5 and 4: (1) In general, sampling more negative samples will lead to better performance. (2) Our NVHCF betters other baselines on the two datasets. (3) For the two datasets, the optimal ratio for our NVHCF is between 6 and 8, which means we can tune the *neg\_ratio* to achieve best performance.

#### Contribution of Side Information-Specific Priors.

**(RQ3)** Finally, we turn to answer RQ3 for understanding the effect of *side information-specific*. We consider three variants of our NVHCF: NVCMF-n(none), NVCMF-u(user) and NVCMF-i(item). For example, the NVCMF-item represents we only keep the item prior network and remove the user prior network in Figure 2 (the KL divergence  $KL(q_{\phi_u}(\mathbf{u}_i|X_i)||p_{\rho_u}(\mathbf{u}_i|f_i))$  in Eq.16 degenerate to  $KL(q_{\phi_u}(\mathbf{u}_i|X_i)||\mathcal{N}(0, I_D))$ ), which means the priors for all users are the same standard Normal distribution. Similarly, the NVCMF-n represents the model where we remove both users and items prior networks. Table 4 shows recommendation performance between different variants of NVHCF. We can find NVHCF outperforms other variants, which demonstrates considering both users’ and items’ *side information-specific* can get better performance than considering only one of them. We can observe NVCMF-i betters NVCMF-u on Movie datasets (ML-100K, ML-1M), which demonstrates that incorporating items side information into prior is more effective than incorporating users side information. This may be due to the fact that the movies’ side information (features) can better model its latent representation than users’ side information. In contrast, for Lastfm dataset, the users’ side information (social information) is more helpful than items’ side information to improve recommendation performance.

## 6 CONCLUSIONS

In this paper, we studied the problem of inferring effective latent factors of users and items for CF. To tackle the problem, we have proposed a new algorithm, Neural Variational Hybrid Collaborative Filtering, NVHCF, that is the first unified deep generative framework for hybrid collaborative filtering. Our NVHCF model both users’ and items’ generative processes, which enables it to make recommendation when a new user or a new item comes. Our NVHCF incorporates side information of users and items through a *side information-specific* prior, which enables our model to alleviate matrix sparsity and better model users’ preference and items’ features. To infer our generative model, we proposed a stochastic

gradient variational bayesian algorithm, which makes our model to be able to learn by back-propagation. The Bayesian nature and non-linearity of the neural network make our NVHCF can learn more better latent factors of users and items. We have conducted experiments on ML-100K, ML-1M and Lastfm datasets and evaluated the performance of our NVHCF and the state-of-the-art algorithms on NDCG@K and HR@K metrics. Experimental results show that our NVHCF is able to infer better latent factors of users and items, and yield better recommendation performance.

## REFERENCES

- [1] Deepak Agarwal and Bee Chung Chen. 2009. Regression-based latent factor models. In *KDD*. 19–28.
- [2] Heng-Tze Cheng, Levent Koc, Jeremiah Harmsen, Tal Shaked, Tushar Chandra, Hrishri Aradhye, Glen Anderson, Greg Corrado, Wei Chai, Mustafa Ipsir, Rohan Anil, Zakaria Haque, Lichan Hong, Vihan Jain, Xiaobing Liu, and Hemal Shah. 2016. Wide & Deep Learning for Recommender Systems. In *Proceedings of the 1st Workshop on Deep Learning for Recommender Systems, DLRS@RecSys 2016, Boston, MA, USA, September 15, 2016*. 7–10.
- [3] Zhiyong Cheng, Ying Ding, Xiangnan He, Lei Zhu, Xuemeng Song, and Mohan Kankanhalli. 2018. A<sup>3</sup>NCF: An Adaptive Aspect Attention Model for Rating Prediction. In *IJCAI*. 3748–3754.
- [4] James Davidson, Benjamin Liebald, Junjing Liu, Palash Nandy, Taylor Van Vleet, Ullas Gargi, Sujoy Gupta, Yu He, Mike Lambert, Blake Livingston, and Dasarathi Sampath. 2010. The YouTube Video Recommendation System. In *RecSys*. 293–296.
- [5] Xin Dong, Lei Yu, Zhonghuo Wu, Yuxia Sun, Lingfeng Yuan, and Fangxi Zhang. 2017. A Hybrid Collaborative Filtering Model with Deep Structure for Recommender Systems. In *AAAI*. 1309–1315.
- [6] Ali Mamdouh Elkahky, Yang Song, and Xiaodong He. 2015. A Multi-View Deep Learning Approach for Cross Domain User Modeling in Recommendation Systems. In *WWW*. 278–288.
- [7] Huifeng Guo, Ruiming Tang, Yunming Ye, Zhenguo Li, and Xiuqiang He. 2017. DeepFM: A Factorization-Machine based Neural Network for CTR Prediction. In *IJCAI*. 1725–1731.
- [8] Xiangnan He and Tat Seng Chua. 2017. Neural Factorization Machines for Sparse Predictive Analytics. In *SIGIR*. 355–364.
- [9] Xiangnan He, Xiaoyu Du, Xiang Wang, Feng Tian, Jinhui Tang, and Tat Seng Chua. 2018. Outer Product-based Neural Collaborative Filtering. In *IJCAI*. 2227–2233.
- [10] Xiangnan He, Lizi Liao, Hanwang Zhang, Liqiang Nie, Xia Hu, and Tat-Seng Chua. 2017. Neural Collaborative Filtering. In *WWW*. 173–182.
- [11] Xiangnan He, Hanwang Zhang, Min-Yen Kan, and Tat-Seng Chua. 2016. Fast Matrix Factorization for Online Recommendation with Implicit Feedback. In *SIGIR*. 549–558.
- [12] Matthew D Hoffman and Matthew J Johnson. 2016. Elbo surgery: yet another way to carve up the variational evidence lower bound. In *Workshop in Advances in Approximate Bayesian Inference, NIPS*.
- [13] Yifan Hu, Yehuda Koren, and Chris Volinsky. 2009. Collaborative Filtering for Implicit Feedback Datasets. In *ICDM*. 263–272.
- [14] Yong Deok Kim and Seungjin Choi. 2014. Scalable variational Bayesian matrix factorization with side information. (2014), 493–502.
- [15] D. P. Kingma and M. Welling. 2014. Auto-Encoding Variational Bayes. In *ICLR*.
- [16] Wonsung Lee, Kyungwoo Song, and Il Chul Moon. 2017. Augmented Variational Autoencoders for Collaborative Filtering with Auxiliary Information. In *CIKM*. 1139–1148.
- [17] Sheng Li, Jaya Kawale, and Yun Fu. 2015. Deep Collaborative Filtering via Marginalized Denoising Auto-encoder. In *CIKM*. 811–820.
- [18] Xiaopeng Li and James She. 2017. Collaborative Variational Autoencoder for Recommender Systems. In *KDD*. 305–314.
- [19] Dawen Liang, Rahul G. Krishnan, Matthew D. Hoffman, and Tony Jebara. 2018. Variational Autoencoders for Collaborative Filtering. In *WWW*. 689–698.
- [20] Andriy Mnih and Ruslan R Salakhutdinov. 2008. Probabilistic matrix factorization. In *NIPS*. 1257–1264.
- [21] Eric Nalisnick and Padhraic Smyth. 2017. Stick-breaking variational autoencoders. *ICLR* (2017).
- [22] Rong Pan, Yunhong Zhou, Bin Cao, Nathan N. Liu, Rajan Lukose, Martin Scholz, and Qiang Yang. 2008. One-Class Collaborative Filtering. In *ICDM*. 502–511.
- [23] Sunho Park, Yong Deok Kim, and Seungjin Choi. 2013. Hierarchical Bayesian matrix factorization with side information. In *IJCAI*. 1593–1599.
- [24] Steffen Rendle, Christoph Freudenthaler, Zeno Gantner, and Lars Schmidt-Thieme. 2009. BPR: Bayesian personalized ranking from implicit feedback. In *UAI*. 452–461.

- [25] Danilo Jimenez Rezende, Shakir Mohamed, and Daan Wierstra. 2014. Stochastic backpropagation and approximate inference in deep generative models. *arXiv preprint arXiv:1401.4082* (2014).
- [26] Ruslan Salakhutdinov and Andriy Mnih. 2008. Bayesian probabilistic matrix factorization using Markov chain Monte Carlo. In *ICML*. ACM, 880–887.
- [27] Chong Wang and David M. Blei. 2011. Collaborative topic modeling for recommending scientific articles. In *KDD*. 448–456.
- [28] Hao Wang, Naiyan Wang, and Dit Yan Yeung. 2015. Collaborative Deep Learning for Recommender Systems. In *KDD*. 1235–1244.
- [29] Jun Wang, Lantao Yu, Weinan Zhang, Yu Gong, Yinghui Xu, Benyou Wang, Peng Zhang, and Dell Zhang. 2017. Irgan: A minimax game for unifying generative and discriminative information retrieval models. In *SIGIR*. ACM, 515–524.
- [30] Wenlin Wang, Yunchen Pu, Vinay Kumar Verma, Kai Fan, Yizhe Zhang, Changyou Chen, Piyush Rai, and Lawrence Carin. 2018. Zero-Shot Learning via Class-Conditioned Deep Generative Models. In *AAAI*.
- [31] Hong-Jian Xue, Xinyu Dai, Jianbing Zhang, Shujian Huang, and Jiajun Chen. 2017. Deep Matrix Factorization Models for Recommender Systems. In *IJCAI*. 3203–3209.