

# Predictive Test Selection

Mateusz Machalica, Alex Samylnin, Meredith Porth, Satish Chandra

Facebook, Inc.

{stupaq, bane, mporth}@fb.com, schandra@acm.org

**Abstract**—Change-based testing is a key component of continuous integration at Facebook. However, a large number of tests coupled with a high rate of changes committed to our monolithic repository make it infeasible to run all potentially-impacted tests on each change. We propose a new *predictive test selection strategy* which selects a subset of tests to exercise for each change submitted to the continuous integration system. The strategy is *learned* from a large dataset of historical test outcomes using basic machine learning techniques. Deployed in production, the strategy reduces the total infrastructure cost of testing code changes by a factor of two, while guaranteeing that over 95% of individual test failures and over 99.9% of faulty changes are still reported back to developers. The method we present here also accounts for the non-determinism of test outcomes, also known as test flakiness.

**Index Terms**—Continuous integration, test selection, machine learning, flaky tests.

## I. INTRODUCTION

Like many other organizations, Facebook maintains a monolithic repository for code development. This means that any code change committed by a developer must first ensure that all the potentially impacted code continues to build fine and all the potentially impacted tests continue to pass. As a rough indication of the magnitude of the problem, each of several tens of thousands of changes submitted to our mobile codebase every week potentially impacts of the order of ten thousands tests that would need to be exercised. This renders carrying out exhaustive quality control on each code change impractical. To reduce the infrastructure costs of testing changes submitted by developers, as well as to speed up delivery of correctness signal, change-based test selection techniques are inevitable [1].

A common change-based test selection strategy is to choose tests that transitively depend on *modified* code according to build dependencies, as seen in Fig. 1. This technique has been employed at Facebook for two main reasons. First, dependency information recorded in build metadata makes it very easy to identify all tests transitively depending on modified files. More importantly, strict build isolation enforced by the build system guarantees this technique identifies all tests that could possibly be impacted by the change. A major disadvantage of this approach is the number of tests selected on code changes, in the order of  $10^4$ . This is despite a vast majority of code changes touching only a few files and altering low-hundreds in lines of code.

There exists a spectrum of change-impact analysis methods with varying applicability to the test selection problem. The approach based on build dependency graph, as mentioned

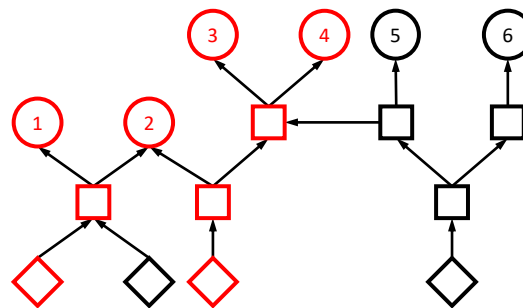


Fig. 1. Example build dependency graph. Circles represent tests, squares – intermediate units of code, for example libraries, diamonds – individual source files in the repository. An arrow connects two entities  $A \rightarrow B$  if and only if  $B$  directly depends on  $A$ , which we interpret as  $A$  impacting  $B$ . Two files modified in a particular code change and all entities transitively dependent upon them are colored red. A trivial test selection strategy based on build dependencies would in this scenario exercise tests 1, 2, 3 and 4. Tests 5 and 6 are not exercised, as they do not depend on modified files.

above, utilizes build metadata. One can envision a strategy based on *static analysis* of the code, at various levels of granularity. A coarse-grain strategy would be to select all tests that transitively refer to any modified class in Java; a finer-grain strategy would analyze transitive data and control dependences. This later approach could reduce the number of tests selected for a particular code change, due to finer granularity of dependency information it utilizes. However, sound treatment of certain language features, such as reflection in Java, may require compromising precision of such dependency analysis [2]. Also, this approach is hard to apply in multilingual code bases where it is possible for program control flow to cross language boundaries, such as Facebook’s mobile repository.

Selecting tests using change impact based on *dynamic analysis* could potentially further reduce the number of tests exercised on a particular change. Ekstazi [3] is an example of a test selection approach based on dynamically collected information about classes loaded into JVM during a previous execution of a particular test. Note that all dynamic methods *must* be treated as approximate, in a sense that they may ignore tests that would detect regression in a particular change. This is due to the fact it is fundamentally impossible to know control flow of a test execution *before* the test is exercised. Since test selection must take place before the test is run on a particular version of the code, it cannot be based on dynamic analysis of test’s behavior on *this exact* version. While it is possible to base test selection on dynamic analysis of the code a particular

change is based on, one can no longer make strict guarantees on quality of this approach, as even a small code change can arbitrarily alter runtime behavior. Also, maintaining per-test code coverage information accurate enough to drive the test selection process is impractical in large monolithic repositories [1], while recording it requires language-specific infrastructure and is challenging across language boundaries.

In this work, we propose and evaluate a data-driven, or *predictive*, test selection strategy. We look at test selection as a problem of learning a *classifier*, which, given a code change and a test, says how likely is it that the test will fail on that code change. Such a classifier is trained based on historical data: it is learned automatically from previous code changes and test outcomes on those changes. Obviously, since the goal is to predict test outcomes for future as-yet-seen code changes, the classifier acts upon a set of features extracted from code changes and from tests. Thus, a future code change’s behavior on a test can be predicted based on their respective features, and the learned behavior of similar code changes or similar tests. Such test selection strategy is approximate in the same sense as one based on dynamic analysis is – it may fail to select tests that would detect regressions. We prefer the predictive test selection over one based on information collected by dynamic analysis due to unknown accuracy of the latter and challenges associated with recording runtime information at Facebook’s scale.

Predictive test selection requires several important engineering considerations. Among those, how to account for *flakiness* in test outcomes is a key hindrance. Flakiness is the phenomenon whereby the same test produces different outcomes upon multiple independent trials. If we train our classifier on flaky test results, we get very poor predictions.

In this paper, we describe in detail the design of our predictive test selection system, as well as the way in which we compensate for flakiness. Our key results are the following:

- Using predictive test selection, we can catch over 95% of individual test failures and over 99.9% of faulty code changes. A code change is marked faulty if *any* of the individual tests run in response to the code change fails; typically it is the recall of the faulty code changes that matters.
- The test selection procedure selects fewer than a third of the tests that would be selected on the basis of build dependencies;
- At the same time, we reduce the total infrastructure cost of change-based testing by a factor of two.

The predictive test selection has been operational at Facebook for several months.

The rest of the paper is organized as follows. In Section II we give background information on Facebook’s repository structure and the continuous integration system. Section III discusses approximating a set of tests impacted by a particular change. In Section IV we describe the process of training and evaluating the predictive test selection strategy. Section V discusses how test flakiness affects the learned model. We present measured performance of the strategy in Section VI. In

Section VII we cover related work and conclude by discussing future directions in Section VIII.

## II. CONTINUOUS INTEGRATION AT FACEBOOK

### A. Repository Structure

At Facebook, all of source code comprising mobile applications and backend services is stored in a single code repository. There are few restrictions on interdependencies between different portions of the code base, to the point where Facebook apps for iOS and Android platforms utilize the same C++ libraries as the company’s backend services. However, any form of versioning parts of the repository is not supported and strictly disallowed. So is creating merge commits or maintaining long-lived feature branches. This forces all code changes submitted by developers to be linearized in a single *master* branch of the repository, also known as *trunk-based development* [4].

The monolithic code base model brings a number of benefits [4], it: simplifies dependency management, and in particular, makes it impossible for the dreaded diamond dependency problem to occur; forces end products to migrate to recent versions of libraries they depend on; enables large-scale refactorings of library APIs and all callsites, in one atomic change; encourages engineers to make small, incremental changes as well as check for interactions between changes made by different developers to the same product early in the development cycle. A primary disadvantage of this model is that even small changes can impact a large number of artifacts, which poses a challenge for scaling developer tools such as continuous integration.

Within the repository, source code is organized into small and reusable units referred to as *targets*, each defined in one of many build metadata files stored in the repository. Each target describes how to materialize its output artifacts from declared inputs, such as source files, and other targets it depends on. At the time materialisation of a particular artifact (e.g. compiling and linking a test binary) is requested, our cross-platform, language-agnostic build system, reads all relevant build metadata files in the repository and executes recipes prescribed in target specifications until the requested artifact is materialized. Targets are materialized in an order obtained by topologically sorting a directed acyclic graph (DAG) of dependencies between targets, with independent targets being materialized in parallel when possible.

Automated tests defined by developers are organized in *test targets* similarly to code under test. Those special targets define both how to materialize executables implementing tests as well as how to exercise them. When a developer or continuous integration system requests certain test to be run, the build system takes care of the whole process by first building the binaries and then launching them in an appropriate environment, for example using a mobile device emulator.

Depending on the programming language and testing framework in question, a single test target may define multiple *test cases*, each making a number of *assertions*. In our presented work we have considered a test target be the atomic unit of

verification performed in the continuous integration system. We consider a test target to *fail* if and only if any assertion made by any of test case has failed or the test binary terminated prematurely, for example due to a process crash.

### B. Testing in Developer Workflow

Typical mobile developer workflow involves:

- 1) Creating a *change* based on a recent commit in the master branch. Each change embeds information on the version of the repository it is based on. It is thus possible to reconstruct exactly the state of the code base after the change.
- 2) Creating a *diff* in the internal code review tool, attaching the change as the first *version* of the diff.
- 3) Iterating on the diff based on review feedback, creating a new version on each iteration.
- 4) Once the diff is accepted, submitting it for *landing*, which involves asynchronously pushing the diff into the master branch, if it introduces no detectable breakages.
- 5) If the diff is rejected during land, for example due to rebase conflicts or errors detected by static or dynamic analysis, the author of the diff may continue iterating or abandon it.

Automated testing happens at all stages of the developer workflow, with objectives varying from stage to stage.

1) *Pre-submit*: Although left with freedom to skip this step, developers typically exercise a few hand-picked tests prior to creating a diff in the code review tool. In this way engaging reviewers is avoided if the diff is broken in a quickly detectable way, which limits human resources used in the review process.

2) *Diff-time*: Facebook's continuous integration system automatically runs a subset of tests every time a new version of a diff is created and reports their results in the code review tool. Each tested patch is first rebased onto a recent version of master branch that is known to pass all automated tests, which guarantees reported test failures to indicate diff introducing a regression. The developer need not wait for the results before working on a follow up diff. This feedback lets developers fix any detected problems before they move on to a different task and lose some of the context of the change. Ideally results of test suite should be delivered in no more than ten minutes.

3) *Land-time*: Once a diff is submitted for landing, it is rebased onto a recent version of master branch that passes all automated tests and a (possibly more comprehensive) subset of tests is run on the modified version of the code base. The diff is rejected if any of the tests reports a failure on it. This stage of testing acts as a gatekeeper, guarding against breakages slipping into the master branch.

Note that due to the velocity of code changes, it is not feasible to serialize the process of land-time testing for all of them. This implies that a number of code changes submitted for landing will be rebased onto the same version of master branch, tested in parallel and then serialized into a linear history of commits. It is possible that changes being landed simultaneously pass when tested individually, even though

they would cause test failures when rebased on top of each other.

4) *Stabilization*: Once every few hours, all tests are exercised on the most recent version of master branch. Tickets are created for failing tests, which are then triaged either to their respective owners or authors of breaking changes. This stage aims to catch any breakages that slipped through prior stages and find versions of master branch that are free of bugs detectable using automated tests. Release candidates of mobile applications can only be based of such versions of the repository, which implies no bug detectable via automated testing can affect the quality of released product, even if it slips through prior stages.

The stabilization stage could also be considered a form of testing all diffs submitted in the past few hours *in a batch*. Testing multiple diffs at once can greatly reduce infrastructure cost of continuous integration, although it does have a few notable disadvantages. Successful completion of a test suite does not imply each diff in the sequence is free of detectable faults, as it is possible for the sequence to contain a diff introducing a breakage and a following diff fixing the bug. Additionally, if the test suite detects a fault it is usually not immediately clear which of the diffs was a culprit [5].

Out of all discussed stages of automated testing, diff- and land-time ones require an order of magnitude more machine resources than testing during the stabilization stage. Resource requirements of earlier stages scale at least linearly in the number of developers, contrary to resources devoted to the last stage. This is due to the relative frequency of events that trigger different stages, which increases for those happening earlier in the developer workflow.

Presence of the stabilization stage means the main goal of diff- and land-time testing is to boost developer productivity at an additional infrastructure cost, rather than to reduce risk of buggy software being released. Continuous integration system must work with a trade-off between infrastructure cost and latency of test signal, as well as chances of a breaking change being landed, both of which should be minimized. Thoroughness of testing at each stage can be controlled to decide which part of the trade-off is implemented.

- Less thorough testing at diff- and land-time would cause developers to learn about errors that need to be corrected at a later time, in the extreme case at the stabilization phase. This increases the need to context-switch between tasks, which negatively impacts developer productivity.
- More thorough testing prior to landing a diff, although reducing the chances of detectable bug being committed to master branch, negatively impacts the cost of testing and/or latency of correctness signal provided to a developer.

## III. LEARNING TO SELECT TESTS

### A. Approximating The Set of Impacted Tests

Implementing a *perfect* test selection strategy, that is one choosing all-and-only tests impacted by a particular code change, is not feasible. Such a strategy would necessarily

require access to pieces of information unavailable at test selection time. Our key observation is that we can *derive from data* a strategy that is close enough to a perfect one.

*While we cannot compute exactly the set of impacted tests for a particular change, we can approximate this computation by learning to identify which tests would have reported a failure, based on historical data.*

It is important to note that our approximation needs not be *conservative*, in a sense that it may miss some of the impacted tests, yet it can still be applied in diff- and land-time testing. As explained in Section II, these stages of testing are not only non-essential, but also cannot maintain the quality of the released product on their own due to races between diffs being tested and landed simultaneously. Their primary objective is to improve developer productivity at some additional infrastructure cost. This means the continuous integration system *may* trade how thorough testing is applied at each stage with how much it costs in terms of machine resources and developer time, in order to optimize developer experience while keeping these costs in check.

Fig. 2 depicts test targets impacted by a code change according to various test selection strategies as well as their respective outcomes. While all tests reporting failures must be impacted by the change, not all of the tests that passed are. Intuitively, when learning to approximate the set of impacted tests for a particular change, we should aim to capture as many tests that would report failure and as few unimpacted tests as possible. We will now formalize this intuition and discuss metrics that quantify usefulness of test selection strategy to the process of change-based testing in continuous integration system.

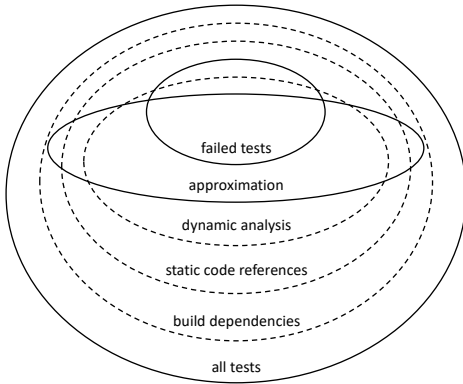


Fig. 2. Schematic relationship between sets of tests selected by different methods for a hypothetical change, as well as all and only failed tests. Proportions are not preserved. Note that approximate test selection is not conservative, in a sense that it has missed a portion of failing tests, which definitely were impacted by the change. Similarly, strategy based on dynamic analysis has missed a portion of failures, as it has selected a subset of tests based on information collected on prior version of the code. Coarse-grained build dependencies, specified at the granularity of targets, rather than individual files, typically cause test selection based on analysis of code references more accurate than one based on build dependency graph.

## B. Measuring Quality of Test Selection

At diff- and land-time stages of testing, the continuous integration system does not need to exercise all test targets transitively depending on code modified in a diff. While the fact that specific tests are passing may constitute useful feedback to developers, it suffices if only targets that *would* fail are run on a particular code change. This is due to the code change being ineligible for landing and requiring developer action *if and only if* it breaks any test. For the same reason, had we known ahead of time that none of the tests would report a failure, we would not need to run any of them. Since almost 99.9% of test targets selected by build-dependency-based selection strategy pass, selecting fewer passing tests could greatly reduce the resources consumed by testing.

We can formalize the above considerations by defining three metrics which quantify quality of a particular test selection strategy. Let us introduce notation we will use throughout the rest of this paper. For a test selection strategy  $s$  and a code change  $d$ , let:

- $AllTests(d)$  be the set of test targets present in the version of the repository associated with  $d$ ,
- $DependentTests(d) \subseteq AllTests(d)$  be the set of test targets transitively dependent upon any file modified in  $d$  according to build metadata,
- $SelectedTests(s, d) \subseteq AllTests(d)$  be the set of test targets selected by  $s$  on  $d$ ,
- $FailedTests(d) \subseteq DependentTests(d)$  be the set of test targets that would report failure on  $d$  had all tests been exercised,

*Definition 3.1 (Test recall):*

Let  $s$  be a test selection strategy and  $D$  a set of code changes, such that for  $F_d = FailedTests(d)$ ,  $\exists d \in D F_d \neq \emptyset$ .

$$TestRecall(s, D) = \frac{\sum_{d \in D} |SelectedTests(s, d) \cap F_d|}{\sum_{d \in D} |F_d|}$$

Intuitively, test recall equals empirical probability of a particular test selection strategy “catching” an individual failure.

*Definition 3.2 (Change recall):*

Let  $s$  be a test selection strategy and  $D$  a set of code changes, such that for  $F_d = FailedTests(d)$ ,  $\exists d \in D F_d \neq \emptyset$ .

$$ChangeRecall(s, D) = \frac{|\{d \in D \mid SelectedTests(s, d) \cap F_d \neq \emptyset\}|}{|\{d \in D \mid F_d \neq \emptyset\}|}$$

Intuitively, change recall equals empirical probability of a particular test selection strategy “catching” at least one failure on a faulty code change.

*Definition 3.3 (Selection rate):*

Let  $s$  be a test selection strategy and  $D$  a set of code changes.

$$SelectionRate(s, D) = \frac{\sum_{d \in D} |SelectedTests(s, d)|}{\sum_{d \in D} |DependentTests(d)|}$$

Note that selection rate measures the fraction of test targets selected by a particular strategy relative to the build-dependency-based one. Since the latter is easily computable and identifies all (but not only) the impacted test targets for

each code change, it constitutes a good baseline to compare other methods against.

Whenever a particular set of changes  $D$  follows from the context, we omit it and write  $\text{TestRecall}(s)$ ,  $\text{ChangeRecall}(s)$ ,  $\text{SelectionRate}(s)$  respectively.

#### IV. TEST SELECTION MODEL

In this section, we present our main contribution: a statistical model that selects a subset of tests to exercise on a particular code change. The model, rather than being defined manually, is derived using basic machine learning techniques from a large dataset that records the outcomes of running all potentially impacted tests on a sample of code changes submitted to the continuous integration system.

Ideally, we would like to learn a model that selects all-and-only-those tests impacted by a particular code change. As discussed in Section III we cannot observe exactly which tests were impacted by the change even if we exercise all of them. We can, however, tell which tests have failed on the change. Since all failed tests must have been impacted, we can instead learn to predict whether a particular test would have failed and select tests that have high likelihood of failing according our prediction.

Having access to large dataset containing outcomes of tests run on historical changes submitted to the continuous integration system, we can train a binary classifier, which recognizes pairs of code changes and tests that reported failure on them. While doing so, we must ensure that the classifier generalizes to previously unseen changes, as it is extremely unlikely for the same historical code change based on the same version of the repository to ever be created again. Therefore, we make the classifier operate on a set of features in place of an actual code change and an actual test. The trained classifier is a function that takes as inputs features of a given change and a test, and outputs a likelihood of the actual test failing on the change if it was run.

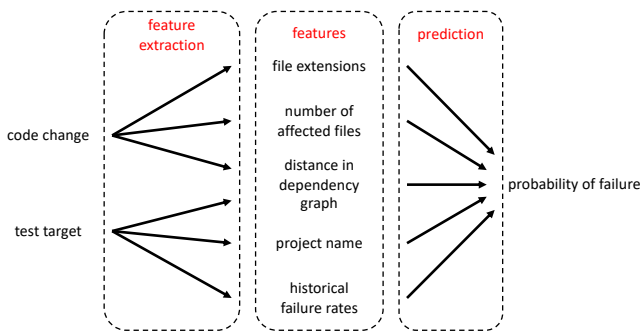


Fig. 3. A schematic explanation of feature extraction and prediction process. Individual features used by the test selection model are covered in Section IV-A.

We are using the learned test selection to make data-guided trade-off between the cost and quality of test signal at different stages of testing in the continuous integration system. For this reason, we must be able to predict behavior of

the test selection model on changes submitted in the future and adjust it, in order to achieve desired correctness guarantees.

#### A. Feature Engineering

Model inputs, a change  $d$  and a test target  $t$  provide a natural way to think about different categories of features: change- and target-dependent ones, as well as cross features between them.

Change level features consist of:

- *Change history for files* is useful to identify active areas of development which are more prone to breakages. We thus use features indicating number of changes made to modified files in the last 3, 14, and 56 days.
- *File cardinality*, or number of files touched in a change. Large changes are harder to review and we assume that probability of a test failure is lower for small changes.
- *Target cardinality*, i.e. number of test targets triggered by a change. If certain files are used in many projects then a small change in them might trigger unexpected behavior.
- Our projects use multiple programming languages, which have different breakage patterns. We use a fixed-size bit vector to identify *extensions of files* modified in a change.
- Number of *distinct authors* for files in a change might indicate common code that is used in multiple project and requires extra attention.

Target level features consist of:

- *Historical failure rates* of a target are a good baseline for the probability of failure. We include a vector of failure rates in the last 7, 14, 28 and 56 days as a feature.
- *Project name* is useful to identify an area the target covers and categorize breakage patterns based on a project.
- *Number of tests* in a target can be used as a proxy of the code area covered by it.

Cross features are:

- *Minimal distance* between one of the files touched in a change and the prediction target. The feature approximates how close are changes to a given target and the significance of the impact on it.
- Number of *common tokens* shared by paths of modified files and test defines lexical distance to proxy human perceived relevance.

#### B. Model Architecture

Our learned test selection strategy is based on gradient boosted decision trees classifier [6]. This learning algorithm has a number of properties desirable for our use-case: it does not require normalizing feature values, takes little time to train on available hardware, works out-of-the-box for datasets where numbers of positive and negative examples differ by a few orders of magnitude, supports ordinal and categorical features.

The classifier is learned on test outcomes recorded for changes submitted over past three months. Each entry in such *training dataset* represents a change  $d$  and a test target  $t \in \text{DependentTests}(d)$ , and is labeled as positive if and only if  $t \in \text{FailedTests}(d)$ . The classifier provided with features extracted from a particular code change  $d$  and test target  $t$

returns a score  $\text{Score}(d, t) \in [0, 1]$ , which can be interpreted as estimated likelihood of  $t \in \text{FailedTests}(d)$ .

The proposed strategy  $s^*$  constructs a subset of selected targets for a particular change  $d$  based on scores returned by the classifier for all  $t \in \text{DependentTests}(d)$ . It is parameterized with a score threshold above which the target shall be selected,  $\text{ScoreCutoff}(s^*) \in [0, 1]$ , and a number of top-scoring targets to select for each change,  $\text{CountCutoff}(s^*) \in \mathbb{N}_{\geq 0}$ .

- $\text{LikelyFailing}(s^*, d)$  contains all  $t \in \text{DependentTests}(d)$  for which  $\text{Score}(d, t) \geq \text{ScoreCutoff}(s^*)$ .
- $\text{HighlyRanked}(s^*, d)$  contains up to  $\text{CountCutoff}(s^*)$  of  $t \in \text{DependentTests}(d)$  with highest  $\text{ScoreCutoff}(s^*)$ .

The final strategy  $s^*$  is defined as a union of the two approaches above  $\text{SelectedTests}(s^*, d) = \text{LikelyFailing}(s^*, d) \cup \text{HighlyRanked}(s^*, d)$ .

### C. Model Calibration

Behavior of trained classifier depends on training dataset and chosen learning algorithm. Feature engineering, collecting higher quality and quantity of data, tuning hyper-parameters of the learning algorithm all contribute to the classifier returning more accurate scores. The more accurate the scores, the better is the trade-off between correctness and cost savings brought by predictive test selection. However, actual performance of proposed strategy  $s^*$  is determined by values of  $\text{ScoreCutoff}(s^*)$  and  $\text{CountCutoff}(s^*)$  chosen during *calibration* based on the desired performance.

We use strategy  $s^*$  trained on past code changes to select tests for changes created in the future. Therefore, when calibrating  $s^*$  and evaluating its performance we must use test results not included in the training dataset. We split collected data, such that test outcomes recorded for changes submitted during the most recent week fall into the *testing dataset* and the remainder forms the *training dataset*. Described approach ensures the evaluation procedure closely replicates how the model is going to be used in practice, which makes estimated model performance match closely the one observed in production.

Accurately measuring test and change recall for a set of all code changes,  $D$ , recently submitted to continuous integration system, and a particular test selection strategy  $s$  requires knowing outcomes of all test targets belonging to  $\text{DependentTests}(d)$  for each  $d \in D$  in order to determine  $\text{FailedTests}(d)$ . Note that had we only exercised  $\text{SelectedTests}(d)$  we would not be able to determine whether we had missed any test targets belonging to  $\text{FailedTests}(d) \setminus \text{SelectedTests}(d)$ . Thus, the only way to calculate test and change recall of  $s$  is to exercise all test targets in  $\text{DependentTests}(d)$  for each change  $d \in D$ . The need to repeatedly evaluate performance of the test selection model renders this approach impractical. Also, running all possibly impacted tests on each change defeats the purpose of our work, which is to significantly reduce the infrastructure cost of continuous integration. In practice, we have found it is sufficient to estimate the performance of a test selection strategy based on a sample of test results. We sample independently a subset  $D' \subset D$  such that  $|D'| \ll |D|$

and schedule for each  $d \in D'$  a *learning test run*. During such run we exercise all test targets in  $\text{DependentTests}(d)$  and record their results. We then compute test and change recalls, as well as selection rate of  $s$  on changes in  $D'$  and assume they are a good approximation of performance of  $s$  on  $D$ .

Learning test runs do not produce any output visible to developers interacting with the continuous integration system. This gives us an opportunity to defer them to off-peak hours, when load on CI and other developer tools drops significantly. In this way are able to sample close to a quarter of submitted code changes and collect evaluation data without increasing peak resource usage of the system, utilizing only off-peak, spare capacity.

### D. Deployment Process

Since we evaluate the model’s performance on only one week worth of test outcomes, we cannot guarantee it remains unchanged for a much longer period of time. For this reason, we have automated the following process to occur on a weekly basis:

- Train new model as described in Section IV-C, including freshly collected data.
- Assert that the trained model’s performance meets predefined criteria. We may require  $\text{SelectionRate}(s^*) < 0.3$  for  $\text{TestRecall}(s^*) = 0.9$  and  $\text{CountCutoff}(s^*) = 0$ , for example.
- In the case that the assertion is violated, the responsible team member is notified to investigate regression.
- The model meeting the criteria automatically replaces one operating in production.

The ability to retrain a test selection strategy is a major advantage of a learning-based approach over a manually devised heuristic, as the former can dynamically *adapt* to evolving code base and continuously guarantee a predefined level of correctness. Automating the process of training, verifying and deploying the model has reduced the maintenance cost of the system and the likelihood that a human will cause a model to underperform and affect developer productivity.

## V. TEST FLAKINESS

While it’s convenient to consider every reported test failure to indicate presence of a fault, outcomes of real-world tests are frequently affected by *flakiness*. In the context of change-based testing, we consider a failure that is not caused by the change as one caused by test flakiness. Typical sources of flakiness include [7], [8]: usage of random number generators, assumptions about timeliness of asynchronous operations, races in the test code, reliance on production services, and tests poisoning the environment. Although Facebook’s developers are incentivized and provided with resources to write reliable tests and fix flaky ones, we do not believe eradicating test flakiness entirely is economically viable. Thus it is a responsibility of the continuous integration system to operate well in presence of flakiness [5].

For the purpose of evaluating test selection strategies, we identify failures unrelated to the code change by retrying

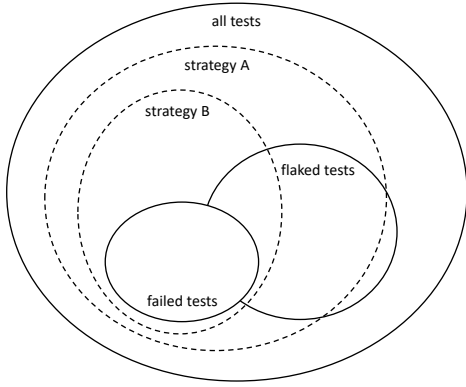


Fig. 4. Schematic relationship between sets of tests selected by two strategies for a hypothetical change, as well as tests that failed all and some-but-not-all attempts. Proportions are not preserved. Both strategies capture all failed tests, however the portions of tests that failed flakily differ. Strategy *A* having selected more tests overall than *B* also captured more tests failing for reasons unrelated to the change.

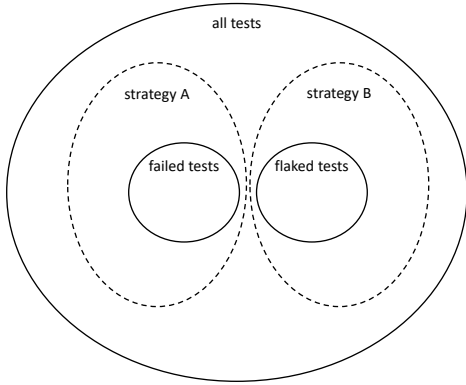


Fig. 5. Schematic relationship between sets of tests selected by two strategies for a hypothetical change, as well as tests that failed all and some-but-not-all attempts. Both strategies captured half of  $\text{FailedTests}(d) \cup \text{FlakedTests}(d)$  on a change  $d$ . Strategy *A* captured exactly  $\text{FailedTests}(d)$ , which is desired behavior, while strategy *B* captured exactly  $\text{FlakedTests}(d)$  and none of  $\text{FailedTests}(d)$ , which is not acceptable. Note that if we were not able to distinguish  $\text{FailedTests}(d)$  from  $\text{FlakedTests}(d)$ , we would measure equal performances of both strategies, and thus were not able to deterministically avoid choosing the bad one, that is strategy *B*.

corresponding test a number of times. During test runs producing training and evaluation data, every failed test target is exercised up to ten times or until it reports a successful result, whichever comes first. Results of all attempts of each test target  $t \in \text{DependentTests}(d)$  are then aggregated for a particular code change  $d$ , so that:

- $t \in \text{FailedTests}(d)$  if and only if all attempts failed,
- $t \in \text{FlakedTests}(d)$  if and only if there was both failed and successful attempt.

The described de-flaking procedure assumes that if there exists a possible execution of a test on a particular version of the code that does not trigger a failure, then any failure the test may report on that version of the code is flaky. This technique is accepted across the industry [5].

Let  $D'$  be the set of changes sampled for learning test runs. We have observed that  $\sum_{d \in D'} |\text{FlakedTests}(d)|$  is about four

times larger than  $\sum_{d \in D'} |\text{FailedTests}(d)|$ . Note that the number of test targets failing flakily depends on the employed test selection strategy. For each change  $d$ ,  $\text{FailedTests}(d)$  can only contain impacted tests and is empty for all non-faulty  $d$ . At the same time,  $\text{FlakedTests}(d)$  may be non-empty irrespective of whether  $d$  is faulty or not. This is due to flaky tests having non-zero chance of reporting failure even if they are not impacted by a change. We thus can expect the fraction of failures identified as flaky to increase significantly if all tests are run on each code change, and shrink accordingly if a more sophisticated test selection strategy is employed. Fig. 4 explains above reasoning on an example.

It is worth noting that the retry-based de-flaking mechanism may not address all forms of flakiness. Hence our estimate on the number of test failures that are not related to the underlying code change should be treated as lower-bound.

Test flakiness impacts predictive test selection, as it affects recorded test outcomes used to train and evaluate test selection models. In the end of the day, the correctness of test selection strategy depends on its ability to capture test failures caused by the change, not flaky ones. If we were not able to distinguish between them, we would risk training the model to accurately capture tests that failed flakily, rather than those that failed detecting a fault. It is best seen on Fig. 5.

## VI. RESULTS

While performance of the test selection model operating in production is important for developer productivity and continuous integration resources, true insight comes from studying how different features affect the trade-off between the model's ability to catch test failures and the number of tests needed to be exercised. In the following sections we use popular model introspection techniques to determine the impact of utilized features. Additionally, we cover the impact of test flakiness and show that the learned test selection strategy performs well in real-world conditions, where test outcomes are not fully deterministic.

### A. Empirical Performance

Fig. 6 and Fig. 7 depict measured performance of predictive test selection strategy  $s^*$  for varying values of parameters. We measure dependency of  $\text{TestRecall}(s^*)$  on  $\text{ScoreCutoff}(s^*)$  and  $\text{ChangeRecall}(s^*)$  on  $\text{CountCutoff}(s^*)$  separately. This greatly simplifies calibrating the model, avoiding the need to grid-search over possible pairs of both parameters. Given targeted correctness of  $s^*$ , we determine  $\text{ScoreCutoff}(s^*)$  corresponding to desired  $\text{TestRecall}(s^*)$  based on Fig. 6 and independently  $\text{CountCutoff}(s^*)$  corresponding to desired  $\text{ChangeRecall}(s^*)$  based on Fig. 7. While, in principle, either recall depends on the choice of *both*  $\text{ScoreCutoff}(s^*)$  and  $\text{CountCutoff}(s^*)$ , we have found that in order to achieve high  $\text{TestRecall}(s^*)$  while  $\text{ScoreCutoff}(s^*) = 0$  one would have to set  $\text{CountCutoff}(s^*)$  to large value, which would cause all possibly affected test targets to run on large portion of changes. Likewise, in order to achieve high  $\text{ChangeRecall}(s^*)$  while  $\text{CountCutoff}(s^*) = 0$  one would have to set  $\text{ScoreCutoff}(s^*)$  such that tests with very low

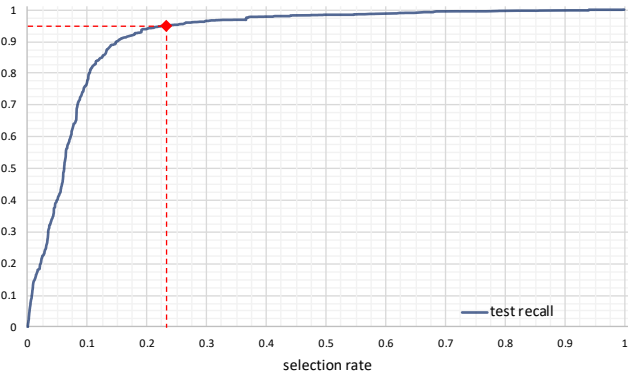


Fig. 6.  $\text{TestRecall}(s^*)$ ,  $\text{SelectionRate}(s^*)$  as functions of  $\text{ScoreCutoff}(s^*)$ , whose values vary along the curve. We fix  $\text{CountCutoff}(s^*) = 0$ . All relationships can be inverted, so that it's possible to determine  $\text{ScoreCutoff}(s^*)$  corresponding to a particular value of  $\text{TestRecall}(s^*)$  or  $\text{SelectionRate}(s^*)$ .

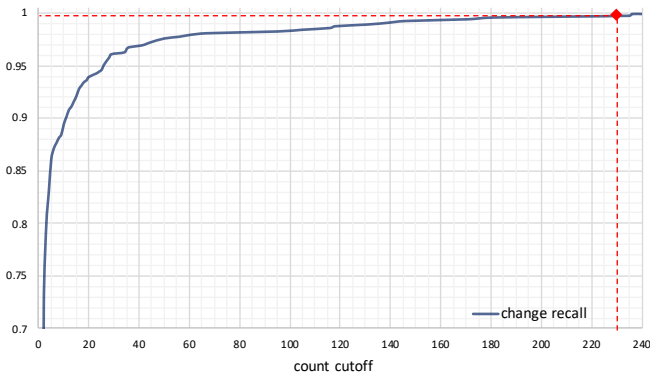


Fig. 7.  $\text{ChangeRecall}(s^*)$  as a function of  $\text{CountCutoff}(s^*)$ , for fixed  $\text{ScoreCutoff}(s^*) = 0$ . Note the range on the vertical axis extends from 0.7 to 1. This is due to the model being able to capture at least one failure on 70% of faulty changes by selecting only two highest-scoring test targets.

probability of failing are exercised, which too increases the number of selected test targets.

At Facebook, we calibrate the test selection model  $s^*$  to guarantee  $\text{TestRecall}(s^*) > 0.95$  and  $\text{ChangeRecall}(s^*) > 0.999$  at land-time stage of testing, as marked on Fig. 6 and Fig. 7. As a consequence, we fail to report only  $< 5\%$  of individual test failures and  $< 0.1\%$  of faulty changes. Based on our experience operating such test selection strategy in production for several months, the described correctness guarantees are sufficient. Note that any faulty change that makes it into the master branch will be detected in the stabilization stage. Besides, significantly more faults are detected in stabilization stage due to reasons discussed in Section II-B3, than due to the test selection missing failing tests.

As seen in Fig. 6, had the model only been selecting  $\text{LikelyFailing}(s^*, d)$  test targets for each change  $d$ , we would observe  $\text{SelectionRate}(s^*) < 0.25$ . Fig. 7 shows that had the model only been selecting  $\text{HighlyRanked}(s^*, d)$  test targets for each change  $d$ , it would choose no more than  $\text{CountCutoff}(s^*) = 230$  targets per change. Note that the average number of targets transitively depending on files modified in a change  $d$  is  $|\text{DependentTests}(d)| \gg 1000$ , that is multiple times larger

than  $\text{CountCutoff}(s^*)$ . Overall, combining both approaches, that is selecting  $\text{SelectedTests}(s^*, d) = \text{LikelyFailing}(s^*, d) \cup \text{HighlyRanked}(s^*, d)$  for each change  $d$ , yields a model that achieves  $\text{TestRecall}(s^*) > 0.95$ ,  $\text{ChangeRecall}(s^*) > 0.999$  and  $\text{SelectionRate}(s^*) < 0.33$ .

The impact of the described test selection on the scalability of the continuous integration system can be best measured by the fact that deploying it has reduced total number of test executions by a factor of three and total infrastructure cost of testing code changes, measured in number of machines, by a factor of two, relative to test selection based on build dependencies.

## B. Feature Selection

The model with all the features defined in Section IV-A will not necessarily perform better than a model with a subset of them and we therefore need to apply feature selection. In order to evaluate feature importance we used a wrapper method [9]: for every feature above we evaluated the model on a full feature set and a full set without the evaluated feature. To measure the impact of a feature on a model we use ratios of  $\text{SelectionRate}(s^*)$  given  $\text{TestRecall}(s^*) = 0.9$  for the classification metric and  $\text{CountCutoff}(s^*)$  ratios for the ranking metric. Table I summarizes performance improvements and regressions for the features defined in Section IV-A, the higher value is associated with better performance. Values below 1 indicate a regression that was introduced by the feature.

TABLE I  
RELATIVE FEATURE PERFORMANCE

Feature	Classification	Ranking
File extensions	1.04	1.62
Change history for files	1.03	1.59
File cardinality	0.95	0.98
Target cardinality	1.1	0.2
Historical failure rates	1.37	1.62
Project name	1.15	0.97
Number of tests	1.07	2.89
Minimal distance	1.23	0.96
Common tokens	0.33	0.68
Distinct authors	0.3	0.72

The best performing model uses *file extensions*, *change history*, *failure rates*, *project name*, *number of tests* and *minimal distance*. The remaining features introduce regressions and we excluded them from the models used in Section IV-D. Despite the regression on the ranking metric, we include the *project name* feature. The feature improves the classification metric, which dominates selection rate of the strategy.

## C. Impact of Test Flakiness

We have shown in Section V a theoretical argument that an ability to identify failures unrelated to a code change is important when evaluating empirical performance of a test selection strategy. An interesting question is whether flakiness impacts learned test selection models *in practice*. To answer



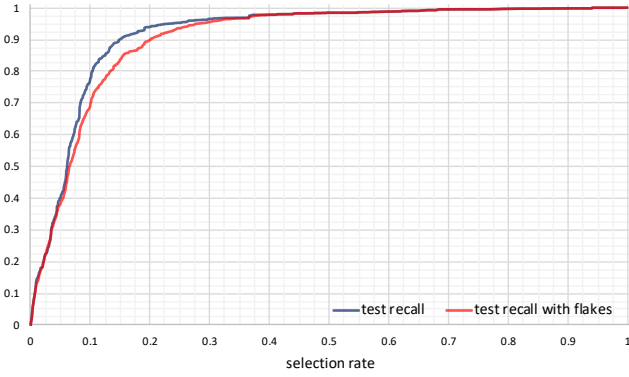


Fig. 8.  $\text{TestRecall}(s_A)$ ,  $\text{TestRecallWithFlakes}(s_A)$  as functions of  $\text{SelectionRate}(s_A)$  for  $\text{CountCutoff}(s_A) = 0$  in Experiment A. The model is better at “catching” failed tests than those that would flake, as indicated by the fact  $\text{TestRecall}(s_A) \geq \text{TestRecallWithFlakes}(s_A)$ .

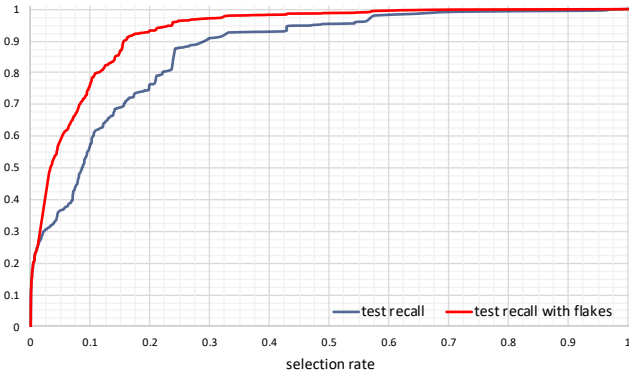


Fig. 9.  $\text{TestRecall}(s_B)$ ,  $\text{TestRecallWithFlakes}(s_B)$  as functions of  $\text{SelectionRate}(s_B)$  for  $\text{CountCutoff}(s_B) = 0$  in Experiment B. The model trained and calibrated on non-de-flaked data using  $\text{TestRecallWithFlakes}(s_A)$  would achieve worse-than-expected  $\text{TestRecall}(s_A)$ , thus failing to report larger-than-expected number of test failures, as indicated by the fact  $\text{TestRecall}(s_B) < \text{TestRecallWithFlakes}(s_B)$ .

it, we have conducted additional experiments that measure performance of a model trained on data that did not undergo the described de-flaking procedure.

In order to quantify to what extent a test selection strategy captures failures unrelated to the underlying change, we define a measure similar to  $\text{TestRecall}$ .

*Definition 6.1 (Test recall with flakes):*

Let  $s$  be a test selection strategy and  $D$  a set of code changes, such that for  $F_d = \text{FailedTests}(d) \cup \text{FlakedTests}(d)$ ,  $\exists d \in D F_d \neq \emptyset$ .

$$\text{TestRecallWithFlakes}(s, D) = \frac{\sum_{d \in D} |\text{SelectedTests}(s, d) \cap F_d|}{\sum_{d \in D} |F_d|}$$

Intuitively, the new metric equals empirical probability of a particular test selection strategy “catching” a failed test outcome irrespective of whether it was related to the change or not. In the following experiments, we compare values of  $\text{TestRecall}(s)$  and  $\text{TestRecallWithFlakes}(s)$  to determine whether the model is learning to identify tests that would detect a fault or those that would flake.

In Experiment A, we have trained a test selection model  $s_A$  as described in Section IV. Using the evaluation dataset, we have plotted  $\text{TestRecall}(s_A)$ ,  $\text{TestRecallWithFlakes}(s_A)$  as functions of  $\text{SelectionRate}(s_A)$  for  $\text{CountCutoff}(s_A) = 0$  as seen in Fig. 8.

In Experiment B, we have trained the test selection model  $s_B$  as described in Section IV, with one modification. This time, when training the binary classifier described in Section IV-B, we considered examples  $(d, t)$  for  $t \in \text{DependentTests}(d)$  and  $d \in D$  as positives if and only if  $t \in \text{FailedTests}(d) \cup \text{FlakedTests}(d)$ . This is equivalent to training the model on test outcomes recorded by hypothetical learning test runs that did not perform aggressive retries described in Section V. Using the evaluation dataset, we have plotted  $\text{TestRecall}(s_B)$ ,  $\text{TestRecallWithFlakes}(s_B)$  as functions of  $\text{SelectionRate}(s_B)$  for  $\text{CountCutoff}(s_B) = 0$  as seen in Fig. 9.

A number of observations based on the presented results of the experiments lead to interesting conclusions.

- 1) We have  $\text{TestRecall}(s_B) < \text{TestRecallWithFlakes}(s_B)$  for all  $\text{SelectionRate}(s_B) \in [0, 1]$ . Had we not performed the de-flaking procedure described in Section V, we would train and evaluate test selection model on a dataset that conflates failed and flaked tests. As a result, we would perceive the model to capture  $\text{TestRecallWithFlakes}(s_B)$  fraction of failures at chosen selection rate. In reality the model would capture only  $\text{TestRecall}(s_B)$  of failures at this selection rate. Note that at  $\text{SelectionRate}(s_B) = 0.15$  we have  $\text{TestRecallWithFlakes}(s_B) \approx 0.9$  but  $\text{TestRecall}(s_B) \approx 0.7$ . Had we deployed such a model in production, we would fail to report *three times as many test failures* as expected from the evaluation.
- 2) For all  $\text{SelectionRate}(s_A) = \text{SelectionRate}(s_B) \in [0, 1]$  we have  $\text{TestRecall}(s_A) > \text{TestRecall}(s_B)$ . This confirms that training the model on data that did not go through de-flaking procedure yields a model with strictly worse performance than had training data been de-flaked.
- 3)  $\text{TestRecall}(s_A) \geq \text{TestRecallWithFlakes}(s_A)$  for all choices of  $\text{SelectionRate}(s_A) \in [0, 1]$ . This verifies that the model trained on de-flaked data is not worse at “catching” failed tests than those that flaked, a desired behavior.

We can therefore conclude that it is important to reduce the impact of flakiness on data used *both for training and evaluation*, to prevent the model from learning to capture mostly flaky failures as well as to be able to accurately measure its performance.

## VII. RELATED WORK

A number of test selection techniques based on *static analysis* of source code at varying granularity have been proposed to date. Ryder and Tip [10] present a test selection strategy based on method-level analysis of call graphs. Legunsen et al. [2], [11] conducted an extensive study of static techniques, noting that ones based on analyzing class-level test dependencies match performance of state-of-art dynamic methods, such as Ekstazi [3]. Zhang [12] described a test selection strategy that combines method- and file-level analysis of test dependency and change information. The mentioned techniques are not

easily extensible to multilingual code bases, where control flow of a program can cross language boundaries. Also, analyzing code dependencies at fine granularity poses scaling challenges in multi-million line code bases.

On the other hand, we are aware of multiple test selection strategies based on *dynamic analysis*. Rothermel et al. [13] first describe a dynamic test selection technique operating at a granularity of basic blocks in control flow graph. Gligoric et al. [3] proposed a method operating at the granularity of files. Celik et al. [14] present a technique capable of tracing test execution across language boundaries. The mentioned dynamic techniques require recording execution traces at sufficiently fine granularity, which is not feasible at Facebook's scale.

Memon et al. [1] describe a technique most closely related to our work, coming from similar industrial context. The technique has been applied in large, monolithic code base and combines static analysis of build metadata with the empirical observation that changed units of code and failing tests have small distance in build dependency graph. In our predictive test selection strategy, we use the distance as one of the features and find that, although important, it is not sufficient to conduct accurate test selection on its own.

### VIII. CONCLUSIONS AND FUTURE DIRECTIONS

Delivering test signal to engineers early in the development workflow is crucial to developer productivity. Continuous integration systems must, however, balance the quality of signal with its latency and cost, which can be achieved through change-based test selection. Designing and implementing scalable test selection strategy is a non-trivial problem, especially in large monolithic code bases. We have demonstrated that such a strategy can in fact be *learned* automatically from a sufficiently large dataset containing outcomes of tests exercised on various code changes. By combining many sources of information, each being a weak indicator of whether a particular test needs to be run on a specific version of code on its own, we were able to construct a test selection strategy delivering good and predictable performance. Applying machine learning techniques allowed us to maintain the strategy with little to no manual tuning that is typically necessary with various heuristics. We have also shown that non-determinism of real-world tests does not preclude applicability of predictive test selection.

Many important sources of information, such as history of code changes, could be incorporated into the test selection model in the form of additional features. We have shown that the model effectively combines multiple seemingly unrelated pieces of information in order to assess the probability of a particular test failing. We believe that existing change-impact analysis techniques can yield many more powerful features we did not have a chance to explore in this work.

We are also interested in experimenting with more sophisticated machine learning algorithms and model architectures. The presented approach considers each test potentially impacted by a change separately, thus it cannot capture the fact that some subsets of tests may have overlapping coverage

and thus correlated results. We believe it is possible to make the predictive test selection strategy understand correlations between tests outcomes and avoid selecting multiple sets that are likely going to provide redundant signal [15].

### ACKNOWLEDGMENTS

We would like to thank the following engineers and acknowledge their contributions to the project: Billy Cromb, Jakub Grzmiel, Glenn Hope, Hamed Neshat, Andrew Pierce, Yuguang Tong, Eric Williamson, and Austin Young.

### REFERENCES

- [1] A. Memon, Z. Gao, B. Nguyen, S. Dhanda, E. Nickell, R. Siemborski, and J. Micco, "Taming Google-scale continuous testing," in *Proceedings of the 39th International Conference on Software Engineering: Software Engineering in Practice Track*, ser. ICSE-SEIP '17. Piscataway, NJ, USA: IEEE Press, 2017, pp. 233–242.
- [2] O. Legunsen, F. Hariri, A. Shi, Y. Lu, L. Zhang, and D. Marinov, "An extensive study of static regression test selection in modern software evolution," in *Proceedings of the 2016 24th ACM SIGSOFT International Symposium on Foundations of Software Engineering*, ser. FSE 2016. New York, NY, USA: ACM, 2016, pp. 583–594.
- [3] M. Gligoric, L. Eloussi, and D. Marinov, "Practical regression test selection with dynamic file dependencies," in *Proceedings of the 2015 International Symposium on Software Testing and Analysis*, ser. ISSTA 2015. New York, NY, USA: ACM, 2015, pp. 211–222.
- [4] R. Potvin and J. Levenberg, "Why Google stores billions of lines of code in a single repository," *Commun. ACM*, vol. 59, no. 7, pp. 78–87, Jun. 2016.
- [5] J. Micco, "The state of continuous integration testing at Google," 2017. [Online]. Available: <https://ai.google/research/pubs/pub45880>
- [6] T. Chen and C. Guestrin, "XGBoost: A scalable tree boosting system," in *Proceedings of the 22nd ACM SIGKDD International Conference on Knowledge Discovery and Data Mining*, ser. KDD '16. New York, NY, USA: ACM, 2016, pp. 785–794.
- [7] Q. Luo, F. Hariri, L. Eloussi, and D. Marinov, "An empirical analysis of flaky tests," in *Proceedings of the 22nd ACM SIGSOFT International Symposium on Foundations of Software Engineering*, ser. FSE 2014. New York, NY, USA: ACM, 2014, pp. 643–653.
- [8] J. Bell, O. Legunsen, M. Hilton, L. Eloussi, T. Yung, and D. Marinov, "Deflaker: Automatically detecting flaky tests," in *Proceedings of the 40th International Conference on Software Engineering*, ser. ICSE '18. New York, NY, USA: ACM, 2018, pp. 433–444.
- [9] I. Guyon and A. Elisseeff, "An introduction to variable and feature selection," *J. Mach. Learn. Res.*, vol. 3, pp. 1157–1182, Mar. 2003.
- [10] B. G. Ryder and F. Tip, "Change impact analysis for object-oriented programs," in *Proceedings of the 2001 ACM SIGPLAN-SIGSOFT Workshop on Program Analysis for Software Tools and Engineering*, ser. PASTE '01. New York, NY, USA: ACM, 2001, pp. 46–53.
- [11] O. Legunsen, A. Shi, and D. Marinov, "Starts: Static regression test selection," in *Proceedings of the 32nd IEEE/ACM International Conference on Automated Software Engineering*, ser. ASE 2017. Piscataway, NJ, USA: IEEE Press, 2017, pp. 949–954.
- [12] L. Zhang, "Hybrid regression test selection," in *Proceedings of the 40th International Conference on Software Engineering*, ser. ICSE '18. New York, NY, USA: ACM, 2018, pp. 199–209.
- [13] G. Rothermel and M. J. Harrold, "A safe, efficient regression test selection technique," *ACM Trans. Softw. Eng. Methodol.*, vol. 6, no. 2, pp. 173–210, Apr. 1997.
- [14] A. Celik, M. Vasic, A. Milicevic, and M. Gligoric, "Regression test selection across JVM boundaries," in *Proceedings of the 2017 11th Joint Meeting on Foundations of Software Engineering*, ser. ESEC/FSE 2017. New York, NY, USA: ACM, 2017, pp. 809–820.
- [15] A. Najafi, W. Shang, and P. C. Rigby, "Improving Test Effectiveness Using Test Executions History: An Industrial Experience Report," in *Proceedings of the 41st International Conference on Software Engineering 2019 Software Engineering in Practice track (SEIP)*, ser. ICSE SEIP '19, 2019.