

Online Visual Robot Tracking and Identification using Deep LSTM Networks

Hafez Farazi and Sven Behnke

Abstract— Collaborative robots working on a common task are necessary for many applications. One of the challenges for achieving collaboration in a team of robots is mutual tracking and identification. We present a novel pipeline for online vision-based detection, tracking and identification of robots with a known and identical appearance. Our method runs in real-time on the limited hardware of the observer robot. Unlike previous works addressing robot tracking and identification, we use a data-driven approach based on recurrent neural networks to learn relations between sequential inputs and outputs. We formulate the data association problem as multiple classification problems. A deep LSTM network was trained on a simulated dataset and fine-tuned on small set of real data. Experiments on two challenging datasets, one synthetic and one real, which include long-term occlusions, show promising results.

I. INTRODUCTION

Multi-target tracking is a challenging and well-known problem in computer vision, which has been studied for decades [1], [2], [3]. In multi-target tracking, we find objects of interests, assign them a unique ID, and follow them over time. Multi-target tracking is used in many applications including automated surveillance and traffic monitoring. Tracking by detection is one of the most common approaches, which uses a detector to discard unnecessary information from the video sequence, and reduces the problem to data association for a smaller discrete set of detections. The data association problem, especially in cluttered environments and with multiple closely spaced and possibly occluded objects, is one of the main reasons that multi-target tracking is a fundamentally harder problem than single-target tracking. Furthermore, the number of visible targets may be unknown and vary over time. Initiation and termination of the tracks should be robust to false positives and false negatives. Due to the aforementioned difficulties, state of the art results are still far from human-level accuracy [4].

In this work, we address tracking and identification of multiple robots of identical appearance, which is a problem with an additional level of difficulty. Moreover, we are not using the internal location estimate calculated by each robot, so that the system is usable even in situations when robots are not localized. Despite the lack of visual cues, our system is able to track the target robots, and in addition identify which detection corresponds to which exact robot. This is done using a deep Long Short-Term Memory (LSTM) network, based on a set of detections that include heading

All authors are with the Autonomous Intelligent Systems (AIS) Group, Computer Science Institute VI, University of Bonn, Germany. Email: farazi@ais.uni-bonn.de. This work was partially funded by grant BE 2556/10 of the German Research Foundation (DFG).

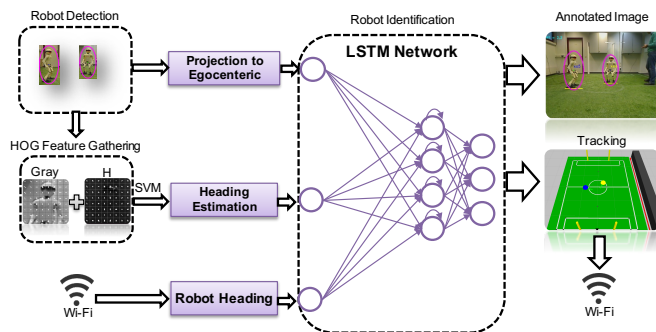


Fig. 1. Overview of our approach. After robot detection, the heading of each robot is estimated based on HOG features. Robot identification is done using LSTM network by matching observed robot tracks to headings reported by the robots using Wi-Fi. The calculated location is then broadcasted by Wi-Fi to the robots for further use.

estimates from visual observations and heading information provided by the robots. In our application, the output of the system, which is the estimation of the relative location and heading of each observed robot, is broadcasted to the observed robots for further use in improving self-localization or high-level cooperative behavior. The challenging nature of our setup suggests that the proposed method is also suitable for supporting other robot collaboration tasks. Fig. 1 gives an overview of our system. A video of the experiment is available at our website¹.

Although in many application areas,— from computer vision to machine translation,— deep learning approaches are shaping the state-of-the-art, in multi-target tracking and data association problems, there are surprisingly few works. As identified by Milan et al. [5], the two most notable reasons for this are the lack of available training data, and the large amount of generalization required by the network to account for the variability in the data. This includes the variability in the viewpoints and length of sequences, and the unknown cardinality of the input. The main contributions of this paper include:

- 1) The introduction of a novel pipeline to visually identify, track and localize a set of identical robots in real-time,
- 2) The use of a single RNN for the complete task, including data association, initiation and termination of targets, without prior knowledge about the environment, robot dynamics and occlusions, and
- 3) The introduction of a generative model that can sample an arbitrary number of data, allowing the dynamics of real environments to be learnt largely from a simulated dataset.

¹http://www.ais.uni-bonn.de/videos/IROS_2017_LSTM

II. RELATED WORK

We divide the discussion of related works into three categories, *multi-target tracking*, *deep learning*, and *robot detection and tracking*.

Multi-target tracking with no category information is referred to as category-free tracking (CFT) [1]. With the use of manual initialization, CFT approaches typically do not require a pre-trained detector. By discriminating other regions of the images, CFT methods work mainly based on visual appearance. Two notable approaches, without deep learning, are works by Yang et al. [2] and Allen et al. [3]. CFT methods are usually computationally inexpensive, but they are prone to drift and cannot easily recover from occlusions.

Another popular type of tracking methods is association based tracking (ABT) [6], which works by means of a discrete set of detections. In contrast to CFT, this approach does not suffer from extreme model drifts. In ABT, continuous target detections are linked over time to form tracks. In many works, the probability of association is calculated based on a fixed motion model or visual similarity. Global track association is then computed either with the Hungarian method [6], a Conditional Random Field (CRF) [7], or a Markov chain Monte Carlo method [8].

Joint probability data association (JPDA) [9] was originally developed for radar and sonar tracking, and for a long time was considered too computationally expensive for computer vision applications. With proper approximation [10] and a novel appearance model [11], JPDA has recently found use in multi-target tracking.

Sousa et al. [12] proposed a non-visual human tracking and identification method using a sensing floor and wearable accelerometer. They exploited room entrance time and trajectory association for tracking and identification. Perez-Escudero et al. [13] proposed the generation of a visual target fingerprint, to track and identify targets based on appearance differences. For multi-person tracking, Maksai et al. [14] extracted behavioral patterns from the ground truth and then used them to guide the tracking algorithm.

Deep Learning approaches have shown successful results in a number of application domains— from speech recognition [15] to visual classification [16]. In these approaches, a large number of parameters, which are designed to capture the hierarchical representation of the data, are automatically tuned based on a large amount of data. Two related works by Ondruska et al. [17] [18] use deep learning approaches for tracking. Note that they are using 2D laser scanner data in pixel coordinates, making it unsuitable for our application. The first of the two works [17] was only tested on simulated data with a constant velocity motion model. So although Ondruska et al. got very promising results in an unsupervised fashion, their work is not applicable in our setting and on real noisy data with a more complex underlying motion model. Another more recent work is a unified RNN structure for multi-tracking proposed by Milan et al. [5]. Although the authors report compelling results, it is not straightforward

to adapt their work to our problem. They utilized a multi-stage pipeline that needs to be trained separately for different tasks like predictions, update, birth/death control, and data association. Moreover, the approach works in image coordinates and it is not clear how performance would change for a different viewpoint. To make it work well in different camera positions, one would need to give the network enough samples from various camera angles to force learning different camera transformations. A CFT-based approach using a convolutional neural network (CNN) for single target tracking has been proposed by Wang et al. [19]. One of the best results on the multi-object tracking (MOT) benchmark is a method recently proposed by Sadeghian et al. [20] that is based on appearances and motion models using CNN and deep RNNs. Their method is not applicable in our setting mainly because of the appearance model used.

Robot Detection and Tracking targeted for robot soccer has been done by Marchant et al. [21] using a combination of ultrasonic and visually perceived data. Note that most of the state-of-the-art object detection approaches [22], [23] cannot be used in our setup, due to the absence of a GPU, and the limitations in computing power on the observer robot. Arenas et al. [24] proposed a real-time capable Aibo and humanoid robot detector using a cascade of boosted classifiers. In a more recent work, Ruiz-Del-Solar et al. [25] proposed nested cascades of boosted classifiers for detecting legged robots. In the follow-up work from Ruiz-Del-Solar et al. [26], the gaze direction of a humanoid robot is estimated using a scale invariant feature transform (SIFT) descriptor.

The authors of this work have previously used color segmentation for humanoid robot detection in the context of RoboCup soccer [27]. In another related work pertaining to humanoid robot tracking and identification, the authors exploited a Kalman filter for motion modeling, and the Hungarian method for tracking and identification [28].

III. PROBLEM FORMULATION

A robot, or possibly a stationary camera as a substitute, is used to observe a collection of N moving robots with the same appearance. Ideally, each visible robot should be tracked and identified by the observer in each frame. In practice, for arbitrarily short or long durations, each of the robots can be fully or partially visible; or not visible at all. The observed robots can perform a multitude of possible actions, including but not limited to walking, kicking, standing, and getting up. With the use of an internal 9-axis inertial measurement unit (IMU), each robot calculates and broadcasts their absolute heading direction over Wi-Fi. Wi-Fi quality is not ensured and can have delays or even data loss. We utilized the NimRo Network library [29] for increasing the robustness of Wi-Fi communications. The system is designed to detect, track and identify N moving robots, solely based on images captured by the observer, and the received heading information.

IV. VISION SYSTEM

A. Robot Detection

Unlike the existence of pre-trained detectors for pedestrians or animals, there is no robot detector that can work out of the box for our application. Hence, we have designed and implemented an igus[®] Humanoid Open Platform robot detector that can work robustly under various robot configurations and lighting conditions. We expect that our proposed detector can work for other robots with proper retraining.

We used Histograms of Oriented Gradients (HOG) [30] features because they are computationally efficient and invariant to changes of illumination. In contrast to the popular pedestrian detection [31], which uses support vector machine (SVM) with sliding-window, we saved computational cost and used a cascade of rejectors with the AdaBoost technique to choose which features to evaluate in each stage. Our detector is similar to Zhu et al. [30]. HOG features are not rotation and scale invariant, so we apply random transformations with normal distributions to expand the number of images collected by the user.

We restrict random rotations to $\pm 15^\circ$, to give the classifier the chance to learn the shadow under the robot. We also emulated partial occlusions by randomly cutting some portion of the positive samples. For training, we gathered about 500 positive samples, 1000 negative samples, and we used cascade classifier with 20 stages. On a standard PC, training took about 12 h.

The best detection results are obtained at distances between 1 m and 5 m from the observer. After non-maximum suppression, a bounding box for each detection is computed and projected to egocentric world coordinates using the calculated extrinsic camera matrix.

B. Heading Estimation

All robots are visually identical, and we did not use the localization calculated by the observed robots. The robot heading relative to the observer is used as primary cue for robot identification. For visual heading estimation of each robot torso, which needs to be invariant to leg orientations, we analyze the features of the upper half of the detected bounding boxes. We formulate this problem as a multiclass classification problem that was solved using an SVM multi-class classifier with an RBF kernel. The full heading range was partitioned into ten classes of size 36° .

A dense HOG descriptor was applied on the grayscale channel and on the “H” channel in HSV color space. The resulting feature vector, plus the normalized center position of the bounding box are forwarded to the SVM classifier. Note that we included the center position because visual features of the robot are different depending on robot’s position in the observer camera coordinates. For implementation, the LIBSVM library [32] was used with k-fold cross-validation and grid search for tuning hyperparameters. In our experiments, the average error for heading estimation was 17° .

V. TRACKING AND IDENTIFICATION SYSTEM

Tracking targets in the image plane is very popular and straightforward, but the often simple motion models break very easily and have an unpredictable effect when the camera or the observer moves. It is quite difficult to find a reliable motion model that works well in the different regions of the image. To address this issue, we propose tracking the target in egocentric world coordinates. By doing this, we can separate our problem into two different tasks. First, we need to identify each detection and then we can update the tracked positions of the robots based on the identification probabilities. Note that this is an entirely different setup than what we previously proposed [28], which was tracking in the image plane, followed by identification for the existing tracks.

Data association is the most challenging component of the multi-target tracking problem. Although greedy solutions like the Hungarian method lead to an acceptable result with a low computational cost, they do not work well in challenging situations, especially in the case of occlusions. JPDA-like algorithms, which jointly consider all possible assignment hypotheses, and form an NP-hard problem, are too computationally expensive to be used in real-time applications. Hence, we need to use a suitable approximation to obtain both the required accuracy and efficiency. RNNs, in particular LSTM networks, are very powerful in capturing spatial and temporal dependencies in input/output data sequences. These characteristics are achieved by using non-linear transformations and hidden-state memory built into the LSTM cells.

We extend the method proposed by Milan et al. [5] for data association. They suggested a two-layer LSTM network with 500 units for data association in the form of a single network that is used multiple times to process multiple detections. Although this architecture has the advantage of being able to cope with variable numbers of detections, simply by applying the network multiple times, it needs the predicted position of each target at each time. Note also that while the number of detections can vary, the number of targets must still be pre-selected with this architecture. Another requirement of their architecture is the need to manually choose a metric, in their case the Euclidean distance, and compute a pairwise distance matrix $C \in \mathbb{R}^{M \times N}$ between the measurement and the predicted state of the target. A downside of this approach is that each detection is associated independently, so some potentially valuable information is discarded. In this paper we propose a new end-to-end architecture for data association that addresses the aforementioned issues.

A. Proposed Architecture

In the proposed architecture we seek to avoid imparting prior information into the system through the choice of a fixed motion model, like in the Kalman filter [28]. The use of a secondary network for state prediction [5] is also avoided to keep the system unified, and to only require a single loss function and training set. Unlike Haarnoja et al. [33], who proposed an approach for single object tracking, we gave the

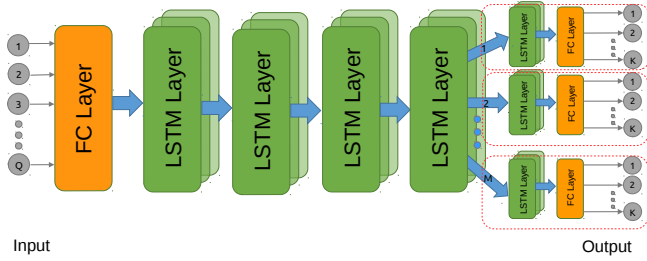


Fig. 2. The proposed deep network with five LSTM layers. Each output submodule is shown with a red dashed box.

network the ability to define the content of its hidden states without using a hand-crafted network architecture. Another consideration while designing the network was the choice of a deep network to give it the opportunity to learn hierarchical representations.

We formulated the data association problem as a classification task that is performed on the maximum possible number of targets. We used a single network architecture, instead of multiple LSTM networks for different targets, because we wanted to leverage the codependency of the target assignments. The five layer proposed LSTM network is depicted in Fig. 2. Each layer contains 64 LSTM units. Note that by using one sub network for each target, the assignment probability matrix would be calculated independent from other target selections.

In our problem, we define the input vector $I_t \in \mathbb{R}^Q$, where $Q = N + M(D + 1)$, as the vector containing all available and observable states of the robots, where N is the number of robots broadcasting their absolute headings, and M is the maximum number of detections at each instant in time t , with the assumption that $M \geq N$. Observable states for each detection are the position (x, y) in normalized egocentric world coordinates, and the normalized absolute estimated orientation (ϕ) , such that $D = |\{x, y, \phi\}| = 3$. In addition to D , we input the detection probability $\gamma \in [0, 1]$ generated by the visual detector, which is necessary to be able to deal with the unknown number of detections and robots that are present. For training phase, we do put the detections in random order, and for inference phase, the detections can have random order as well. Note that if for any reason the detector outputs more than M detections, the M most probable detections are fed into the network. Extending D to incorporate other perceived variables such as velocity or robot appearance,— in case the robots were different,— would be straightforward. In summary, the input to the network contains all the detections and the corresponding confidences and broadcasted heading from each of the robots.

The y component of the robot locations, which corresponds to the rows of the image, is more accurately estimated than the x component for two main reasons. First, the estimation of x is more sensitive to errors in the projection from image coordinates to egocentric world coordinates. Second, detected bounding boxes in general were observed to produce more error in the x direction than in the y . This justifies the claim that inputting pure position and orienta-

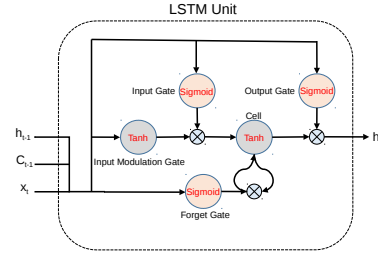


Fig. 3. The LSTM memory unit used in this paper.

tion to the network is a better choice than calculating the Euclidean distance manually, because the network then has the chance to learn the correlations between the dimensions and effectively use something similar to, for example, the Mahalanobis distance. Another reason against the use of the manual Euclidean distance is the periodic nature of the ϕ component.

Each detection can either correspond to one of the robots or a false positive. This forms a total of K different situations, where $K = N + 1$. We used these K possible valid outputs as different classes for each of the detections in an output submodule. Each class in the output submodules is encoding one possible association for each detection being assigned to one of the N robots, or being a false positive. The network learns to limit the assignments, such that each of the robots can be assigned to at most one detection.

As the loss function for each of the output submodules, we used the common negative log-likelihood of true scene state given the input. That is,

$$\hat{W} = \operatorname{argmin}_W - \sum_{i=1}^{\rho} \log P(O_i | I_i; W) + \lambda \sum_{j=0}^d W_j^2 \quad (1)$$

where O_i is the desired output for input I_i , W is the weight matrix, d is the length of W , and λ is the regularization coefficient.

Among all different variations of LSTMs, we used the one that was used in [34]. The LSTM update formula for time step t is,

$$\begin{aligned} i_t &= \sigma(W_{xi}x_t + W_{hi}h_{t-1} + b_i) \\ f_t &= \sigma(W_{xf}x_t + W_{hf}h_{t-1} + b_f) \\ o_t &= \sigma(W_{wo}x_t + W_{ho}h_{t-1} + b_o) \\ g_t &= \tanh(W_{xc}x_t + W_{hc}h_{t-1} + b_c) \\ c_t &= f_t \odot c_{t-1} + i_t \odot g_t \\ h_t &= o_t \odot \tanh(c_t) \end{aligned} \quad (2)$$

where x_t is the input, h_t is the hidden unit, f_t is the forget gate, i_t is the input gate, o_t is the output gate, c_t is the memory cell, and g_t is the input modulation gate. Note that $\sigma(x)$ and $\tanh(x)$ are sigmoid and hyperbolic tangent nonlinearity for squashing gates to the respective range. As it depicted in Fig. 3, x_t , h_{t-1} , and c_{t-1} are inputs to each LSTM cell.

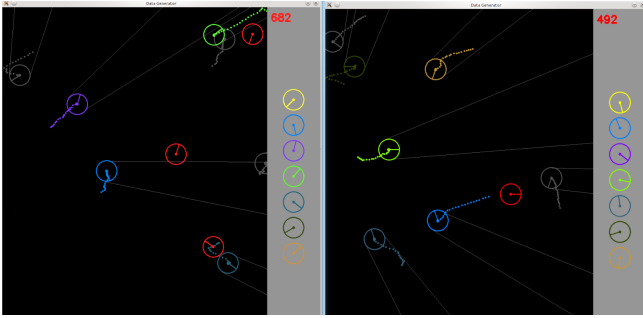


Fig. 4. Two screenshots of our simulator for $M = 10$ and $N = 7$.

B. Training Data

Deep networks need a large amount of training data in order to converge to a solution without overfitting and while still generalizing well to previously unseen samples. Gathering a huge dataset like ImageNet [35] with ground truth labels, is very time-consuming and next to impossible in our setup. One solution that works in an unsupervised fashion for multi-tracking using deep learning, if raw input coordinates are used, has been proposed by Ondruska et al. [17], but in our situation that solution is not applicable because we need a discrete data association for identification. Even in the well-known problem of pedestrian tracking, there are a very limited number of datasets. Another solution might be the synthetic generation of data by sampling distributions generated from real data, as proposed by Milan et al. [5]. They used two features, start position, and average velocity. Although this is a good idea to extend pedestrian tracking datasets, it still needs a considerable amount of samples to model different realistic motions.

We used a 2D simulator that can realistically simulate our problem and generate an unlimited number of sequences. In the simulator, we can specify different velocities and accelerations for the position (x, y) and rotation (ϕ) . We did not restrict our motion model, so effectively the robots were assumed to walk omnidirectionally. To simulate perception noise, we added Gaussian noise to resemble detection and projection noises. Note that to simulate more realistic data samples, we added more perception noise in the x direction than in the y . ϕ estimation noise was calculated and utilized with similar statistics to our visual estimation algorithm (Sec. IV-B). Occlusions and walking out of the field of view is simulated as well. Moreover, false positives and false negatives similar to the detector’s characteristics are simulated. Two screenshots of our simulator are shown in Fig. 4. To force the network to learn the actual relations between unordered detection inputs, we randomly indexed the detections in both training and inference phase. It was important to reset the cell states and hidden states after each simulated training sequence, to prevent learning some relations which were not intended due to backpropagation through time.

C. Hyperparameters

There is still no known proper solution for selecting correct hyperparameters for LSTMs [36]. To find a suitable set of hyperparameters, we did cross-validation and random search over log space [37]. These parameters were network size, depth, and learning rate. We used the Adam optimization method [38] for training. The learning rate started with 0.004 and decayed with a rate of 0.0001. To regularize the network, we used L_2 regularization. Note that for training of the network, we cannot shuffle the sequences of the dataset because the network is learning the sequential relations between inputs and outputs. We used $\rho = 150$ previous steps in the memory for backpropagation through time. This is approximately 5 seconds at 30 Hz. In our experience, adding dropout reduces the performance of the network.

The training dataset was divided into mini-batches of sequences of size 500. We used the popular zero-mean and unit variance input data normalization. Training was performed on a computer which was equipped with four Titan X GPUs and a 32-core CPU. Multi-GPU training took two days on the synthetic data. For getting the best performance in the real setup, we used one of our recorded real sequences for fine-tuning of the network. This process took only one hour and boosted our performance in real experiments.

D. Filtered Locations

For tracking the real position of the detected robots, we use a first-order low pass filter to smooth each of the robots position relative to the observer, using the probability that comes from the last layer of the network. For updating each robot location we use the following formula.

$$T_i^j = \alpha L_i^k + (1 - \alpha) T_{i-1}^j \quad (3)$$

Where α is the smoothing factor for the measurement update, which is the likelihood of the classification for each of the robot. T_i^j is the location of the robot j in current frame i and L_i^k is the location of detection k which the network assigned to target j . By doing this, we can track the position of the robot in egocentric world coordinates of the observer very robustly. The calculated location is then broadcasted to each robot for further use.

VI. EXPERIMENTAL RESULTS

Due to the unique setup of our problem, there is not publicly available benchmark that we can demonstrate our method on. We instead compared our approach with three commonly used baseline methods, on our own collected datasets. For each of these baselines, we first detect the robots and form tracks as described by [28]. Then we associate these tracks to the robots and perform robot identification. In all these baselines, we applied the widely used Kalman filter with a constant acceleration model. The main difference between them is their data association method and techniques for maintaining the tracks. Similar to Milan et al. [5], the bipartite matching for the Kalman-HA method is solved using the Hungarian algorithm without any heuristics, time delay




Fig. 5. Detection, tracking, and identification results obtained by our system on a single sequence.

TABLE I

ROBOT IDENTIFICATION RESULTS ON THE SYNTHETIC DATASET.

Setup	$M=3, N=2$	$M=5, N=3$	$M=10, N=7$
Human	94.3%	86.3%	67.3%
Kalman-HA	75.6%	72.2%	53.1%
ours	96.2%	87.1%	66.5%

or post-processing. Tracks are initiated and terminated as soon as the detection appears or is missed. The Kalman-HA2 method extends this with a set of heuristics to handle false positives and false negatives in an additional post-processing step, similar to [28]. The JPDA method used as the third baseline is inspired by the JPDA method from [10], but without using the m-best approximation in order to get the full capacity of JPDA. The tracks are maintained using the JPDA algorithm, and the linear assignment problem, which is a necessary step for identification, is solved using the Hungarian algorithm. In all experiments, the success rate is calculated by counting the total number of correct assignment and dividing it by the total number of detections for the entire sequence.

A. Simulation Experiment

To demonstrate the capability of our proposed approach, we first performed experiments on simulated data using three different setups—two targets with up to three detections, three targets with up to five detections, and seven targets with up to ten detections. The dataset used for testing was different from datasets for training and validation. We tested Kalman-HA on our simulated dataset, and measured over 10 different sequences of 1000 frames each. These results are shown in Table I. We also chose four of those sequences randomly and ask four different persons to solve the association problem by clicking on the right color choice for each detection. For human-level performance experiment, we asked the participant to select the correct associations between the detections and targets in each frame. The user

TABLE II
AVERAGE LOCALIZATION ERROR FOR TRACKING.

Baseline	Kalman-HA	Kalman-HA2	JPDA	Ours
Average error	0.67 m	0.30 m	0.29 m	0.22 m

can see the reported heading from the robot as well as the detected location and orientation. A correct association selection is done when the color of each detection matches the corresponding robot color. By left/right clicking on each detection, the user can change the color in forward or reverse order. We observe a superior result of our method compared to human-level performance on the three and five detection setups, and also a comparable result on the ten detections setup. Also observe superior results on all cases of our method in comparison to Kalman-HA. Note that the other two baseline methods cannot easily be tested on the simulated dataset because they are purely formulated in image coordinates, as opposed to the required normalized egocentric world coordinates. In the simulated dataset, we observed that the typical case of failure was at frames in which randomly generated detections were spatially close to one of the targets. Our results on the simulated dataset for wide range of target number emphasizes the scalability of our network.

B. Real-Robot Experiment

Including the observer, three igus[®] Humanoid Open Platform robots [39] were used for the verification of the approach on real-world data. In our setting, the observer was the goalkeeper observing the reset of the team. For performing real-world tests, we took the model that was trained on simulated data, and fine-tuned it on real-world data captured by the observer robot. The dataset used for testing was different from datasets for fine-tuning. Note that for a valid comparison in the real-world dataset, we used the same inputs coming from the robot detector for all methods.

For each of three different sequence lengths, we tested the methods on four randomly chosen sequences of that length. The chosen sequence lengths were 200, 400 and 800, frames respectively. The methods were also evaluated on the entire dataset, for a total of 3140 frames. The collected dataset included partial, short term and long term occlusions, as well as varying lighting conditions. Our results on a frame sequence is shown in Fig. 5. We observed a superior result of our method compared to all tested baselines. In Table III we report the average success rates for the various methods and test cases.

Although the average distance from the actual position of the robot is heavily dependent on the sensitivity of the projection, it is fair to compare results from different algorithms, if all of them share the same projection operation. Average distance is calculated by averaging all present robot location errors compared to the ground truth. Our method gained less average localization error in comparison to the other methods as reported in Table II.

In a control experiment, we tested feeding sequences to

TABLE III
ROBOT IDENTIFICATION RESULTS ON THE REAL DATASET.

Frames	200	400	800	Total
Kalman-HA	73.2%	75.5%	72.1%	73.8%
Kalman-HA2	87.2%	84.0%	86.3%	85.5%
JPDA	87.1%	84.6%	85.6%	86.3%
Deep LSTM (ours)	89.8%	90.3%	92.4%	91.1%

the network in a random order and the results were quite poor, indicating that the network is using temporal relations between the inputs, and does not act like a feed-forward network.

A single forward pass of our network on the igus[®] Humanoid Open Platform took about 4 ms (≈ 250 Hz). As another test, we replaced the LSTM cells with the more recent Gated Recurrent Units (GRUs) [40]. We did not observe any considerable benefit for our application.

The fact that our proposed network can learn to solve the highly complex problem of data association based solely on learning is promising. We observed that when a target enters the field of view, instead of an instant increase in the total number of associated robots in the output, which is the case in greedy approaches like the Hungarian algorithm, the output set changes only after a few frames. This is a very useful feature to address false positives. Overall, this indicates that the recurrent architecture of the network can handle augmenting the set of visible robots well. Another crucial part of the system is the ability to recover from an incorrect data association. We tested the robustness of our network by forcing it to make incorrect data associations. In order to do so, we artificially swapped the input headings, and only restored them once the identifications had become incorrect. We observed that the network was reliably able to recover the correct solution. Note that if we ignore more difficulties for visual detection and visual heading estimation, we can use this method for moving observer if we know the motion model of the walking observer. This can be done by adding the observer motions to the detection locations. The network is trained on simulated random motions with random velocity and acceleration, so it can generalize to any unseen motion behavior. As we normalize the field dimensions in a preprocessing step, we can use the network on any field dimension. The network has the ability to learn long-term dependencies as well as statistics of the detections and the relations between them. These are the main reasons that our network outperforms other model-driven methods.

VII. CONCLUSION

In this work, we proposed a practical pipeline for real-time visual tracking and identification of robots with the same appearance. Experimental results indicates that the proposed method can work well on simulated and real data and can cope with difficulties like long-term occlusions, despite a lack of visual differences between the robots. We achieved this by formulating the problem as a deep learning task and exploiting the sequences in the models, in the

form of an RNN. The proposed system utilized heading estimation and spatial information for robot identification. Our system has applications in real-world scenarios including robot collaboration tasks, monitoring a team of robots, and cooperative localization and mapping.

ACKNOWLEDGMENT

This work was partially funded by grant BE 2556/10 of the German Research Foundation (DFG). The authors would like to thank Philipp Allgeuer for help in editing the article and assisting in performing experimental tests. The authors would also like to thank Johannes Kürsch, Niloofer Azizi, and Donya Rahmati for performing the human-level experiments.

REFERENCES

- [1] T. Zhang, B. Ghanem, S. Liu, and N. Ahuja, "Robust visual tracking via multi-task sparse learning," in *Computer Vision and Pattern Recognition (CVPR), IEEE Conference on*, 2012, pp. 2042–2049.
- [2] C. Yang, R. Duraiswami, and L. Davis, "Fast multiple object tracking via a hierarchical particle filter," in *Computer Vision (ICCV) 10th IEEE International Conference on*, 2005, pp. 212–219.
- [3] J. G. Allen, R. Y. Xu, and J. S. Jin, "Object tracking using camshift algorithm and multiple quantized feature spaces," in *Pan-Sydney area workshop*, 2004.
- [4] L. Leal-Taixé, A. Milan, I. Reid, S. Roth, and K. Schindler, "Motschallenge 2015: Towards a benchmark for multi-target tracking," *arXiv preprint arXiv:1504.01942*, 2015.
- [5] A. Milan, S. H. Rezatofighi, A. Dick, I. Reid, and K. Schindler, "Online multi-target tracking using recurrent neural networks," in *AAAI*, February 2017.
- [6] J. Xing, H. Ai, and S. Lao, "Multi-object tracking through occlusions by local tracklets filtering and global tracklets association with detection responses," in *Computer Vision and Pattern Recognition (CVPR), IEEE Conference on*, 2009.
- [7] A. Milan, L. Leal-Taixé, K. Schindler, and I. Reid, "Joint tracking and segmentation of multiple targets," in *Computer Vision and Pattern Recognition (CVPR), IEEE Conference on*, 2015, pp. 5397–5406.
- [8] Q. Yu, G. Medioni, and I. Cohen, "Multiple target tracking using spatio-temporal markov chain monte carlo data association," in *Computer Vision and Pattern Recognition (CVPR), IEEE Conference on*, IEEE, 2007.
- [9] T. Fortmann, Y. Bar-Shalom, and M. Scheffe, "Sonar tracking of multiple targets using joint probabilistic data association," *IEEE journal of Oceanic Engineering*, vol. 8, no. 3, pp. 173–184, 1983.
- [10] S. Hamid Rezatofighi, A. Milan, Z. Zhang, Q. Shi, A. Dick, and I. Reid, "Joint probabilistic data association revisited," in *Proceedings of the IEEE International Conference on Computer Vision*, 2015, pp. 3047–3055.
- [11] C. Kim, F. Li, A. Ciptadi, and J. M. Rehg, "Multiple hypothesis tracking revisited," in *Proceedings of the IEEE International Conference on Computer Vision*, 2015, pp. 4696–4704.
- [12] M. Sousa, A. Techmer, A. Steinhage, C. Lauterbach, and P. Lukowicz, "Human tracking and identification using a sensitive floor and wearable accelerometers," in *Pervasive Computing and Communications (PerCom), 2013 IEEE International Conference on*. IEEE, 2013, pp. 166–171.
- [13] A. Pérez-Escudero, J. Vicente-Page, R. C. Hinz, S. Arganda, and G. G. De Polavieja, "idtracker: tracking individuals in a group by automatic identification of unmarked animals," *Nature methods*, vol. 11, no. 7, pp. 743–748, 2014.
- [14] A. Maksai, X. Wang, F. Fleuret, and P. Fua, "Globally consistent multi-people tracking using motion patterns," *arXiv preprint arXiv:1612.00604*, 2016.
- [15] G. E. Dahl, D. Yu, L. Deng, and A. Acero, "Context-dependent pre-trained deep neural networks for large-vocabulary speech recognition," *IEEE Transactions on Audio, Speech, and Language Processing*, vol. 20, no. 1, pp. 30–42, 2012.
- [16] A. Krizhevsky, I. Sutskever, and G. E. Hinton, "Imagenet classification with deep convolutional neural networks," in *Advances in neural information processing systems*, 2012, pp. 1097–1105.

- [17] P. Ondruska and I. Posner, "Deep tracking: Seeing beyond seeing using recurrent neural networks," *arXiv preprint arXiv:1602.00991*, 2016.
- [18] P. Ondruska, J. Dequaire, D. Z. Wang, and I. Posner, "End-to-end tracking and semantic segmentation using recurrent neural networks," *arXiv preprint arXiv:1604.05091*, 2016.
- [19] X. Wang, H. Li, Y. Li, F. Shen, and F. Porikli, "Robust and real-time deep tracking via multi-scale domain adaptation," *arXiv preprint arXiv:1701.00561*, 2017.
- [20] A. Sadeghian, A. Alahi, and S. Savarese, "Tracking the untrackable: Learning to track multiple cues with long-term dependencies," *arXiv preprint arXiv:1701.01909*, 2017.
- [21] R. Marchant, P. Guerrero, and J. Ruiz-del Solar, "Cooperative global tracking using multiple sensors," in *RoboCup: Robot Soccer World Cup XVI*. Springer, 2013.
- [22] J. Redmon and A. Farhadi, "Yolo9000: Better, faster, stronger," *arXiv preprint arXiv:1612.08242*, 2016.
- [23] W. Liu, D. Anguelov, D. Erhan, C. Szegedy, S. Reed, C.-Y. Fu, and A. C. Berg, "Ssd: Single shot multibox detector," in *European Conference on Computer Vision*. Springer, 2016, pp. 21–37.
- [24] M. Arenas, J. Ruiz-del Solar, and R. Verschae, "Detection of Aibo and humanoid robots using cascades of boosted classifiers," in *RoboCup: Robot Soccer World Cup XI*. Springer, 2007, pp. 449–456.
- [25] J. Ruiz-Del-Solar, M. Arenas, R. Verschae, and P. Loncomilla, "Visual detection of legged robots and its application to robot soccer playing and refereeing," *International Journal of Humanoid Robotics*, vol. 7, no. 04, pp. 669–698, 2010.
- [26] J. Ruiz-del-Solar, R. Verschae, M. Arenas, and P. Loncomilla, "Play ball!" *IEEE Robot. Automat. Mag.*, vol. 17, no. 4, pp. 43–53, 2010.
- [27] H. Farazi, P. Allgeuer, and S. Behnke, "A monocular vision system for playing soccer in low color information environments," in *10th Workshop on Humanoid Soccer Robots, IEEE-RAS Int. Conference on Humanoid Robots*, Korea, 2015.
- [28] H. Farazi and S. Behnke, "Real-time visual tracking and identification for a team of homogeneous humanoid robots," in *RoboCup 2016: Robot Soccer World Cup XX*. Springer, 2017.
- [29] M. Schwarz, "NimbRo network library," Github, 2015. [Online]. Available: https://github.com/AIS-Bonn/nimbRo_network
- [30] Q. Zhu, M.-C. Yeh, K.-T. Cheng, and S. Avidan, "Fast human detection using a cascade of histograms of oriented gradients," in *Computer Vision and Pattern Recognition (CVPR), IEEE Conference on*, 2006, pp. 1491–1498.
- [31] N. Dalal and B. Triggs, "Object detection using histograms of oriented gradients," in *Pascal VOC Workshop, ECCV*, 2006.
- [32] C.-C. Chang and C.-J. Lin, "LIBSVM: A library for support vector machines," *ACM Transactions on Intelligent Systems and Technology*, vol. 2, pp. 1–27, 2011.
- [33] T. Haarnoja, A. Ajay, S. Levine, and P. Abbeel, "Backprop kf: Learning discriminative deterministic state estimators," in *Advances in Neural Information Processing Systems*, 2016, pp. 4376–4384.
- [34] W. Zaremba and I. Sutskever, "Learning to execute," *arXiv preprint arXiv:1410.4615*, 2014.
- [35] O. Russakovsky, J. Deng, H. Su, J. Krause, S. Satheesh, S. Ma, Z. Huang, A. Karpathy, A. Khosla, M. Bernstein, A. C. Berg, and L. Fei-Fei, "ImageNet Large Scale Visual Recognition Challenge," *International Journal of Computer Vision (IJCV)*, vol. 115, no. 3, pp. 211–252, 2015.
- [36] K. Greff, R. K. Srivastava, J. Koutník, B. R. Steunebrink, and J. Schmidhuber, "Lstm: A search space odyssey," *IEEE transactions on neural networks and learning systems*, 2016.
- [37] J. Bergstra and Y. Bengio, "Random search for hyper-parameter optimization," *Journal of Machine Learning Research*, vol. 13, no. Feb, pp. 281–305, 2012.
- [38] D. Kingma and J. Ba, "Adam: A method for stochastic optimization," *arXiv preprint arXiv:1412.6980*, 2014.
- [39] P. Allgeuer, H. Farazi, M. Schreiber, and S. Behnke, "Child-sized 3D printed igus humanoid open platform," in *Humanoid Robots, IEEE-RAS 15th*, 2015.
- [40] K. Cho, B. Van Merriënboer, C. Gulcehre, D. Bahdanau, F. Bougares, H. Schwenk, and Y. Bengio, "Learning phrase representations using rnn encoder-decoder for statistical machine translation," *arXiv preprint arXiv:1406.1078*, 2014.