

Security of quantum key distribution with detection-efficiency mismatch in the single-photon case: Tight bounds

M. A. Bochkov¹ and A. S. Trushechkin^{1,2,3}

¹*National Research Nuclear University MEPhI, Moscow 115409, Russia*

²*Steklov Mathematical Institute of Russian Academy of Sciences, Moscow 119991, Russia*

³*Department of Mathematics and Russian Quantum Center,*

National University of Science and Technology MISiS, Moscow 119049, Russia

(Dated: October 11, 2018)

One of the practical challenges in practical quantum key distribution is dealing with the efficiency mismatch between different threshold detectors. There are known bounds for the secret key rate for the BB84 protocol with the detection efficiency mismatch provided that the eavesdropper sends exactly one photon to the receiver. Here we improve these bounds and give a tight bound for the secret key rate with a constant detection efficiency mismatch provided that the eavesdropper cannot send more than one photon to the receiver. In particular, the last condition means that the zero-photon case on the receiver's side, which is intricate in the case of detection-efficiency mismatch, is explicitly included in the analysis.

I. INTRODUCTION

Quantum key distribution (QKD) is a way for two distant parties (Alice and Bob, legitimate parties) to establish a common secret key for confidential messaging. Theoretically, the security of QKD is based solely on the laws of quantum mechanics, i.e., does not depend on the computational power or technical devices of an eavesdropper (Eve). However, in practice QKD faces with certain challenges caused by imperfections in apparatus [1–3]. One of such imperfections is the efficiency mismatch between different threshold single-photon detectors.

In the most common QKD protocol BB84 as well as in other discrete-variable QKD protocols information is typically encoded in the polarization or phase of weak coherent pulses simulating true single-photon states. Hence, the corresponding implementations employ single-photon detection techniques. Ideally, a detector fires whenever it is hit by at least one photon. However, a realistic detector is triggered by one photon only with a certain probability $0 < \eta < 1$, which is referred to as the efficiency of a detector. Typical value of η for the detectors used in practical QKD systems (based on avalanche photodiodes) is 0.1. The detectors based on superconductors have $\eta \approx 0.9$, but they are more expensive and require cryogenic temperatures.

In this paper we will consider the BB84 protocol with active basis choice. In this case Bob uses two detectors: for the signals encoding bit 0 and for the signals encoding bit 1, respectively. If both detectors have equal efficiencies η , then the loss in the detection rate can be treated as a part of transmission loss followed by ideal detectors with perfect efficiency. However, in practice, it is hard to build two detectors with exactly the same efficiencies. So, the problem of detector efficiency mismatch arises. In this case we cannot anymore treat the detection loss as a part of the transmission loss, since now the detection loss is different for different detectors. Also, in general, usual proofs of security of QKD [4–7] are not applicable

to this case.

For example, the efficiency mismatch leads in this case that the frequency of, for example, zeros is greater than the frequency of ones in the raw key. This increases the Eve's a priori information on the raw key and, hence, require larger key contraction on the privacy amplification stage.

The situation becomes even more complicated if Eve has ability to control the efficiencies in some way (for example, by manipulation with spatial modes) [8]. Such attacks are described and employed experimentally [9, 10]. Under some conditions, Eve can completely control the Bob's measurements and obtain full information on the secret key.

The security of the BB84 protocol with the detection-efficiency mismatch is proved in [8], but the proof is restricted to the case when exactly one photon can arrive at the Bob's side. Here we improve these bounds and give a tight bound for the secret key rate with a constant detection efficiency mismatch provided that the eavesdropper cannot send more than one photon to the receiver. In particular, the last condition means that the zero-photon case on the receiver's side, which is intricate in the case of detection-efficiency mismatch, is explicitly included in the analysis. This means that the eavesdropper has the ability not to send photons to the receiver after some intercepted pulses. Here we do not address the case when Eve can control the efficiencies of the detectors and consider only the case of the constant detection-efficiency mismatch.

As a method for security proof, we choose the approach introduced in [11, 12] for the purpose of numerical determination of the secret key rate. Here we show that this approach can be used also for analytical purposes.

The text is organized as follows. In Sec. II we formulate a prepare&measure version of the BB84 protocol and specify the Bob's POVM for the case of detection-efficiency mismatch. In Sec. III we give an equivalent entanglement-based formulation of the protocol. In

Sec. IV we review the approach of [11, 12], which reduces the calculation of the secret key rate to a convex optimization problem, and state the theorem with the analytic formula for the secret-key rate (13). A slight modification of this formula (16), which outperforms (13) in some cases, is given after the theorem. The proof of the theorem is given in Appendix A, and the leakage of information in the error correction procedure for the case of detection efficiency mismatch is given in Appendix B.

II. PREPARE&MEASURE FORMULATION OF THE BB84 PROTOCOL WITH DETECTION-EFFICIENCY MISMATCH

We start with the description of the mathematical model of the BB84 protocol with detection-efficiency mismatch. In most practical implementations of the BB84 protocol are prepare&measure-based, in which Alice sends quantum states to Bob. We assume that Alice sends true qubits to Bob, i.e., single-photon pulses with the information encoded in some two-dimensional variable. Hence, the Alice's Hilbert space is $\mathcal{H}_A = \mathbb{C}^2$. We will use two bases of \mathbb{C}^2 : the standard one (z -basis) $\{|0\rangle, |1\rangle\}$ and the Hadamard one (x -basis) $\{|+\rangle, |-\rangle\}$, $|\pm\rangle = (|0\rangle \pm |1\rangle)/\sqrt{2}$. In each basis, the first element encodes the bit 0, the second element encodes the bit 1.

Remark 1. In most implementations, Alice sends weak coherent pulses, which makes QKD vulnerable to photon number splitting attack [13, 14]. However, this problem can be solved by the decoy-state method, which allows effectively to bound the number of single-photon pulses from below [15–19] while the multiphoton pulses are treated as insecure: the information encoded in such pulses is known to Eve. The decoy state method for detector-efficiency mismatch case is considered in [20]. If we apply the decoy-state method, we need to bound the Eve's information on the key bits originated from the single-photon pulses. So, here we can consider only single-photon Alice's pulses.

Bob measures signals in the infinite-dimensional mode space with no limit on the number of photons contained in that space. Eve can use this fact for her advantage: she can send to Bob as many photons as she wishes. The proof in [8] is based on the assumption that Eve sends exactly one photon to Bob. Here we use a slightly weakened assumption: Eve cannot send more than one photon to Bob. In particular, Eve is allowed not to send photons after the interception of some pulses. The issues with the number of photons can be avoided in QKD with perfect detectors due to the squashing model method [22]. However, there is no squashing model for the detectors with efficiency-mismatch, hence, zero-photon and multiphoton cases should be analyzed explicitly. Another approach based on the entanglement verification is proposed in [23]. Note that a possible way to assure that Eve does not send more than one photon to Bob is the use of detector-decoy idea [21].

Thus, the Bob's Hilbert space is $\mathcal{H}_B = \mathbb{C}^3$ and is spanned by three vectors: $|0\rangle, |1\rangle$, and $|\text{vac}\rangle$ (a vacuum vector).

Remark 2. We restrict our analysis to the case of a constant detection-efficiency mismatch. In contrast, in [8] Eve is allowed to control the efficiencies of the detectors. Setting the efficiency to zero is equivalent to not sending a photon to Bob. However, there is an additional assumption in [8] that the information-carrying qubit sent by Eve is not coupled to an auxiliary system which controls the efficiencies. In our analysis Eve may send to Bob an arbitrary state from \mathbb{C}^3 , i.e., the information-carrying subsystem \mathbb{C}^2 may be coupled to the vacuum component.

Let us describe the Bob's POVM. Bob chooses the z measurement basis with the probability p_z and the x basis with the probability $p_x = 1 - p_z$. We consider the BB84 protocol with single-photon detectors and active basis choice. In this case Bob uses two single-photon detectors: for the signals encoding bit 0 and for the signals encoding bit 1, respectively.

Let the efficiencies of the Bob's detectors be η_0 and $\eta_1 \neq \eta_0$, respectively. Let, for definiteness, $1 > \eta_0 > \eta_1 > 0$. Then the efficiencies of the detectors can be renormalized as $(1, \eta)$, where $\eta = \eta_1/\eta_0$ and the common loss η_0 on both detectors can be treated as the additional transmission loss [23].

Without loss of generality, we can think that the actual measurement is preceded by a quantum non-demolition (QND) measurement of the total number of photons in both modes of the α basis (POVM $\{|\text{vac}\rangle\langle\text{vac}|, I_2\}$, where I_2 is a unity operator in the two-dimensional single-photon subspace, which is spanned by $|0\rangle$ and $|1\rangle$) [22]. Then the Bob's POVM is as follows:

$$P_{z,0}^B = p_z |0\rangle\langle 0|, \quad P_{z,1}^A = p_z \eta |1\rangle\langle 1|, \quad (1a)$$

$$P_{x,0}^B = p_x |+\rangle\langle +|, \quad P_{x,1}^A = p_x \eta |-\rangle\langle -|, \quad (1b)$$

$$P_{\emptyset}^B = 1 - P_{z,0}^B - P_{z,1}^B - P_{x,0}^B - P_{x,1}^B, \quad (1c)$$

where \emptyset corresponds to the outcome “no detection”. It happens whenever either the vacuum state is the outcome of the QND or a photon hits the detector 1, but the no-detection event is activated with the probability $1 - \eta$.

Now we describe the protocol. The legitimate parties Alice and Bob do many times the following steps:

1. Alice randomly, with the probabilities $(1/2, 1/2)$, chooses a bit value $x \in \{0, 1\}$;
2. Alice randomly, with the probabilities $(p_z, p_x = 1 - p_z)$, chooses a basis: either z -basis or x -basis. It is assumed that $p_z \approx 1$. The only z -basis is used for the key generation, while the x -basis is used only for the estimation of the potential Eve's information on the sifted key (see below).
3. Bob also chooses a measurement basis: either z -basis or x -basis, with the same probabilities.

4. Alice generates a photon in the state depending on the basis and x and send it to Bob. For example, if Alice has chosen the bit value 0 and the x -basis, she sends a photon in the state $|+\rangle$. Bob measures this photon according to the POVM (1) and, if at least one detector clicks, obtain the bit value y .
5. Repeat steps 1–3 a large number of times n . After that Alice and Bob have their own bit strings \mathbf{x} and \mathbf{y} , which are referred to as the *raw keys*.
6. *Announcements*: Bob announce the numbers of positions where he has obtained a click (i.e., a definite result, not \emptyset in (1)) over the public authentic classical channel. Alice and Bob announce the bases they used.
7. *Sifting*: Alice and Bob keep the states where they both chose the z -basis and Bob obtained a click. They drop the rest positions from their raw keys. The resulting keys are referred to as *sifted keys*.
8. *Statistics*: Alice and Bob announce the bit values of the sifted keys in certain positions (which are dropped from the sifted key after that) to calculate the quantum bit error rate (QBER) in each basis.
9. *Error correction*: the mismatches between the bit values of Alice's and Bob's sifted keys are treated as the errors in the Bob's key. Alice sends to Bob a syndrome of her sifted key over the classical authentic channel. Using the syndrome, Bob corrects the errors in his key. Now the Bob's corrected key coincides with the Alice's sifted key.
10. *Privacy amplification*: Alice sends to Bob a hash function, both are applied this function to their (identical) keys. The hash function maps the key to a shorter key, about which Eve has only negligible amount of information. This is the *final key*, or *secret key*.

Remark 3. In this paper, we consider only asymptotic case $n \rightarrow \infty$ and do not address the finite-key effects [5, 6]. By this reason we also do not address some practical peculiarities (verification after the error-correction stage, estimation of QBER after the error-correction stage without a revealing of a part sifted keys etc. [24–26]) since they do not matter in the asymptotic case.

III. ENTANGLEMENT-BASED FORMULATION OF THE PROTOCOL

We have described the prepare&measure implementation of the BB84 protocol, which is the most common in practice. However, it is convenient from the mathematical point of view to reformulate the protocol in an equivalent entanglement-based version. In the entanglement-based version of the protocol, an entangled state ρ_{AB}

is distributed among the legitimate parties. The Alice's measurement result encodes the information about which state Alice prepared. Let us describe the entanglement-based version of the BB84 protocol.

The steps 1 and 2 of the protocol given above are replaced by:

1. The source of entangled states generates a state

$$\rho_{AB} = |\Phi\rangle_{AB} \langle\Phi|, \quad (2)$$

where

$$|\Phi\rangle_{AB} = \frac{1}{\sqrt{2}}(|0\rangle_A \otimes |0\rangle_B + |1\rangle_A \otimes |1\rangle_B).$$

2. Alice perform a measurement of her part according to the POVM

$$\begin{aligned} P_{z,0}^A &= p_z |0\rangle \langle 0|, & P_{z,1}^A &= p_z |1\rangle \langle 1|, \\ P_{x,0}^A &= p_x |+\rangle \langle +|, & P_{x,1}^A &= p_x |-\rangle \langle -|. \end{aligned} \quad (3)$$

The probabilities of obtaining these results are: $p_z/2, p_z/2, p_x/2,$ and $p_x/2$, respectively. If Alice obtains the result, say $(x, 1)$, then the state is changed to

$$\rho_{AB} \rightarrow |-\rangle_A \langle -| \otimes |-\rangle_B \langle -|,$$

i.e., is equivalent that Alice sent to Bob the state $|-\rangle$. In this sense, the entanglement-based formulation is mathematically equivalent to the prepare&measure one. Note that, since Alice's measurement is virtual, her measurement corresponds to detectors with the perfect efficiency.

IV. SECRET-KEY RATE

We will define secret key rate as a ration of the length of the final key to the length of the sifted key. To derive the formula for it, we need to formalize the stages of the QKD protocol given above. We adopt the mathematical model developed in [11].

The Alice's and Bob's measurements with the announcements are described by the following quantum channel:

$$\begin{aligned} \rho_{AB} &\mapsto \sum_{a \in \{z,x\}} \sum_{b \in \{z,x\}} K_a^A \otimes K_b^B \rho_{AB} (K_a^A \otimes K_b^B)^\dagger \\ &+ \sum_{a \in \{z,x\}} K_a^A \otimes K_\emptyset^B \rho_{AB} (K_a^A \otimes K_\emptyset^B)^\dagger \\ &= \mathcal{M}(\rho_{AB}) = \rho_{A\bar{A}B\bar{B}}^{(2)}, \end{aligned}$$

where

$$\begin{aligned} K_a^A &= \sum_{\alpha \in \{0,1\}} \sqrt{P_{a,\alpha}^A} \otimes |a\rangle_{\bar{A}} \langle \alpha|_{\bar{A}}, \\ K_b^B &= \sum_{\beta \in \{0,1\}} \sqrt{P_{b,\beta}^B} \otimes |b\rangle_{\bar{B}} \langle \beta|_{\bar{B}}, \end{aligned}$$

$$K_\emptyset^B = |\emptyset\rangle_{\bar{B}} \langle 0|_{\bar{B}}.$$

Here the registers \tilde{A} (two-dimensional) and \tilde{B} (three-dimensional) store the information that is announced in the public channel: bases choices and the result \emptyset for Bob. The two-dimensional registers \bar{A} and \bar{B} store the key bit, which is not announced.

The sifting stage is described by the projector

$$\Pi = |z\rangle_{\tilde{A}} \langle z| \otimes |z\rangle_{\tilde{B}} \langle z|,$$

$$\rho_{\tilde{A}\tilde{A}\bar{A}\bar{B}\tilde{B}\bar{B}}^{(2)} \mapsto \frac{1}{p_{\text{pass}}} \Pi \rho_{\tilde{A}\tilde{A}\bar{A}\bar{B}\tilde{B}\bar{B}}^{(2)} \Pi = \rho_{\tilde{A}\tilde{A}\bar{A}\bar{B}\tilde{B}\bar{B}}^{(3)},$$

where $p_{\text{pass}} = \text{Tr} \Pi \rho_{\tilde{A}\tilde{A}\bar{A}\bar{B}\tilde{B}\bar{B}}^{(2)}$.

In the general scheme given in [11], an additional key map $g(a, b, \alpha)$ is used to form the Alice's key bit in an additional register. Here we do not need this since the Alice's and Bob's key bits are already given in the registers \bar{A} and \bar{B} . Let us also define a pinching quantum channel

$$\mathcal{Z}(\sigma) = \sum_{\alpha \in \{0,1\}} (|\alpha\rangle_{\bar{A}} \langle \alpha| \otimes I) \sigma (|\alpha\rangle_{\bar{A}} \langle \alpha| \otimes I),$$

and

$$\mathcal{Z}(\rho_{\tilde{A}\tilde{A}\bar{A}\bar{B}\tilde{B}\bar{B}}^{(3)}) = \rho_{\tilde{A}\tilde{A}\bar{A}\bar{B}\tilde{B}\bar{B}}^{(4)}.$$

In the entanglement-based QKD Eve is assumed to control the source of entangled states, i.e., she can replace the state ρ_{AB} given in (2) by her own arbitrary state ρ_{AB} (satisfying some restrictions specified below). Moreover, according to the purification theorem, ρ_{AB} can be expressed as $\rho_{AB} = \text{Tr}_E \rho_{ABE}$, where ρ_{ABE} is a pure state in a larger Hilbert space $\mathcal{H}_A \otimes \mathcal{H}_B \otimes \mathcal{H}_E$, and all such representations (purifications) are unitary equivalent [27]. Eve is assumed to own the additional register E .

According to Devetak and Winter theorem [28], the asymptotic secret key rate is given by

$$K = p_{\text{pass}} \left[H(\bar{A}|E\tilde{A}\tilde{B})_{\rho^{(3)}} - H(\bar{A}|\bar{B}\tilde{A}\tilde{B})_{\rho^{(3)}} \right], \quad (4)$$

where H is the conditional von Neumann entropy. Here the first and the second terms in the brackets characterize the Eve's and the Bob's ignorance on an Alice's key bit, respectively. Here we assume that the length of the error-correcting syndrome is given by the Shannon theoretical limit. Otherwise, a factor $f > 1$ should be added to the second term. The present-day error-correcting codes allows for $f = 1.22$.

If the transmission line and measurement devices introduce errors in a symmetric way, i.e., the probability of error Q does not depend of the bit sent by Alice, then the second term is equal to $h(Q)$, where h is a binary entropy and Q is the QBER in the z -basis. Note that, due to detection-efficiency mismatch, the channel from \bar{A} to \bar{B} is not a binary symmetric channel. However,

the second term is still equal to $h(Q)$, see Appendix B for details. The QBER is an observed by Alice and Bob value.

The Eve's ignorance should be estimated. By Theorem 1 from [29],

$$\begin{aligned} H(\bar{A}|E\tilde{A}\tilde{B})_{\rho^{(3)}} &= D(\rho_{\tilde{A}\tilde{A}\bar{A}\bar{B}\tilde{B}\bar{B}}^{(3)} \| \rho_{\tilde{A}\tilde{A}\bar{A}\bar{B}\tilde{B}\bar{B}}^{(4)}) \\ &= p_{\text{pass}} D(\mathcal{G}(\rho_{AB}) \| \mathcal{Z}(\mathcal{G}(\rho_{AB}))), \end{aligned} \quad (5)$$

where

$$\mathcal{G}(\rho_{AB}) = \Pi \mathcal{M}(\rho_{AB}) \Pi \quad (6)$$

and $D(\sigma \| \tau) = \text{Tr} \sigma \log \sigma - \text{Tr} \sigma \log \tau$ is the quantum relative entropy. The advantage of this formula is that the right-hand side does not involve the additional register E .

The state ρ_{AB} is chosen by Eve and, hence, unknown to Alice and Bob. So, to make a reliable estimate of the secret key rate, they should minimize quantity (5) over all possible quantum states on $\mathcal{H}_A \otimes \mathcal{H}_B$ satisfying a set of restrictions:

$$K = \min_{\rho_{AB} \in \mathbf{S}} D(\mathcal{G}(\rho_{AB}) \| \mathcal{Z}(\mathcal{G}(\rho_{AB}))) - p_{\text{pass}} h(Q), \quad (7a)$$

$$\mathbf{S} = \{\rho \geq 0 \text{ on } \mathcal{H}_A \otimes \mathcal{H}_B \mid \text{Tr} \Gamma_i \rho = \gamma_i, \forall i\}, \quad (7b)$$

where the operators Γ_i specify the restrictions:

- Unit trace condition for the density operator: $\Gamma_1 = I, \gamma_1 = 1$;

- Detection rate in each basis $a \in \{x, z\}$:

$$\begin{aligned} \Gamma_{2,3} &= P_{a,0}^A \otimes P_{a,0}^B + P_{a,0}^A \otimes P_{a,1}^B \\ &\quad + P_{a,1}^A \otimes P_{a,0}^B + P_{a,1}^A \otimes P_{a,1}^B; \end{aligned} \quad (8)$$

- Error detection rate in the basis $a \in \{z, x\}$:

$$\Gamma_{4,5} = P_{a,0}^A \otimes P_{a,1}^B + P_{a,1}^A \otimes P_{a,0}^B. \quad (9)$$

Then, the QBER in each basis is given by

$$Q = Q_z = \frac{\text{Tr} \rho_{AB} \Gamma_4}{\text{Tr} \rho_{AB} \Gamma_2}, \quad Q_x = \frac{\text{Tr} \rho_{AB} \Gamma_5}{\text{Tr} \rho_{AB} \Gamma_3};$$

- Fixation of $\rho_A = \text{Tr}_B \rho_{AB}$:

$$\Gamma_{6,7,8} = \sigma_{x,y,z} \otimes I_B, \quad (10)$$

where $\sigma_{x,y,z}$ are Pauli matrices. Let us recall that the entanglement-based formulation of the protocol is used here as a mathematical trick for a convenient reformulation of the prepare&measure version rather than a way of actual implementation. In this case, the Alice's part ρ_A is inaccessible to Eve and is fixed by the protocol. One may think about the source of entangled states placed inside the Alice's laboratory. This is the point why the entanglement-based and prepare&measure formulations are equivalent. This is mathematically equivalent to the case when Eve controls the source, but under additional restrictions (10).

In order to calculate the actual secret key rate, we need to solve minimization problem (7) with γ_i given by some model of a quantum channel operating under the natural conditions, i.e., without the eavesdropping. We model the noise in the transmission line without an eavesdropper as an action of the depolarizing channel on the maximally entangled state $|\Phi\rangle_{AB} \langle\Phi|$:

$$\rho_{AB}^0 = (\text{Id}_A \otimes \mathcal{E}_Q \otimes \text{Id}_{\text{vac}})(|\Phi\rangle_{AB} \langle\Phi|), \quad (11a)$$

$$\mathcal{E}_Q(\rho_2) = (1 - 2Q)\rho_2 + 2QI_2/2. \quad (11b)$$

Here Id_A and Id_{vac} are the identity channels in the Alice's space and in the vacuum subspace of the Bob's space, and \mathcal{E}_Q acts in the single-photon subspace of the Bob's space. Then we take

$$\gamma_i = \text{Tr} \rho_{AB}^0 \Gamma_i, \quad i = 1, \dots, 8 \quad (12)$$

Remark 4. Of course, Eve can choose any type of attack, not necessarily leading to a depolarizing channel. And the minimization problem (7) does not assume any particular form of the channel. The role of channel (11) is only the fixation of the experimentally observable γ_i . After the observation of γ_i , Alice and Bob solve the minimization problem (7) without any assumption on the channel. The observation of $\{\gamma_i\}$ not consistent with channel (11) is an obvious evidence of eavesdropping (the collected statistics differs from the statistics observed under the natural conditions). In this case Alice and Bob abort the protocol.

Remark 5. We do not model losses in the channel because they affect the secret key rate only through p_{pass} but not through the quantities in brackets in the right-hand side of (4).

Here we consider the asymptotic case of infinitely many pulses sent by Alice. In this case p_x can be made arbitrarily small. The x basis does not participate in the secret key generation, it is used only to estimate some γ_i . In the limit of infinitely many pulses, an arbitrarily small fraction of it is sufficient to collect a reliable statistics. So, we put $p_x = 0$ in (7a), but still use the x basis statistics in (8) and (9). In this case $p_{\text{pass}} = (1 + \eta)/2$.

Theorem 1. *If $p_x = 0$, then the solution of the optimization problem (7), (11)–(12) is given by*

$$K(Q, \eta) = p_{\text{pass}} \left[h\left(\frac{1}{1 + \eta}\right) - h(\lambda(Q, \eta)) - h(Q) \right], \quad (13)$$

$$\lambda(Q, \eta) = \frac{1}{2} - \frac{1}{2} \sqrt{1 - \frac{16\eta Q(1 - Q)}{(1 + \eta)^2}}, \quad p_{\text{pass}} = \frac{1 + \eta}{2}. \quad (14)$$

The proof is provided in Appendix A.

Formula (13) is the desired formula for the secret key rate. It is tight for the proposed protocol since the optimization problem is solved exactly. Let us compare it to two formulas obtained in [8]

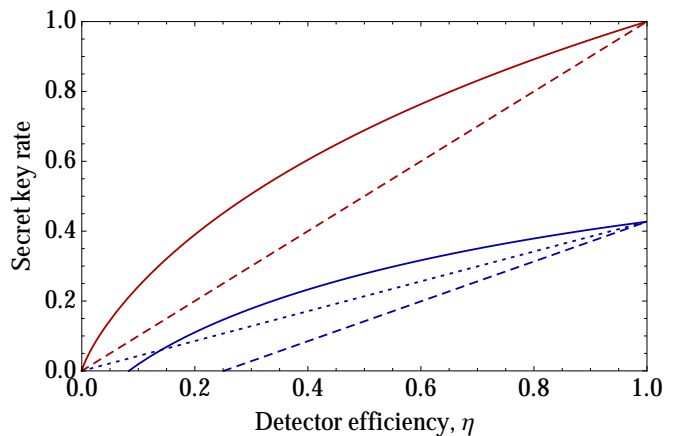


Figure 1. Secret key rate $K(Q, \eta)$ for the BB84 protocol with the detection-efficiency mismatch vs the efficiency of one detector η . Red: the noiseless case $Q = 0$, blue: the case $Q = 0.05$. Solid line: formula (13) (deviates from the previous one only for the noisy case and small η), dashed line: formula (15a), dotted line: formula (15b) (coincides with (15a) for the noiseless case)).

$$K_1(Q, \eta) = p_{\text{pass}} \left\{ \frac{2\eta}{1 + \eta} [1 - h(Q)] - h(Q) \right\}, \quad (15a)$$

$$K_2(Q, \eta) = p_{\text{pass}} \frac{2\eta}{1 + \eta} [1 - 2h(Q)]. \quad (15b)$$

The first formula is obtained as a result of a more general analysis, which includes the cases when η is under Eve's control, applied to the particular case of the constant fixed η . The second formula is obtained by a simple discarding argument. Of course, the simplest solution to the detection-efficiency mismatch problem is to discard zeros from the raw key with the probability $1 - \eta$ (to artificially adjust the efficiencies of two detectors).

The comparison of these formulas are given on Fig. 1. We see that formula (13) gives definitely higher secret key rates than (15a). Also it gives higher secret key rates than (15b) for the most of the range of η . Only in the case of small η , which corresponds to a large efficiency mismatch, discarding provides higher rates. It does not contradict to the tightness of bound (13) since the possibility of discarding (a kind of preprocessing) of the data right after the transmission of quantum states is not provided in our description of the protocol. Also the calculations according to formula (13) coincide with the numerical results of [11].

The case of small η (large detection-efficiency mismatch) may be of a smaller practical interest, but, nevertheless, we can modify our protocol to overcome this limitation of formula (13). Namely, we can combine the discarding of some zeros and calculations according to formula (13). Let Alice discard a zero outcome with a probability $1 - \eta_1 \leq 1 - \eta$. After that, the "remaining" detection-efficiency mismatch is equal to $\eta_2 = \eta/\eta_1 \geq \eta$

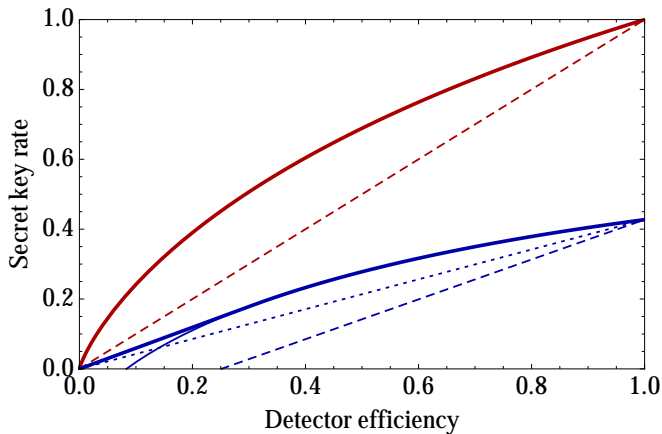


Figure 2. Secret key rate $K(Q, \eta)$ for the BB84 protocol with the detection-efficiency mismatch vs the efficiency of one detector η . The lines are the same as on Fig. 1, except that the thick solid line has been added. It corresponds to formula (16) and outperforms (16) (thin solid line) one only for the noisy case and small η .

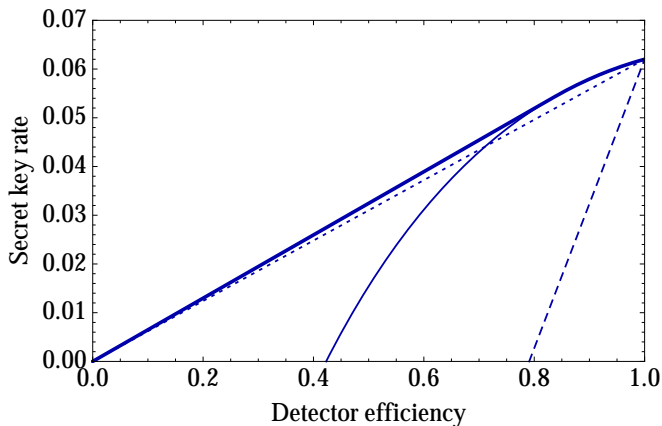


Figure 3. Secret key rate $K(Q, \eta)$ for the BB84 protocol with the detection-efficiency mismatch vs the efficiency of one detector η , for $Q = 0.1$. The lines are the same as on Fig. 2. Formula (16) outperforms (16) for the most range of η .

and we can use formula (13) with η substituted by η_2 . We arrive at the formula

$$K(Q, \eta) = \max_{\substack{\eta_1 \eta_2 = \eta, \\ \eta_1 \leq \eta}} \frac{\eta_1(1 + \eta_2)}{2} \times \left[h\left(\frac{1}{1 + \eta_2}\right) - h(\lambda(Q, \eta_2)) - h(Q) \right]. \quad (16)$$

The calculation according to this formula is also shown on Fig. 2 and Fig. 3. We see that (16) outperforms (13) if the detection-efficiency mismatch or QBER is large. Finally, let us recall, that of both detectors are not perfect and have efficiencies η_0 and η_1 , then $\eta = \min(\eta_0, \eta_1) / \max(\eta_0, \eta_1)$.

V. DISCUSSIONS AND CONCLUSIONS

Here we proved the security of the BB84 QKD protocol with the detection-efficiency mismatch and gave tight bounds on the secret key rate – formulas (13) and (16). We used the approach of [11, 12] based on a reduction of the calculation of QKD to a convex optimization problem. But we used this approach not for a numerical investigation, but for an analytical one.

The main remaining problem concerning the security of QKD with the detection-efficiency mismatch concerns the case when Eve can send more than one photon to Bob (for example, to artificially increase the effectiveness of one of his detectors).

Another problem is the derivation of finite-key version of (13) and (16). In our analysis we tried to involve as small possible numbers of statistical restrictions Γ_i in (7a), since, in the finite-key version, every statistical estimate should be provided by the estimation of its statistical fluctuations.

Formula for the secret-key rate of Devetak and Winter (4) is valid only for collective Eve's attacks. However, this analysis may be generalized to the most general, coherent attacks using the technique of entropy accumulation [30].

Preliminary results of this preprint (including (13)) were presented on the International conference "Quantum information, statistics, probability" with a special session dedicated to A. S. Holevo's 75-th birthday [31].

Remark 6. Very recently, another preprint [32] was published with the derivation of formula (13) by a similar method. The differences of our derivation are as follows. Firstly, in [32] an additional restriction is imposed that Eve's attack is symmetric. In contrast, we prove the optimality of (13) with respect to arbitrary Eve's collective attacks. Secondly, we additionally analyze the case when Eve can use the vacuum component of the Bob's space (see the beginning of Sec. II). We prove that this does not give an advantage to Eve, but this is a priori not obvious in the case of detection-efficiency mismatch. Thirdly, we have derived a slightly modified formula (16) which outperforms (13) if the detection-efficiency mismatch or QBER is large.

Acknowledgments. We are grateful to A. Fedorov, N. Lütkenhaus, D. Sych, and I.V. Volovich for fruitful discussions and comments. The work was supported by the grant of the President of the Russian Federation (project MK- 2815.2017.1).

APPENDIX A. PROOF OF THEOREM 1

Define

$$D(\mathcal{G}(\rho_{AB}) \| \mathcal{Z}(\mathcal{G}(\rho_{AB}))) = f(\rho_{AB}).$$

Sometimes we will omit the subsindexes AB of ρ_{AB} . The gradient of this function is given by

$$\nabla_{\rho} f(\rho) = \mathcal{G}^{\dagger} \left(\log \mathcal{G}(\rho) - \log \mathcal{Z}(\mathcal{G}(\rho)) \right), \quad (\text{A1})$$

where \mathcal{G}^{\dagger} is the dual quantum channel to \mathcal{G} .

The problem (7) is a complicated problem of conditional optimization. To simplify it, in [11], the following trick is proposed: let $\{\bar{\Gamma}_i\}$ be a Gram-Schmidt orthogonalization of $\{\Gamma_i\}$ (with respect to the scalar product $\langle A, B \rangle = \text{Tr} A^{\dagger} B$) and $\bar{\gamma}_i$ are the corresponding mean values: $\text{Tr} \bar{\Gamma}_i \rho_{AB} = \bar{\gamma}_i$. Let also $\{\Omega_j\}$ be an orthogonal complement of $\{\bar{\Gamma}_i\}$ in the real linear space of Hermitian matrices, i.e., $\{\bar{\Gamma}_i\} \cup \{\Omega_j\}$ is an orthonormal basis in this space. Define

$$\rho(\vec{\omega}) = \sum_i \bar{\gamma}_i \bar{\Gamma}_i + \sum_j \omega_j \Omega_j.$$

Then

$$\rho_{AB} \in \mathbf{S} = \{ \rho(\vec{\omega}) \geq 0 \mid \vec{\omega} \in \mathbb{R}^m \},$$

where m is a number of matrices Ω_j , and the optimization problem is reduced to:

$$\begin{aligned} \min_{\vec{\omega}} f(\rho_{AB}(\vec{\omega})) \\ \rho_{AB}(\vec{\omega}) \geq 0 \end{aligned} \quad (\text{A2})$$

By a well-known property of joint convexity of the quantum relative entropy [LIEB], $f(\rho_{AB}(\vec{\omega}))$ is a convex function of $\vec{\omega}$. Due to the convexity of f and the convexity of the set \mathbf{S} , if we find a vector $\vec{\omega}^*$ such that $\nabla_{\omega} f(\rho_{AB}(\vec{\omega}^*)) = 0$, then $\rho_{AB}(\vec{\omega}^*)$ provides the global minimum and $K = f(\rho_{AB}(\vec{\omega}^*)) - p_{\text{pass}} h(Q)$. In particular, if $\nabla_{\rho} f(\rho)$ is orthogonal to all Ω_j for $\rho = \rho_{AB}(\vec{\omega})$, then $\nabla_{\omega} f(\rho_{AB}(\vec{\omega}^*)) = 0$.

However, the problem is that the gradient (A1) may be ill-defined for some density operators. The operator $\mathcal{G}(\rho_{AB})$ is typically degenerate. This is not a problem for the relative entropy expression (5) due to the rule $0 \log 0 = 0$ and the fact that the kernel subspace of $\mathcal{Z}(\mathcal{G}(\rho))$ is embedded into the kernel subspace of $\mathcal{G}(\rho)$. But the degeneracy may be a problem for the gradient expression (A1) if the kernel subspace of $\mathcal{G}(\rho)$ is not embedded into the kernel subspace of $\mathcal{G}(\rho + \Delta\rho)$ for an arbitrarily small $\Delta\rho$. In this case the gradient may be infinite (since the derivative of the von Neumann entropy is infinite whenever one of the eigenvalues grows from the zero value to a non-zero one).

Thus, the orthogonality of $\nabla_{\rho} f(\rho)$ to all Ω_j is a sufficient condition for the minimum, but not a necessary one since the gradient may be ill-defined in the optimal point, or an optimal point may belong to the boundary of \mathbf{S} .

The proof of Theorem 1 will consist of two parts. In the first part we restrict the Bob's Hilbert space by a single-photon subspace spanned by the states $|0\rangle$ and $|1\rangle$. In

this case the gradient (A1) is well-defined and equal to zero in the optimal point. In the second part we will show that the use of the vacuum component does not give an advantage to Eve.

1. The case of two-dimensional Bob's space: $\mathcal{H}_B = \mathbb{C}^2$. The operator $\rho_{AA\bar{A}B\bar{B}}^{(3)}$ is degenerate: indeed, firstly, due to sifting, the registers \tilde{A} and \tilde{B} can store only the z value, and, secondly, the information stored in the registers A and \bar{A} as well as in B and \bar{B} coincide. This is true independently of the state ρ_{AB} (independently on $\vec{\omega}$). Hence, the change of $\vec{\omega}$ does not decrease the kernel subspace of $G(\rho_{AB}(\vec{\omega}))$ and the gradient is well-defined. The gradient is thus defined by (A1) restricted to the subspace of the support of $\rho^{(3)}$, which is isomorphic to $\mathcal{H}_A \otimes \mathcal{H}_B$ and has the dimensionality 4.

The matrix representation of state (11a) is

$$\rho_{AB}^0 = \frac{1}{2} \begin{pmatrix} 1-Q & 0 & 0 & 1-2Q \\ 0 & Q & 0 & 0 \\ 0 & 0 & Q & 0 \\ 1-2Q & 0 & 0 & 1-Q \end{pmatrix} \quad (\text{A3})$$

(the order of rows and columns are as follows: $AB = 00, 01, 10, 11$). The matrices Γ_i are as follows:

$$\begin{aligned} \Gamma_1 &= \begin{pmatrix} 1 & 0 & 0 & 0 \\ 0 & 1 & 0 & 0 \\ 0 & 0 & 1 & 0 \\ 0 & 0 & 0 & 1 \end{pmatrix}, & \Gamma_8 &= \begin{pmatrix} 1 & 0 & 0 & 0 \\ 0 & 1 & 0 & 0 \\ 0 & 0 & -1 & 0 \\ 0 & 0 & 0 & -1 \end{pmatrix}, \\ \Gamma_6 &= \begin{pmatrix} 0 & 0 & 1 & 0 \\ 0 & 0 & 0 & 1 \\ 1 & 0 & 0 & 0 \\ 0 & 1 & 0 & 0 \end{pmatrix}, & \Gamma_7 &= \begin{pmatrix} 0 & 0 & -i & 0 \\ 0 & 0 & 0 & -i \\ i & 0 & 0 & 0 \\ 0 & i & 0 & 0 \end{pmatrix}, \\ \Gamma_2 &= \begin{pmatrix} 1 & 0 & 0 & 0 \\ 0 & \eta & 0 & 0 \\ 0 & 0 & 1 & 0 \\ 0 & 0 & 0 & \eta \end{pmatrix}, & \Gamma_4 &= \begin{pmatrix} 0 & 0 & 0 & 0 \\ 0 & \eta & 0 & 0 \\ 0 & 0 & 1 & 0 \\ 0 & 0 & 0 & 0 \end{pmatrix}, \end{aligned}$$

$$\begin{aligned} \Gamma_3 &= \frac{1}{4} \begin{pmatrix} 1+\eta & 1-\eta & -(1-\eta) & -(1+\eta) \\ 1-\eta & 1+\eta & -(1+\eta) & -(1-\eta) \\ -(1-\eta) & -(1+\eta) & 1+\eta & 1-\eta \\ -(1+\eta) & -(1-\eta) & 1-\eta & 1+\eta \end{pmatrix}, \\ \Gamma_5 &= \frac{1}{2} \begin{pmatrix} 1+\eta & 1-\eta & 0 & 0 \\ 1-\eta & 1+\eta & 0 & 0 \\ 0 & 0 & 1+\eta & 1-\eta \\ 0 & 0 & 1-\eta & 1+\eta \end{pmatrix}. \end{aligned}$$

Note that

$$\text{Tr} \Gamma_i \rho = \sum_{j,k=1}^4 \Gamma_i^{kj} \rho_{jk} = \sum_{j,k=1}^4 (\Gamma_i^{jk})^* \rho_{jk},$$

where Γ_i^{jk} and ρ_{jk} are the elements of the corresponding matrices. So, each Γ_i fixes a weighted sum of the elements of ρ_{AB} .

Consider the following matrix:

$$\bar{\rho}_{AB} = \frac{1-Q}{2} \begin{pmatrix} 1 & 0 & 0 & 1-2Q \\ 0 & 0 & 0 & 0 \\ 0 & 0 & 0 & 0 \\ 1-2Q & 0 & 0 & 1 \end{pmatrix} + \frac{Q}{2} \begin{pmatrix} 0 & 0 & 0 & 0 \\ 0 & 1 & 1-2Q & 0 \\ 0 & 1-2Q & 1 & 0 \\ 0 & 0 & 0 & 0 \end{pmatrix}. \quad (\text{A4})$$

We have $\text{Tr} \bar{\rho}_{AB} \Gamma_i = \text{Tr} \rho_{AB}^0 \Gamma_i$ for all i . Further,

$$\mathcal{G}(\bar{\rho}_{AB}) = \frac{1-Q}{2} \begin{pmatrix} 1 & 0 & 0 & (1-2Q)\sqrt{\eta} \\ 0 & 0 & 0 & 0 \\ 0 & 0 & 0 & 0 \\ (1-2Q)\sqrt{\eta} & 0 & 0 & \eta \end{pmatrix} + \frac{Q}{2} \begin{pmatrix} 0 & 0 & 0 & 0 \\ 0 & \eta & (1-2Q)\sqrt{\eta} & 0 \\ 0 & (1-2Q)\sqrt{\eta} & 1 & 0 \\ 0 & 0 & 0 & 0 \end{pmatrix},$$

$$\mathcal{Z}(\mathcal{G}(\bar{\rho}_{AB})) = \frac{1}{2} \begin{pmatrix} 1-Q & 0 & 0 & 0 \\ 0 & Q\eta & 0 & 0 \\ 0 & 0 & Q & 0 \\ 0 & 0 & 0 & (1-Q)\eta \end{pmatrix}.$$

The eigenvalues of $\mathcal{G}(\bar{\rho}_{AB})$ are:

$$\lambda_{1,2} = (1-Q)\lambda_{\pm}, \quad \lambda_{3,4} = Q\lambda_{\pm},$$

where $\lambda_- = p_{\text{pass}}\lambda(Q, \eta)$ (see (14)) and $\lambda_+ = p_{\text{pass}} - \lambda_-$. Then the straightforward calculation of (5) yields (13).

2. The proof of optimality of $\bar{\rho}_{AB}$. We have obtained the desired formula (13). It remains to show that $\bar{\rho}_{AB}$ is optimal. We will show that the gradient $\nabla_{\rho} f(\bar{\rho}_{AB})$ is orthogonal to all allowable directions of movement away from $\bar{\rho}_{AB}$. This means that $\bar{\rho}_{AB}$ provides an optimal value to (7a).

Consider the eigenvectors $(\cos \theta, \sin \theta)$ and $(-\sin \theta, \cos \theta)$, $\theta = \frac{1}{2} \arctan \frac{2\sqrt{\eta}(1-2Q)}{1-\eta}$ of the matrix

$$\begin{pmatrix} 1 & (1-2Q)\sqrt{\eta} \\ (1-2Q)\sqrt{\eta} & \eta \end{pmatrix}$$

corresponding to the eigenvalues λ_{\pm} given above. Then direct calculation by (A1) gives

$$\nabla_{\rho} f(\bar{\rho}_{AB}) = \begin{pmatrix} d_x & 0 & 0 & 0 \\ 0 & d_y & 0 & 0 \\ 0 & 0 & d_x & 0 \\ 0 & 0 & 0 & d_y \end{pmatrix} + \sqrt{\eta} \sin \theta \cos \theta \log \frac{\lambda_+}{\lambda_-} \begin{pmatrix} 0 & 0 & 0 & 1 \\ 0 & 0 & 1 & 0 \\ 0 & 1 & 0 & 0 \\ 1 & 0 & 0 & 0 \end{pmatrix}, \quad (\text{A5})$$

where

$$d_x = \cos^2 \theta \log \lambda_+ + \sin^2 \theta \log \lambda_-$$

$$d_y = \eta(\sin^2 \theta \log \lambda_+ + \cos^2 \theta \log \lambda_- - \log \eta).$$

We see that the gradient is orthogonal to all directions except the changes on the diagonal of ρ_{AB} and directions that change the sum of the secondary diagonal. However, the primary diagonal is fixed by $\Gamma_1, \Gamma_2, \Gamma_4$, and Γ_8 , while the sum of the secondary diagonal is fixed by Γ_3, Γ_5 , and Γ_6 (together with the fixation of the primary diagonal). This means that all allowable directions of movement away from $\bar{\rho}_{AB}$ are orthogonal to the gradient $\nabla_{\rho} f(\bar{\rho}_{AB})$. This means that $\bar{\rho}_{AB}$ provides minimum to the problem (7) for the case of two-dimensional Bob's space.

3. The case of three-dimensional Bob's space.

Now we return to the case of three-dimensional Bob's space. We are going to show that the state $\bar{\rho}_{AB} \oplus 0$, where $\bar{\rho}_{AB}$ is a matrix defined by (A4) on the 4-dimensional subspace and $\oplus 0$ denotes its embedding into the 6-dimensional space $\mathcal{H}_A \otimes \mathcal{H}_B$, is an optimal state. In other words, the use of the vacuum component does not give an advantage to Eve. The gradient (A1) $\nabla_{\rho}(\bar{\rho}_{AB} \oplus 0)$ is now ill-defined and cannot be used directly.

Since the actual Bob's measurement is preceded by a quantum non-demolition measurement of the number of photons (see the discussion before (1)), it suffices to show that $\bar{\rho}_{AB} \oplus 0$ is optimal on the set

$$\{(1-z)\rho_{AB} \oplus 0 + z\rho_2 \otimes |\text{vac}\rangle \langle \text{vac}|\},$$

where ρ_2 is an arbitrary density operator on the two-dimensional Alice's subspace \mathcal{H}_A , and $0 \leq z \leq 1$. Since the vacuum state leads to the no detection event \emptyset (see (1)), the term $z\rho_2 \otimes |\text{vac}\rangle \langle \text{vac}|$ does not affect the secret key rate. But the secret key rate depends on z due to the factor $1-z$ before $\rho_{AB} \oplus 0$. In other words, if we again restrict our consideration to the 4-dimensional subspace spanned by $|00\rangle, |01\rangle, |10\rangle$, and $|11\rangle$, then Eve is allowed to reduce the trace of ρ_{AB} and the restriction $\text{Tr} \Gamma_1 \rho_{AB} = 1$ should be replaced by $\text{Tr} \Gamma_1 \rho_{AB} \leq 1$.

The set of diagonal matrices that are orthogonal to Γ_3, Γ_4 , and Γ_8 form a one-dimensional family of matrices proportional to $\Omega = \text{diag}(\eta, -1, \eta, -1)$, and only the matrices $c\Omega$ for $c > 0$ decreases $\text{Tr} \rho_{AB}$. So, we need to show that $\text{Tr} \Omega \nabla_{\rho} f(\bar{\rho}_{AB}) > 0$, i.e., the movement along Ω increases the target function f . This will mean that $\bar{\rho}_{AB} \oplus 0$ is an optimal state.

Due to the explicit form of the gradient (A5), the required condition is guaranteed by the following lemma.

Lemma 1.

$$\cos^2 \theta \log \lambda_+ + \sin^2 \theta \log \lambda_-$$

$$\geq \sin^2 \theta \log \lambda_+ + \cos^2 \theta \log \lambda_- - \log \eta \quad (\text{A6})$$

Let us proof the lemma. Inequality (A6) can be rewritten as follows:

$$\cos 2\theta \log \frac{\lambda_+}{\lambda_-} \geq \log \frac{1}{\eta}. \quad (\text{A7})$$

Here let us denote

$$\cos 2\eta = \left(1 + \frac{4\eta(1-2Q)^2}{(1-\eta)^2}\right)^{-\frac{1}{2}} = x.$$

Then (A7) can be expressed as

$$f(x) = x \log \frac{x+a}{x-a} \geq \log \frac{1+a}{1-a}, \quad a = \frac{1-\eta}{1+\eta}, \quad a \leq x \leq 1. \quad (\text{A8})$$

A straightforward calculations give $f''(x) > 0$ for all x and

$$\begin{aligned} f'(1) &= \log \left(1 + \frac{2a}{1-a}\right) - \frac{2a}{(1-a)^2} \\ &\leq \frac{2a}{1-a} - \frac{2a}{(1-a)^2} < 0, \end{aligned}$$

which means that $f(x)$ decreases for $x \leq 1$ and $f(1) = (1+a)/(1-a)$ provides the minimum for $x \leq 1$, which proves (A8) and Lemma 1.

This concludes the proof of Theorem 1.

APPENDIX B. INFORMATION LEAKAGE IN THE ERROR CORRECTION FOR THE CASE OF DETECTION-EFFICIENCY MISMATCH

Our aim is to calculate the quantity $H(\overline{A}|\overline{B}\widetilde{A}\widetilde{B})_{\rho^{(3)}}$ in (4). Here we do not assume that the quantum channel operates under natural conditions as a depolarizing channel (11), but we still assume that the errors are introduced by a channel in the symmetric way. Due to this fact and also due to the fact that $\text{Tr}_B \rho_{AB}^{(3)} = I_2/2$ is fixed, the diagonal part of ρ_{AB} has the form $(1-Q, Q, Q, 1-Q)/2$ (the order of the values of the registers is the same as in Appendix A: (00, 01, 10, 11)). As we saw in Appendix A, Eve cannot change the diagonal part of ρ_{AB} due to the restrictions Γ_i . Further, $\rho^{(3)} = p_{\text{pass}}\mathcal{G}(\rho_{AB})$, $p_{\text{pass}} = (1+\eta)/2$. Again, as in Appendix A, we can consider $\rho^{(3)}$ to be defined only on two registers A and B : $\rho_{AB}^{(3)}$. The diagonal part of $\rho_{AB}^{(3)}$ is then $(1-Q, Q\eta, Q, (1-Q)\eta)/(1+\eta)$. This is the joint distribution of $(\overline{A}, \overline{B})$. It is straightforward to show that $H(\overline{A}|\overline{B}) = h(Q)$.

-
- [1] E. Diamanti, H.-K. Lo, B. Qi, and Z. Yuan, *npj Quant. Inf.* **2**, 16025 (2016)
- [2] V. Scarani, H. Bechmann-Pasquinucci, N.J. Cerf, M. Dusek, N. Lütkenhaus, and M. Peev, *Rev. Mod. Phys.* **81**, 1301 (2009).
- [3] N. Gisin, G. Ribordy, W. Tittel, and H. Zbinden, *Rev. Mod. Phys.* **74**, 145 (2002).
- [4] P.W. Shor and J. Preskill, *Phys. Rev. Lett.* **85**, 441 (2000).
- [5] R. Renner, *Int. J. Quantum Inform.* **6**, 1 (2008); *Security of Quantum Key Distribution*, PhD thesis, ETH Zurich; arXiv:quant-ph/0512258 (2005).
- [6] M. Tomamichel, C.C.W. Lim, N. Gisin, and R. Renner, *Nat. Commun.* **3**, 634 (2012).
- [7] M. Tomamichel and A. Leverrier, arXiv:1506.08458.
- [8] C.-H. F. Fung, K. Tamaki, B. Qi, H.-K. Lo, X. Ma, *Quant. Inf. Comput.* **9**, 131 (2009).
- [9] Y. Zhao, C.-H. F. Fung, B. Qi, C. Chen, and H.-K. Lo, *Phys. Rev. A* **78**, 042333 (2008).
- [10] S. Sajeed, P. Chaiwongkhot, J.-P. Bourgoin, T. Jennewein, N. Lütkenhaus, and V. Makarov, *Phys. Rev. A* **91**, 062301 (2015)
- [11] A. Winick, N. Lütkenhaus, P. J. Coles, *Quantum* **2**, 77 (2018).
- [12] P. J. Coles, E. M. Metodiev, , and N. Lütkenhaus, *Nat. Commun.* **7**, 11712 (2016).
- [13] M. Dušek, M. Jahma, and N. Lütkenhaus *Phys. Rev. A* **62**, 022306 (2000).
- [14] N. Lütkenhaus and M. Jahma *New J. Phys.* **4**, 44 (2002).
- [15] H.-K. Lo, X. Ma, and K. Chen, *Phys. Rev. Lett.* **94**, 230504 (2005).
- [16] X.-B. Wang, *Phys. Rev. Lett.* **94**, 230503 (2005).
- [17] X. Ma, B. Qi, Y. Zhao, and H.-K. Lo, *Phys. Rev. A* **72**, 012326 (2005).
- [18] Z. Zhang, Q. Zhao, M. Razavi, and X. Ma, *Phys. Rev. A* **95**, 012333 (2017).
- [19] A.S. Trushechkin, E.O. Kiktenko, and A.K. Fedorov, *Phys. Rev. A* **96**, 022316 (2017).
- [20] Y. Fei, X. Meng, M. Gao, Z. Ma, and H. Wang, *Eur. Phys. J. D* **72**, 107 (2018)
- [21] T. Moroder, M. Curty, and N. Lütkenhaus, *New J. Phys.* **11**, 045008 (2009).
- [22] O. Gittsovich, N. J. Beaudry, V. Narasimhachar, R. Romero Alvarez, T. Moroder, and N. Lütkenhaus, *Phys. Rev. A* **89**, 012325 (2014).
- [23] Y. Zhang and N. Lütkenhaus, *Phys. Rev. A* **95**, 042319 (2017).
- [24] N. Walenta, A. Burg, D. Caselunghe, J. Constantin, N. Gisin, O. Guinnard, R. Houlmann, P. Junod, B. Korzh, N. Kulesza, M. Legré, C.C.W. Lim, T. Lunghi, L. Monat, C. Portmann, M. Soucarros, P. Trinkler, G. Trollet, F. Vannel, and H. Zbinden, *New J. Phys.* **16** 013047 (2014).
- [25] E.O. Kiktenko, A.S. Trushechkin, C.C.W. Lim, Y.V. Kurochkin, and A.K. Fedorov, *Phys. Rev. Applied* **8**, 044017 (2017).
- [26] E.O. Kiktenko, A.S. Trushechkin, Y.V. Kurochkin, and A.K. Fedorov, *J. Phys. Conf. Ser.* **741**, 012081 (2016).
- [27] A.S. Holevo, *Quantum systems, channels, information. A mathematical introduction* (De Gruyter, Berlin–Boston, 2012).
- [28] I. Devetak and A. Winter, *Proc. R. Soc. Lond. A*, **461**, 207 (2005)
- [29] P. J. Coles, *Phys. Rev. A* **85**, 042103 (2012).
- [30] F. Dupuis, O. Fawzi, and R. Renner, arXiv:1607.01796 (2005).
- [31] A. S. Trushechkin, Talk on the International conference "Quantum information, statistics, probability" with a special session dedicated to A. S. Holevo's 75-th birth-

day, Moscow, Russia, 12th September, 2018.

[32] J. Ma, Y. Zhou, X. Yuan, X. Ma, [arXiv:1810.03267](https://arxiv.org/abs/1810.03267) (2018).