
Pruning neural networks: is it time to nip it in the bud?

Elliot J. Crowley^{*1} Jack Turner^{*1} Amos Storkey¹ Michael O’Boyle¹

Abstract

Pruning is a popular method for compressing a neural network: given a large trained network, one alternates between removing connections and fine-tuning; reducing the overall width of the network. However, the efficacy of network pruning has largely evaded scrutiny. In this paper, we examine ResNets and DenseNets obtained through pruning-and-tuning and make two interesting observations: (i) *reduced networks*—smaller versions of the original network trained from scratch—consistently outperform pruned networks; (ii) if you take the architecture of a pruned network and then train it *from scratch* it is significantly more competitive. Furthermore, these architectures are easy to approximate: we can prune once and obtain a whole family of new, scalable network architectures that can simply be trained from scratch. Finally, we compare the inference speed of *reduced* and pruned networks on hardware, and show that reduced networks are significantly faster.

1. Introduction

Deep neural networks excel at a multitude of tasks (LeCun et al., 2015), but are typically cumbersome, and difficult to deploy on embedded devices (Sze et al., 2017). This can be rectified by compressing the network; specifically, reducing the number of parameters it uses in order to reduce its dynamic memory footprint. This also reduces the number of operations that have to be performed, making the network faster.

A popular means of doing this is through network pruning. Starting with a large trained network, one alternates between (i) removing connections according to some saliency metric, and (ii) fine-tuning the network. This *pruning-and-tuning* is a rather elaborate procedure, can be expensive, and requires

one to have—or have to train—the initial network.

It would be much simpler to just train a smaller version of this network (e.g. one with reduced width or depth) to suit a particular parameter budget. With this in mind, we ask: would these smaller networks outperform their pruned-and-tuned counterparts? If so, why should we prune at all?

In this work, we perform ℓ_1 -norm channel pruning (Li et al., 2016) and Fisher pruning (Theis et al., 2018; Molchanov et al., 2017b) on modular networks trained on the CIFAR-10 (Krizhevsky, 2009) and ImageNet (Russakovsky et al., 2015) datasets. ℓ_1 -norm pruning is widely used, and Fisher pruning is a principled, state-of-the-art pruning technique.

We make two interesting observations about pruning:

1. For a given parameter budget, pruned-and-tuned networks are consistently beaten by smaller versions of the original network—which we refer to as *reduced networks*—trained from scratch.
2. When the architectures obtained through pruning are trained *from scratch* they surpass their fine-tuned equivalents. For residual networks, they largely surpass reduced networks as well.

Moreover, we show that the architectures obtained through pruning are easy to approximate; we can look at which connections remain after pruning and derive a family of copycat architectures that, when trained from scratch, display similar performance. This gives us a new set of compact, powerful architectures.

We also show that pruning neural networks can be harmful from a *throughput* perspective on typical examples of hardware targets. We show that when inference time is a priority, depth-reduced architectures are preferable to pruned ones.

First, we outline the pruning procedure, and justify our design choices (Section 3). Then in Section 4 we prune an exemplar WideResNet and DenseNet on CIFAR-10. We compare these pruned-and-tuned networks to (i) reduced networks, and (ii) pruned networks trained from scratch. In Section 5 we examine the architectures obtained through pruning and derive a family of copycat networks. We then demonstrate that our pruning observations hold on ImageNet in Section 6. Finally, in Section 7 we benchmark the

^{*}Equal contribution. ¹School of Informatics, University of Edinburgh, Scotland. Correspondence to: Elliot J. Crowley <elliot.j.crowley@ed.ac.uk>, Jack Turner <jack.turner@ed.ac.uk>.

inference speed of pruned and reduced networks.

2. Related work

Pruning was initially developed as an analogy to finding the minimum description length of neural networks in order to allow for task specific adaptation and therefore more robust generalisation ability (Hanson & Pratt, 1989; LeCun et al., 1990). It was later repurposed in several studies (Han et al., 2015; 2016; Wen et al., 2016; Scardapane et al., 2017; Molchanov et al., 2017a) to allow neural networks to be deployed in resource constrained situations.

These methods all focus on removing *individual weights* and have come to be known as *fine-grained* pruning. This fine-grained approach results in sparse weight matrices, which are difficult to leverage into performance improvements on general purpose hardware (Turner et al., 2018a). Even in many specialised cases—such as the popular Tensor Processing Unit (Jouppi et al., 2017)—there exists no in-built support for sparsity. Furthermore, many of these techniques heavily target large fully-connected layers, whose use has subsided in modern network designs (He et al., 2016; Huang et al., 2017).

A series of more coarse-grained approaches have been developed to allow the benefits of pruning to be exposed to general purpose devices (He et al., 2017; Ye et al., 2018; Louizos et al., 2017; Liu et al., 2017), all of which revolve around removing *entire channels*. By maintaining the density of the weight matrices, these methods are easily leveraged into order-of-magnitude performance improvements on non-specialised hardware without significant reductions in predictive ability (Molchanov et al., 2017b; Louizos et al., 2017).

A core disadvantage of these pruning methods is the hyper-parameter overhead they introduce; they often require thresholds, pruning rates, and sensitivity parameters to be hand-tuned. Two automation processes have been explored in the literature: guided search through the space of sensitivity parameters (Yang et al., 2018; He et al., 2018b), and sensitivity analysis embedded into the saliency estimation (Molchanov et al., 2017b; Theis et al., 2018).

There are differing views on why pruning works. It has been posited that pruning is effective because large models are driven by sub-networks that are initialised with fortunate weights (Frankle & Carbin, 2018). Pruning, the authors therefore argue, works by finding such sub-networks, which can then be trained from scratch using the *same initialisation weights*, referred to as *lottery tickets*, as they had in the original, large model. This was disputed by Liu et al. (2018b), who showed that for large networks, random re-initialisation is equally effective to the use of *lottery tickets*.

Liu et al. (2018b) have also demonstrated the benefits of training pruned models from scratch, as opposed to pruning-and-tuning. Our work however, differs in several key aspects:

1. We consider scenarios where only inference is resource-constrained, not training. Thus, where Liu et al. (2018b) retrain pruned models with computational budgets, we train to convergence. We believe this is both more representative of the typical pruning workflow and is a fairer comparison.
2. We compare a higher performance pruning technique (Theis et al., 2018) and several alternatives to pruning on higher performance models. We also use iterative pruning where Liu et al. (2018b) use one-shot pruning; iterative pruning has been shown to give better performance (Han et al., 2015), as well as providing more comparison points.
3. We additionally examine pruning from an inference time and resource efficiency perspective on platforms that represent typical deployment targets. We show that the width reduction caused by pruning (reducing the number of channels per layer) harms the throughput (Multiply-Accumulate operations/ps) of networks on both CPUs and GPUs and propose that when inference speed is a priority, it is often best to choose reduced-depth models.

3. Preliminaries

Channel pruning a neural network broadly corresponds to carrying out the following procedure:

1. Train a large neural network from scratch / obtain a pre-trained network off-the-shelf
2. Rank candidate channels according to how important they are by some metric Δ_c
3. Remove the lowest ranked channel(s)
4. Fine-tune¹ the network. If the network is the desired size, stop. Otherwise return to Step 2.

This is most commonly done either sequentially—at step 3, only remove the single lowest ranked channel—or in a single shot: at step 3, remove a whole subset of the channels to reduce the network to a specific size. However, there are other approaches: in Chin et al. (2018), the authors explicitly learn the number of channels to remove at each step in a layer-wise fashion.

¹By fine-tuning, we refer to the process of continuing to train the network with a reduced learning rate.

In this work we focus on sequential pruning because it produces a whole family of networks of different sizes, as opposed to a single network with one-shot pruning, thus providing many more comparison points. It has the added bonus that it would allow for the deployment of pruned networks on multiple devices with different compute capabilities without knowing exact specifications ahead of time.

3.1. Pruning modular networks

In this work, we prune residual networks (He et al., 2016; Zagoruyko & Komodakis, 2016) and DenseNets (Huang et al., 2017). These feature modular blocks and skip connections, and are therefore representative of a large number of commonly used modern networks. We avoid older networks such as AlexNet (Krizhevsky et al., 2012) and VGG nets (Simonyan & Zisserman, 2015) as they have been shown to be highly redundant (Springenberg et al., 2015) due to their excessively large fully-connected layers. With this in mind, we describe here how such modular networks are pruned.

Consider a standard block in a ResNet (Figure 1a) that takes in an image representation with N_i channels and contains two standard convolutional layers. Let us assume that its convolutions use 3×3 kernels, and the cost of batch-norm (Ioffe & Szegedy, 2015) is negligible. The first convolution changes the number of channels of the representation to N_o . It consists of N_o lots of $N_i \times 3 \times 3$ filters and therefore uses $9N_iN_o$ parameters. The second convolution does not change the number of channels. It consists of N_o lots of $N_o \times 3 \times 3$ filters and therefore uses $9N_o^2$ parameters.

We prune this block by removing whole channels of the activation between the two convolutions (see the red line in Figure 1a). If we remove $(N_o - N_m)$ of these channels this has the effect of changing the number of intermediate channels to N_m (Figure 1b). This allows us to throw away filters in the first convolution (which reduces to N_m lots of $N_i \times 3 \times 3$ filters) and decrease the filter channel size in the second convolution (N_o lots of $N_m \times 3 \times 3$ filters). This decreases the number of parameters the block uses by a factor of N_o/N_m . Note that when a whole network consisting of j of these blocks is pruned, each block will have a unique N_m value: N_{mj} .

DenseNets with bottleneck blocks also consist of two convolutional layers, so can be pruned in a similar manner. For a DenseNet with growth rate k , the first convolution uses 1×1 kernels, and reduces the number of input channels from N_i to $4k$. The second convolution has 3×3 kernels, and reduces the number of channels down to k . This output is then concatenated with the input and forms the input to the next block. We can again zero out channels of the intermediate activation to compress both convolutions.

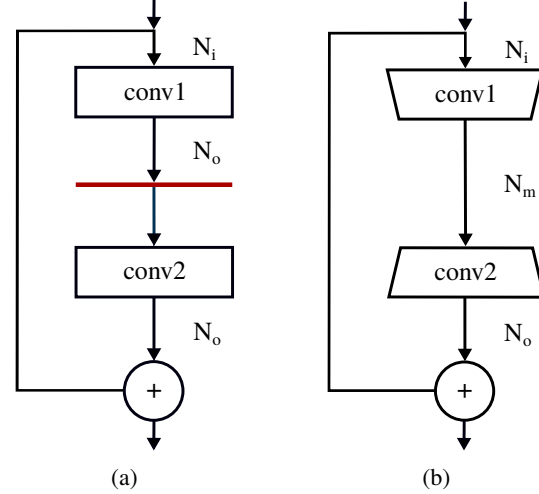


Figure 1: (a) A residual block, consisting of two convolutional layers (the first takes the input from N_i channels to N_o channels, and the second from N_o channels to N_o channels), and a skip connection. In standard residual networks, $N_i \leq N_o$. Batch-norm + ReLU are omitted for simplicity. The red line is where channels of the activation are pruned. (b) A bottlenecked residual block where the intermediate channel dimension is N_m where $N_m < N_o$. Pruning has the effect of transforming (a) to (b). Within a pruned network the number of intermediate channels remaining N_m will differ from block to block according to which channels are deemed unimportant.

3.2. ℓ_1 -norm based pruning

There are several methods that make use of ℓ_1 -norms to estimate channel saliency (Han et al., 2015; Li et al., 2016; He et al., 2017).

Han et al. (2015) use the absolute values of *individual weights* and prune the smallest to induce sparsity in the weight tensors of their network. We do not give further consideration to this method because it currently requires specialised hardware to leverage tensor sparsity into inference speed improvements.

For ease of optimisation on general purpose hardware, Li et al. (2016) propose pruning whole channels. Specifically, they show that removing channel activations whose corresponding filter’s weights have the smallest absolute sum is superior to random or largest-sum pruning.

Consider a weight tensor consisting of N_o lots of $N_i \times K \times K$ filters. Each filter is applied to some N_i channel input activation, producing one of N_o output activation channels. The importance metric Δ_c for each of these output channels is just the sum of each of these filters.

We can then rank every channel in the model by Δ_c , and

prune the ones with the smallest t norms, where t is a temperature parameter that controls the number of channels pruned at each pruning stage. We use $t = 1$ and prune iteratively, as Li et al. (2016) reported that this results in the smallest increase in error. From here onwards we refer to this method as ℓ_1 -norm pruning.

3.3. Fisher pruning

In Fisher pruning (Theis et al., 2018; Molchanov et al., 2017b), channels are ranked according to the estimated change in loss that would occur on their removal (i.e. this quantity is used as Δ_c). Consider a single channel of an activation in a network due to some input minibatch of N examples. Let us denote this as C : it is an $N \times W \times H$ tensor where W and H are the channel’s spatial width and height. Let us refer to the entry corresponding to example n in the mini-batch at location (i, j) as C_{nij} . If the network has a loss function \mathcal{L} , then we can back-propagate to get the gradient of the loss with respect to this activation channel $\frac{\partial \mathcal{L}}{\partial C}$. Let us denote this gradient as g and index it as g_{nij} . Δ_c can then be approximated as:

$$\Delta_c = \frac{1}{2N} \sum_n \left(- \sum_i \sum_j C_{nij} g_{nij} \right)^2 \quad (1)$$

The derivation for this can be found in Theis et al. (2018). Note that their Δ_c is slightly different from that in Molchanov et al. (2017b), although we found there to be little difference in practice.

4. CIFAR-10 experiments

We perform a set of extensive experiments on an exemplar WideResNet and DenseNet, representatives of two popular network types, to ascertain whether the pruning procedure is worthwhile over some simpler process. Specifically, in Section 4.1 we compare pruning-and-tuning these networks to the simple alternative of training a reduced version of the original network from scratch (e.g. one with lower width or depth). We refer to the networks obtained this way as *reduced* networks. In Section 4.1 we compare pruned-and-tuned networks to those with the *same architecture* but trained from scratch. We evaluate the performance of our networks by their classification error rate on the test set of CIFAR-10 (Krizhevsky, 2009). Implementation details are given at the end of the section.

4.1. Pruned networks vs. reduced networks

4.1.1. WIDERESNET

For our exemplar WideResNet (Zagoruyko & Komodakis, 2016) we use WRN-40-2, i.e. a WideResNet with 40 layers

and a channel width multiplier of 2. It has 2.2M parameters in total, the bulk of which lie in 18 residual blocks, each containing two convolutional layers (Figure 1a).

The network is first trained from scratch, and is then separately ℓ_1 -norm pruned and Fisher-pruned, as described in Section 3. In each case, before a channel is removed, the test error and parameter count of the network is recorded. The resulting trajectory of Test Error versus Number of Parameters is represented by the orange curve for ℓ_1 -norm pruning in Figure 2, and the red curve for Fisher pruning. Notice that Fisher pruning greatly outperforms ℓ_1 -norm pruning; moreover, ℓ_1 -norm pruning has an immediate harmful impact on the network’s error.

We compare this process to training *reduced* WideResNets from scratch. We train WRN-40- w networks—the yellow curve in Figure 2—varying non-integer w (and therefore network width) to produce networks that have between 200K and 2M parameters inclusive, in 100K intervals. We also train WideResNets with reduced depth (the cyan curve); specifically WRN- d -2 for d between 10 and 34, in intervals of 6. Finally, we train WRN-40-2 networks where we introduce uniform bottlenecks by applying a variable scalar multiplier $z < 1$ to the middle channel dimension (the red line in Figure 1a) in each block. In detail, if we index each block by j , then its middle channel dimension changes from its original number, N_{oj} to zN_{oj} . This gives the green curve in Figure 2. Note that in Figure 2, the circles along each curve correspond to the actual trained networks.

We can see that these simple, reduced networks trained from scratch outperform the pruned-and-tuned networks for most parameter budgets; an exception being when the reduced network is too shallow (Ba & Caruana, 2014) i.e. along the cyan curve. Of these non-exhaustive families of reduced networks, those with bottlenecks appear to be the most performant. Interestingly, this is the technique that closest resembles pruning.

The difference in performance is more pronounced the smaller the networks get: above 1.7 million parameters, the Fisher pruned-and-tuned networks are roughly on par with their reduced counterparts, although below this the performance gap grows significantly. This can be seen in Table 1 where we compare the networks across three evenly-spaced parameter budgets (500K, 1M, and 1.5M parameters) which roughly correspond to a 75, 50, and 25% compression rate of the original network. The number of multiply-accumulate operations (MACs) each network uses is also given for completeness.

4.1.2. DENSENET

Our exemplar DenseNet (DenseNet-BC-100) (Huang et al., 2017) uses bottleneck blocks, has a depth of 100, a growth

Table 1: Test errors (%) on CIFAR-10 for WRN-40-2 variants at three approximate parameter budgets (500K, 1M, 1.5M). In some cases it was not possible to get a network with the exact number of parameters (e.g. there is no WRN- d -2 with integer d that has 500K parameters) so actual parameter totals are given (in millions) for clarity. The number of multiple-accumulates (MACs) each network uses is also given (in millions). Note that Fisher pruning outperforms ℓ_1 -norm pruning, and as the parameter budget gets lower, the gap between networks trained from scratch and pruned-and-tuned networks markedly increases. Test errors for models trained from scratch are the average across 3 training runs. Errors for pruned-and-tuned models correspond to a randomly selected run.

Method	Scratch?	500K Budget			1M Budget			1.5M Budget		
		Params	MACs	Error	Params	MACs	Error	Params	MACs	Error
ℓ_1 -norm pruning	×	0.51	83	9.14	1.02	168	7.39	1.52	254	6.37
Fisher pruning	×	0.52	88	7.41	1.02	173	6.49	1.52	247	5.49
Varying Depth	✓	0.69	101	6.44	1.08	158	5.46	1.47	215	5.36
Varying Width	✓	0.50	74	6.55	0.98	144	5.70	1.48	218	5.34
Varying Bottleneck	✓	0.50	74	6.31	1.00	146	5.60	1.49	217	5.21
Fisher Scratch	✓	0.52	88	6.28	1.02	173	5.35	1.52	247	5.14

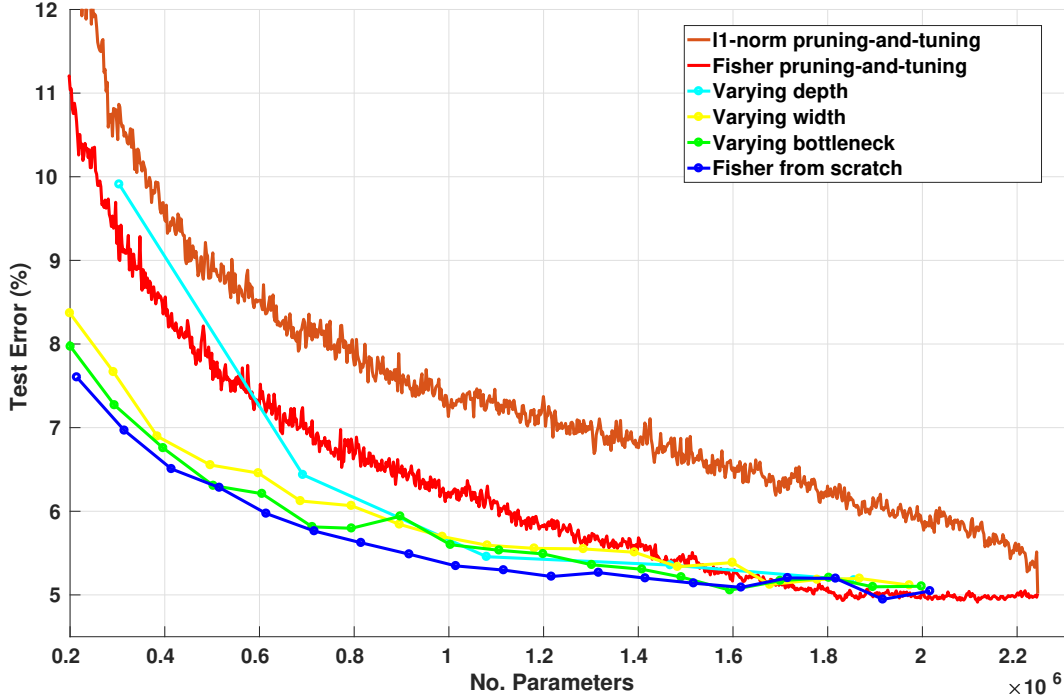


Figure 2: Test Error vs. No. Parameters for WRN-40-2 variants on CIFAR-10. The orange curve corresponds to a WRN-40-2 undergoing ℓ_1 -norm pruning and fine-tuning, and the red curve is Fisher pruning-and-tuning. Notice that Fisher pruning is a significantly better pruning technique. We compare these pruned-and-tuned networks to reduced versions of the original WRN-40-2 that have been trained from scratch. The network is reduced by either varying its depth (cyan curve), width (yellow), or the bottlenecks in its blocks (green). **These reduced networks largely outperform pruned-and-tuned networks across most parameter budgets.** If we take Fisher-pruned architectures and train them from scratch we get the blue curve; networks along this curve tend to surpass all others. Each circle corresponds to a trained network with test error averaged over 3 runs. Pruning curves displayed are averaged across 5 independent pruning runs for 5 different trained models. The architectures used to train the models on the blue curve were taken from a randomly selected pruning run.

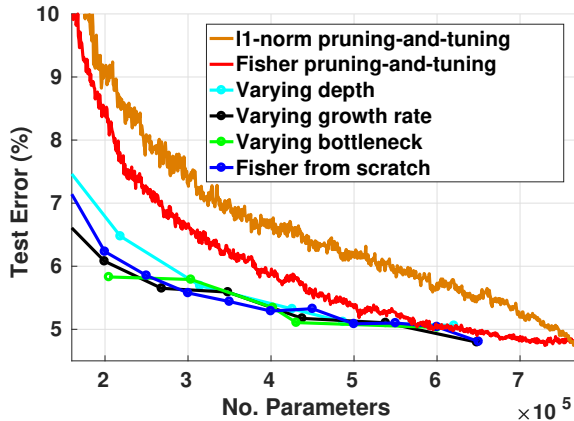


Figure 3: Test Error vs. No. Parameters for DenseNet-BC-100 ($k=12$) (Huang et al., 2017) and its variants. The red curve corresponds to Fisher pruning-and-tuning, and the orange curve is ℓ_1 -norm pruning-and-tuning. Our reduced networks from scratch are obtained by varying the original network’s depth (cyan curve), growth rate (black), or the bottlenecks in its blocks (green). The blue curve corresponds to Fisher-pruned architectures trained from scratch. Notice the trends are similar to those found for the WideResNet. Test errors for trained models are averaged over 3 runs. Pruning curves are averaged across 5 independent pruning runs for 5 different trained models.

rate of 12, and a transition rate of 0.5. It is already very efficient at ~ 0.8 M parameters. ℓ_1 -norm and Fisher pruning-and-tuning this network gives the orange and red curves respectively in Figure 3. Notice that again, Fisher pruning substantially outperforms ℓ_1 -norm pruning.

To produce reduced networks, we vary (i) the growth rate, (ii) depth, and (iii) bottlenecks of the original network. These are given by the black, cyan, and green curves in Figure 3, in which circles correspond to the actual trained networks. Once again, the reduced networks outperform the pruned-and-tuned networks for most parameter budgets.

4.2. Pruned networks trained from scratch

In Section 4.1, pruned-and-tuned WideResNets and DenseNets were consistently beaten by reduced networks trained from scratch. How are these pruned-and-tuned networks losing to such a simple alternative? This could be due to the regularisation introduced by long periods of training (Hoffer et al., 2017) or the importance of the early phases of learning (Jastrz bski et al., 2018b; Achille et al., 2017), necessitating that the network should be trained from scratch rather than fine-tuned (He et al., 2018a). If this is the case then there may be a use for the *architectures* found through pruning, rather than the learnt weights.

To ascertain this, we take WideResNet architectures obtained through a randomly selected Fisher pruning run. We train these for a range of parameter totals (roughly 200K to 2M inclusive in 100K intervals), reinitialise the weights at random and train anew. This gives the blue curve in Figure 2: notice that these networks are significantly better than those obtained through Fisher pruning-and-tuning (the red curve). Furthermore, these networks largely outperform the *reduced* WideResNets as well; this can be observed for specific parameter budgets in Table 1. These results support the case for pruning being a form of architecture search (Frankle & Carbin, 2018; Liu et al., 2018b). We explore this further in Section 5.

When we train Fisher-pruned DenseNet architectures in a similar manner we obtain the blue curve in Figure 3. Although these similarly outperform their pruned-and-tuned counterparts (red curve) they do **not** outperform the reduced networks; instead, they are roughly on par with them. We hypothesise that this is due to the robust nature of DenseNets: as they encourage feature reuse, the saliency of a particular connection is reduced, such that its removal is of less consequence.

Implementation details Networks are trained from scratch using SGD with momentum to minimise the cross-entropy loss. Images are augmented using horizontal flips and random crops. We use the learning schedules and hyperparameters from Zagoruyko & Komodakis (2016) for WideResNets, and Huang et al. (2017) for DenseNets. Networks are fine-tuned using the lowest learning rate reached during training. The connection with the lowest Δ_c (see Section 3) is removed every 100 steps of fine-tuning. We experimented with several different values for the FLOP penalty hyperparameter for Fisher pruning (see Theis et al., 2018) but found this made little difference. We therefore set it to zero.

5. Deriving architectures from pruning

In Section 4.2 we observed that Fisher-pruned WideResNets trained *from scratch* not only outperformed their pruned-and-tuned counterparts but also various *reduced* networks trained from scratch for a range of parameter budgets. This indicates that these pruned networks have useful architectures. We examine the channel profile of a Fisher-pruned WideResNet and derive a new family of scalable reduced networks.

Recall that pruning has the effect of reducing the number of intermediate channels in each block j —which we denote as N_{oj} —to a unique value N_{mj} . For blocks with important connections, the ratio of channels remaining after pruning— N_{mj}/N_{oj} —will be high as few channels will have been pruned, whereas for blocks with expendable connections this ratio will be low.

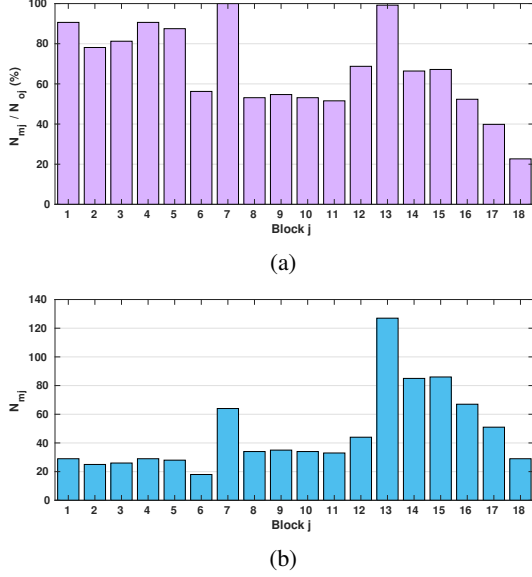


Figure 4: The channel profile for a Fisher-pruned WRN-40-2 after 500 channels have been pruned. (a) shows the percentage of intermediate channels remaining in each residual block (N_{mj}/N_o) and (b) shows the actual number (N_{mj}). We use this profile to produce copycat networks.

Figure 4a gives this ratio for each block in our WideResNet after pruning-and-tuning away 500 connections. The actual number of intermediate channels N_{mj} is given in Figure 4b,

Notice that channels in later layers tend to be pruned; they are more expendable than those in earlier layers. It is intriguing that channels are rarely pruned in blocks 7 and 13; these blocks both contain a strided convolution that reduces the spatial resolution of the image representation. It is imperative that information capacity is retained for this process. These observations are consistent with those made in previous works (Veit et al., 2016; Huang et al., 2016; Jastrzębski et al., 2018a).

To assess the merits of this particular structure, we train *copycat Fisher architectures*, and summarise them as a scalable family of reduced networks designed to mimic those obtained through Fisher pruning. Specifically, we train a range of architectures from scratch where we set the intermediate channel dimension in each block j to αN_{mj} for varying α ; i.e. we are scaling the profile in Figure 4b.

These copycat networks are represented by the pink curve in Figure 5, which we compare directly to the actual networks they are trying to emulate (those Fisher-pruned from scratch which are represented by the blue curve). For most parameter budgets these networks perform similarly to those found through Fisher pruning; this means we can, ahead of time, prune a network once to find a powerful, scalable reduced

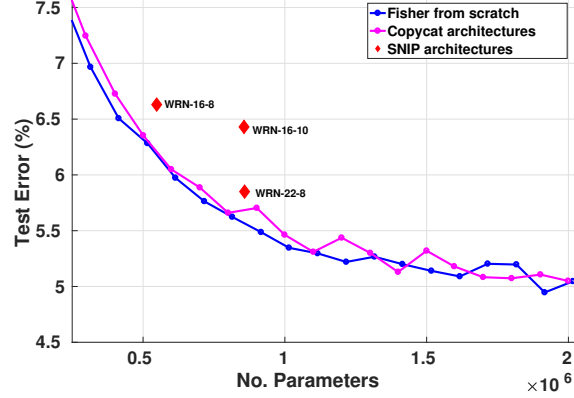


Figure 5: Test Error vs. No. Parameters for WideResNets on CIFAR-10. The blue curve corresponds to networks found through Fisher pruning that are trained from scratch. The copycat networks (pink curve) are a linear scaling of a single Fisher-pruned architecture trained from scratch. Errors are the average of three runs. Notice that these copycat networks closely emulate the performance of the Fisher-pruned networks. WideResNets compressed using SNIP (Lee et al., 2018) are given for comparison (the red diamonds); the copycat networks outperform these networks.

network architecture. Furthermore, the resulting networks are competitive; they are compared to the WideResNets produced by the SNIP pruning method (Lee et al., 2018), represented by the red diamonds in Figure 5. The copycat networks outperform these for a comparable number of parameters in each case.

Can we use these copycat networks found on CIFAR-10 as a plugin replacement for another problem? We briefly examine this by training networks on the CINIC-10 (Darlow et al., 2018) dataset: an amalgamation of CIFAR and downsampled ImageNet. A standard reduced network, WRN-16-2 (700K parameters) achieves 16.12% mean validation error over three runs. A 700K copycat network achieves 15.62% mean error, indicating that these networks are versatile.

6. ImageNet experiments

In this section, we verify that our pruning observations for CIFAR-10 (Section 4) hold on the larger ImageNet dataset (Russakovsky et al., 2015). This is a more challenging dataset that consists of larger images split into 1,000 object classes. Recall that in Section 4 we observed that (i) reduced networks trained from scratch were preferable to pruned-and-tuned networks, and (ii) the pruned networks trained from scratch outperformed their pruned-and-tuned counterparts **and** reduced networks for residual networks.

To verify these observations, we take a trained ResNet-

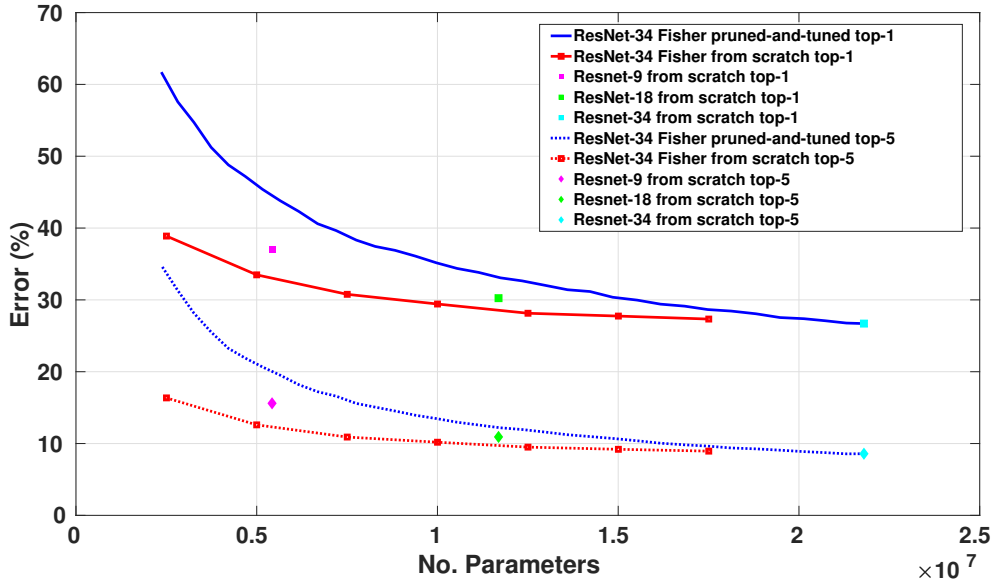


Figure 6: Validation Error vs. No. Parameters for networks on ImageNet. Our initial network—a ResNet-34—has its Top-1 and Top-5 errors denoted by the cyan square and diamond respectively. When we perform Fisher pruning and fine-tuning we obtain the blue curves. Notice that reduced networks—ResNet-9 (pink square/diamond) and ResNet-18 (green square/diamond)—trained from scratch outperform these pruned-and-tuned networks. However, when the pruned architectures are trained from scratch we obtain the red curves which outperform the reduced networks.

34^2 and perform Fisher pruning, giving the blue curves in Figure 6. The full blue curve corresponds to Top-1 error on the validation set of ImageNet, and the dashed blue curve corresponds to Top-5 error. For our reduced networks we simply train ResNets with lower depth from scratch. The pink square and diamond on Figure 6 correspond to the top-1 and top-5 error respectively for a ResNet-9. The green square/diamond are the top-1/top-5 error rate for ResNet-18. Notice that for comparable parameter budgets, these reduced networks outperform pruned-and-tuned ResNet-34, confirming observation (i).

We then take networks obtained through Fisher pruning—specifically, those between 2.5 million and 17.5 million parameters inclusive in intervals of 2.5 million—and train them from scratch. This gives us the red curves in Figure 6 (the circles correspond to the actual trained networks). Notice that the networks on the red curve outperform their blue counterparts, *and* the reduced networks (the squares and diamonds). This confirms observation (ii).

Implementation details Networks are trained from scratch with SGD + momentum for 90 epochs using a mini-batch size of 256 split across 4 GPUs with standard crop/flip data augmentation. The initial learning rate was set to 0.1

²Pre-trained ResNet-34 and ResNet-18 models were obtained from <https://github.com/pytorch/vision>.

and was reduced by a factor of 10 every 30 epochs. Momentum was set to 0.9, and weight decay to 0.0001. For Fisher pruning, a connection was removed every 100 steps. The network was fine-tuned with a learning rate of 0.0001.

7. Inference acceleration experiments: pruned vs. reduced models

Now that we have comprehensively considered the effects of pruning on the *predictive* performance of neural networks, we turn our attention to the effects of pruning on the *hardware* performance of said networks, and compare pruned networks to our reduced choices.

The most common justification for pruning neural networks is that smaller networks tend to have faster inference times and require less energy to use. This is appealing from many standpoints: for processing very large datasets at scale, small savings per inference can accumulate into large reductions in energy costs and processing time, while performing lightweight inference at the edge demands compact networks with little room for redundancy. There are several papers that report on inference acceleration via pruning networks (Han et al., 2016; Molchanov et al., 2017b; Louizos et al., 2017; Turner et al., 2018b); however, pruning is not often compared to simpler approaches.

From a resource efficiency perspective, pruning presents a

Table 2: A comparison of pruning and reduced models from the hardware performance perspective. MACs refers to total Multiply-Accumulate operations, where MACs/ps defines the number of MACs completed per second on the target hardware (this corresponds to the *throughput* of the model). Speed is inference time measured in seconds for a single image. We take two reduced models, ResNet-9 and ResNet-18, and compare them to ResNet-34s that have been Fisher-pruned to (a) a similar parameter count, and (b) a similar error level. ResNet-A is chosen to have a similar number of parameters to ResNet-18, while ResNet-B has a similar error. For ResNet-9, ResNet-C has a similar number of parameters and ResNet-D has a similar error. These results indicate that for a given error target, **reduced models have faster inference times than pruned models**.

Network	Params	MACs	Error	Core i7 (CPU)		1080Ti (GPU)	
				Speed	MACs/ps	Speed	MACs/ps
ResNet-18	11.6M	1.81G	30.24	0.060s	3.03	0.002s	101.3
ResNet-34-A	12.5M	2.42G	28.14	0.085s	2.83	0.004s	72.0
ResNet-34-B	7.5M	1.78G	30.77	0.066s	2.71	0.003s	49.6
ResNet-9	5.4M	0.89G	37.04	0.035s	2.52	0.001s	79.0
ResNet-34-C	4.9M	1.22G	33.49	0.054s	2.28	0.003s	35.4
ResNet-34-D	2.5M	0.66G	38.88	0.042s	1.16	0.003s	18.0

challenge because of the reduced width of each layer. The number of operations performed per parameter is reduced, thereby reducing the opportunities for *data reuse* in the network. Because of this, it may be preferable to choose models that maintain the width of the original network, reducing the *depth* instead. To investigate, we benchmark several reductions of the ResNet-34 considered in Section 6 using both strategies on a CPU (Intel Core i7) and a GPU (Nvidia 1080Ti). These devices are representative of typical deployment platforms (the GPU for large scale inference in datacentres, the CPU as an example of desktop compute).

In Table 2, we explore various reductions of the ResNet-34 when performing a single inference on ImageNet images. ResNet-18 is compared to two Fisher-pruned ResNet-34s trained from scratch. The first, ResNet-34-A, is chosen to have a similar number of parameters to ResNet-18, and although it has a lower error rate it has a significantly slower inference speed (roughly 33% slower). ResNet-34-B is chosen to have a similar error rate to ResNet-18, and despite having fewer parameters, it also has a slower inference speed. Note that the ratio of parameters to MACs is extremely poor in ResNet-34-B; this is exemplary of the negative effect that pruning can have on resource efficiency since this pruned model suffers from both high error and slow inference time.

We also compare a ResNet-9 to ResNet-34-C (Fisher-pruned with a similar number of parameters) and ResNet-34-D (Fisher-pruned to a similar error). The same trends appear; the ResNet-34 with the same number of parameters has a lower error but significantly slower inference time, while the ResNet-34 with the same error has fewer parameters but still slower inference. This advantage is highlighted by the MACs/ps performance of the reduced models being higher than the pruned models.

We therefore conclude that pruning harms the *throughput* of large neural networks on both CPUs and GPUs. This means that when inference time is a priority, it is best to choose models with reduced depth and train them from scratch.

8. Conclusion

Is it time to nip pruning in the bud? We have shown that large pruned-and-tuned networks are consistently beaten by reduced networks (e.g. by reducing the width or depth of the original network). The families of reduced networks used in this work are in no way exhaustive; incorporating grouped convolutions (Ioannou et al., 2017; Huang et al., 2018; Crowley et al., 2018) or dilated kernels (Yu & Koltun, 2016; Antoniou et al., 2018) could increase this performance gap even further. Furthermore, we have shown that the network structures produced by pruning are not ideally suited to providing fast inferences.

However, we have only considered image classification scenarios with large amounts of training data. In transfer learning scenarios moving to a low-data regime, training from scratch may not be a possibility and pruning could prove preferable. Additionally, our experiments with copycat architectures support the notion that pruning is a form of architecture search (Frankle & Carbin, 2018; Liu et al., 2018b); this top-down form of search benefits from being more intuitive than bottom-up alternatives (Liu et al., 2018a; Zoph et al., 2018; Wu et al., 2018; Zhang et al., 2018).

Acknowledgements. This project has received funding from the European Union’s Horizon 2020 research and innovation programme under grant agreement No. 732204 (Bonseyes). This work is supported by the Swiss State Secretariat for Education, Research and Innovation (SERI)

under contract number 16.0159. The opinions expressed and arguments employed herein do not necessarily reflect the official views of these funding bodies. The authors are grateful to Luke Darlow, David Sterratt, Stanisław Jastrzębski, and Joseph Mellor for their helpful suggestions.

References

- Achille, A., Rovere, M., and Soatto, S. Critical learning periods in deep neural networks. *arXiv preprint arXiv:1711.08856*, 2017.
- Antoniou, A., Słowiak, A., Crowley, E. J., and Storkey, A. Dilated densenets for relational reasoning. *arXiv preprint arXiv:1811.00410*, 2018.
- Ba, L. J. and Caruana, R. Do deep nets really need to be deep? In *Advances in Neural Information Processing Systems*, 2014.
- Chin, T.-W., Zhang, C., and Marculescu, D. Layer-compensated pruning for resource-constrained convolutional neural networks. *arXiv preprint arXiv:1810.00518*, 2018.
- Crowley, E. J., Gray, G., and Storkey, A. Moonshine: Distilling with cheap convolutions. In *Advances in Neural Information Processing Systems*, 2018.
- Darlow, L. N., Crowley, E. J., Antoniou, A., and Storkey, A. CINIC-10 is not ImageNet or CIFAR-10. *arXiv preprint arXiv:1810.03505*, 2018.
- Frankle, J. and Carbin, M. The lottery ticket hypothesis: Finding small, trainable neural networks. *arXiv preprint arXiv:1803.03635*, 2018.
- Han, S., Pool, J., Tran, J., and Dally, W. J. Learning both weights and connections for efficient neural network. In *Advances in Neural Information Processing Systems*, 2015.
- Han, S., Mao, H., and Dally, W. J. Deep compression: Compressing deep neural networks with pruning, trained quantization and Huffman coding. In *International Conference on Learning Representations*, 2016.
- Hanson, S. J. and Pratt, L. Y. Comparing biases for minimal network construction with back-propagation. In *Advances in Neural Information Processing Systems*, 1989.
- He, K., Zhang, X., Ren, S., and Sun, J. Deep residual learning for image recognition. In *Proceedings of the IEEE Conference on Computer Vision and Pattern Recognition*, 2016.
- He, K., Girshick, R., and Dollár, P. Rethinking ImageNet pre-training. *arXiv preprint arXiv:1811.08883*, 2018a.
- He, Y., Zhang, X., and Sun, J. Channel pruning for accelerating very deep neural networks. In *International Conference on Computer Vision*, 2017.
- He, Y., Lin, J., Liu, Z., Wang, H., Li, L.-J., and Han, S. AMC: AutoML for model compression and acceleration on mobile devices. In *European Conference on Computer Vision*, 2018b.
- Hoffer, E., Hubara, I., and Soudry, D. Train longer, generalize better: closing the generalization gap in large batch training of neural networks. In *Advances in Neural Information Processing Systems*, 2017.
- Huang, G., Sun, Y., Liu, Z., Sedra, D., and Weinberger, K. Q. Deep networks with stochastic depth. In *European Conference on Computer Vision*, 2016.
- Huang, G., Liu, Z., van der Maaten, L., and Weinberger, K. Q. Densely connected convolutional networks. In *Proceedings of the IEEE Conference on Computer Vision and Pattern Recognition*, 2017.
- Huang, G., Liu, S., van der Maaten, L., and Weinberger, K. Q. CondenseNet: An efficient densenet using learned group convolutions. In *Proceedings of the IEEE Conference on Computer Vision and Pattern Recognition*, 2018.
- Ioannou, Y., Robertson, D., Cipolla, R., and Criminisi, A. Deep roots: Improving CNN efficiency with hierarchical filter groups. In *Proceedings of the IEEE Conference on Computer Vision and Pattern Recognition*, 2017.
- Ioffe, S. and Szegedy, C. Batch normalization: Accelerating deep network training by reducing internal covariate shift. In *International Conference on Machine Learning*, 2015.
- Jastrzębski, S., Arpit, D., Ballas, N., Verma, V., Che, T., and Bengio, Y. Residual connections encourage iterative inference. In *International Conference on Learning Representations*, 2018a.
- Jastrzębski, S., Kenton, Z., Ballas, N., Fischer, A., Bengio, Y., and Storkey, A. On the relation between the sharpest directions of DNN loss and the SGD step length. *arXiv preprint arXiv:1807.05031*, 2018b.
- Jouppi, N. P., Young, C., Patil, N., Patterson, D., Agrawal, G., Bajwa, R., Bates, S., Bhatia, S., Boden, N., Borchers, A., et al. In-datacenter performance analysis of a tensor processing unit. In *Computer Architecture (ISCA), 2017 ACM/IEEE 44th Annual International Symposium on*, pp. 1–12. IEEE, 2017.
- Krizhevsky, A. Learning multiple layers of features from tiny images. Master’s thesis, University of Toronto, 2009.

- Krizhevsky, A., Sutskever, I., and Hinton, G. E. ImageNet classification with deep convolutional neural networks. In *Advances in Neural Information Processing Systems*, 2012.
- LeCun, Y., Denker, J. S., and Solla, S. A. Optimal brain damage. In *Advances in Neural Information Processing Systems*, 1990.
- LeCun, Y., Bengio, Y., and Hinton, G. Deep learning. *Nature*, 521(7553):436–444, 2015.
- Lee, N., Ajanthan, T., and Torr, P. H. S. SNIP: Single-shot network pruning based on connection sensitivity. *arXiv preprint arXiv:1810.02340*, 2018.
- Li, H., Kadav, A., Durdanovic, I., Samet, H., and Graf, H. P. Pruning filters for efficient convnets. In *International Conference on Learning Representations*, 2016.
- Liu, H., Simonyan, K., and Yang, Y. DARTS: Differentiable architecture search. *arXiv preprint arXiv:1806.09055*, 2018a.
- Liu, Z., Li, J., Shen, Z., Huang, G., Yan, S., and Zhang, C. Learning efficient convolutional networks through network slimming. In *International Conference on Computer Vision*, 2017.
- Liu, Z., Sun, M., Zhou, T., Huang, G., and Darrell, T. Rethinking the value of network pruning. *arXiv preprint arXiv:1810.05270*, 2018b.
- Louizos, C., Ullrich, K., and Welling, M. Bayesian compression for deep learning. In *Advances in Neural Information Processing Systems*, 2017.
- Molchanov, D., Ashukha, A., and Vetrov, D. Variational dropout sparsifies deep neural networks. In *International Conference on Machine Learning*, 2017a.
- Molchanov, P., Tyree, S., Karras, T., Aila, T., and Kautz, J. Pruning convolutional neural networks for resource efficient inference. In *International Conference on Learning Representations*, 2017b.
- Russakovsky, O., Deng, J., Su, H., Krause, J., Satheesh, S., Ma, S., Huang, Z., Karpathy, A., Khosla, A., Bernstein, M., Berg, A. C., and Fei-Fei, L. ImageNet large scale visual recognition challenge. *Int. Journal of Computer Vision (IJCV)*, 115(3):211–252, 2015. doi:10.1007/s11263-015-0816-y.
- Scardapane, S., Comminiello, D., Hussain, A., and Uncini, A. Group sparse regularization for deep neural networks. *Neurocomputing*, 241:81–89, 2017.
- Simonyan, K. and Zisserman, A. Very deep convolutional networks for large-scale image recognition. In *International Conference on Learning Representations*, 2015.
- Springenberg, J. T., Dosovitskiy, A., Brox, T., and Riedmiller, M. Striving for simplicity: The all convolutional net. In *ICLR Workshop Track*, 2015.
- Sze, V., Chen, Y.-H., Yang, T.-J., and Emer, J. S. Efficient processing of deep neural networks: A tutorial and survey. *Proceedings of the IEEE*, 105(12):2295–2329, 2017.
- Theis, L., Korshunova, I., Tejani, A., and Huszár, F. Faster gaze prediction with dense networks and Fisher pruning. *arXiv preprint arXiv:1801.05787*, 2018.
- Turner, J., Cano, J., Radu, V., Crowley, E. J., O’Boyle, M., and Storkey, A. Characterising across stack optimisations for deep convolutional neural networks. In *IEEE International Symposium on Workload Characterization*, 2018a.
- Turner, J., Crowley, E. J., Radu, V., Cano, J., Storkey, A., and O’Boyle, M. HAKD: Hardware aware knowledge distillation. *arXiv preprint arXiv:1810.10460*, 2018b.
- Veit, A., Wilber, M. J., and Belongie, S. Residual networks behave like ensembles of relatively shallow networks. In *Advances in Neural Information Processing Systems*, 2016.
- Wen, W., Wu, C., Wang, Y., Chen, Y., and Li, H. Learning structured sparsity in deep neural networks. In *Advances in Neural Information Processing Systems*, 2016.
- Wu, B., Dai, X., Zhang, P., Wang, Y., Sun, F., Wu, Y., Tian, Y., Vajda, P., Jia, Y., and Keutzer, K. FBNet: Hardware-aware efficient convnet design via differentiable neural architecture search. *arXiv preprint arXiv:1812.03443*, 2018.
- Yang, T.-J., Howard, A., Chen, B., Zhang, X., Go, A., Sze, V., and Adam, H. NetAdapt: Platform-aware neural network adaptation for mobile applications. In *European Conference on Computer Vision*, 2018.
- Ye, J., Lu, X., Lin, Z., and Wang, J. Z. Rethinking the smaller-norm-less-informative assumption in channel pruning of convolution layers. In *International Conference on Learning Representations*, 2018.
- Yu, F. and Koltun, V. Multi-scale context aggregation by dilated convolutions. In *International Conference on Learning Representations*, 2016.
- Zagoruyko, S. and Komodakis, N. Wide residual networks. In *British Machine Vision Conference*, 2016.

Zhang, X., Huang, Z., and Wang, N. You only search once: Single shot neural architecture search via direct sparse optimization. *arXiv preprint arXiv:1811.01567*, 2018.

Zoph, B., Vasudevan, V., Shlens, J., and Le, Q. V. Learning transferable architectures for scalable image recognition. In *Proceedings of the IEEE Conference on Computer Vision and Pattern Recognition*, 2018.