

Generating photons from vacuum with counter rotating wave interaction

Qi-Kai He,^{1,2} Zheng An,^{1,2} Hai-Jing Song,^{1,2} and D. L. Zhou^{1,2,*}

¹*Institute of Physics, Beijing National Laboratory for Condensed Matter Physics,
Chinese Academy of Sciences, Beijing 100190, China*

²*School of Physical Sciences, University of Chinese Academy of Sciences, Beijing 100049, China*
(Dated: March 21, 2022)

Recently, the studies on the light-matter interaction have been pushed into the ultrastrong coupling regime, which motivates the exploration of applications of the counter rotating wave (CRW) interaction. Even in the ultrastrong coupling regime, however, few photons can be generated from the vacuum by switching on the CRW interaction. Here we propose a scheme to enhance the photon generation from the vacuum by a bang-bang (switching on/off) control of the CRW interaction. By developing a pruning greedy algorithm to search the optimal control sequence, we find that the maximum photon number obtained for a given time period in our scheme can be dramatically increased up to several orders than that from switching on the CRW interaction.

I. INTRODUCTION

Recently, the researches on the atom-photon interaction have been pushed into the ultrastrong coupling regime, where the coupling is so strong that the rotating wave approximation (RWA) [1] is no longer valid. In this regime, the counter rotating wave (CRW) interaction cannot be ignored and it will lead to new phenomena, such as the inelastic scattering process in the single-photon scattering with an atom in a one dimensional supercavity or waveguide [2–6], the ground state with non-zero photons in the Rabi model [7, 8], and the multi-photon quantum Rabi oscillations [9]. Nowadays, many researchers have observed the CRW effect on diverse systems, such as circuit QEDs [5, 6, 10–12], the spiropyran molecules [13], and the trapped ion [14]. All these achievements show the growing concern from scientists to the investigation of the CRW interaction.

In general, we study the CRW interaction based on the coupling between a single-mode cavity and a two-level atom, which is the Rabi model whose Hamiltonian can be expressed as (we set $\hbar = 1$)

$$\hat{H} = \omega_c \hat{a}^\dagger \hat{a} + \frac{\omega_a}{2} \hat{\sigma}_z + g \hat{\sigma}_x (\hat{a}^\dagger + \hat{a}), \quad (1)$$

where the operator \hat{a}^\dagger (\hat{a}) is the photon creation (annihilation) operator for the cavity with its intrinsic frequency ω_c , $\hat{\sigma}_- = |g\rangle\langle e|$ ($\hat{\sigma}_+ = \hat{\sigma}_-^\dagger$) is the atomic lowering (raising) operator, and ω_a is the atomic energy splitting, g is the coupling strength between atom and cavity.

In the Hamiltonian (1), the interaction term between the two-level atom and the cavity is

$$\hat{H}_{\text{int}} = \hat{H}_{\text{int}}^{\text{RW}} + \hat{H}_{\text{int}}^{\text{CRW}}, \quad (2)$$

where $\hat{H}_{\text{int}}^{\text{RW}} = g(\hat{\sigma}_+ \hat{a} + \hat{a}^\dagger \hat{\sigma}_-)$ is the ‘rotating wave’ term, and

$$\hat{H}_{\text{int}}^{\text{CRW}} = g(\hat{\sigma}_+ \hat{a}^\dagger + \hat{a} \hat{\sigma}_-) \quad (3)$$

is the CRW term.

Within the RWA, we’ll reduce the CRW term $\hat{H}_{\text{int}}^{\text{CRW}}$ to get the well-known Jaynes-Cummings model [1] whose ground state is $|g\rangle$ for the atom and the vacuum state for the cavity. If we denote $|0\rangle$ as the vacuum state and start the free time evolution with it, non-zero photons will be generated by the Rabi model but not by the Jaynes-Cummings model due to the fact that $|0\rangle \otimes |g\rangle$ isn’t an eigenstate of the Rabi model. In this sense, it is natural to treat the Rabi model as a photon generator. However, even in the ultrastrong coupling regime, we can only generate few photons from the vacuum merely by the free time evolution of the Rabi model.

In this work, to obtain more photons, we use a bang-bang (switching on/off) control [15–19] of the CRW interaction. According to previous studies, this method is achievable in current experiment since the qubit-resonator coupling strength can be tuned with time [20, 21]. In particular, we have designed a ‘symmetry protected charge qubit’ and tune the coupling between the qubit and the superconducting resonator from extremely weak regime to the ultrastrong coupling one [21] with unchanged qubit frequency. At the same time, the difficulty of preparing an extremely large coupling strength [22, 23] will be avoided in this way. As will be shown below, the maximum photon number obtained for a given time period in our scheme can be dramatically increased up to several orders than that from switching on the CRW interaction. Therefore, our goal is searching for the optimal control sequence of the CRW interaction.

In a bang-bang protocol, the switching on of the CRW interaction corresponds to the time evolution of the Rabi model, and the switching off is corresponding to the time evolution of the free Hamiltonian

$$\hat{H}_0 = \omega_c \hat{a}^\dagger \hat{a} + \frac{\omega_a}{2} \hat{\sigma}_z. \quad (4)$$

To this end, the optimal control sequence we pursue can be described as a sequence of Hamiltonians such as $\{\hat{H}, \hat{H}_0, \hat{H}_0, \dots, \hat{H}, \dots\}$. To be convenience, we call the switching on of the CRW interaction as the ‘one pulse’, the switching off of the CRW interaction as the ‘zero

* zhoudl72@iphy.ac.cn

pulse', and set the pulse duration as δt . In a given time period T , the number of one pulses and zero pulses are denoted as n_g and n_0 respectively.

In this article, we investigate the optimal sequence of these pulses to obtain the maximum photon number. In order to ensure the validity of our calculations, we propose 'the pruning greedy algorithm' (PGA) in Sec. II and use it to find the optimal sequence for different T . We also calculate the maximum photon number for different n_0 with fixed n_g and δt . After analyzing the physics behind several new phenomena we observed, we draw the conclusions in Sec. III.

II. THE BANG-BANG CONTROL OF THE CRW INTERACTION

In our paper, we only care about the photon number rather than the atomic state. Based on the parity conservation both in the Rabi model and \hat{H}_0 , we can truncate the Hilbert space into the subspace with the same parity [8] as the initial state $|0\rangle \otimes |g\rangle$ and merely maintain the part which describes the photon state in the Hamiltonian [24]. In this sense, we rewrite Eq. (1) as

$$\hat{H}_{\text{eff}} = \omega_c \hat{b}^\dagger \hat{b} - \frac{\omega_a}{2} (-1)^{\hat{b}^\dagger \hat{b}} + g(\hat{b}^\dagger + \hat{b}). \quad (5)$$

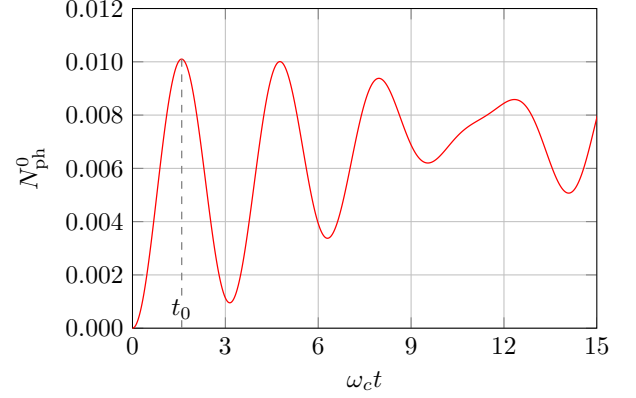
Similarly, Eq. (4) can be rewritten as

$$\hat{H}_0^{\text{eff}} = \omega_c \hat{b}^\dagger \hat{b} - \frac{\omega_a}{2} (-1)^{\hat{b}^\dagger \hat{b}}, \quad (6)$$

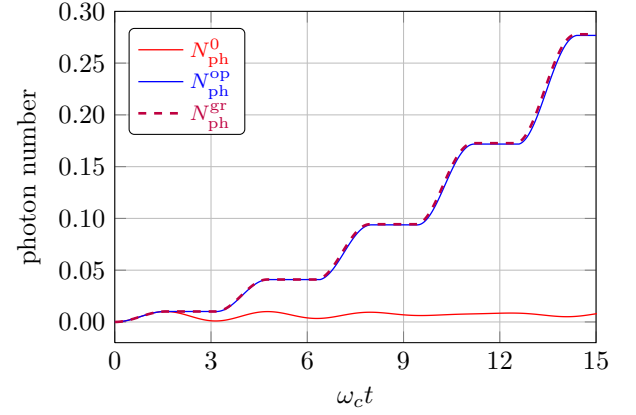
whose eigenstate is $|m\rangle$ which satisfies $\hat{b}^\dagger \hat{b}|m\rangle = m|m\rangle$. Note that the average photon number of state obtained by the free time evolution of \hat{H} or \hat{H}_{eff} are the same, i.e., $\langle \hat{a}^\dagger \hat{a} \rangle = \langle \hat{b}^\dagger \hat{b} \rangle$. Then the process of the bang-bang protocol can be described as follows. Initially, we prepare the system at its vacuum state $|0\rangle$. With the increase of time, we choose \hat{H} or \hat{H}_0 to generate the time evolution of quantum state. Finally, we get the sequence of pulses and calculate the photon number based on it.

In fact, for the fixed T and δt , one intuitive idea is to use the exhaustive method that we should go through a solution space which contains all $2^{T/\delta t}$ possible sequences to find the optimal sequence which corresponds to the maximum photon number. However, this solution space would be too large for an extremely small δt , which implies the necessity of finding a better method. In our problem, the time evolution of the Hamiltonian determines the variation of photon number with time. So we should firstly understand the influence of \hat{H} on the state.

Let's start with the free time evolution of \hat{H} with the initial state $|0\rangle$, the photon number N_{ph}^0 as a function of time t can be obtained numerically. As shown in Fig. 1a, we find that for $\omega_c = \omega_a$, $g/\omega_c = 0.1$ and $t \leq 15/\omega_c$, N_{ph}^0 isn't a monotone increasing function of time, and its maximum value is $N_{\text{ph}}^0 \approx 0.01$. If N_{ph}^0 reaches its first



(a) The photon number $N_{\text{ph}}^0(t)$.



(b) The photon number $N_{\text{ph}}(t)$.

FIG. 1. (Color online). (a) The photon number N_{ph}^0 as a function of t in the free time evolution of the Rabi model. (b) The photon number N_{ph} as a function of t . The red solid line represents the photon number N_{ph}^0 obtained by the free time evolution of the Rabi model. The blue solid line represents the photon number $N_{\text{ph}}^{\text{op}}$ obtained by the optimal quantum control of the Rabi model with $\omega_c \delta t = 0.2$. The purple dashed line stands for the photon number $N_{\text{ph}}^{\text{gr}}$ obtained from the greedy algorithm. Here, we take $\omega_c = \omega_a$, $g/\omega_c = 0.1$ and $T = 15/\omega_c$.

maximum at time t_0 , we can easily observe the increasing photon number with time for $t \leq t_0$. Due to the fact that the free time evolution of \hat{H}_0 only changes the phase difference between components in a quantum state but leaves the average photon number unchanged, it is easy to indicate that the optimal sequence for $T \leq t_0$ is a sequence in which all columns are the one pulse. Besides, the photon number N_{ph}^0 obtained by the free time evolution of \hat{H} may decrease with time when $t > t_0$. Thus, for larger experimental time T , it is reasonable for us to expect that the zero pulses should be considered in the time evolution to avoid the decreasing of the photon number, just as shown as the photon number steps in Fig. 1b.

To obtain the optimal sequence, we can introduce the parameter N ($N \leq T/\delta t$) to define a solution subspace.

First, we use the exhaustive method to get all possible sequences with length $L = N$. For any one of 2^N sequences in this solution subspace, we can choose the one pulse or the zero pulse to be the next move, then we generate a larger solution subspace with 2^{N+1} possible sequences whose length is $L + 1$. Based on the photon number obtained by going through this solution subspace, we can truncate it into a new subspace with 2^N sequences whose corresponding photon number are larger than others. Repeating the above two steps until the length L reaches $T/\delta t$, we'll get the optimal sequence which is corresponding to the maximum photon number. Notice that our algorithm is the greedy algorithm for $N = 1$ and the exhaustive method for $N = T/\delta t$, the convergence of our algorithm would be guaranteed by choosing a sufficiently large N . Besides, our algorithm is used to investigate the optimal quantum control problem discretely, which indicates that the pulse duration δt should be small enough if it's not fixed in advance. In principle, the problem we studied is equivalent to searching the best path in a binary tree and truncating the subspace is actually pruning it. Therefore, we name our method 'the pruning greedy algorithm' and provide the pseudo-code in Algorithm. 1.

Algorithm 1: The pseudo-code of the 'pruning greedy algorithm'

Input: the experimental time T , the pulse duration δt , the truncated number N

Output: the maximum photon number $N_{\text{ph}}^{\text{op}}$ with its corresponding control sequence

```

1 if  $N \geq T/\delta t$  then
2   the exhaustive method ;
3 else
4   constructing the solution subspace with  $2^N$  possible
   sequences whose length is  $L = N$  ;
5   while  $L < T/\delta t$  do
6     choose the 'one pulse' or the 'zero pulse' as the
     next move for every sequence in the solution
     subspace ;
7     compare the photon number obtained by these
      $2^{N+1}$  sequences ;
8     keep  $2^N$  sequences with larger photon number in
     the new solution subspace ;
9      $L = L + 1$  ;
10  end
11  calculate the photon number obtained with
   sequences in the solution subspace
12 end

```

With the PGA proposed above, we obtain the maximum photon number $N_{\text{ph}}^{\text{max}}$ for different experimental time T and compare the results with those obtained by the greedy algorithm in Fig. 2. In this figure, the results obtained by the PGA with $\delta t = 0.1/\omega_c$ and $\delta t = 0.2/\omega_c$ are found to be well fitted which verifies the validity of our calculations. We find that there exist some photon number steps in the curve of $N_{\text{ph}}^{\text{max}}$.

In order to understand this phenomenon, we plot the

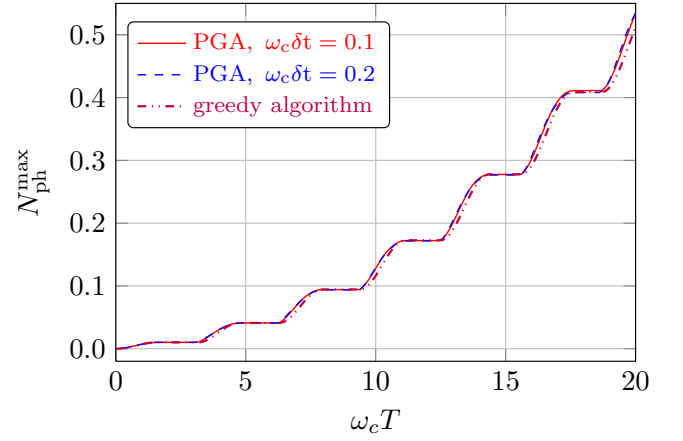


FIG. 2. (Color online). The maximum photon number $N_{\text{ph}}^{\text{max}}$ obtained by optimal quantum control of the Rabi model for different evolution time T . The red solid line and blue dashed line represent results obtained via the pruning greedy algorithm (PGA) with the pulse duration time $\delta t = 0.1/\omega_c$ and $\delta t = 0.2/\omega_c$ respectively. The purple dotted dashed line represents results obtained by the greedy algorithm. Here, we take $\omega_c = \omega_a$ and $g/\omega_c = 0.1$.

photon number $N_{\text{ph}}^{\text{op}}$, which corresponds to the optimal quantum control sequence, as a function of the evolution time t for different experimental time T in Fig. 3. When we choose any T which happens to be the corresponding experimental time of the photon number steps in Fig. 2, the curves of the photon number $N_{\text{ph}}^{\text{op}}$ of the optimal sequence will be coincident with each other. After analyzing the variation of photon number of the optimal sequence with the evolution time, we find that the nearly optimal sequence can be quickly obtained even though this is a global searching problem. The searching for the nearly optimal sequence is actually the greedy algorithm that we choose the one pulse as the next move if we can get increasing photons in the pulse duration δt , or we choose the zero pulse to maintain the average photon number. In comparison with the PGA, this method takes less time and the ratio of the photon number obtained with the nearly optimal sequence to $N_{\text{ph}}^{\text{op}}$ is larger than 99% which implies that we can use this method to estimate the value of the photon number step.

Besides, with the increase of T , the proportion of the multi-photon states in the quantum state increases. This will lead to the increasing difference between adjacent photon number steps which can be seen in Figs. 2 and 3. In other words, the maximum photon number obtained by the optimal control sequence of the CRW interaction will have no upper limit without any limitation of the evolution time.

Now, let's focus on the photon number $N_{\text{ph}}^{\text{max}}$ between adjacent steps. In Fig. 2, the photon number between two adjacent steps is a little larger than that obtained via the greedy algorithm. As shown in Fig. 3, the curve of $N_{\text{ph}}^{\text{op}}$ obtained with $T = 17/\omega_c$ is a little different from those

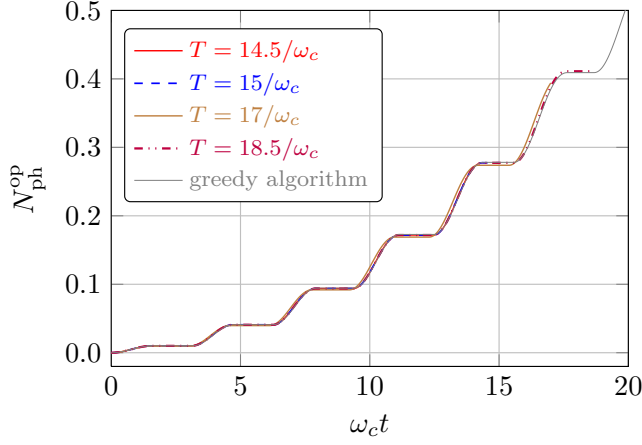


FIG. 3. (Color online). The maximum photon number $N_{\text{ph}}^{\text{op}}$ as a function of t for different T . The red solid line, the blue dashed line, the brown solid line, and the purple dot-dashed line represent the results obtained by the PGA with $\delta t = 0.1/\omega_c$ for $T = 14.5/\omega_c$, $T = 15/\omega_c$, $T = 17/\omega_c$, and $T = 18.5/\omega_c$ respectively. The gray solid line stands for the results obtained by the greedy algorithm. Here, we take $\omega_c = \omega_a$ and $g/\omega_c = 0.1$.

obtained with $T = 14.5/\omega_c$, $T = 15/\omega_c$ and $T = 18.5/\omega_c$. Indeed, we should consider globally to choose the one pulse or the zero pulse as the next move. However, the ratio of the photon number obtained with the nearly optimal sequence to $N_{\text{ph}}^{\text{op}}$ tends to one. In addition, we have observed the same phenomena with the results obtained by the greedy algorithm in Figs. 2 and 3. In this sense, it is reasonable to treat the greedy algorithm as an useful tool for estimating the maximum photon number $N_{\text{ph}}^{\text{op}}$ based on its time-saving and highly accuracy.

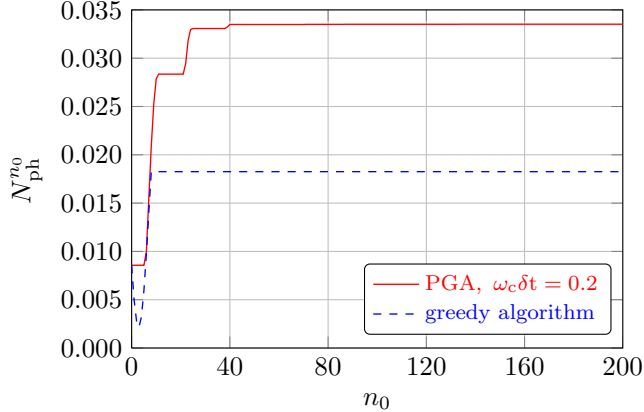


FIG. 4. (Color online). The maximum photon number $N_{\text{ph}}^{n_0}$ for different n_0 with the fixed n_g and δt . The red solid line represents the results obtained by the PGA, and the blue dashed line represents the results obtained by the greedy algorithm. Here, we take $\omega_c = \omega_a$, $g/\omega_c = 0.1$, $n_g = 10$ and $\delta t = 0.2/\omega_c$.

Moreover, the PGA we proposed can be simply mod-

ified to obtain the maximum photon number $N_{\text{ph}}^{n_0}$ for a fixed n_g and δt . In Fig. 4, we plot the maximum photon number $N_{\text{ph}}^{n_0}$ as a function of n_0 for $\omega_c = \omega_a$, $g/\omega_c = 0.1$, $n_g = 10$ and $\delta t = 0.2/\omega_c$. According to Fig. 1a, the total evolution time of the CRW interaction is $n_g \delta t = 2/\omega_c > t_0$ which implies that the photon number would be less than 0.01 for the beginning of n_0 . As shown in Fig. 4, the photon number steps occur as expected. We find that the photon number difference between adjacent steps decreases with the increase of n_0 . When n_0 gets larger, $N_{\text{ph}}^{n_0}$ tends to a finite value which implies that n_0 has a lower limit to get a finite maximum photon number for a fixed n_g and δt . Thus, we can conclude that the photon number $N_{\text{ph}}^{n_0}$ can be larger than the one obtained merely by the free time evolution of \hat{H} just by switching off the CRW interaction at some times.

We also plot the results obtained by the greedy algorithm in Fig. 4 for comparison. We find that the photon number $N_{\text{ph}}^{n_0}$ obtained by the greedy algorithm would be less than the one obtained with $n_0 = 0$ when the nonzero n_0 is small enough, and it will limit to a finite value which is explicitly less than the one obtained by the optimal sequence when n_0 is big enough. All these facts show that the greedy algorithm may not be suitable for the case with fixed n_g .

III. CONCLUSION AND DISCUSSION

In this article, we have investigated the searching for optimal sequence to obtain the maximum photon number by the bang-bang (switching on/off) control of the CRW interaction. We propose ‘the pruning greedy algorithm’, and compare the results obtained by it with those obtained via the greedy algorithm. We find that the photon number N_{ph} obtained via a reasonable arrangement of \hat{H} and \hat{H}_0 in a sufficiently large time would be much larger than those obtained by the free time evolution of \hat{H} . Just as shown in Fig. 1b, the maximum photon number obtained from the optimal sequence can be approximately $0.277/0.001 = 277$ times larger than the one obtained by the free time evolution of \hat{H} for $T = 15/\omega_c$. We also find that the maximum photon number $N_{\text{ph}}^{\text{max}}$ isn’t a linear function of the experimental time T , and it has some steps which implies that $N_{\text{ph}}^{\text{max}}$ can be the same for different T . With PGA, we plot the maximum photon number $N_{\text{ph}}^{n_0}$ as a function of n_0 with fixed n_g and δt , and find that $N_{\text{ph}}^{n_0}$ limits to a finite number when n_0 tends to its lower limit. It is worth pointing out that the greedy algorithm is the most time-saving method which can be used to control the switch to generate large photons with highly accuracy when n_g and n_0 are not fixed in advance.

In our current manuscript, we only consider the resonant case that $\omega_a = \omega_c$. In fact, we also calculate the case that ω_a is near ω_c , and observe the similar phenomena. However, when we tune ω_a/ω_c far away from 1, things will be different. According to Eq. (1), if $\omega_a \gg \omega_c$,

the photon number obtained by the free evolution of the Rabi model with the initial state $|0; g\rangle$ would be almost zero since the coupling strength g is too small to provide enough energy for the quantum jump from $|0\rangle \otimes |g\rangle$ to higher energy levels. If we take $\omega_a \ll \omega_c$, the effective Hamiltonian (5) would be further simplified to $\omega_c \hat{a}^\dagger \hat{a} + g(\hat{a}^\dagger + \hat{a})$ which describes the single mode cavity with a driving field. This is another topic which isn't central to this work, we'll study it in the other paper.

In summary, we propose a bang-bang control method to use the CRW interaction to generate more photons. We use 'the pruning greedy algorithm' to calculate the

maximum photon number and find that the maximum photon number can be dramatically increased. We hope that our work will stimulate further studies on the practical applications of CRW interaction in the diverse fields of coherent quantum manipulation.

ACKNOWLEDGMENTS

This work is supported by NSF of China (Grant Nos. 11475254 and 11775300), NKBRSF of China (Grant No. 2014CB921202), the National Key Research and Development Program of China (2016YFA0300603).

-
- [1] E. T. Jaynes and F. W. Cummings, *Proc. IEEE* **51**, 89 (1963).
 - [2] L. Zhou, Z. R. Gong, Y.-x. Liu, C. P. Sun, and F. Nori, *Phys. Rev. Lett.* **101**, 100501 (2008).
 - [3] E. Sanchez-Burillo, D. Zueco, J. J. Garcia-Ripoll, and L. Martin-Moreno, *Phys. Rev. Lett.* **113**, 263604 (2014).
 - [4] Q.-K. He, W. Zhu, Z. H. Wang, and D. L. Zhou, *J. Phys. B: At. Mol. Opt. Phys.* **50**, 145002 (2017).
 - [5] P. Forn-Díaz, J. García-Ripoll, B. Peropadre, J.-L. Orgiazzi, M. Yurtalan, R. Belyansky, C. Wilson, and A. Lupascu, *Nat. Phys.* **13**, 39 (2017).
 - [6] F. Yoshihara, T. Fuse, S. Ashhab, K. Kakuyanagi, S. Saito, and K. Semba, *Nature Physics* **13**, 44 (2016).
 - [7] I. I. Rabi, *Phys. Rev.* **49**, 324 (1936).
 - [8] D. Braak, *Phys. Rev. Lett.* **107**, 100401 (2011).
 - [9] L. Garziano, R. Stassi, V. Macrì, A. F. Kockum, S. Savasta, and F. Nori, *Phys. Rev. A* **92**, 063830 (2015).
 - [10] T. Niemczyk, F. Deppe, H. Huebl, E. P. Menzel, F. Hocke, M. J. Schwarz, J. J. Garcia-Ripoll, D. Zueco, T. Hummer, E. Solano, A. Marx, and R. Gross, *Nat Phys* **6**, 772 (2010).
 - [11] P. Forn-Díaz, J. Lisenfeld, D. Marcos, J. J. García-Ripoll, E. Solano, C. J. P. M. Harmans, and J. E. Mooij, *Phys. Rev. Lett.* **105**, 237001 (2010).
 - [12] A. Baust, E. Hoffmann, M. Haeberlein, M. J. Schwarz, P. Eder, J. Goetz, F. Wulschner, E. Xie, L. Zhong, F. Quijandría, D. Zueco, J.-J. G. Ripoll, L. García-Álvarez, G. Romero, E. Solano, K. G. Fedorov, E. P. Menzel, F. Deppe, A. Marx, and R. Gross, *Phys. Rev. B* **93**, 214501 (2016).
 - [13] T. Schwartz, J. A. Hutchison, C. Genet, and T. W. Ebbesen, *Phys. Rev. Lett.* **106**, 196405 (2011).
 - [14] D. Lv, S. An, Z. Liu, J.-N. Zhang, J. S. Pedernales, L. Lamata, E. Solano, and K. Kim, *Phys. Rev. X* **8**, 021027 (2018).
 - [15] Z. Artstein, *Siam Review* **22**, 172 (1980).
 - [16] L. M. Sonneborn and F. S. Van Vleck, *Journal of The Society for Industrial and Applied Mathematics, Series A: Control* **2**, 151 (1964).
 - [17] L. Viola and S. Lloyd, *Phys. Rev. A* **58**, 2733 (1998).
 - [18] L. Viola, E. Knill, and S. Lloyd, *Phys. Rev. Lett.* **82**, 2417 (1999).
 - [19] L. Viola, S. Lloyd, and E. Knill, *Phys. Rev. Lett.* **83**, 4888 (1999).
 - [20] Y. Lu, S. Chakram, N. Leung, N. Earnest, R. K. Naik, Z. Huang, P. Groszkowski, E. Kapit, J. Koch, and D. I. Schuster, *Phys. Rev. Lett.* **119**, 150502 (2017).
 - [21] Q. He and D. L. Zhou, arXiv: 1805.10794 (2018).
 - [22] B. Peropadre, P. Forn-Díaz, E. Solano, and J. J. García-Ripoll, *Phys. Rev. Lett.* **105**, 023601 (2010).
 - [23] Z.-L. Xiang, S. Ashhab, J. Q. You, and F. Nori, *Rev. Mod. Phys.* **85**, 623 (2013).
 - [24] J. Casanova, G. Romero, I. Lizuain, J. J. García-Ripoll, and E. Solano, *Phys. Rev. Lett.* **105**, 263603 (2010).