

# Designing Anti-Jamming Receivers for NR-DCSK Systems Utilizing ICA, WPD, and VMD Methods

Binh Van Nguyen, Minh Tuan Nguyen, Hyoyoung Jung, and Kiseon Kim

**Abstract**—In this work, we consider an advanced noise reduction differential chaotic shift keying (NR-DCSK) system in which a single antenna source communicates with a single antenna destination under the attack of a single antenna jammer. We devote our efforts to design a novel anti-jamming (AJ) receiver for the considered system. Particularly, we propose a variational mode decomposition-independent component analysis-wavelet packet decomposition-based (VMD-ICA-WPD-based) structure, in which the VMD method is firstly exploited to generate multiple signals from the single received one. Secondly, the ICA method is applied to coarsely separate chaotic and jamming signals. After that, the WPD method is used to finely estimate and mitigate jamming signals that exist on all outputs of the ICA method. Finally, an inverse ICA procedure is carried out, followed by a summation, and the outcome is passed through the conventional correlation-based receiver for recovering the transmitted information. Simulation results show that the proposed receiver provides significant system performance enhancement compared to that given by the conventional correlation-based receiver with WPD, i.e. 8 dB gain at BER = 0.03 and  $E_b/N_0 = 20$  dB.

**Index Terms**—Chaotic communication, anti-jamming receiver, independent component analysis, wavelet packet decomposition, variational mode decomposition, bit-error-rate.

## I. INTRODUCTION

As an alternative to pseudo-random noise (PN) sequences used in conventional spread spectrum systems, which have poor cross-correlation and low security level, chaotic communication (CC) is proposed in [1]. The basic idea of CC is to replace PN sequences by chaotic sequences. Chaotic systems can be categorized as coherent and non-coherent ones, among which the non-coherent chaotic systems have been widely considered and investigated in the literature due to its simplicity [1]. In addition, among various non-coherent chaotic systems, differential chaotic shift keying (DCSK) is the fundamental and most studied one. The performance of the DCSK system under the additive white Gaussian noise (AWGN), multipath fading, and single-tone jamming environments are extensively investigated in [2], [3], and [4].

Although the DCSK scheme is largely investigated, it has several drawbacks, i.e. low data rate, high energy consumption,

and high complexity. To alleviate these drawbacks, several advanced alternatives have recently proposed. Particularly, high efficiency DCSK (HE-DCSK) [5], improved DCSK (I-DCSK) [6], and short reference DCSK (SR-DCSK) [7] schemes are proposed to improve the data rate and enhance the spectral efficiency of the DCSK scheme. In addition, in [8], reference modulated DCSK (RM-DCSK) scheme is presented to improve the transmission reliability and reduce the complexity of the DCSK scheme. Moreover, in [9], noise reduction DCSK (NR-DCSK) scheme is introduced to reduce the noise variance present in the received signal, and thus, enhance the system performance. Among the aforementioned schemes, NR-DCSK provides the best performance. Recently, the effects of several common jamming types, i.e. broad-band, partial-band, tone, and sweep jamming, on the performance of the NR-DCSK system are extensively investigated in [10].

The performances of the DCSK and the NR-DCSK systems under jamming environments are studied in [4] and [10], however, how to mitigate the effects of jamming on the performances of chaotic systems is still an open question. Since the inherent AJ capabilities of chaotic systems may not work effectively when the jamming power is much larger than that of chaotic signals, designing additional jamming mitigation techniques for chaotic systems is of paramount importance. One of common practices to mitigate jamming signals in wireless communication systems is to use fixed or adaptive notch filters (NFs) [11]-[12]. While fixed NFs do not perform well if jamming frequency is not known or time variant, adaptive NFs incur high complexity because they use multiple sampling frequencies and adaptively weight filters to identify jamming frequencies. If multiple receiving antennas are available, jamming signals can be mitigated through nulling [13]. However, in this case, direction of arrivals of jamming signals must be estimated first, which leads to high cost and computational complexity. The other simple and promising alternatives are to use independent component analysis (ICA) [14]-[15] and wavelet packet decomposition (WPD) methods [16]-[17]. The advantage of the ICA method lies in the fact that it does not require prior information of jamming signals, i.e. jamming frequency and type. In addition, the WPD method provides a detailed representation of a signal in the time-frequency domain which is greatly useful for estimating and mitigating jamming signals.

We observe that although the ICA and the WPD methods can be readily applied to chaotic systems and may provide good AJ performance, there are still spaces for improvement. Particularly, since the ICA method cannot tell which output is the desired signals, additional resources are required to

Binh Van Nguyen is with the Institute of Research and Development, Duy Tan University, Da Nang 550000, Vietnam. He is also with the School of Electrical Engineering and Computer Science, Gwangju Institute of Science and Technology, Republic of Korea. (E-mail : binhnguyen@gist.ac.kr).

Minh Tuan Nguyen, Hyoyoung Jung, and Kiseon Kim are with the School of Electrical Engineering and Computer Science, Gwangju Institute of Science and Technology, Republic of Korea. (E-mail : nguyenminhtuan, rain, kskim@gist.ac.kr).

The authors gratefully acknowledge the support from Electronic Warfare Research Center at Gwangju Institute of Science and Technology, originally funded by Defense Acquisition Program Administration (DAPA) and Agency for Defense Development (ADD).

transmit pilots together with the legitimate signal for the purpose of signal identification at the destination. In addition, the ICA method is not applicable for a system having a single-antenna destination because it requires that the number of input signals is at least equal to the number of independent sources. Moreover, the ICA and the WPD methods can also be combined together to enjoy advantages of both methods for jamming estimation and mitigation.

Motivated by the aforementioned observations, in this work, we consider the recent advanced NR-DCSK system, in which a single antenna source communicates with a single antenna destination under the attack of a single antenna jammer, and design a novel AJ receiver for it. Specifically, we propose a novel correlation-based receiver with variational mode decomposition-ICA-WPD (VMD-ICA-WPD) structure, in which we exploit the VMD technique [18] to generate multiple signals from the received one, from which the ICA and the WPD methods can then be applied. In addition, in the proposed receiver, we apply the WPD method on all outputs of the ICA method, then an inverse ICA procedure and a summation are carried out to obtain an estimation of the transmitted signal. This means that we do not need to identify which output of the ICA method is which, and thus, leads to system complexity reduction. We extensively simulate the AJ performance of the proposed receiver and show that it significantly outperforms conventional counterparts.

## II. SYSTEM MODEL

We consider the NR-DCSK system consisting of a source S, a destination D, and a jammer J. Each node is equipped with a single antenna. While S is sending legitimate information to D, J tries to disrupt D's reception by emitting jamming signals.

In the NR-DCSK system, the transmitted signal of the  $l^{\text{th}}$  bit,  $b_l$ , can be expressed as [9]

$$s_k^l = \begin{cases} x_{\lceil \frac{k}{P} \rceil}^l, & \text{if } 0 < k \leq \beta, \\ b_l x_{\lceil \frac{k}{P} \rceil - \beta}^l, & \text{if } \beta < k \leq 2\beta, \end{cases} \quad (1)$$

where  $\lceil \cdot \rceil$  denotes the ceiling operator. In other words, each bit duration is divided into two equal time slots, one for transmitting a reference sequence of length  $\beta$  and one for sending an information-bearing (IB) sequence. To generate the reference sequence, a chaotic generator first generates  $\beta/P$  chaotic samples. Then, each chaotic sample is replicated  $P$  times. In addition, the IB sequence is either the reference sequence (if the bit being sent is +1) or an inverted version of the reference sequence (if the bit being sent is -1).

The received signal at the destination is given by

$$r_k^l = h_{sd}^l s_k^l + h_{jd}^l j_k^l + n_k^l, \quad (2)$$

where  $r_k^l$ ,  $j_k^l$ , and  $n_k^l$  respectively denote the received signal, jamming signal, and additive white Gaussian noise (AWGN) at the destination, and  $h_{sd}^l$  and  $h_{jd}^l$  are the fading coefficients of the source-destination and jammer-destination channels. The channels are assumed to be independent block fading, which stay the same for a block of transmission and independently change from one block to another.

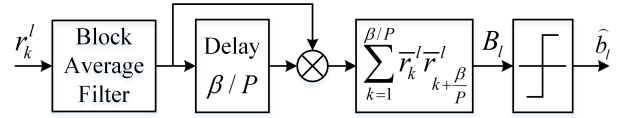


Fig. 1. The correlation-based receiver for the NR-DCSK system [9].

We consider the sweep (chirp) jamming model which is shown to be the most powerful jamming type against the NR-DCSK system [10]. A sweep jammer emits a narrow-band signal which has a time-varying frequency. More specifically, the jamming signal sweeps from a starting frequency  $f_{start}$  to a stopping frequency  $f_{stop}$  with a sweep rate  $\Delta f$  during a sweep time  $T_{sw}$ . Among various sweep jamming variants, which depend on narrow-band signals being used and sweep methods, the common one based on sinusoidal signal and linear sweep method can be expressed as follows [10]

$$j(t) = \sqrt{2P_j} \sin(2\pi f_{start}t + \pi \Delta f t^2 + \theta_{sw}), \quad (3)$$

where  $\Delta f = \frac{f_{stop} - f_{start}}{T_{sw}}$  and  $\theta_{sw}$  denotes the initial phase of the sweep jamming signal. An equivalent discrete baseband model of the above sweep jamming signal is expressed as

$$j_k^l = \sqrt{2P_j} \sin\left(\pi \frac{k F_{start}}{\beta} + \pi \frac{k^2 \Delta F}{4\beta^2} + \theta_{sw}\right), \quad (4)$$

where  $F_{start} = f_{start}T_b$ ,  $\Delta F = \Delta f T_b^2$ , and  $T_b$  is the bit duration.

## III. CONVENTIONAL RECEIVERS

### A. Correlation-based Receiver [10]

The correlation-based receiver for the NR-DCSK system is illustrated in Fig 1. The received signal  $r_k^l$  is first fed into a moving average filter (MAF) which has a block size of  $P$ . Secondly, the output of the MAF is correlated with its replica which is delayed by  $\beta/P$  samples, and then the outcome is summed over  $\beta/P$  samples. Finally, the sum is passed through a threshold detector to recover the transmitted information. Mathematically, the output of the MAF can be written as

$$\bar{r}_k^l = h_{sd}^l s_k^l + \frac{h_{jd}^l}{P} \sum_{p=(k-1)P+1}^{kP} j_p^l + \frac{1}{P} \sum_{p=(k-1)P+1}^{kP} n_p^l, \quad (5)$$

where  $\frac{h_{jd}^l}{P} \sum_{p=(k-1)P+1}^{kP} j_p^l$  and  $\frac{1}{P} \sum_{p=(k-1)P+1}^{kP} n_p^l$  are jamming signal and noise after passing through the MAF. In addition, the decision variable  $B_l$  is given by

$$B_l = \sum_{k=1}^{\beta/P} \left( h_{sd}^l x_k^l + \frac{h_{jd}^l}{P} \sum_{p=(k-1)P+1}^{kP} j_p^l + \frac{1}{P} \sum_{p=(k-1)P+1}^{kP} n_p^l \right) \times \left( h_{sd}^l b_l x_k^l + \frac{h_{jd}^l}{P} \sum_{p=(k-1)P+1}^{kP} j_{p+\beta}^l + \frac{1}{P} \sum_{p=(k-1)P+1}^{kP} n_{p+\beta}^l \right). \quad (6)$$

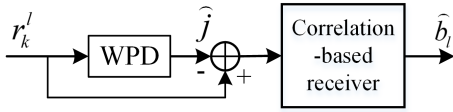


Fig. 2. A correlation-based receiver with WPD for the NR-DCSK system.

### B. Correlation-based Receiver with WPD

Combining the WPD method [17] and the correlation-based receiver readily gives a correlation-based receiver with WPD, as shown in Fig. 2 where  $\hat{j}$  denotes an estimation of the jamming signal.  $\hat{j}$  is obtained by using the denoise capability of the WPD method, in which the jamming signal is treated as the major one and the chaotic signal is considered as noise.

The basic idea of the WPD method is that it decomposes the input signal into approximation and detailed parts, which are further split into other approximation and detailed parts, and the process is repeated. The WPD method can also be interpreted as a multi-resolution analysis, i.e. a  $L$  level decomposition of the input signal into the scaling and the wavelet functions, which are respectively expressed as  $\phi(t) = \sqrt{2} \sum_k h[k] \phi(t-k)$  and  $\psi(t) = \sqrt{2} \sum_k g[k] \psi(t-k)$ . Consequently, the input signal can be reconstructed as

$$r_k^l = \sum_{m=1}^L \sum_{n \in \mathbb{Z}} c_{m,n} \phi_{m,n} + \sum_{m=1}^L \sum_{n \in \mathbb{Z}} d_{m,n} \psi_{m,n}, \quad (7)$$

where  $c_{m,n} = \langle r, \phi_{m,n} \rangle$ ,  $d_{m,n} = \langle r, \psi_{m,n} \rangle$ ,  $\phi_{m,n} = 2^{-m/2} \phi(2^{-m}t - n)$ ,  $\psi_{m,n} = 2^{-m/2} \psi(2^{-m}t - n)$ , and  $\langle x, y \rangle$  denotes the inner product between  $x$  and  $y$ .  $c_{m,n}$  and  $d_{m,n}$  here are called the wavelet coefficients.

For a denoising purpose, an appropriate threshold should be selected. Among various options, the common threshold is as follows [16]-[17]

$$\bar{\gamma} = \delta \sqrt{2 \ln(N \ln(N)) / \ln(2)}, \quad (8)$$

where  $\delta = \text{MAD}/0.675$ , MAD is the median absolute deviation of the wavelet coefficients, and  $N$  is the length of the input signal. Then, if a wavelet coefficient exceeds  $\bar{\gamma}$ , we threshold it to zero. Thereafter, an estimation of the jamming signal is obtained by applying the inverse WPD procedure on the modified wavelet coefficients. Finally, the estimated jamming signal is removed from the received signal and the outcome is fed into the conventional correlation-based receiver for recovering the transmitted information.

## IV. CORRELATION-BASED RECEIVER WITH VMD-ICA-WPD

In this section, we will propose a novel correlation-based receiver with VMD-ICA-WPD which is suitable for a single-antenna destination and can provide advantages of both the ICA and the WPD methods for the jamming estimation and mitigation purpose. Particularly, we exploit the VMD method to generate multiple signals from the single received one, after which the ICA and the WPD methods can be applied. The proposed receiver is shown in Fig. 3, shown at the top of the next page.

The VMD method decomposes the given input signal into several band-limited modes (narrow-band sub-signals) non-recursively. Each mode has a unique center frequency (CF). The modes and their corresponding CFs are derived by solving the following constrained variational problem

$$\begin{aligned} \min_{v_n, w_n} \quad & \sum_n \|\partial_k [(\delta(k) + j/\pi k) * v_n(k)] e^{-jw_n k}\|_2^2 \\ \text{s.t.} \quad & \sum_n v_n = r, \end{aligned} \quad (9)$$

where  $\|x\|_2^2$  is the  $L^2$ -norm of  $x$ ,  $*$  denotes the convolution,  $v_n$  and  $w_n$  respectively are the  $n^{\text{th}}$  mode and its CF,  $\partial_k$  denotes the gradient,  $\delta(k)$  denotes the impulse function, and  $r = [\dots r_k^l \dots]$  is a received signal block. The problem is solvable by applying the augmented Lagrangian multiplier method. The modes are directly updated in the Fourier domain. In addition, each CF is re-estimated based on residuals of all other modes and considered as the center of gravity of the power spectrum of the mode [18]. It is commonly suggested that the number of modes should be large so that their summation can sufficiently resemble the input signal. Following [18], we decompose the received signal into 10 modes, which are then divided into two mutually exclusive sets. After that, members of each set are summed up to generate two signals, i.e.  $V_1$  and  $V_2$ , which will be used as inputs of the ICA method. We use only two signals as inputs of the ICA method to reduce its complexity.

The ICA method's inputs can be equivalently expressed as

$$\mathbf{R} = \mathbf{H}\mathbf{X} + \mathbf{N}, \quad (10)$$

where  $\mathbf{R} = [V_1 \ V_2]^T$ ,  $\mathbf{H}$  denotes a possible mixing matrix,  $\mathbf{X} = [(\dots s_k^l \dots) (\dots j_k^l \dots)]^T$ , and  $\mathbf{N} = [(\dots n_k^l \dots) (\dots n_t^l \dots)]^T$ . The ICA method computes an inverse of  $\mathbf{H}$ , i.e.  $\mathbf{W}$ , from which coarse estimations of chaotic and jamming signals can be revealed by using the equation  $\tilde{\mathbf{X}} = \mathbf{W}\mathbf{R}$ . According to the Central Limit Theorem, i.e. a sum of random variables tends to follow the Gaussian distribution, the ICA method estimates the component of  $\mathbf{W}$  in a way such that the "non-Gaussianity" of each row of  $\tilde{\mathbf{X}}$  is maximized [14].

In the next step, we apply the WPD method on all outputs of the ICA method to estimate and mitigate jamming signals. Then an inverse ICA procedure is applied on the de-jammed signals, i.e. multiplying the de-jammed signals with  $\mathbf{W}^{-1}$ , and the outcomes are summed up to obtain an estimation, possibly jamming-free, of the transmitted signal. It is noteworthy that the summation operation here actually is equivalence to an inverse VMD procedure. Finally, the summed signal is fed into the correlation-based receiver for recover the transmitted information bits. A pseudo-code of the proposed receiver can be expressed as in Algorithm 1, shown in the next page.

Here, one may ask that (1) why we do not use a signal identification block to identify which output of the ICA method is chaotic signal and which output is jamming one, and (2) why we do not directly combine the de-jammed signals, i.e. the ones are inputs of the inverse ICA block, and feed the outcome to the conventional correlation-based receiver? The reason of not using a signal identification block to select the



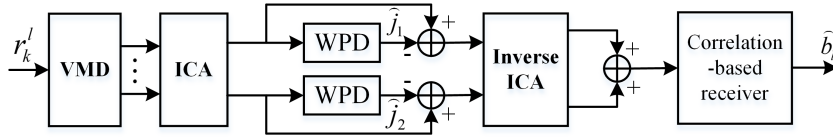


Fig. 3. The proposed correlation-based receiver with VMD-ICA-WPD for the NR-DCSK system.

---

**Algorithm 1** Correlation-based receiver with VMD-ICA-WPD

```

1: procedure VMD
2:   Input: a block of the received signal  $r$ 
3:   Initialize  $v_n^1, w_n^1, m \leftarrow 0, N = 10$  modes
4:   while not converged do
5:     Update  $v_n$ ,  $w_n$ , and dual ascent  $\lambda^m$ 
6:      $v_n^{m+1} \leftarrow \arg \min_{v_n} \mathcal{L}(v_{i < n}^{m+1}, v_{i \geq n}^{m+1}, w_i^m, \lambda^m)$ 
7:      $w_n^{m+1} \leftarrow \arg \min_{w_n} \mathcal{L}(w_{i < n}^{m+1}, w_{i \geq n}^{m+1}, v_i^m, \lambda^m)$ 
8:      $\lambda^{m+1} \leftarrow \lambda^m + \tau (r - \sum_n v_n^{m+1})$ 
9:   Output:  $V_1 = \sum_{n=1}^5 v_n, V_2 = \sum_{n=6}^{10} v_n$ 
10: procedure ICA
11:   Input:  $\mathbf{R} = [V_1 \ V_2]^T$ 
12:   Centering:  $\mathbf{R}_1 = \mathbf{R} - \text{mean}[\mathbf{R}]$ 
13:   Whitening:  $\mathbf{R}_2 = \mathbf{C}^{-1/2} \mathbf{R}_1$ , where  $\mathbf{C} = E[\mathbf{R}_1 \mathbf{R}_1^H]$ 
14:   for  $p = 1:2$  do
15:     while not converged do
16:       Initialize  $w_p$ 
17:        $w_p^+ \leftarrow E[\mathbf{R}_2 g(w_p^T \mathbf{R}_2)] - E[g'(w_p^T \mathbf{R}_2)] w_p$ 
18:       where  $g(x) = x^3$  [19],  $g'(x)$  is its derivative.
19:       Decorrelation:  $w_p^{++} \leftarrow w_p^+ - \sum_{i < p} w_i^T w_i w_p^+$ 
20:       Normalizing:  $w_p = w_p^{++} / \|w_p^{++}\|$ 
21:   Output:  $[I_1 \ I_2]^T = \mathbf{W}^H \mathbf{R}$ , where  $\mathbf{W} = [w_1 \ w_2]^T$ 
22: procedure WPD
23:   Decompose  $I_1$  and  $I_2$  to  $L$  detailed level.
24:   If a wavelet coefficient exceeds  $\bar{\gamma}$ , thresholds it to zero
25:    $[\hat{j}_1, \hat{j}_2] =$  inverse WPD of the modified coefficients
26:    $W_1 = I_1 - \hat{j}_1, W_2 = I_2 - \hat{j}_2$ 
27: procedure INVERSE ICA
28:    $[II_1 \ II_2]^T = \mathbf{W}^{-1} [W_1 \ W_2]^T$ 
29:    $II = II_1 + II_2$ 
30: procedure CORRELATION-BASED DECODING
31:   Input  $II$  and output  $[\dots \hat{b}_l \dots]$ 

```

---

separated chaotic signal is that the ICA method is applied on signals that are decomposed from the single received one, and thus, we expect that the ICA may not satisfactorily separate chaotic and jamming signals. Therefore, if we use a signal identification block to identify chaotic signal and remove the other one, we may lose sufficient amount of the transmitted signal. In addition, the reason of not directly combining the de-jammed signals is that the ICA method inherently produces the scale indeterminacy on its outputs. The scale indeterminacy is maintained on the outputs of the WPD method and the de-jammed signals. Consequently, directly combining the de-

jammed signals may cause destructive effects on the decoding process.

In summary, by integrating the VMD method, the proposed receiver can overcome the limitation of a correlation-based receiver with ICA on the required number of input signals. In addition, the proposed receiver can provide advantages of both the ICA and the WPD methods on jamming estimation and mitigation. Moreover, in the newly designed receiver, we do not need to identify which output of the ICA method is chaotic or jamming signal, and thus, we do not need to send pilots together with the chaotic signal. It means that with the new receiver, the system resources can be used more efficiently.

## V. SIMULATION RESULTS

In this section, representative simulation results are presented to show the advantages of the proposed receiver. The simulation setting follows the system model presented in the Section II with  $\beta = 200$  and  $P = 20$ . In addition, the logistic generator is used for generating chaotic samples, i.e.  $x_{k+1} = 1 - 2x_k^2$ . Moreover, the channels are modeled as block Nakagami-m fading.

In Fig. 4 shown at the top of the next page, we present an example of spectrograms of the transmitted chaotic signal, received signal, and the signal after the inverse ICA and the summation procedures. In the simulation, we set  $E_b/N_0 = 15$  dB, jamming-to-signal power ratio (JSR) = 5 dB, sweep time = total transmission time/5, during which the jammer sweeps from 0 Hz to 50 kHz. It can be noticed that in the received signal, due to the jamming, fading, and noise, we can not observe the spectrum structure of the chaotic signal. On the other hand, the jamming component can be easily noticed. In addition, it is shown in the rightmost figure that the proposed receiver significantly mitigates the jamming signal and preserves the spectrum structure of the chaotic one, which suggests that the newly designed receiver can significantly enhance the AJ performance of the NR-DCSK system.

In Fig. 5, we simulate the BER performance of the NR-DCSK system versus JSR. We compare the system performance provided by the proposed receiver with that given by the correlation-based and the correlation-based with WPD ones for the two cases of  $E_b/N_0 = 15$  and 20 dB. It is first clearly shown that the proposed receiver provides a similar performance to that given by the conventional counterparts in the low region of SJR, i.e.  $-20$  and  $-15$  dB. However, as the SJR increases, the proposed receiver significantly outperforms the conventional ones. More specifically, at  $E_b/N_0 = 20$  dB and  $BER = 0.03$ , the new receiver provides around 8 dB gain compared to the correlation-based with WPD counterpart.

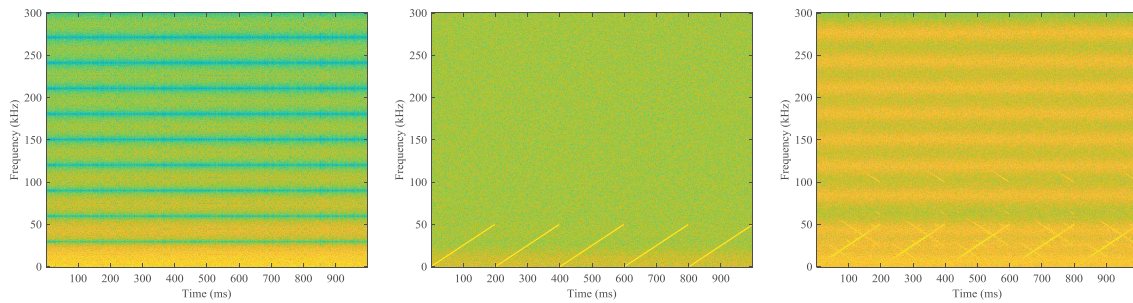


Fig. 4. An example of spectrograms of the transmitted signal, received signal, and the signal after the inverse ICA procedure and the summation operation.

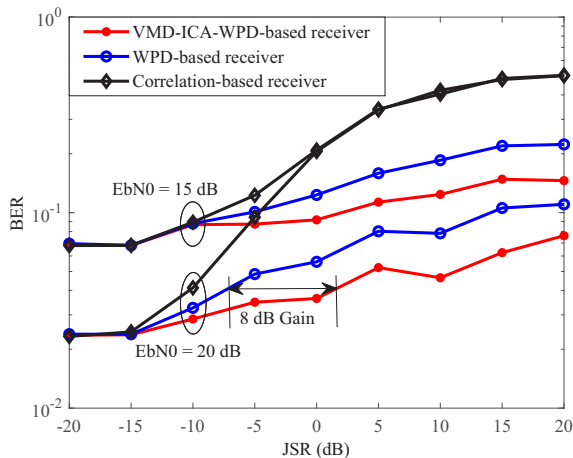


Fig. 5. A comparison of the BER performances provided by the proposed, correlation-based, and the correlation-based with WPD receivers.

## VI. CONCLUSIONS

In this paper, we proposed a novel correlation-based receiver with VMD-ICA-WPD for the NR-DCSK system with a single antenna destination. In the proposed receiver, the VMD method is first used to generate multiple signals from a single received one, which alleviates the limitation of the ICA method on the required number of input signals. Secondly, the ICA method is applied on the outputs of the VMD method, followed by the WPD method. The WPD method is applied on all outputs of the ICA method to estimate and mitigate jamming signals. Finally, the inverse ICA procedure and the summation operation are carried out and the outcome is fed into the conventional correlation-based receiver for decoding transmitted information. It is noteworthy that in the proposed receiver, we do not need to identify which output of the ICA method is chaotic signal and which one is jamming, from which pilots are not required and the system resources can be used more effectively. Through extensive simulations, we showed that the newly designed receiver significantly outperforms the conventional counterparts such as correlation-based and correlation-based with WPD receivers.

## REFERENCES

- [1] G. Kaddoum, "Wireless Chaos-Based Communications Systems: A Comprehensive Survey," *IEEE Access*, vol. 4, pp. 2621-2648, May 2016.
- [2] M. Long, "Simple and Accurate Analysis of BER Performance for DCSK Chaotic Communication," *IEEE Commun. Lett.*, vol. 15, no. 11, pp. 1175-1177, Nov. 2011.
- [3] Y. Xia, C. K. Tse, and F. C. M. Lau, "Performance of Differential Chaos Shift-Keying Digital Communication Systems Over a Multipath Fading Channel with Delay Spread," *IEEE Trans. Circuits Syst. II, Express Briefs*, vol. 51, no. 12, pp. 680-684, Dec. 2004.
- [4] F. C. M. Lau, M. Ye, C. K. Tse, and S. F. Hau, "Anti-Jamming Performance of Chaotic Digital Communication Systems," *IEEE Trans. Circuits Syst. I, Fundam. Theory Appl.*, vol. 49, no. 10, pp. 1486-1494, Oct. 2002.
- [5] H. Yang and G. P. Jiang, "High-Efficiency Differential Chaos Shift Keying Scheme for Chaos-based Noncoherent Communication," *IEEE Trans. Circuits Syst. II, Express Briefs*, vol. 59, no. 5, pp. 312-316, May 2012.
- [6] G. Kaddoum, E. Soujeri, C. Arcila, and K. Eshteivi, "I-DCSK: An Improved Noncoherent Communication System Architecture," *IEEE Trans. Circuits Syst. II, Express Briefs*, vol. 62, no. 9, pp. 901-905, Sep. 2015.
- [7] G. Kaddoum, E. Soujeri, and Y. Nijssure, "Design of a Short Reference Noncoherent Chaos-based Communication Systems," *IEEE Trans. Commun.*, vol. 64, no. 2, pp. 680-689, Feb. 2016.
- [8] H. Yang and G. P. Jiang, "Reference-Modulated DCSK: A Novel Chaotic Communication Scheme," *IEEE Trans. Circuits Syst. II, Express Briefs*, vol. 60, no. 4, pp. 232-236, April 2013.
- [9] G. Kaddoum and E. Soujeri, "NR-DCSK: A Noise Reduction Differential Chaos Shift Keying System," *IEEE Trans. Circuits Syst. II, Express Briefs*, vol. 63, no. 7, pp. 648-652, July 2016.
- [10] B. V. Nguyen, H. Jung, and K. Kim, "On the Anti-Jamming Performance of the NR-DCSK Systems," *Security and Communication Networks*, vol. 2018, pp. 1-8, Feb. 2018.
- [11] R. R. Ghatak, P. Sarkar, R. K. Mishra, and D. R. Poddar, "A Compact UWB Bandpass Filter With Embedded SIR as Band Notch Structure," *IEEE Microw. Compon. Lett.*, vol. 21, no. 5, pp. 261-263, May 2011.
- [12] P. A. Regalia, "A Complex Adaptive Notch Filter," *IEEE Signal Process. Lett.*, vol. 17, no. 11, pp. 937-940, Nov. 2010.
- [13] S. Bhunia, V. Behzadan, P. A. Regis, and S. Sengupta, "Adaptive Beam Nulling in Multihop Adhoc Networks Against a Jammer in Motion," *Computer Networks*, vol. 109, part 1, pp. 50-66, Nov. 2016.
- [14] K. Raju, T. Ristaniemi, J. Karhunen, and E. Oja, "Jammer Suppression in DS-CDMA Arrays Using Independent Component Analysis," *IEEE Trans. Wireless Commun.*, vol. 5, no. 1, pp. 77-82, Jan. 2006.
- [15] J. Ranjith and Muniraj, "Jammer Suppression in Spread Spectrum Communication Using Novel Independent Component Analysis Approach," *Int. J. Electron. Commun.*, vol. 70, no. 8, pp. 998-1005, Aug. 2016.
- [16] M. R. Mosavi, M. Pashaian, M. J. Rezaei, K. Mohammadi, "Jamming Mitigation in Global Positioning System Receivers Using Wavelet Packet Coefficients Thresholding," *IET Signal Process.*, vol. 9, no. 5, pp. 457-464, Mar. 2015.
- [17] M. R. Mosavi, M. J. Rezaei, M. Pashaian, and M. S. Moghaddai, "A Fast and Accurate Anti-Jamming System Based on Wavelet Packet Transform for GPS Receivers," *GPS Solut.*, vol. 21, pp. 415-426, Apr. 2016.
- [18] M. T. Nguyen, B. V. Nguyen, and K. Kim, "Shockable Rhythm Diagnosis for Automated External Defibrillators Using a Modified Variational Mode Decomposition Technique," *IEEE Trans. Ind. Informat.*, vol. 13, no. 6, pp. 3037-3046, Dec. 2017.
- [19] L. Shen, Y. Yao, H. Wang, and H. Wang, "ICA Based Semi-Blind Decoding Method for a Multicell Multiuser Massive MIMO Uplink System in Rician/Rayleigh Fading Channels," *IEEE Trans. Wireless Commun.*, vol. 16, no. 11, pp. 7501-7511, Nov. 2017.