

A PARTITION THEOREM FOR A RANDOMLY SELECTED LARGE POPULATION

Arni S.R. Srinivasa Rao¹ and James R. Carey²

ABSTRACT. We state and prove a proposition on partitioning of a randomly selected large population into stationary and non-stationary populations by using a property of stationary population identity. Applicability of this theorem for practical purposes is summarized at the end.

[2000]AMS Subject Classification: 92D25

Keywords: Population partitions, stationary population and non-stationary population

1. STATEMENT AND PROOF

Theorem 1. Stationary Population Identity (SPI) partitions a randomly selected large population into stationary and non-stationary components.

Proof. The stationary population identity (SPI) holds for a life table indicates, that, in a life table the fraction of population at age x (say, $f_1(x)$) is equal to the fraction, $f_2(x)$ of the population who will live x -years, i.e. $f_1(x) = f_2(x) \forall x \in [0, \omega)$. Although the phrase stationary population identity was suggested recently [13], but this identity was known in the mathematical population biology and demography literature, for example, see [1, 2, 3, 4, 5, 6, 7, 8, 9, 10, 11, 12]. Let $P(t)$ be the randomly selected large population at time t and $P_x(t)$ be its sub-population who are at age x , where $P(t)$ can be expressed as $P(t) = \int_0^\omega P_x(t)dx$ or $P(t) = \sum_{x=0}^\omega P_x(t)$ (ω is the maximum age of life). Let $g_1(x) = \frac{P_x(t)}{P(t)}$ for all $x \in [0, \omega)$. We do not know whether $P(t)$ is a stationary population or not. Stationary component of $P(t)$ (say, $M(t)$), we define as, a sub-collection of various aged individuals of $P(t)$ who form a sub-population and satisfy $g_1(y) = f_2(y)$ for a set of y values in $[0, \omega)$ and non-stationary component of $P(t)$ (say, $N(t)$), we define as, a sub-collection of $P(t)$ who are of age z and satisfy $g_1(z) \neq f_2(z)$ for a set of all z values in $[0, \omega)$. The sum of the sizes of $M(t)$ and $N(t)$ will be $P(t)$.

Let us choose all individuals at age y in $P(t)$ and consider

$$(1.1) \quad g_1(y) = \frac{P_y(t)}{P(t)}.$$

From the life table constructed for the population $P(t)$, we can obtain the fraction of population who have expected remaining years within $[0, \omega)$, and compare the fraction of population at each age $x \in [0, \omega)$ in $P(t)$. That is, we will compare $g_1(y)$ with another fraction $f_2(x) \forall x \in [0, \omega)$, where

¹Augusta University, Georgia, USA. Email: arrao@augusta.edu (corresponding)

²University of California, Davis and University of California, Berkeley. Email: jrcarey@ucdavis.edu

$$(1.2) \quad f_2(x) = \frac{L_x(t)}{L(t)}.$$

Here $L_x(t)$ is the life table population at time t whose remaining years to live is x and $L(t)$ is total life table population at t . First, we match $\frac{P_{y_1}(t)}{P(t)}$ for a given $y_1 \in [0, \omega)$ in (1.1) with $\frac{L_x(t)}{L(t)}$ for each $x \in [0, \omega)$. If $\frac{P_{y_1}(t)}{P(t)}$ is equal to $\frac{L_x(t)}{L(t)}$ for some x , then we call the corresponding life table fraction of the population as $\frac{L_{y_1}(t)}{L(t)}$ (say, $f_2(y_1)$). That is, $\frac{L_{y_1}(t)}{L(t)}$ is the fraction of life table sub-population who have y_1 years to live. This follows,

$$(1.3) \quad g_1(y_1) = \frac{P_{y_1}(t)}{P(t)} = \frac{L_{y_1}(t)}{L(t)} = f_2(y_1).$$

Suppose $\frac{P_{y_1}(t)}{P(t)}$ does not equal to any of the fractions $\frac{L_x(t)}{L(t)}$ for $x \in [0, \omega)$, then we denote y_1 in (1.3) by z_1 and write this situation as $g_1(z_1) \neq f_2(z_1)$. That is, for any of the fractions $\frac{L_x(t)}{L(t)}$ for $x \in [0, \omega)$, the remaining years to live is not equal to y_1 .

We will continue matching $\frac{P_{y_2}(t)}{P(t)}$ for some $y_2 \neq y_1$ and $y_2 \in [0, \omega)$ with $\frac{L_x(t)}{L(t)}$ for each $x \in [0, \omega)$ except for $x = y_1$. If there is a value of $\frac{L_x(t)}{L(t)}$ that equals $\frac{P_{y_2}(t)}{P(t)}$, we call the corresponding fraction in life table population as $\frac{L_{y_2}(t)}{L(t)}$ (say, $f_2(y_2)$). $\frac{L_{y_2}(t)}{L(t)}$ is the fraction of life table sub-population who have y_2 years to live. That is,

$$(1.4) \quad g_1(y_2) = \frac{P_{y_2}(t)}{P(t)} = \frac{L_{y_2}(t)}{L(t)} = f_2(y_2).$$

Suppose $\frac{P_{y_2}(t)}{P(t)}$ does not equal to any of the fractions $\frac{L_x(t)}{L(t)}$ for $x \in [0, \omega)$, then we denote y_2 in (1.4) by z_2 (if z_1 already arises in an earlier situation such that $g_1(z_1) \neq f_2(z_1)$), then we write $g_1(z_2) \neq f_2(z_2)$. However, if $g_1(y_1) = f_2(y_1)$ exists but $\frac{P_{y_2}(t)}{P(t)} \neq \frac{L_x(t)}{L(t)} \forall x \in [0, \omega)$, then y_2 in (1.4) we denote as z_1 and write $g_1(z_1) \neq f_2(z_1)$.

Similarly, for the age y_i , the fraction $\frac{P_{y_i}(t)}{P(t)}$ (i.e. $g_1(y_i)$) is matched with the fraction $\frac{L_x(t)}{L(t)}$ $\forall x \in [0, \omega)$. If there is a value of $\frac{P_{y_i}(t)}{P(t)}$ that matches with $\frac{L_x(t)}{L(t)}$ then we denote it by $f_2(y_i)$, otherwise we denote it by $f_2(z_i)$ (if previous z value in the order of unmatched fractions was denoted as z_{i-1} for $i = 2, 3, \dots$). Through this procedure we will match for all the values of $y_i \in [0, \omega)$, and decide whether or not $g_1(y_i)$ is equal to the $f_2(y_i)$. The criteria is, for an age y_i in a randomly selected large population (actual population), if the value of the fraction $\frac{P_{y_i}(t)}{P(t)}$ is equal to any of the life table sub-population fractions $\frac{L_x(t)}{L(t)} \forall x \in [0, \omega)$ whose remaining years to live is exactly y_i , then, $g_1(y_i) = f_2(y_i)$.

We can show that $\{y_{k_j}\}$ be the set of ages for all j values such that $y_{k_1} < y_{k_2} < \dots$ for which corresponding matched values of $\frac{P_{y_{k_j}}(t)}{P(t)}$ exists and these are, say $\frac{L_{y_{k_j}}(t)}{L(t)}$. Similarly, we can also show that $\{z_{k_l}\}$ be the set of ages for all l values such that $z_{k_1} < z_{k_2} < \dots$ for which corresponding matched values of $\frac{P_{z_{k_l}}(t)}{P(t)}$ in $\frac{L_{z_{k_l}}(t)}{L(t)}$ do not exist. Here either $y_{k_1} = 0$ or $z_{k_l} = 0$ but not both and $y_{k_j} \neq z_{k_l}$. See the Appendix.

Here,

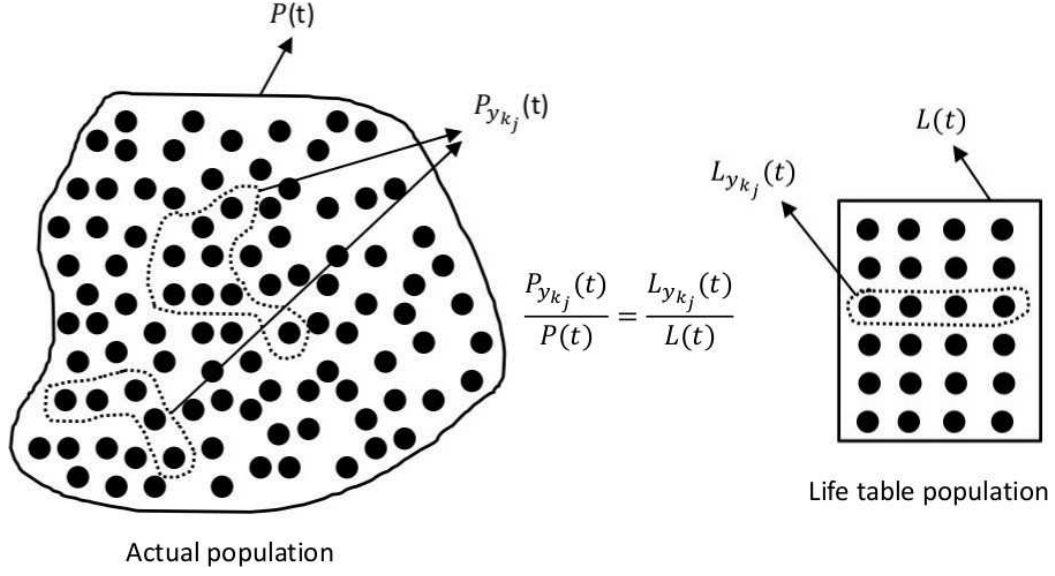


FIGURE 1.1. Fractions of population in actual and in life table. $P_{y_{k_j}}(t)$ be its sub-population who are at age y_{k_j} , where $P(t)$ is the total actual population and $L_{y_{k_j}}(t)$ is the life table population at time t whose remaining years to live is y_{k_j} and $L(t)$ is total life table population at t .

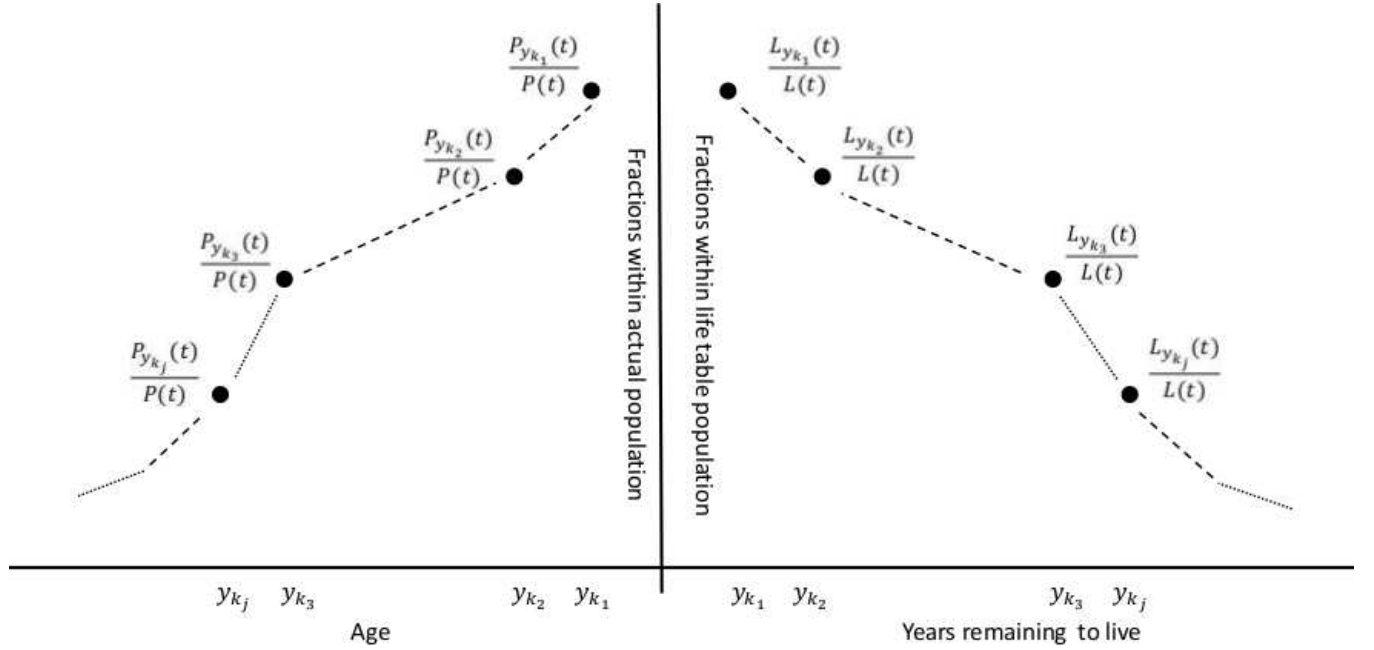


FIGURE 1.2. Stationary component of a randomly selected large population. Fractional sub-populations at ages y_{k_1}, y_{k_2}, \dots out of actual total population are identical with fractional life table sub-populations who have remaining years y_{k_1}, y_{k_2}, \dots

$$(1.5) \quad \{y_{k_j}\} \cup \{z_{k_l}\} = [0, \omega),$$

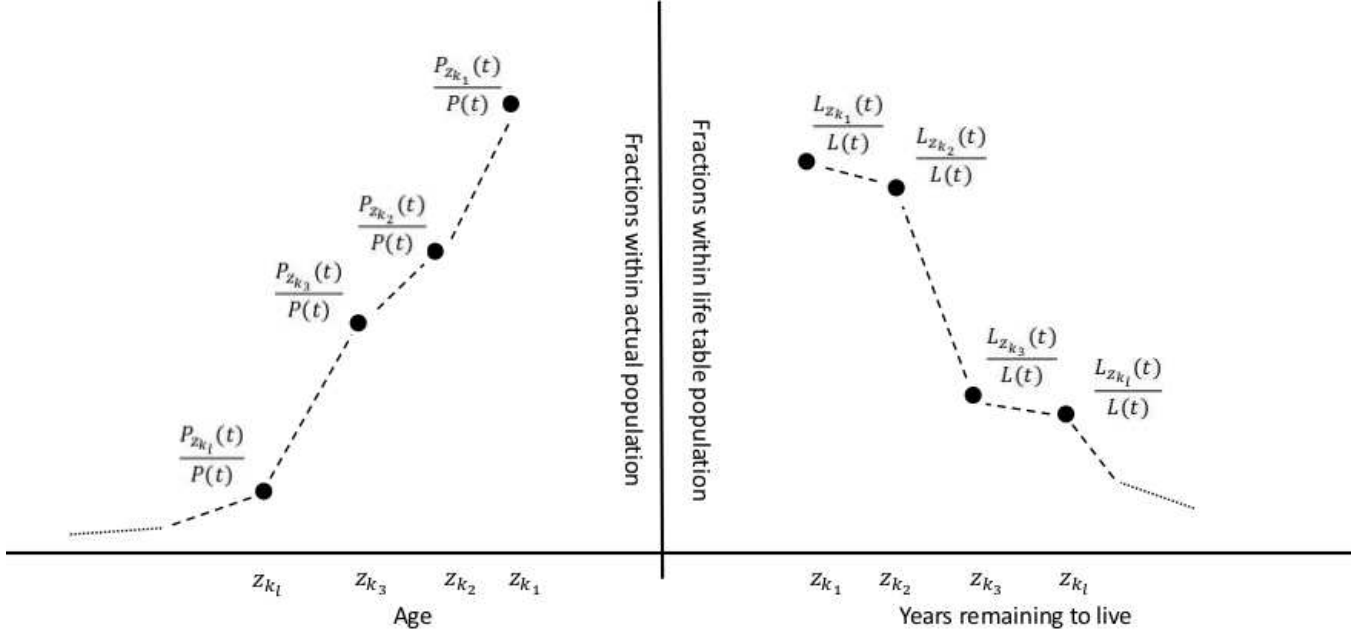


FIGURE 1.3. Non-stationary component of a randomly selected large population. Fractional sub-populations at ages z_{k_1}, z_{k_2}, \dots out of actual total population are not identical with any of the life table fractional sub-populations whose remaining years are z_{k_1}, z_{k_2}, \dots

and corresponding sub-populations' totals for the individuals who are all at ages $\{y_{k_j}\}$ and $\{z_{k_l}\}$, are $P_{y_{k_j}}(t)$ and $P_{z_{k_l}}(t)$, respectively. Due to (1.5), we can write,

$$\sum_{j=1}^{\infty} P_{y_{k_j}}(t) + \sum_{l=1}^{\infty} P_{z_{k_l}}(t) = P(t),$$

where $\sum_{j=1}^{\infty} P_{y_{k_j}}(t)$ is $M(t)$ formed by satisfying the SPI at the ages $\{y_{k_j}\}$, and $\sum_{l=1}^{\infty} P_{z_{k_l}}(t)$ is $N(t)$ formed by not satisfying the SPI at the ages $\{z_{k_l}\}$. Hence, the proof. \square

Remark 2. Since we are calculating fraction of sub-populations at each age of actual population, we might come across values of these fractions calculated at two or more ages could be identical. All the ages with identical fractions would fall within the same component of the population, i.e. stationary or non-stationary by the construction explained in the proof of the Theorem 1.

2. CONCLUSIONS

The main theorem stated and proved is first such observation in the literature. Moreover, we have not come across in the literature where stationary population identity (SPI) was being used to relate actual populations and applied to decide stationary and non-stationary components of a large randomly selected actual population. Partitioning procedure described in this work can be used to decide by considering world population as a whole as one unit, individual countries, continents and groups of countries etc. what fraction of the population is stationary and what fraction is not. We can also apply this procedure to test the stationary and non-stationary status of all sub-regions of a large country.

APPENDIX: ORDERING OF $\{y_{k_j}\}$ AND $\{z_{k_l}\}$

Let $y_{k_1} = \min \{y_i : y_i \in [0, \omega)\}$ for which $g_1(y_i) = f_2(y_i)$ holds,

$y_{k_2} = \min \{ \{y_i : y_i \in [0, \omega)\} - \{y_{k_1}\} \}$ for which $g_1(y_i) = f_2(y_i)$ holds, and so on, let $y_{k_j} = \min \{ \{y_i : y_i \in [0, \omega)\} - \{y_{k_1}, y_{k_2}, \dots, y_{k_{j-1}}\} \}$ for which $g_1(y_i) = f_2(y_i)$ holds. This construction of y_i s gives us ordering of ages for the stationary population component as $y_{k_1} < y_{k_2} < \dots < y_{k_j} < \dots$

Let $z_{k_1} = \min \{y_i : y_i \in [0, \omega)\}$ for which $g_1(z_{k_1}) \neq f_2(z_{k_1})$ holds, $z_{k_2} = \min \{ \{y_i : y_i \in [0, \omega)\} - \{z_{k_1}\} \}$ for which $g_1(z_{k_1}) \neq f_2(z_{k_1})$ holds, and so on, let $z_{k_l} = \min \{ \{y_i : y_i \in [0, \omega)\} - \{z_{k_1}, z_{k_2}, \dots, z_{k_{l-1}}\} \}$ for which $g_1(z_{k_l}) \neq f_2(z_{k_l})$ holds. This construction of y_i s gives us ordering of ages for the non-stationary component as $z_{k_1} < z_{k_2} < \dots < z_{k_l} < \dots$

REFERENCES

- [1] Mïœller H .G., Wang J - L, Carey J.R., Caswell - Chen E.P., Chen C., Papadopoulos N., Yao F. (2004) Demographic window to aging in the wild: Constructing life tables and estimating survival functions from marked individuals of unknown age. *Aging Cell* 3 , 125 - 131.
- [2] JR Carey, HG Mïœller, JL Wang, NT Papadopoulos, A Diamantidis, Nikos A Koulousis (2012). Graphical and demographic synopsis of the captive cohort method for estimating population age structure in the wild. *Experimental Gerontology* 47 (10), 787-791.
- [3] Rao A.S.R.S. and Carey J.R. (2015). Carey's Equality and a theorem on Stationary Population, *Journal of Mathematical Biology*, 71: 583-594.
- [4] Carey, J. R., N. Papadopoulos, H.-G. Mïœller, B. Katsoyannos, N. Kouloussis, J.-L. Wang, K. Wachter, W. Yu, and P. Liedo. 2008. Age structure changes and extraordinary life span in wild medfly populations. *Aging Cell* 7:426-437.
- [5] Carey, J. R., N. T. Papadopoulos, S. Papanastasiou, A. Diamanditis, and C. T. Nakas. (2012). Estimating changes in mean population age using the death distributions of live-captured medflies. *Ecological Entomology* 37:359-369.
- [6] Villavicencio, F., and T. Riffe (2016). Symmetries between life lived and left in finite stationary populations. *Demographic Research* S8:381-398.
- [7] Brouard, N. 1986. Structure et dynamique des populations La pyramide des annees a vivre, aspects nationaux et exemples regionaux.4: 157-168
- [8] Vaupel, J. W. 2009. Life lived and left: Carey's equality. *Demographic Research* 20:7-10.
- [9] Carey, J.R., Silverman, S., Rao, A.S.R.S. (2018). The life table population identity: Discovery, formulations, proofs, extensions and applications, pp: 155-185, *Handbook of Statistics: Integrated Population Biology and Modelling* Part A, volume 39 (Eds: Arni S.R. Srinivasa Rao and C.R. Rao), Elsevier.
- [10] Brouard N (1989). *Mouvements et modeles de population*, Institut de formation et de recherches dïœmographiques, Paris, France.
- [11] Riffe, T., and N. Brouard. 2018. 'Structure and Dynamics of Populations: The 'years-to-live' Pyramid, National Aspects and Regional Examples ', SocArXiv, March 4. doi:10.3406/espos.1986.1120.
- [12] Rao A.S.R.S. (2018). On two statements of stationary population theory (Unpublished manuscript).
- [13] Rao A.S.R.S. and Carey J.R. (2018). On three properties of stationary populations and knotting with non-stationary populations (Unpublished manuscript).