

Causal inference under over-simplified longitudinal causal models

Lola Étiévant, Vivian Viallon

May 31, 2022

Abstract

Many causal models of interest in epidemiology involve longitudinal exposures, confounders and mediators. However, in practice, repeated measurements are not always available. Then, practitioners tend to overlook the time-varying nature of exposures and work under over-simplified causal models. Our objective here was to assess whether - and how - the causal effect identified under such misspecified causal models relates to true causal effects of interest. We focus on two situations regarding the type of available data for exposures: when they correspond to (i) “instantaneous” levels measured at inclusion in the study or (ii) summary measures of their levels up to inclusion in the study. In each of these two situations, we derive sufficient conditions ensuring that the quantities estimated in practice under over-simplified causal models can be expressed as true longitudinal causal effects of interest, or some weighted averages thereof. Unsurprisingly, these sufficient conditions are very restrictive, and our results state that inference based on either “instantaneous” levels or summary measures usually returns quantities that do not directly relate to any causal effect of interest and should be interpreted with caution. They raise the need for repeated measurements and/or the development of sensitivity analyses when such data is not available.

Keywords: Causal inference, longitudinal model, identifiability, structural causal model.

1 Introduction

Etiologic epidemiology is concerned with the study of potential causes of chronic diseases based on observational data. Over the years, it has notably been successful in the identification of links between lifestyle exposures and the risk of developing cancer. Remarkable examples are tobacco smoke, alcohol

and obesity that are now established risk factors for the development of a number of site-specific cancers [2, 5, 17]. Moreover, an accumulating body of biomarker measurements and -omics data provide important opportunities for investigating biological mechanisms potentially involved in cancer development. For example, cancer epidemiology is increasingly concerned by the study of the carcinogenic role of inflammation, insulin resistance and sex steroids hormones [6, 7, 10].

The causal validity of such analyses relies on strong assumptions though, which have been formally described in the causal inference literature [12, 20, 21, 25, 24]. The very first assumption underlying most causal analyses is that the causal model is correctly specified. Most often, *e.g.*, when studying lifestyle exposures such as tobacco smoke, alcohol and obesity, but also biomarkers, the true causal model involves time-varying risk factors. Valid causal inference under such longitudinal causal models usually require repeated measurements for these time-varying variables [8, 31, 33]. However, such repeated measurements are rarely available in large observational studies, and simplified models that involve time-invariant variables only are usually considered instead. In particular, most studies on biomarkers have been conducted using information collected at recruitment only [6, 7, 10], since blood samples are usually collected only once, at recruitment, in large cohort studies such as the European Prospective Investigation into Cancer and Nutrition (EPIC) cohort study [23], and the UK Biobank [28]. These studies were conducted after implicitly assuming that past levels of biomarkers are independent of risk of future cancer given current levels of biomarkers; see Figure 1 (*L-a*) for a simple illustration, in the absence of confounders. If past levels of biomarkers may influence the outcome not only through their current levels (see, *e.g.*, Figure 1 (*L-b*)), the model considered in these analyses was oversimplified, and then misspecified.

Issues arising when working under oversimplified longitudinal causal models have already been described in the statistical literature [1, 18, 19]. Moreover, general results on the identifiability of causal effects in the presence of unobserved variables can be used to study the identifiability of the causal effect of interest when ignoring the time-varying nature of exposures or, equivalently, when past levels of exposures are unobserved [26, 29, 14, 30]. However, little is known about the relationship between estimates derived under oversimplified longitudinal causal models and causal quantities of interest under the true longitudinal causal model. Filling this gap is the main objective of the present work. More precisely, we will derive sufficient conditions that guarantee that the quantity estimated in practice when working under misspecified models expresses as a particular weighted average of the longitudinal causal effects of interest. We will consider the most “standard” discrete longitudinal causal models [8], where the causal effect of interest is that of one exposure varying over some predefined discrete time interval,

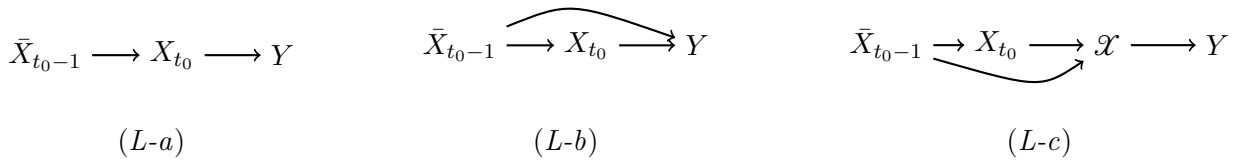


Figure 1 – Examples of simple discrete longitudinal causal models with a time-varying exposure $(X_t)_{t \geq 1}$ and an outcome Y , in the absence of confounding. (L-a) Past levels of exposures \bar{X}_{t_0-1} have no effect on Y , except through current level of exposure X_{t_0} . (L-b) Past levels of exposures \bar{X}_{t_0-1} have an effect on Y not only through X_{t_0} . (L-c) The exposure process is assumed to affect the outcome only through some summary variable, \mathcal{X} .

say $\llbracket 1, t_0 \rrbracket := \{1, \dots, t_0\}$, on one outcome Y measured at some later time point $T > t_0$. Two situations will be considered regarding the available information for the exposures, which will include the exposure of interest and possibly additional factors such as mediators and confounders. First, we consider the situation where available data for the exposures correspond to their “instantaneous” levels at the time t_0 of recruitment in the study. Considering models depicted in Figure 1 (L-a) and (L-b), only data on X_{t_0} would be available, while data on \bar{X}_{t_0-1} would not. This can be regarded as the most common case, but also the worst one since information at one single point in time is available for the full exposure profile. Then, we will turn our attention to a more general and seemingly more favorable situation, where the available information for each exposure corresponds to a summary measure of its levels up to inclusion in the study. Considering exposures such as alcohol intake or dietary exposure, epidemiologists generally not only collect instantaneous levels (through 24-hour recall questionnaires), but also summary measures of past levels of exposure through food frequency questionnaires, which summarize levels of exposures over the last 6 months, 12 months or even 5 years [27]. Summary measures are also sometimes constructed from repeated measurements of exposures, when available [4, 16]. This is increasingly common for exposures such as Body Mass Index (BMI) or alcohol intake, whose levels are sometimes available for each participant at different points in time (at recruitment, at 20 years-old, etc.). Cluster analysis can be performed to summarize the repeated measures into a categorical variable, whose categories correspond to certain “shapes” for the exposure profile, such as constantly low, constantly high, etc. Alternatively, the exposure profile can be summarized, e.g., by computing the number of years over a certain threshold, etc. [4, 3]. In any case, the obtained summary measure is then regarded as the exposure of interest, and the underlying time-varying nature of the genuine exposure is not further considered. In other words, these summary measures are supposed to capture everything that matters with respect to the effect of the whole exposure profile on the outcome; see Figure 1 (L-c) for a simple illustration.

The rest of the article is organized as follows. Section 2 presents the notation that will be used throughout the article. In Sections 3 and 4, we will then present our results, in the situation where instantaneous

levels of exposures are available (Section 3), or summary variables of past levels of exposures are available (Section 4). We will present concluding remarks and recommendations in Section 5. Most technical derivations are presented in the Appendix accompanying this article.

2 Notation

For any positive integer i , we use the notation $\mathbf{0}_i$ and $\mathbf{1}_i$ for vectors $(0, \dots, 0) \in \mathbb{R}^i$ and $(1, \dots, 1) \in \mathbb{R}^i$ respectively. As mentioned above, we consider the setting that is classically adopted when working with time-varying predictors in causal inference [8, 31]. More precisely, we assume that time-varying exposures, including the exposure of interest as well as potential mediators and confounders, are observable at discrete times over the time-window $\llbracket 1; T \rrbracket := \{1, \dots, T\}$ for some $T > 1$. For any $t \in \llbracket 1; T \rrbracket$, we let X_t denote the exposure of interest at time t . Adopting the notation of VanderWeele [31], we further denote the exposure profile until time t by $\bar{X}_t = (X_1, X_1, \dots, X_t)$, while \bar{x}_t stands for a specific (fixed) profile for the exposure of interest. Full exposure profile is denoted by $\bar{X} = \bar{X}_T = (X_1, X_2, \dots, X_T)$. When needed, we will use similar notation for auxiliary factors $(Z_t)_{t \geq 1}$, that may include pure mediator processes $(M_t)_{t \geq 1}$, as well as confounder processes $(W_t)_{t \geq 1}$ possibly affected by the exposure of interest. Unless otherwise stated, we assume that all the variables are binary to simplify the notation. We further denote by $t_0 \in \llbracket 2; T \rrbracket$ the inclusion time in the study.

While causal inference should generally rely on the observations of the full profile of exposures (\bar{X}, \bar{Z}) , or at least their full profile prior to inclusion $(\bar{X}_{t_0}, \bar{Z}_{t_0})$, we assume in Section 3 that the available information at time t_0 consists in (X_{t_0}, Z_{t_0}) only. Next, Section 4 will be devoted to the case where we have access to some summary measures of \bar{X}_{t_0} and \bar{Z}_{t_0} , which will be denoted by \mathcal{X} and \mathcal{Z} , respectively. These summary measures are typically defined as deterministic functions of the exposure profiles. Considering, *e.g.*, summary measures of \bar{X}_{t_0} , typical examples include functions of the form $\mathcal{X} = \sum_{t=t'}^{t_0} X_t$, and $\mathcal{X} = \mathbb{1}\{\sum_{t=t'}^{t_0} X_t \geq \tau\}$ for some $1 \leq t' \leq t_0$ and some threshold $\tau \in \mathbb{R}$. More simply, we can even have $\mathcal{X} = X_{t_0}$, which emphasizes the fact that the situation where summary measures are available encompasses the situation where instantaneous levels are available as a special case.

For any pair of variables (V, U) and any potential value u of U , we denote by $V^{U=u}$ the counterfactual variable corresponding to variable V that would have been observed in the counterfactual world following the hypothetical intervention $do(U = u)$. We work under the setting of Structural Causal Models [20], which especially entails that consistency conditions hold: for instance, $U = u$ implies $V = V^{U=u}$. In addition, we assume that positivity conditions hold [25]. For any possibly counterfactual random variables

V and U , and any causal model (Mod), we will use the notation $(V \perp\!\!\!\perp U)_{Mod}$ to denote independence between variables V and U under the causal model (Mod). We will further let $\mathbb{E}_{Mod}(V^{U=u})$ be the expectation of variable $V^{U=u}$ under causal model (Mod). We will mostly consider such expectations for Mod set to either the true causal longitudinal model (we will use indices L and LS for these longitudinal models when considering models involving instantaneous levels only, and summary variables, respectively) or the over-simplified model used for the analysis (we will use indices CS - standing for cross-sectional - and SV - standing for summary variables - for these models). In particular, a key quantity in our work is $ATE_L(\bar{x}_t; \bar{x}_t^*) = \mathbb{E}_L(Y^{\bar{X}_t=\bar{x}_t} - Y^{\bar{X}_t=\bar{x}_t^*})$, for any two given profiles \bar{x}_t and \bar{x}_t^* for the exposure of interest, and some time t . This quantity is one measure of the total effect [8, 31] of exposure up to time t on the outcome variable Y under a given longitudinal causal model (L), as for instance the one given in Figure 1 ($L-b$). More details will be given in Section 3. Because this quantity generally depends on the particular values for \bar{x}_t and \bar{x}_t^* , averaged total effects can be defined for appropriate weights $\omega(\bar{x}_t, \bar{x}_t^*)$ as $\sum_{\bar{x}_t} \sum_{\bar{x}_t^*} ATE_L(\bar{x}_t; \bar{x}_t^*) \omega(\bar{x}_t, \bar{x}_t^*)$, with the two sums over $\{0, 1\}^t$. We will also consider stratum-specific causal effects [12], with strata defined according to the levels of some possibly multivariate variable U

$$ATE_{L|U=u}(\bar{x}_t; \bar{x}_t^*) := \mathbb{E}_L(Y^{\bar{X}_t=\bar{x}_t} - Y^{\bar{X}_t=\bar{x}_t^*} | U = u), \quad (1)$$

and weighted averages of the form $\sum_u \sum_{\bar{x}_t} \sum_{\bar{x}_t^*} ATE_{L|U=u}(\bar{x}_t; \bar{x}_t^*) \omega(\bar{x}_t, \bar{x}_t^*, u)$, for appropriate weights $\omega(\bar{x}_t, \bar{x}_t^*, u)$.

Then, we need to introduce a specific symbol, \approx , to relate a causal effect defined under some over-simplified model to the quantity that is actually estimated in practice, and which is usually expressed under the true longitudinal causal model. Consider, *e.g.*, an over-simplified causal model (CS), under which the causal effect $ATE_{CS} := \mathbb{E}_{CS}(Y^{X_{t_0}=1} - Y^{X_{t_0}=0})$ can be identified through the formula $\mathbb{E}_{CS}(Y | X_{t_0} = 1) - \mathbb{E}_{CS}(Y | X_{t_0} = 0)$. Because this quantity will actually be estimated using data generated under the true longitudinal model, say (L), the quantity estimated in practice turns out to be $\mathbb{E}_L(Y | X_{t_0} = 1) - \mathbb{E}_L(Y | X_{t_0} = 0)$. We would then write $ATE_{CS} \approx \mathbb{E}_L(Y | X_{t_0} = 1) - \mathbb{E}_L(Y | X_{t_0} = 0)$. We shall stress that $ATE_{CS} \approx \mathbb{E}_L(Y | X_{t_0} = 1) - \mathbb{E}_L(Y | X_{t_0} = 0)$ does generally not imply $ATE_{CS} = \mathbb{E}_L(Y | X_{t_0} = 1) - \mathbb{E}_L(Y | X_{t_0} = 0)$, unless, *e.g.*, (CS) is correctly specified. For the sake of legibility, we will indistinctly use ATE_{CS} for both the causal effect and the quantity estimated in practice in the text.

In other respect, expectations and probabilities involving observed variables only will from now on be computed under the true longitudinal causal model, and so we will simply use notation like $\mathbb{E}(V)$ and $\mathbb{P}(V = v)$ for any observable variable V . Going back to the example above, we would therefore simply

write $ATE_{CS} \simeq \mathbb{E}(Y \mid X_{t_0} = 1) - \mathbb{E}(Y \mid X_{t_0} = 0)$, which means that the quantity estimated in practice when working under the over-simplified causal model (CS) is actually $\mathbb{E}_L(Y \mid X_{t_0} = 1) - \mathbb{E}_L(Y \mid X_{t_0} = 0)$. See, *e.g.*, the proof of Theorem 1 in Appendix A.1 for more details.

Finally, in our causal diagrams, we will use as usual simple solid arrows $U \longrightarrow V$ to denote that U is a potential cause of V , for any possibly multivariate random variables U and V . In addition, double dashed arrows $V \overset{\leftarrow}{\dashrightarrow} U$ will be used when (i) components of U may cause components of V , (ii) components of U may be caused by components of V , but (iii) any univariate component $\tilde{U} \subset U$ causing a univariate component $\tilde{V} \subset V$ cannot be caused by \tilde{V} . See Figure 2 for a simple example of a causal diagram involving such double dashed arrows. We shall stress that our double dashed arrows have a different meaning than the usual dashed double-headed arrow $V \longleftrightarrow U$ used in the literature [29, 30, 26] when the $(U - V)$ relationship may be confounded by unmeasured variables. Moreover, point (iii) ensures that the subgraph $V \overset{\leftarrow}{\dashrightarrow} U$ is still a directed acyclic graph (DAG).

3 The case when exposure variables are measured at inclusion in the study only

3.1 General model and results

A general causal model where a time-varying exposure $(X_t)_{t \geq 1}$ potentially causes an outcome Y , can be compactly represented as in Figure 2 (L). Here, variables $(Z_t)_{t \geq 1}$ are possibly multivariate, in which case their components may consist of pure mediators, pure confounders, as well as confounders influenced by the exposure of interest. Moreover, some components of Z_{t_0} may be unobserved in practice. At each time $t \in \llbracket 1; T \rrbracket$, X_t is a potential cause of Y and is potentially caused by all components of \bar{X}_{t-1} , and by some or all components of \bar{Z}_{t-1} and Z_t . At each time $t \in \llbracket 1; T \rrbracket$, Z_t is a potential cause of Y , whose components are potentially caused by \bar{X}_{t-1} and \bar{Z}_{t-1} . Components of Z_t that are not causes of X_t may further be caused by X_t . This general model could depict the case where the exposure of interest $(X_t)_{t \geq 1}$ stands for BMI at different ages, while the auxiliary variable $(Z_t)_{t \geq 1}$ would include measures of alcohol intake, physical activity and diet at different ages. Model ($L.ex4$) in Figure 2 provides a less compact representation of a particular example of this general model, with $t_0 = 2$, and $Z_t = (M_t, W_t)$, where $(W_t)_{t \geq 1}$ is a confounder affected by the exposure, and $(M_t)_{t \geq 1}$ a pure mediator.

Under such models, causal effects can be defined by considering hypothetical interventions on the full exposure profile $do(\bar{X} = \bar{x})$. However, epidemiologists are often interested in the assessment of the

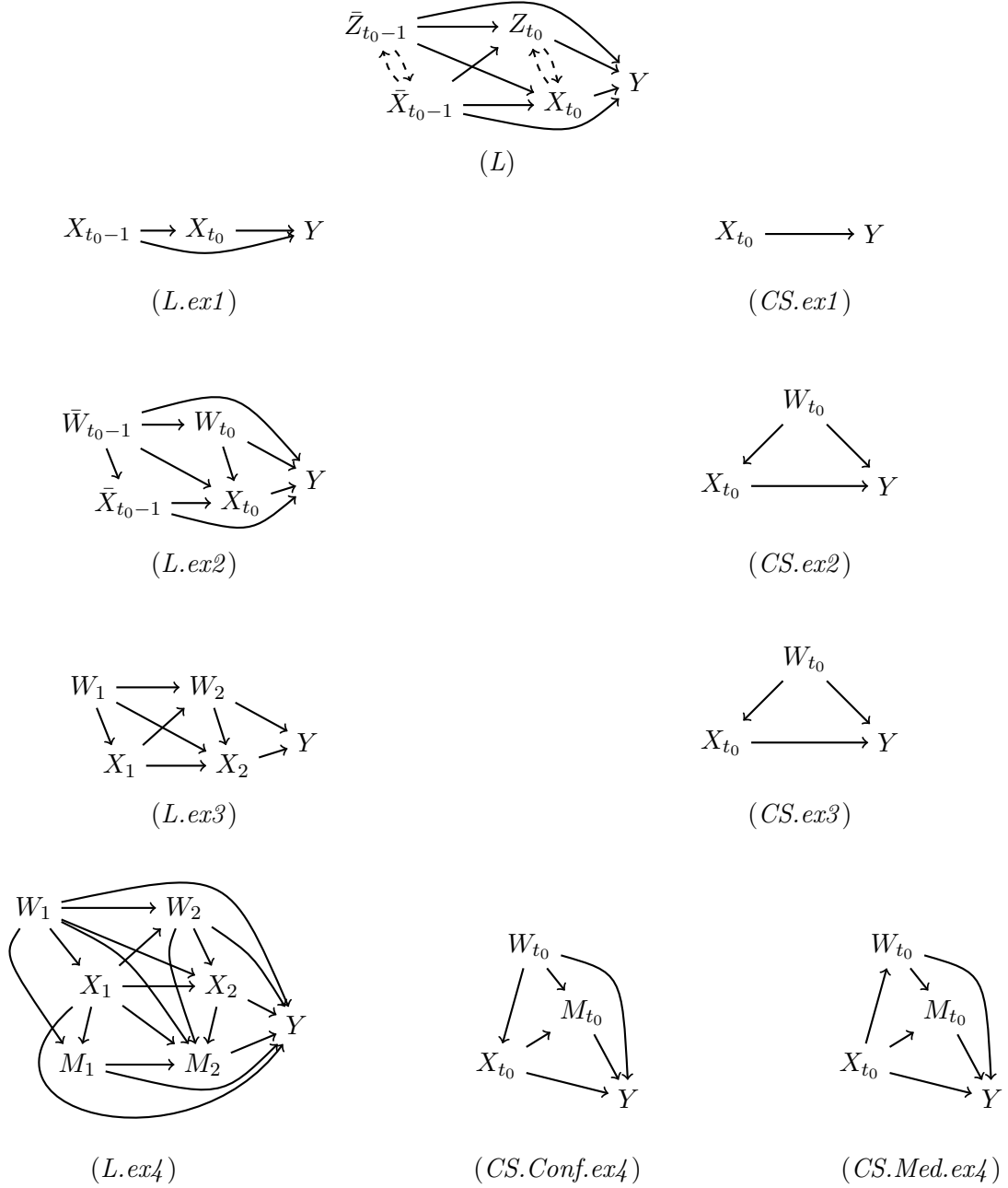


Figure 2 – (L) General longitudinal causal model with time-varying exposure of interest $(X_t)_{t \geq 1}$, and additional time-varying process $(Z_t)_{t \geq 1}$. Particular cases are presented in (L.ex1), (L.ex2), (L.ex3) and (L.ex4), along with their over-simplified counterparts in (CS.Conf.ex1), (CS.Conf.ex2), (CS.Conf.ex3), (CS.Conf.ex4), and (CS.Med.ex4). When the true longitudinal model is (L.ex4), with a time-varying confounder $(W_t)_{t \geq 1}$ affected by the exposure, two possible over-simplified counterparts can be considered, depending on whether $(W_t)_{t \geq 1}$ is mainly considered as a confounder or a mediator.

predictive role of the exposure of interest, so a more natural measure of the causal effect of exposure on the outcome is

$$ATE_L(\bar{x}_{t_0}; \bar{x}_{t_0}^*) := \mathbb{E}_L \left(Y^{\bar{X}_{t_0}=\bar{x}_{t_0}} - Y^{\bar{X}_{t_0}=\bar{x}_{t_0}^*} \right), \quad (2)$$

for any given exposure profiles up to time t_0 , \bar{x}_{t_0} and $\bar{x}_{t_0}^*$ in $\{0, 1\}^{t_0}$. Under some well known sets of assumptions on the causal model, including the consistency and sequential ignorability conditions [20, 24, 25], the causal effect in Equation (2) can be expressed in terms of observable variables only. It can then be estimated if data on the full history of the variables up to time t_0 is available, assuming that some positivity conditions hold [25]. We recall that such positivity conditions will be assumed to hold throughout this article.

However, when data on exposures are available at time t_0 only, $ATE_L(\bar{x}_{t_0}; \bar{x}_{t_0}^*)$ can generally not be estimated. As mentioned in the Introduction, it is then common practice to implicitly (i) overlook the time-varying nature of the exposures, (ii) work under an over-simplified causal model (*CS*), and (iii) consider the causal effect $ATE_{CS} := \mathbb{E}_{CS}(Y^{X_{t_0}=1} - Y^{X_{t_0}=0})$ as the causal measure of interest. For example, if the true causal longitudinal model is model (*L.ex4*) of Figure 2, but only information on Y , X_{t_0} , M_{t_0} and W_{t_0} is available, most practitioners would implicitly work under the over-simplified model (*CS.Conf.ex4*) given in Figure 2. Then, because $(Y^{X_{t_0}=x_{t_0}} \perp\!\!\!\perp X_{t_0} | W_{t_0})_{CS.Conf.ex4}$, the quantity of interest would be identified through

$$ATE_{CS.Conf.ex4} \simeq \sum_{w_{t_0} \times \mathbb{P}(W_{t_0}=w_{t_0})} [\mathbb{E}(Y | W_{t_0}=w_{t_0}, X_{t_0}=1) - \mathbb{E}(Y | W_{t_0}=w_{t_0}, X_{t_0}=0)]$$

It is noteworthy that, for some true longitudinal causal models, several over-simplified cross-sectional models may be considered. When the true causal longitudinal model is that of Figure 2 (*L.ex4*), practitioners may consider $(W_t)_t$ mainly as a confounder and work with the over-simplified model (*CS.Conf.ex4*), but they may also consider $(W_t)_t$ mainly as a mediator and work with model (*CS.Med.ex4*). Because $(Y^{X_{t_0}=x_{t_0}} \perp\!\!\!\perp X_{t_0})_{CS.Med.ex4}$, the quantity estimated in practice in the latter case would be $ATE_{CS.Med.ex4} \simeq \mathbb{E}(Y | X_{t_0}=1) - \mathbb{E}(Y | X_{t_0}=0)$.

Then, a natural question is whether - and how - the quantity estimated in practice when working under over-simplified causal models (*CS*) relates to the longitudinal causal effects under the true model (*L*), or to another causal effect of interest. Theorem 1 below presents a sufficient condition under which the quantity estimated in practice actually equals $ATE_L(1; 0) := \mathbb{E}_L(Y^{X_{t_0}=1} - Y^{X_{t_0}=0})$, the causal effect of

X_{t_0} (which of course usually differs from that of \bar{X}_{t_0} , but can still be seen as a causal effect of interest). Theorem 2 then presents a weaker sufficient condition under which ATE_{CS} expresses as a weighted average of stratum specific longitudinal total effects (1). Detailed proofs of these results are given in Appendix A.1 for Theorem 1, and Appendix A.2 for Theorem 2. In Section 3.2 below, we illustrate their implications by focusing on a few simple examples.

Theorem 1. *If condition (T1.Cond) below holds*

(T1.Cond) *There exists some observed $W_{t_0} \subset Z_{t_0}$ taking values in $\Omega_{W_{t_0}}$, such that $(Y^{X_{t_0}=x_{t_0}} \perp\!\!\!\perp X_{t_0}|W_{t_0})_{CS}$ and $(Y^{X_{t_0}=x_{t_0}} \perp\!\!\!\perp X_{t_0}|W_{t_0})_L$*

then the quantity estimated in practice equals $ATE_L(1;0) = \mathbb{E}_L(Y^{X_{t_0}=1} - Y^{X_{t_0}=0})$:

$$ATE_{CS} \simeq \sum_{w_{t_0} \in \Omega_{W_{t_0}}} [\mathbb{E}(Y | W_{t_0} = w_{t_0}, X_{t_0} = 1) - \mathbb{E}(Y | W_{t_0} = w_{t_0}, X_{t_0} = 0)] \times \mathbb{P}(W_{t_0} = w_{t_0}), \quad (3)$$

$$= ATE_L(1;0). \quad (4)$$

In particular, if condition (T1.Uncond) below holds

(T1.Uncond) *$(Y^{X_{t_0}=x_{t_0}} \perp\!\!\!\perp X_{t_0})_{CS}$ and $(Y^{X_{t_0}=x_{t_0}} \perp\!\!\!\perp X_{t_0})_L$*

then

$$ATE_{CS} \simeq \mathbb{E}(Y | X_{t_0} = 1) - \mathbb{E}(Y | X_{t_0} = 0) = ATE_L(1;0).$$

Theorem 2. *If condition (T2.Cond) below holds*

(T2.Cond) *There exists some observed $W_{t_0} \subset Z_{t_0}$ taking values in $\Omega_{W_{t_0}}$, such that $(Y^{X_{t_0}=x_{t_0}} \perp\!\!\!\perp X_{t_0}|W_{t_0})_{CS}$ and $(Y^{\bar{X}_{t_0}=\bar{x}_{t_0}} \perp\!\!\!\perp \bar{X}_{t_0} | W_{t_0})_L$*

then the quantity estimated in practice

$$\begin{aligned} ATE_{CS} &\simeq \sum_{w_{t_0} \in \Omega_{W_{t_0}}} [\mathbb{E}(Y | W_{t_0} = w_{t_0}, X_{t_0} = 1) - \mathbb{E}(Y | W_{t_0} = w_{t_0}, X_{t_0} = 0)] \times \mathbb{P}(W_{t_0} = w_{t_0}), \\ &= \sum_{w_{t_0} \in \Omega_{W_{t_0}}} \sum_{\substack{\bar{x}_{t_0-1} \in \{0,1\}^{t_0-1} \\ \bar{x}_{t_0-1}^* \in \{0,1\}^{t_0-1}}} \{ATE_{L|W_{t_0}=w_{t_0}}((\bar{x}_{t_0-1}, 1); (\bar{x}_{t_0-1}^*, 0)) \\ &\quad \times \mathbb{P}(\bar{X}_{t_0-1} = \bar{x}_{t_0-1} | X_{t_0} = 1, W_{t_0} = w_{t_0}) \\ &\quad \times \mathbb{P}(\bar{X}_{t_0-1} = \bar{x}_{t_0-1}^* | X_{t_0} = 0, W_{t_0} = w_{t_0}) \\ &\quad \times \mathbb{P}(W_{t_0} = w_{t_0})\}. \end{aligned} \quad (5)$$

In particular, if condition (T2.Uncond) below holds

$$(T2.Uncond) \quad (Y^{X_{t_0}=x_{t_0}} \perp\!\!\!\perp X_{t_0})_{CS} \text{ and } (Y^{\bar{X}_{t_0}=\bar{x}_{t_0}} \perp\!\!\!\perp \bar{X}_{t_0})_L$$

then

$$\begin{aligned} ATE_{CS} &\simeq \mathbb{E}(Y \mid X_{t_0} = 1) - \mathbb{E}(Y \mid X_{t_0} = 0) \\ &= \sum_{\substack{\bar{x}_{t_0-1} \in \{0,1\}^{t_0-1} \\ \bar{x}_{t_0-1}^* \in \{0,1\}^{t_0-1}}} \left\{ ATE_L((\bar{x}_{t_0-1}, 1); (\bar{x}_{t_0-1}^*, 0)) \right. \\ &\quad \times \mathbb{P}(\bar{X}_{t_0-1} = \bar{x}_{t_0-1} \mid X_{t_0} = 1) \\ &\quad \left. \times \mathbb{P}(\bar{X}_{t_0-1} = \bar{x}_{t_0-1}^* \mid X_{t_0} = 0) \right\}. \end{aligned} \quad (6)$$

Theorem 1 states that whenever there exists a set of observed variables that satisfies the ignorability condition for the exposure at time t_0 , X_{t_0} , and the outcome under both the true and over-simplified causal models, then, the quantity estimated in practice equals the longitudinal total effect $ATE_L(1;0)$. In the same way, Theorem 2 states that whenever there exists a set of observed variables that satisfies (i) the ignorability condition for the whole time-varying exposure profile, \bar{X}_{t_0} , and the outcome under the true longitudinal model, and (ii) the ignorability condition for the exposure at time t_0 , X_{t_0} , and the outcome under the over-simplified causal model, then the quantity estimated in practice can be written in terms of stratum specific longitudinal total effects.

3.2 Examples and illustration of the general results

When the conditions of Theorem 1 and Theorem 2 are not satisfied, the quantity estimated in practice has to be interpreted with caution as its relationship with causal effects of interest usually remains unclear. See for example Web Supplementary Material 6.1 where the case of the model (*L.ex2*) given in Figure 2 is described in details. However, the conditions of our theorems being sufficient conditions only, there are a few cases where they are not satisfied but ATE_{CS} is still an informative measure of the exposure effect. For example, denote by (*L.ex2'*) and (*CS.ex2'*) the versions of (*L.ex2*) and (*CS.ex2*), respectively, after removing the arrow from X_{t_0} to Y . In this particular case where X_{t_0} has no causal effect on Y and only a pure time-varying confounder is present, we have $(Y \perp\!\!\!\perp \bar{X}_{t_0} \mid \bar{W}_{t_0})_{L.ex2'}$, but we do not have $(Y \perp\!\!\!\perp \bar{X}_{t_0} \mid W_{t_0})_{L.ex2'}$, so the conditions of our Theorems are not satisfied. Nevertheless, we still have $ATE_{CS.ex2'} = 0$, and the inference under the over-simplified model is valid. However, we shall stress that ATE_{CS} can also be null in other situations where the exposure does affect the outcome, even when the condition of Theorem 2 is satisfied (we will get back to this point below).

When the conditions of Theorem 1 are satisfied, the interpretation of ATE_{CS} is straightforward as it simply equals $ATE_L(1; 0)$. However, unsurprisingly, these conditions are very restrictive. For example, the condition $(Y^{X_{t_0}=x_{t_0}} \perp\!\!\!\perp X_{t_0} \mid W_{t_0})_L$ is generally not satisfied under models (*L.ex1*), (*L.ex2*) and (*L.ex4*) given in Figure 2, because \bar{X}_{t_0-1} , and possibly \bar{W}_{t_0-1} , act as unmeasured confounders for the $(X_{t_0} - Y)$ relationship, but are ignored in the over-simplified models. On the other hand, the conditions of Theorem 1 are verified under the very simple models (*L-a*) of Figure 1 and (*L.ex3*) of Figure 2, as well as under particular cases of model (*L.ex2*), *e.g.*, when there is no arrow from \bar{X}_{t_0-1} to Y nor from \bar{W}_{t_0-1} to Y .

Before discussing the interpretation of ATE_{CS} under the conditions of Theorem 2, we shall stress that these conditions are quite restrictive too. In particular, they are not satisfied under model (*L.ex4*) of Figure 2, where $(W_t)_{t>1}$ is a confounder affected by the exposure. Under this model, sequential ignorability holds: $(Y^{\bar{X}_{t_0}=\bar{x}_{t_0}} \perp\!\!\!\perp X_1 \mid W_1)_{L.ex4}$ and $(Y^{\bar{X}_{t_0}=\bar{x}_{t_0}} \perp\!\!\!\perp \bar{X}_t \mid \{\bar{W}_t, \bar{X}_{t-1}\})_{L.ex4}$ for any $t \in \llbracket 2; t_0 \rrbracket$ [24, 8, 12]. But the conditions of Theorem 2 are not satisfied: we neither have $(Y^{\bar{X}_{t_0}=\bar{x}_{t_0}} \perp\!\!\!\perp \bar{X}_{t_0} \mid \bar{W}_{t_0})_{L.ex4}$ nor $(Y^{\bar{X}_{t_0}=\bar{x}_{t_0}} \perp\!\!\!\perp \bar{X}_{t_0} \mid W_{t_0})_{L.ex4}$, because $(W_t)_{t>1}$ acts as both a confounder and a mediator in the $(\bar{X}_{t_0} - Y)$ relationship. The conditions of Theorem 2 are generally not satisfied either under model (*L.ex2*) of Figure 2, because \bar{W}_{t_0-1} affects Y not through W_{t_0} and X_{t_0} only, and therefore acts as an unmeasured confounder in the $(\bar{X}_{t_0} - Y)$ relationship, which is ignored in model (*CS.ex2*).

We will now discuss the interpretability of ATE_{CS} when conditions of Theorem 2 are satisfied by focusing on the simple example of model (*L.ex1*) and its simplified counterpart (*CS.ex1*) in Figure 2. Here, we have $(Y^{\bar{X}_{t_0}=\bar{x}_{t_0}} \perp\!\!\!\perp \bar{X}_{t_0})_{L.ex1}$ and $(Y^{X_{t_0}=x_{t_0}} \perp\!\!\!\perp X_{t_0})_{CS.ex1}$, so that Theorem 2 ensures that $ATE_{CS.ex1}$ is a weighted sum of the longitudinal total effects that compare any possible pairs of exposure profiles up to time t_0 , one of which terminating with $X_{t_0} = 0$ and the other one with $X_{t_0} = 1$ (see Equation (6)). However, the relevance of this particular weighted average is generally questionable. Indeed, because of the non-negative weights for terms like $ATE_{L.ex1}((\mathbf{0}_{t_0-1}, 1); (\mathbf{1}_{t_0-1}, 0))$, $ATE_{CS.ex1}$ can be null even for models under which each X_t , for $t = 1, \dots, t_0$, has a, say, positive effect on Y . This particular case illustrates that ATE_{CS} generally has to be interpreted with caution even when conditions of Theorem 2 are satisfied.

The interpretation of the weighted average in Equation (6) is more straightforward if profiles \bar{x}_{t_0-1} associated with large weights $\mathbb{P}(\bar{X}_{t_0-1} = \bar{x}_{t_0-1} \mid X_{t_0} = 1)$ correspond to globally more exposed profiles than the profiles $\bar{x}_{t_0-1}^*$ associated with large weights $\mathbb{P}(\bar{X}_{t_0-1} = \bar{x}_{t_0-1}^* \mid X_{t_0} = 0)$. In particular, this is the case when the exposure is “stable”, more precisely when $X_t = 1 \Rightarrow X_{t'} = 1$ for all $t' \geq t$. This stability assumption can be seen as a reasonable assumption (or approximation) for exposures such as obesity for

instance. When it is satisfied, the only exposure profile that terminates with $x_{t_0} = 0$ is $\bar{x}_{t_0} = \mathbf{0}_{t_0}$, and, under model $(L.ex1)$, ATE_{CS} then reduces to

$$\sum_{i=0}^{t_0-1} ATE_L((\mathbf{0}_i, \mathbf{1}_{t_0-i}); \mathbf{0}_{t_0}) \times \mathbb{P}(\bar{X}_{t_0-1} = (\mathbf{0}_i, \mathbf{1}_{t_0-i-1}) \mid X_{t_0} = 1). \quad (7)$$

The stability assumption then guarantees that ATE_{CS} is a weighted sum of all the longitudinal causal effects comparing the ever-exposed profiles to the single never-exposed profile. Weights in the equation above are sensible as they correspond to the actual proportions of subjects with exposure profiles $(\mathbf{0}_i, \mathbf{1}_{t_0-i})_{i \in \llbracket 0, t_0-1 \rrbracket}$ among the subpopulation of exposed individuals at time t_0 . Therefore, ATE_{CS} can be regarded as a meaningful quantity under model $(L.ex1)$ if the stability assumption further holds. The fact that ATE_{CS} is a meaningful quantity under the stability assumption extends to the situation where a time-invariant observed confounder W is added to model $(L.ex1)$. However, we recall that if the confounder is time-varying, as in Figure 2 $(L.ex2)$, the conditions of Theorem 2 are not satisfied, and ATE_{CS} has usually no clear meaning, even when both the exposure and confounder processes are stable. We refer to Web Supplementary Material 6.1 for more details on this particular case.

To recap, when only instantaneous levels of exposures at inclusion are available, the quantity estimated in practice when working under over-simplified models has generally to be interpreted with caution, even when the conditions of Theorem 2 are satisfied. Except for a few exceptions, and unsurprisingly, the quantity estimated in practice can only be unambiguously related to causal effects of interest when the conditions of Theorem 1 are satisfied. We have shown this was notably the case under model $(L-a)$ of Figure 1, where the effect of \bar{X}_{t_0} on the outcome is entirely mediated by X_{t_0} . Interestingly, this situation arises as a particular case of the model presented in Figure 1 $(L-c)$ where a summary variable \mathcal{X} is assumed to mediate the whole effect of \bar{X}_{t_0} on the outcome. In the following Section, we consider more general situations where data collected at time t_0 corresponds to such summary measures of past levels of exposures, as is sometimes assumed, or implicitly assumed, in epidemiological studies.

4 The case when summaries of past levels of exposures are available

4.1 General models and results

We will now turn our attention to the situation where data collected at time t_0 concerns summary measures of past levels of exposures, and where the whole effect of exposures on the outcome Y is captured by these summary measures [4, 16, 9, 35, 36, 11, 22, 3]. A general representation of such models

is given in Figure 3 (*LS*), where, as in the previous section, $(Z_t)_{t \geq 1}$ can be multivariate, and so can \mathcal{Z} . Moreover, some components of \mathcal{Z} may be unobserved. Again, $(X_t)_{t \geq 1}$ could stand for BMI at different ages, and $(Z_t)_{t \geq 1}$ could include measures of alcohol intake, physical activity and diet at different ages, while \mathcal{X} and \mathcal{Z} would be any appropriate summary measures of \bar{X}_{t_0} and \bar{Z}_{t_0} , respectively. The simplest model of this form is the one given in Figure 1 (*L-c*), and corresponds to the absence of any confounding process. Other examples are given in Figure 3; we will present them in more details below.

Let us first discuss about the causal effects of interest in this setting. Distinct exposure profiles \bar{x}_{t_0} leading to $\mathcal{X} = x$, for any potential value x of \mathcal{X} , can be seen as distinct versions of the “compound treatment” x [13, 32], in the particular case where versions precede what we will refer to as treatment \mathcal{X} , or x , below. Moreover, because summary variables are deterministic functions of exposure profiles, interventions on the latter, but not on the former, can be implemented in practice. As a result, $Y^{\mathcal{X}=x}$, although mathematically grounded, may not have a clear practical meaning. Then, and as we will now describe, causal effects of natural interest under models involving summary variables actually depend on whether or not the versions of \mathcal{X} are relevant [13].

Adopting the same terminology as in [13], we will say that versions of treatment \mathcal{X} are irrelevant, when all versions \bar{x}_{t_0} leading to $\mathcal{X} = x$ also lead to the same effect on the outcome, or, more precisely when condition (*Irrel*) below holds:

$$(Irrel) \quad Y^{\bar{X}_{t_0}=\bar{x}_{t_0}} = Y^{\mathcal{X}=x} \text{ for any } \bar{x}_{t_0} \text{ such that } \bar{X}_{t_0} = \bar{x}_{t_0} \Rightarrow \mathcal{X} = x.$$

When the versions are irrelevant, as in model (*L-c*) of Figure 1 for example, we have $ATE_{LS}(\bar{x}_{t_0}; \bar{x}_{t_0}^*) = ATE_{LS}(x; x^*) = \mathbb{E}_{LS}(Y^{\mathcal{X}=x} - Y^{\mathcal{X}=x^*})$, for any \bar{x}_{t_0} and $\bar{x}_{t_0}^*$ leading to $\mathcal{X} = x$ and $\mathcal{X} = x^*$, respectively. As a result, $\mathbb{E}_{LS}(Y^{\mathcal{X}=x} - Y^{\mathcal{X}=x^*})$ is well-defined and constitutes a causal effect of interest.

On the other hand, we will say that versions of the treatment are relevant when $Y^{\bar{X}_{t_0}=\bar{x}_{t_0}}$ and $Y^{\bar{X}_{t_0}=\bar{x}_{t_0}'}$ may be different even though \bar{x}_{t_0} and \bar{x}_{t_0}' are two exposure profiles leading to the same value x for \mathcal{X} . For example, this is typically the case under model (*LS*) of Figure 3, since \bar{X}_{t_0} affects Y not only through \mathcal{X} but also through some components of \mathcal{Z} . Indeed, we can have $\mathcal{Z}^{\bar{X}_{t_0}=\bar{x}_{t_0}} \neq \mathcal{Z}^{\bar{X}_{t_0}=\bar{x}_{t_0}'}$, and, in turn $Y^{\bar{X}_{t_0}=\bar{x}_{t_0}} \neq Y^{\bar{X}_{t_0}=\bar{x}_{t_0}'}$, for some exposure profiles \bar{x}_{t_0} and \bar{x}_{t_0}' leading to the same value $\mathcal{X} = x$. Then, when versions are relevant, we typically have $ATE_{LS}(\bar{x}_{t_0}; \bar{x}_{t_0}^*) \neq ATE_{LS}(\bar{x}_{t_0}'; \bar{x}_{t_0}'^*)$, even if both \bar{x}_{t_0} and \bar{x}_{t_0}' lead to $\mathcal{X} = x$ and both $\bar{x}_{t_0}^*$ and $\bar{x}_{t_0}'^*$ lead to $\mathcal{X} = x^*$. Therefore, although still mathematically grounded, the quantity $ATE_{LS}(x; x^*) = \mathbb{E}_{LS}(Y^{\mathcal{X}=x} - Y^{\mathcal{X}=x^*})$ is not well defined from a “practical point of view”,

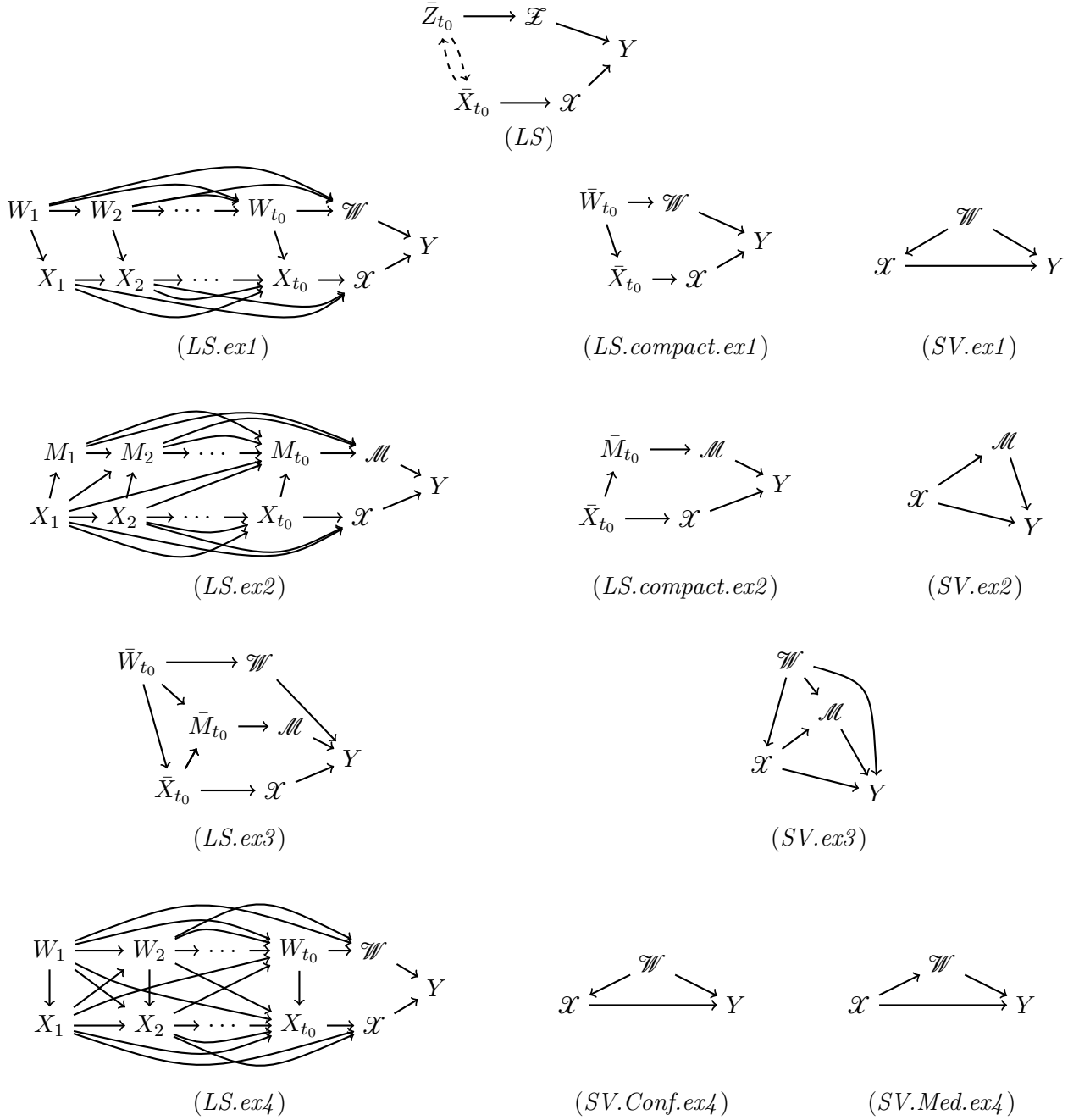


Figure 3 – (LS) General longitudinal causal model with time-varying exposure of interest $(X_t)_{t \geq 1}$, and a additional time-varying process $(Z_t)_{t \geq 1}$, in the situation where exposure profiles only affect the outcome through some summary variables \mathcal{X} and \mathcal{Z} . Particular cases are presented in (LS.ex1) (or more compactly in (LS.compact.ex1)), (LS.ex2) (or more compactly in (LS.compact.ex2)), (LS.ex3) and (LS.ex3), along with their over-simplified counterparts in (SV.ex1), (SV.ex2), (SV.ex3), (SV.Conf.ex4), and (SV.Med.ex4). When the true longitudinal model is (LS.ex4), with a time-varying confounder $(W_t)_{t \geq 1}$ affected by the exposure, two possible over-simplified counterparts can be considered, depending on whether $(W_t)_{t \geq 1}$ is mainly considered as a confounder or a mediator.

and cannot be considered as a quantity of interest. Among other possibilities, the quantity

$$\begin{aligned} & \sum_{x_{t_0}} \{ \mathbb{E}_{LS}(Y^{\bar{x}_{t_0}}) \times \mathbb{P}(\bar{X}_{t_0} = \bar{x}_{t_0} \mid \mathcal{X} = x) \} - \sum_{x_{t_0}^*} \{ \mathbb{E}_{LS}(Y^{\bar{x}_{t_0}^*}) \times \mathbb{P}(\bar{X}_{t_0} = \bar{x}_{t_0}^* \mid \mathcal{X} = x^*) \} \\ &= \sum_{\bar{x}_{t_0}} \sum_{\bar{x}_{t_0}^*} \{ ATE_{LS}(\bar{x}_{t_0}; \bar{x}_{t_0}^*) \times \mathbb{P}(\bar{X}_{t_0} = \bar{x}_{t_0} \mid \mathcal{X} = x) \times \mathbb{P}(\bar{X}_{t_0} = \bar{x}_{t_0}^* \mid \mathcal{X} = x^*) \}, \end{aligned} \quad (8)$$

can be regarded as a causal effect of interest. It corresponds to the difference between the expectation of the outcome in the following two counterfactual populations. In the first one, for any profile \bar{x}_{t_0} leading to $\mathcal{X} = x$, a proportion $\mathbb{P}(\bar{X}_{t_0} = \bar{x}_{t_0} \mid \mathcal{X} = x)$ of the individuals undergo the intervention $do(\bar{X}_{t_0} = \bar{x}_{t_0})$. This can be regarded as a natural way to “implement” $do(\mathcal{X} = x)$ in the population. In the second counterfactual population, for any profile $\bar{x}_{t_0}^*$ leading to x^* , a proportion $\mathbb{P}(\bar{X}_{t_0} = \bar{x}_{t_0}^* \mid \mathcal{X} = x^*)$ of the individuals undergo the intervention $do(\bar{X}_{t_0} = \bar{x}_{t_0}^*)$, which is again a natural way to “implement” $do(\mathcal{X} = x^*)$ in the population. Other averages could be considered, such as weighted averages of longitudinal stratum-specific causal effects. In addition, we shall stress that the interpretability of such quantity is not always straightforward, as was already the case for the weighted averages in Theorem 2 of Section 3; we will get back to this point later.

Irrespective of the relevance of the treatment, when only data on \mathcal{X} and \mathcal{Z} are considered or available, practitioners generally (i) overlook the time-varying nature of the exposures, (ii) work under an over-simplified causal model (SV), and (iii) consider the causal effect $ATE_{SV}(x; x^*) = \mathbb{E}_{SV}(Y^{\mathcal{X}=x} - Y^{\mathcal{X}=x^*})$, for any $x \neq x^*$, as the causal effect of interest. For example, when the true longitudinal model is model ($LS.ex1$) given in Figure 3, they would implicitly work under model ($SV.ex1$), while they would typically work under the simplified model ($SV.ex2$) if the true model is ($LS.ex2$). Again, there are true longitudinal models under which distinct over-simplified models may be considered in practice. Depending on whether $(W_t)_{t \geq 1}$ is considered to mainly act as a confounder or a mediator under the model ($LS.ex4$) of Figure 3, practitioners would work under either model ($SV.Conf.ex4$) or model ($SV.Med.ex4$).

In any case, given an over-simplified model (SV), the causal measure of interest $ATE_{SV}(x; x^*)$ would be estimated in practice and, again, a natural question is whether - and how - this quantity relates to the longitudinal causal effects under the true longitudinal model (LS). Here again, we will use ATE_{SV} when referring to either the causal effect or the quantity estimated in practice in the text. Theorem 3 presents a sufficient condition under which the quantity estimated in practice expresses as a weighted average of stratum specific longitudinal total effects. It is the analogue of Theorem 2 in Section 3.1.

Theorem 3. *If condition (T3.Cond) below holds*

(T3.Cond) There exists some observed $\mathcal{W} \subset \mathcal{Z}$ taking its values in $\Omega_{\mathcal{W}}$, such that $(Y^{\mathcal{X}=x} \perp\!\!\!\perp \mathcal{X} \mid \mathcal{W})_{SV}$ and $\mathcal{W} (Y^{\bar{X}_{t_0}=\bar{x}_{t_0}} \perp\!\!\!\perp \bar{X}_{t_0} \mid \mathcal{W})_{LS}$

then the quantity estimated in practice

$$ATE_{SV}(x; x^*) \simeq \sum_{w \in \Omega_{\mathcal{W}}} [\mathbb{E}(Y \mid \mathcal{W} = w, \mathcal{X} = x) - \mathbb{E}(Y \mid \mathcal{W} = w, \mathcal{X} = x^*)] \times \mathbb{P}(\mathcal{W} = w),$$

equals

$$\begin{aligned} \sum_{w \in \Omega_{\mathcal{W}}} \sum_{\substack{\bar{x}_{t_0} \in \{0,1\}^{t_0} \\ \bar{x}_{t_0}^* \in \{0,1\}^{t_0}}} \{ATE_{LS|\mathcal{W}=w}(\bar{x}_{t_0}; \bar{x}_{t_0}^*) \times \mathbb{P}(\bar{X}_{t_0} = \bar{x}_{t_0} \mid \mathcal{X} = x, \mathcal{W} = w) \\ \times \mathbb{P}(\bar{X}_{t_0} = \bar{x}_{t_0}^* \mid \mathcal{X} = x^*, \mathcal{W} = w) \\ \times \mathbb{P}(\mathcal{W} = w)\}. \end{aligned} \quad (9)$$

In particular, if condition (T3.Uncond) below holds

(T3.Uncond) $(Y^{\mathcal{X}=x} \perp\!\!\!\perp \mathcal{X})_{SV}$ and $(Y^{\bar{X}_{t_0}=\bar{x}_{t_0}} \perp\!\!\!\perp \bar{X}_{t_0})_{LS}$

then

$$\begin{aligned} ATE_{SV}(x; x^*) &\simeq \mathbb{E}(Y \mid \mathcal{X} = x) - \mathbb{E}(Y \mid \mathcal{X} = x^*), \\ &= \sum_{\substack{\bar{x}_{t_0} \in \{0,1\}^{t_0} \\ \bar{x}_{t_0}^* \in \{0,1\}^{t_0}}} \{ATE_{LS}(\bar{x}_{t_0}; \bar{x}_{t_0}^*) \times \mathbb{P}(\bar{X}_{t_0} = \bar{x}_{t_0} \mid \mathcal{X} = x) \\ &\quad \times \mathbb{P}(\bar{X}_{t_0} = \bar{x}_{t_0}^* \mid \mathcal{X} = x^*)\}. \end{aligned} \quad (10)$$

An analogue of Theorem 1 could be given too: if there exists some observed $\mathcal{W} \subset \mathcal{Z}$ taking values in $\Omega_{\mathcal{W}}$, such that $(Y^{\mathcal{X}=x} \perp\!\!\!\perp \mathcal{X} \mid \mathcal{W})_{SV}$ and $(Y^{\mathcal{X}=x} \perp\!\!\!\perp \mathcal{X} \mid \mathcal{W})_{LS}$, then the quantity estimated in practice equals $ATE_{LS}(x, x')$. However, the latter quantity being generally not-well defined from a practical point-of-view unless condition (Irrel) holds, we consider a slightly stronger sufficient condition in Theorem 4 below.

Theorem 4. Assume that condition (Irrel) holds. If, in addition, either condition (T3.Cond) or (T3.Uncond) holds, then

$$ATE_{SV}(x; x^*) \simeq ATE_{LS}(x; x^*) = ATE_{LS}(\bar{x}_{t_0}; \bar{x}_{t_0}^*),$$

for any \bar{x}_{t_0} and $\bar{x}_{t_0}^*$ leading to $\mathcal{X} = x$ and $\mathcal{X} = x^*$, respectively.

Detailed proofs of Theorems 3 and 4 are given in Appendices B.1 and B.2, respectively. In Section 4.2, we illustrate their implications by focusing on a few simple examples.

4.2 Examples and illustration of the general results

When the conditions of Theorem 4 are satisfied, the interpretation of the quantity estimated in practice, $ATE_{SV}(x; x^*)$, is straightforward as it equals $ATE_{LS}(\bar{x}_{t_0}; \bar{x}_{t_0}^*)$ for any \bar{x}_{t_0} and $\bar{x}_{t_0}^*$ leading to $\mathcal{X} = x$ and $\mathcal{X} = x^*$, respectively. However, these conditions are very restrictive. Among the examples presented in Figure 3, they are only satisfied under model (*LS.ex1*), for which the over-simplified counterpart is model (*SV.ex1*). As made clearer below, condition (*Irrel*) is not satisfied for models (*LS.ex2*), (*LS.ex3*), and (*LS.ex4*) of Figure 3. On the other hand, under model (*LS.ex1*), versions are irrelevant, and we further have $(Y^{\mathcal{X}=x} \perp\!\!\!\perp \mathcal{X} \mid \mathcal{W})_{SV.ex1}$ and $(Y^{\bar{X}_{t_0}=\bar{x}_{t_0}} \perp\!\!\!\perp \bar{X}_{t_0} \mid \mathcal{W})_{LS.ex1}$. Therefore, the conditions of Theorem 4 are satisfied, and even if model (*SV.ex1*) is misspecified (\mathcal{W} is not a confounder for the $(\mathcal{X} - Y)$ relationship under the true model (*LS.ex1*)), the parameter estimated under this over-simplified model retains the parameter of interest $ATE_L(x; x^*)$. In other words, observing \mathcal{X} and \mathcal{W} is sufficient to infer the causal effect of \bar{X}_{t_0} on Y under model (*LS.ex1*).

Below, we will discuss the interpretability of the weighted average in Equations (9) and (10) when the conditions of Theorem 3 are satisfied. Before that, we shall stress that these conditions are also quite restrictive. They are satisfied in the pure mediation setting, in the absence of further confounding, as depicted in model (*LS.ex2*) of Figure 3; see model (*SV.ex2*) for its over-simplified counterpart. First note that, because \bar{X}_{t_0} has an effect on the outcome not only through \mathcal{X} but also through \mathcal{M} under this model, treatment versions are relevant as mentioned above. Nevertheless, $(Y^{\mathcal{X}=x} \perp\!\!\!\perp \mathcal{X})_{SV.ex2}$ and $(Y^{\bar{X}_{t_0}=\bar{x}_{t_0}} \perp\!\!\!\perp \bar{X}_{t_0})_{LS.ex2}$, so that Theorem 3 ensures that $ATE_{SV}(x; x^*)$ expresses as the weighted average of longitudinal total effects given in Equation (10). The conditions of Theorem 3 are still satisfied in the presence of an additional time-invariant pure confounder. But, they are not satisfied anymore if the additional confounder is time-varying, as in model (*LS.ex3*): because of the presence of a time-varying mediator and of a time-varying confounder, \mathcal{W} is no longer sufficient to block all back-door paths between \bar{X}_{t_0} and Y (except if \bar{W}_{t_0} has no direct effect on \bar{M}_{t_0}). Consequently, if the true model is (*LS.ex3*), the quantity estimated in practice generally has to be interpreted with caution. See Web Supplementary Material 7.1 for more details. Interestingly, this is in sharp contrast with the scenario of model (*LS.ex1*), where only a time-varying pure confounder, and no time-varying pure mediator, was present, and in which case we have already explained that Theorem 4 guaranteed that ATE_{SV} had a clear interpretation. In other words, in the presence of time-varying confounding, the existence of a time-varying mediator is

crucial, although it is generally overlooked when the focus is on the estimation of total effects: if there exists a time-varying mediator on top of the time-varying confounder, the conditions of Theorem 3 are not satisfied, and information on summary variables is generally not enough to derive interpretable causal effects.

Another simple example where the conditions of Theorem 3, and *a fortiori*, those of Theorem 4, are not satisfied arises when a time-varying confounder is affected by the exposure of interest, as in Figure 3 (*LS.ex4*). First, treatment versions are relevant in this case, since \bar{X}_{t_0} has an effect on the outcome not only through \mathcal{X} , but also through \mathcal{W} . Moreover, we recall that in this case, two over-simplified models, (*SV.Conf.ex4*) and (*SV.Med.ex4*), may be considered, depending on whether $(W_t)_{t \geq 1}$ is mainly regarded as a confounder or a mediator. Irrespective of the considered over-simplified model, the conditions of Theorem 3 are not satisfied. Indeed, while sequential ignorability holds (more precisely, $(Y^{\bar{X}_{t_0}=\bar{x}_{t_0}} \perp\!\!\!\perp X_1 \mid W_1)_{LS.ex4}$ and $(Y^{\bar{X}_{t_0}=\bar{x}_{t_0}} \perp\!\!\!\perp \bar{X}_t \mid \{\bar{W}_t, \bar{X}_{t-1}\})_{LS.ex4}$, for any $t \in \llbracket 2; t_0 \rrbracket$), we do not have $(Y^{\bar{X}_{t_0}=\bar{x}_{t_0}} \perp\!\!\!\perp \bar{X}_{t_0} \mid \mathcal{W})_{LS.ex4}$, and we do not have $(Y^{\bar{X}_{t_0}=\bar{x}_{t_0}} \perp\!\!\!\perp \bar{X}_{t_0})_{LS.ex4}$ either, because $(W_t)_{t > 1}$ acts as both a confounder and a mediator in the $(\bar{X}_{t_0} - Y)$ relationship. Therefore, and as detailed in Web Supplementary Material 7.2, the quantity estimated under an over-simplified model has to be interpreted with caution if the true longitudinal model is (*L.ex4*), as it generally differs from the causal effects of interest.

We will now provide numerical examples to illustrate the magnitude of these differences. We consider a causal model of the same form as (*LS.ex4*) in Figure 3, with $t_0 = 5$, binary variables X_t and W_t for all $t = 1, \dots, 5$, and a continuous outcome Y . For any variable U involved in this model, denote the exogenous variable and structural function corresponding to U by ξ_U and f_U , respectively. We consider the causal model where $\xi_Y \sim \mathcal{N}(0, 1)$ while all other exogenous variables are univariate random variables uniformly distributed on $[0, 1]$, and

$$\begin{aligned} f_{W_1}(\xi_{W_1}) &= \mathbb{1}\{W_1 \leq 0.1\}, \\ f_{X_1}(W_1, \xi_{X_1}) &= \mathbb{1}\{X_1 \leq \text{expit}(\alpha W_1 + c_{X_1})\}, \\ f_{W_t}(\bar{W}_{t-1}, \bar{X}_{t-1}, \xi_{W_t}) &= \mathbb{1}\left\{W_t \leq \text{expit}\left(\gamma \sum_{t' < t} W_{t'} + \rho \alpha X_{t-1} + c_{W_t}\right)\right\}, \forall t \in \llbracket 2; t_0 \rrbracket, \\ f_{X_t}(\bar{W}_t, \bar{X}_{t-1}, \xi_{X_t}) &= \mathbb{1}\left\{X_t \leq \text{expit}\left(\alpha \sum_{t' \leq t} W_{t'} + \beta X_{t-1} + c_{X_t}\right)\right\}, \forall t \in \llbracket 2; t_0 \rrbracket, \\ f_Y(\mathcal{X}, \mathcal{W}, \xi_Y) &= \mu_0 + \mu_X \mathcal{X} - \mu_W \mathcal{W} + \xi_Y. \end{aligned} \tag{11}$$

Here $\text{expit}(\cdot)$ denotes the sigmoid function, $\mathbb{1}\{\cdot\}$ denotes the indicator function, $\mathcal{X} = \mathbb{1}(\sum_{t=1}^{t_0} X_t \geq 3)$ and $\mathcal{W} = \mathbb{1}(\sum_{t=1}^{t_0} W_t \geq 3)$. Constant terms c_{W_1} , c_{W_t} , and c_{X_t} were chosen so that prevalences of X_t and

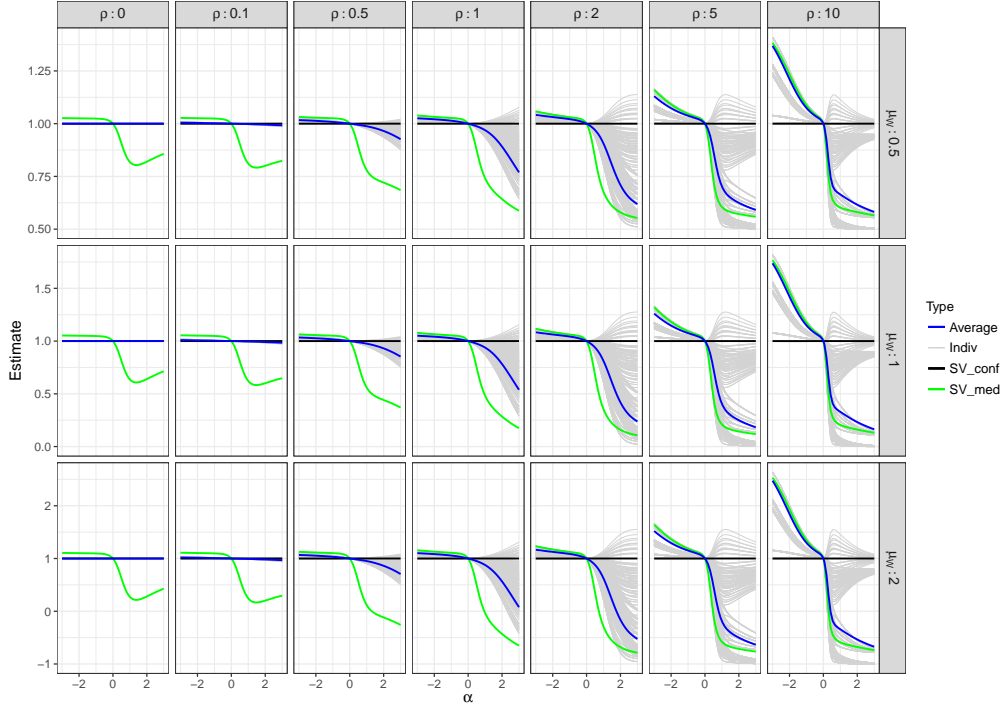


Figure 4 – Analytic values of $ATE_{SV.Conf}(1;0)$ (in black), $ATE_{SV.Med}(1;0)$ (in green), $ATE_L(\bar{x}_{t_0}; \bar{x}_{t_0}^*)$ (in grey) for each couple of exposure profiles leading to $\mathcal{X} = 1$ and $\mathcal{X} = 0$ and the weighted average (8) of all these possible comparisons (in blue) under the causal model described in Equation (11).

W_t are about 0.1 for all t and any combination of the parameters α , β , γ and ρ . For instance, we set $c_{W_1} = \text{logit}(0.1) - \frac{0.1}{\alpha}$, with $\text{logit}(p) = \log[p/(1-p)]$, for $p \in [0, 1]$.

In this model, parameter α governs the strength of the effect of W_t on $X_{t'}$ for $t' \geq t$, while the strength of the effect of X_t on W_{t+1} is governed by the product $\rho\alpha$. The special case $\rho = 0$ corresponds to the scenario where the confounder is not affected by the exposure of interest (pure confounding), while $\alpha = 0$ corresponds to the case where the exposure of interest and the confounder are not causally related (no mediation, no confounding). On the other hand, as parameter ρ increases, we get closer to the pure mediation setting as the effect of the “confounder” on the exposure of interest gets more and more negligible compared to the effect of the exposure on the “confounder”. For negative values of parameter α , this simple causal model could be regarded as a simplified version of the causal model describing obesity on the age interval, say, [20-30] (process X_t), physical activity on the same age interval [20-30] (process W_t) and blood pressure at, say, 35 years old (Y).

Under this model, we can derive the analytic expression of (i) $ATE_{LS.ex4}(\bar{x}_{t_0}; \bar{x}_{t_0}^*)$, for any pair of exposure profiles $(\bar{x}_{t_0}; \bar{x}_{t_0}^*)$ leading to $\mathcal{X} = 1$ and $\mathcal{X} = 0$, (ii) the weighted average given in Equation (8), but also (iii) $ATE_{SV.Conf.ex4}(1;0)$, and (iv) $ATE_{SV.Med.ex4}(1;0)$. Figure 4 presents the values of these four quantities for $\alpha \in [-3, 3]$, $\rho \in \{0, 0.1, 0.5, 1, 2, 5, 10\}$ and $\mu_W \in \{0.5, 1, 2\}$. The other parameters

were set to $\gamma = \beta = 1$, $\mu_0 = 1$ and $\mu_X = 1$.

In the pure confounding case (when $\rho = 0$), $ATE_{SV.Conf.ex4}(x; x^*)$ equals $ATE_{LS.ex4}(\bar{x}_{t_0}; \bar{x}_{t_0}^*)$ for any \bar{x}_{t_0} and $\bar{x}_{t_0}^*$ leading to $\mathcal{X} = x$ and $\mathcal{X} = x^*$, as expected, and thus equals the quantity of interest given in Equation (8) as well. This also happens when $\alpha = 0$, which corresponds to the “no mediation and no confounding” scenario, in which case $ATE_{SV.Conf} = ATE_{SV.Med} = ATE_L(\bar{x}_{t_0}; \bar{x}_{t_0}^*)$ for any \bar{x}_{t_0} and $\bar{x}_{t_0}^*$ leading to $\mathcal{X} = x$ and $\mathcal{X} = x^*$, and so the weighted average given in Equation (8) is also equal to $ATE_{SV.Conf}$. For all other combinations of parameters, both $ATE_{SV.Conf}$ and $ATE_{SV.Med}$ differ from the weighted average of Equation (8). When $\rho \in \{0.1, 0.5\}$, $(W_t)_{t \geq 1}$ mostly acts as a confounder (and not so much as a mediator), and the difference between $ATE_{SV.Conf}$ and the weighted average is generally limited. As ρ increases, the difference between $ATE_{SV.Conf}$ and the weighted average increases too. Moreover, because the effect of \mathcal{W} on Y is $-\mu_W$, the indirect effect of the exposure process through $(W_t)_t$ is negative for positive α , so that the weighted average can be negative, while $ATE_{SV.Conf}$ suggests a positive association, for some combinations of large values for ρ , α and μ_W . On the other hand, when ρ is large, $(W_t)_{t \geq 1}$ mostly acts as a mediator, and the difference between $ATE_{SV.Med}$ and the weighted average is typically small. It is also noteworthy that the weighted average (8) happens to lie between $ATE_{SV.Conf.ex4}(1; 0)$ and $ATE_{SV.Med.ex4}(1; 0)$ in all the settings presented in Figure 4, although it does not hold true in general.

Finally, let us discuss the interpretability of the weighted average of Equation (8) (in blue in Figure 4), which may or may not equal the quantity estimated in practice (basically, it equals $ATE_{SV.Conf}$ if $\alpha = 0$ or $\rho = 0$, while it is equal to $ATE_{SV.Med}$ if $\alpha = 0$, and approximately equal to $ATE_{SV.Med}$ if $\alpha \ll \rho$). Figure 4 nicely illustrates that the values of the “individual” causal effects $ATE_{LS}(\bar{x}_{t_0}; \bar{x}_{t_0}^*)$, for different pairs of profiles \bar{x}_{t_0} and $\bar{x}_{t_0}^*$ leading respectively to $\mathcal{X} = 1$ and $\mathcal{X} = 0$, may be quite heterogeneous for some combination of the parameters, while they are more homogeneous for others combinations. For instance, for negative values of α and $\rho \leq 2$, the values of the individual causal effects $ATE_{LS}(\bar{x}_{t_0}; \bar{x}_{t_0}^*)$ are quite homogeneous. In particular, versions are actually irrelevant for $\rho = 0$ or $\alpha = 0$, and all the individual causal effects $ATE_{LS}(\bar{x}_{t_0}; \bar{x}_{t_0}^*)$ are equal. In all these cases, the weighted average is then straightforward to interpret. However, the values of the individual causal effects are quite heterogeneous for other combinations of the parameters, especially when both ρ and α are large: in these situations, the weighted average of Equation (8), and consequently $ATE_{SV.Med}$, have to be interpreted with caution. This echoes our discussion at the end of Section 3.2 where possibly substantially different individual causal effects, such as $ATE_L(\mathbf{1}_{t_0}; \mathbf{0}_{t_0})$ and $ATE_L((\mathbf{0}_{t_0}, 1); (\mathbf{1}_{t_0-1}, 0))$, could contribute to the weighted average given in Equation (6) unless, *e.g.*, some stability assumption held. Actually, a closer inspection into the values of

the weights $\mathbb{P}(\bar{X}_{t_0} = \bar{x}_{t_0} \mid \mathcal{X} = \mathcal{x}) \times \mathbb{P}(\bar{X}_{t_0} = \bar{x}_{t_0}^* \mid \mathcal{X} = \mathcal{x}^*)$ is instructive. For example, consider the case where $\alpha = 3$, $\rho = 10$ and $\mu_W = 2$. In this case, the weighted average in Equation (8) is a weighted sum of the three following terms mostly, whose cumulative weight is more than 82%: $ATE_{LS}(\mathbf{1}_5; \mathbf{0}_5) = -1$, $ATE_{LS}((\mathbf{0}_1, \mathbf{1}_4); \mathbf{0}_5) = -1$ and $ATE_{LS}((\mathbf{0}_2, \mathbf{1}_3); \mathbf{0}_5) = 0.8$. Interestingly, although these three causal effects compare the single never-exposed profile to three ever-exposed types of profiles, their values are substantially different. This is again due to the negative indirect effect of the exposure through the $(W_t)_{t \geq 1}$ process. In this particular example, the weighted average of longitudinal causal effects mostly compares ever-exposed profiles to the single never-exposed profile, and can therefore be seen as a causal quantity of interest, even if it is the average of quite different “individual” causal effects. This situation can of course arise as well for the weighted average of Equation (7) under the stability assumption in Section 3.2.

5 Discussion

The longitudinal nature of risk factors is most often overlooked in epidemiology. In this article, we investigated whether causal effects derived when working under simplified, hence generally misspecified, models could still be related to causal effects of potential interest. We focused on two situations regarding exposures: when inference is based on (i) their “instantaneous” levels measured at inclusion in the study, and (ii) some summary measures of their levels up to inclusion in the study, assuming that these summary measures capture the whole effect of the exposure processes on the outcome. Unsurprisingly, our results are mostly negative, in the sense that the quantity estimated in practice when working under over-simplified causal models has generally no clear interpretation in terms of longitudinal causal effects of interest, except under very simple longitudinal causal models. Under the conditions of Theorems 1 or Theorem 4, the quantity estimated in practice has a clear interpretation, as it coincides with longitudinal total effects. But, these conditions are very restrictive. Under slightly less restrictive conditions, Theorem 2 and Theorem 3 ensure that the quantity estimated in practice expresses as a weighted average of longitudinal causal effects. But, these conditions are still quite restrictive, and the interpretability of these weighted averages is not always straightforward.

When inference is based on instantaneous levels of exposures measured at inclusion, practitioners should be extremely cautious when interpreting their results as the quantity of interest can generally not be related to any causal effects of interest. A noticeable exception is when a stability assumption holds for the exposure profile and no time-varying confounder is present. In the situation where summary measures

are available and capture the whole effect of past levels of exposures, the quantity estimated in practice can be related to causal effects of interest under a few simple causal models. This is the case when the versions of the treatment are irrelevant, and either condition (*T3.Cond*) or (*T3.Uncond*) is verified, as for example in the presence of a time-varying pure confounder only; see model (*LS.ex1*) of Figure 3. When the versions are relevant and condition (*T3.Cond*) or (*T3.Uncond*) is verified, the quantity of interest can be expressed as a weighted average of causal effects of interest: this is notably the case in the presence of a time-varying pure mediator only; see model (*LS.ex2*) of Figure 3. Moreover, as soon as a time-varying confounder affected by the exposure is present, and/or both time-varying pure mediators and confounders are present, the quantity estimated in practice has to be interpreted with caution since it can generally not be related to any causal effect of interest. We shall stress that even if time-varying pure mediators are generally overlooked when the focus is on total effects, they are likely to exist in most cases. As soon as time-varying confounders exist too, summary variables are no longer sufficient to derive meaningful estimates for total causal effects.

Overall, our results are in line with, and complete, those of previous works, which established the necessity of applying appropriate statistical methods on repeated measurements of exposures when the true causal model is longitudinal [8, 18, 19]. Even if measurements of exposures are available at baseline only, it would be good practice to still consider the true longitudinal causal model, rather than its over-simplified counterpart. General results on the identifiability of causal effects in the presence of unobserved variables could then be applied [29, 26, 14] to check whether some longitudinal causal effects of interest can be identified from the available data, even if this will only be the case under very particular and simple causal models. The development of sensitivity analyses may be required for more general models. But, above all, we believe that forthcoming observational studies should plan the collection of repeated measurements, as a few studies already did, including for biomarkers [15]. Following these recommendations is likely even more critical when considering time-varying outcomes as in survival analysis, and when targeting causal effects defined on multiplicative scales such as relative risks and odds-ratios.

Acknowledgments

The authors are grateful to Stijn Vansteelandt for insightful comments on preliminary versions of this article.

Disclaimers

Where authors are identified as personnel of the International Agency for Research on Cancer / World Health Organization, the authors alone are responsible for the views expressed in this article and they do not necessarily represent the decisions, policy or views of the International Agency for Research on Cancer / World Health Organization.

Appendices

A Technical details in the situation where instantaneous levels at inclusion in the study are available

A.1 Proof of Theorem 1

Consider a longitudinal model (L) as depicted in Figure 2, and assume that there exists $W_{t_0} \subset Z_{t_0}$ taking values in some space $\Omega_{W_{t_0}}$ such that the conditional ignorability condition $Y^{X_{t_0}=x_{t_0}} \perp\!\!\!\perp X_{t_0} \mid W_{t_0}$ holds. Then for any x_{t_0} and $x_{t_0}^*$ in $\{0, 1\}$, usual arguments of causal inference (that is, the application of the ignorability condition, and the consistency and positivity conditions) [20, 24, 25], yields

$$\begin{aligned} ATE_L(x_{t_0}; x_{t_0}^*) &:= \mathbb{E}_L(Y^{X_{t_0}=x_{t_0}} - Y^{X_{t_0}=x_{t_0}^*}), \\ &= \sum_{w_{t_0} \in \Omega_{W_{t_0}}} \mathbb{E}_L(Y^{X_{t_0}=x_{t_0}} - Y^{X_{t_0}=x_{t_0}^*} \mid W_{t_0} = w_{t_0}) \times \mathbb{P}(W_{t_0} = w_{t_0}), \\ &= \sum_{w_{t_0} \in \Omega_{W_{t_0}}} \left[\mathbb{E}_L(Y^{X_{t_0}=x_{t_0}} \mid W_{t_0} = w_{t_0}, X_{t_0} = x_{t_0}) \right. \\ &\quad \left. - \mathbb{E}_L(Y^{X_{t_0}=x_{t_0}^*} \mid W_{t_0} = w_{t_0}, X_{t_0} = x_{t_0}^*) \right] \times \mathbb{P}(W_{t_0} = w_{t_0}), \\ &= \sum_{w_{t_0} \in \Omega_{W_{t_0}}} \left[\mathbb{E}(Y \mid W_{t_0} = w_{t_0}, X_{t_0} = x_{t_0}) - \mathbb{E}(Y \mid W_{t_0} = w_{t_0}, X_{t_0} = x_{t_0}^*) \right] \\ &\quad \times \mathbb{P}(W_{t_0} = w_{t_0}). \end{aligned}$$

Now, consider an over-simplified model (CS) under which $Y^{X_{t_0}=x_{t_0}} \perp\!\!\!\perp X_{t_0} \mid W_{t_0}$. Then the quantity estimated in practice when working under this over-simplified model is, for any x_{t_0} and $x_{t_0}^*$ in $\{0, 1\}$,

$$ATE_{CS}(x_{t_0}; x_{t_0}^*) := \mathbb{E}_{CS}(Y^{X_{t_0}=x_{t_0}} - Y^{X_{t_0}=x_{t_0}^*}),$$

$$\begin{aligned}
&= \sum_{w_{t_0} \in \Omega_{W_{t_0}} \times \mathbb{P}(W_{t_0} = w_{t_0})} \left[\mathbb{E}_{CS} (Y^{X_{t_0}=x_{t_0}} \mid W_{t_0} = w_{t_0}) - \mathbb{E}_{CS} (Y^{X_{t_0}=x_{t_0}^*} \mid W_{t_0} = w_{t_0}) \right] \\
&= \sum_{w_{t_0} \in \Omega_{W_{t_0}}} \left[\mathbb{E}_{CS} (Y^{X_{t_0}=x_{t_0}} \mid W_{t_0} = w_{t_0}, X_{t_0} = x_{t_0}) \right. \\
&\quad \left. - \mathbb{E}_{CS} (Y^{X_{t_0}=x_{t_0}^*} \mid W_{t_0} = w_{t_0}, X_{t_0} = x_{t_0}^*) \right] \times \mathbb{P}(W_{t_0} = w_{t_0}), \\
&\doteq \sum_{w_{t_0} \in \Omega_{W_{t_0}} \times \mathbb{P}(W_{t_0} = w_{t_0})} \left[\mathbb{E} (Y \mid W_{t_0} = w_{t_0}, X_{t_0} = x_{t_0}) - \mathbb{E} (Y \mid W_{t_0} = w_{t_0}, X_{t_0} = x_{t_0}^*) \right] \\
&= ATE_L (x_{t_0}; x_{t_0}^*).
\end{aligned}$$

Using similar arguments, if $(Y^{X_{t_0}=x_{t_0}} \perp\!\!\!\perp X_{t_0})_L$ and $(Y^{X_{t_0}=x_{t_0}} \perp\!\!\!\perp X_{t_0})_{CS}$, it follows that

$$\begin{aligned}
ATE_{CS} (x_{t_0}; x_{t_0}^*) &\doteq \mathbb{E} (Y \mid X_{t_0} = x_{t_0}) - \mathbb{E} (Y \mid X_{t_0} = x_{t_0}^*) \\
&= ATE_L (x_{t_0}; x_{t_0}^*),
\end{aligned}$$

which completes the proof of Theorem 1.

A.2 Proof of Theorem 2

Consider again a longitudinal model (L) as depicted in Figure 2, and assume that there exists $W_{t_0} \subset Z_{t_0}$ taking values in some space $\Omega_{W_{t_0}}$ such that $Y^{\bar{X}_{t_0}=\bar{x}_{t_0}} \perp\!\!\!\perp \bar{X}_{t_0} \mid W_{t_0}$. Then for any \bar{x}_{t_0} and $\bar{x}_{t_0}^*$ in $\{0, 1\}^{t_0}$, usual arguments of causal inference [20, 24, 25] yield

$$\begin{aligned}
ATE_L (\bar{x}_{t_0}; \bar{x}_{t_0}^*) &:= \mathbb{E}_L (Y^{\bar{X}_{t_0}=\bar{x}_{t_0}} - Y^{\bar{X}_{t_0}=\bar{x}_{t_0}^*}), \\
&= \sum_{w_{t_0} \in \Omega_{W_{t_0}} \times \mathbb{P}(W_{t_0} = w_{t_0})} \left[\mathbb{E} (Y \mid W_{t_0} = w_{t_0}, \bar{X}_{t_0} = \bar{x}_{t_0}) - \mathbb{E} (Y \mid W_{t_0} = w_{t_0}, \bar{X}_{t_0} = \bar{x}_{t_0}^*) \right]
\end{aligned}$$

Now, consider an over-simplified model (CS) under which $Y^{X_{t_0}=x_{t_0}} \perp\!\!\!\perp X_{t_0} \mid W_{t_0}$. Then the quantity estimated in practice when working under this over-simplified model is, for any x_{t_0} and $x_{t_0}^*$ in $\{0, 1\}$,

$$\begin{aligned}
ATE_{CS} (x_{t_0}; x_{t_0}^*) &:= \mathbb{E}_{CS} (Y^{X_{t_0}=x_{t_0}} - Y^{X_{t_0}=x_{t_0}^*}), \\
&\doteq \sum_{w_{t_0} \in \Omega_{W_{t_0}} \times \mathbb{P}(W_{t_0} = w_{t_0})} \left[\mathbb{E} (Y \mid W_{t_0} = w_{t_0}, X_{t_0} = x_{t_0}) - \mathbb{E} (Y \mid W_{t_0} = w_{t_0}, X_{t_0} = x_{t_0}^*) \right]
\end{aligned}$$

But, under model (L) , we have, for any x_{t_0} in $\{0, 1\}$ and $w_{t_0} \in \Omega_{W_{t_0}}$,

$$\begin{aligned}\mathbb{E}(Y \mid W_{t_0} = w_{t_0}, X_{t_0} = x_{t_0}) &= \sum_{\bar{x}_{t_0-1} \times \mathbb{P}(\bar{X}_{t_0-1} = \bar{x}_{t_0-1} \mid X_{t_0} = x_{t_0}, W_{t_0} = w_{t_0})} \mathbb{E}(Y \mid W_{t_0} = w_{t_0}, \bar{X}_{t_0} = \bar{x}_{t_0}) \\ &= \sum_{\bar{x}_{t_0-1} \times \mathbb{P}(\bar{X}_{t_0-1} = \bar{x}_{t_0-1} \mid X_{t_0} = x_{t_0}, W_{t_0} = w_{t_0})} \mathbb{E}_L(Y^{\bar{X}_{t_0} = \bar{x}_{t_0}} \mid W_{t_0} = w_{t_0}),\end{aligned}$$

where the sum is over all possible values of \bar{X}_{t_0-1} in $\{0, 1\}^{t_0-1}$. Therefore,

$$\begin{aligned}ATE_{CS}(x_{t_0}; x_{t_0}^*) &\hat{=} \sum_{w_{t_0} \in \Omega_{W_{t_0}}} \sum_{\substack{\bar{x}_{t_0-1} \\ \bar{x}_{t_0-1}^*}} \{ATE_{L|W_{t_0}=w_{t_0}}(\bar{x}_{t_0}; \bar{x}_{t_0}^*) \\ &\quad \times \mathbb{P}(\bar{X}_{t_0-1} = \bar{x}_{t_0-1} \mid X_{t_0} = x_{t_0}, W_{t_0} = w_{t_0}) \\ &\quad \times \mathbb{P}(\bar{X}_{t_0-1} = \bar{x}_{t_0-1}^* \mid X_{t_0} = x_{t_0}^*, W_{t_0} = w_{t_0}) \\ &\quad \times \mathbb{P}(W_{t_0} = w_{t_0})\},\end{aligned}$$

which establishes the result under condition $(T2.Cond)$.

The proof of the result under condition $(T2.Uncond)$ follows from similar, but simpler, arguments and is therefore omitted.

B Technical details in the situation where summary measures of past exposures are available

B.1 Proof of Theorem 3

Consider a longitudinal model (LS) as depicted in Figure 3, and assume that there exists $\mathcal{W} \subset \mathcal{Z}$ taking its values in some space $\Omega_{\mathcal{W}}$ such that $Y^{\bar{X}_{t_0} = \bar{x}_{t_0}} \perp\!\!\!\perp X_{t_0} \mid \mathcal{W}$. Then, for any \bar{x}_{t_0} and $\bar{x}_{t_0}^*$ in $\{0, 1\}^{t_0}$, usual arguments of causal inference [20, 24, 25], yield

$$\begin{aligned}ATE_{LS}(\bar{x}_{t_0}; \bar{x}_{t_0}^*) &= \sum_{w \in \Omega_{\mathcal{W}}} ATE_{LS|\mathcal{W}=w}(\bar{x}_{t_0}; \bar{x}_{t_0}^*) \times \mathbb{P}(\mathcal{W} = w), \\ &= \sum_{w \in \Omega_{\mathcal{W}}} \mathbb{E}_{LS}(Y^{\bar{X}_{t_0} = \bar{x}_{t_0}} - Y^{\bar{X}_{t_0} = \bar{x}_{t_0}^*} \mid \mathcal{W} = w) \times \mathbb{P}(\mathcal{W} = w),\end{aligned}$$

$$\begin{aligned}
&= \sum_{w \in \Omega_{\mathcal{W}}} \left[\mathbb{E}_{LS} \left(Y^{\bar{X}_{t_0} = \bar{x}_{t_0}} \mid \mathcal{W} = w, \bar{X}_{t_0} = \bar{x}_{t_0} \right) \right. \\
&\quad \left. - \mathbb{E}_{LS} \left(Y^{\bar{X}_{t_0} = \bar{x}_{t_0}^*} \mid \mathcal{W} = w, \bar{X}_{t_0} = \bar{x}_{t_0}^* \right) \right] \times \mathbb{P}(\mathcal{W} = w), \\
&= \sum_{w \in \Omega_{\mathcal{W}}} \left[\mathbb{E} \left(Y \mid \mathcal{W} = w, \bar{X}_{t_0} = \bar{x}_{t_0} \right) - \mathbb{E} \left(Y \mid \mathcal{W} = w, \bar{X}_{t_0} = \bar{x}_{t_0}^* \right) \right] \\
&\quad \times \mathbb{P}(\mathcal{W} = w).
\end{aligned}$$

Now, consider an over-simplified model (SV) under which $Y^{\mathcal{X}=x} \perp\!\!\!\perp \mathcal{X} \mid \mathcal{W}$. Then, the quantity estimated in practice when working under this over-simplified model is, for any given x, x^* ,

$$\begin{aligned}
ATE_{SV}(x; x^*) &:= \mathbb{E}_{SV} \left(Y^{\mathcal{X}=x} - Y^{\mathcal{X}=x^*} \right), \\
&\doteq \sum_{w \in \Omega_{\mathcal{W}}} \left[\mathbb{E}(Y \mid \mathcal{W} = w, \mathcal{X} = x) - \mathbb{E}(Y \mid \mathcal{W} = w, \mathcal{X} = x^*) \right] \\
&\quad \times \mathbb{P}(\mathcal{W} = w).
\end{aligned}$$

But, because \bar{X}_{t_0} d -separates \mathcal{X} and \mathcal{W} under model (LS) [21, 34], we have, for any \bar{x}_{t_0} in $\{0, 1\}^{t_0}$ and any w in $\Omega_{\mathcal{W}}$,

$$\begin{aligned}
\mathbb{E}(Y \mid \mathcal{W} = w, \bar{X}_{t_0} = \bar{x}_{t_0}) &= \sum_x \mathbb{E}(Y \mid \mathcal{W} = w, \mathcal{X} = x, \bar{X}_{t_0} = \bar{x}_{t_0}) \\
&\quad \times \mathbb{P}(\mathcal{X} = x \mid \mathcal{W} = w, \bar{X}_{t_0} = \bar{x}_{t_0}), \\
&= \sum_x \mathbb{E}(Y \mid \mathcal{W} = w, \mathcal{X} = x, \bar{X}_{t_0} = \bar{x}_{t_0}) \\
&\quad \times \mathbb{P}(\mathcal{X} = x \mid \bar{X}_{t_0} = \bar{x}_{t_0}), \\
&= \mathbb{E}(Y \mid \mathcal{W} = w, \mathcal{X} = x, \bar{X}_{t_0} = \bar{x}_{t_0}),
\end{aligned}$$

with x corresponding to the value taken by \mathcal{X} when $\bar{X}_{t_0} = \bar{x}_{t_0}$. In other respect, for any x , we have

$$\begin{aligned}
\mathbb{E}(Y \mid \mathcal{W} = w, \mathcal{X} = x) &= \sum_{\bar{x}_{t_0}} \mathbb{E}(Y \mid \mathcal{W} = w, \mathcal{X} = x, \bar{X}_{t_0} = \bar{x}_{t_0}) \\
&\quad \times \mathbb{P}(\bar{X}_{t_0} = \bar{x}_{t_0} \mid \mathcal{W} = w, \mathcal{X} = x), \\
&= \sum_{\bar{x}_{t_0}} \mathbb{E}(Y \mid \mathcal{W} = w, \bar{X}_{t_0} = \bar{x}_{t_0}) \\
&\quad \times \mathbb{P}(\bar{X}_{t_0} = \bar{x}_{t_0} \mid \mathcal{W} = w, \mathcal{X} = x), \\
&= \sum_{\bar{x}_{t_0}} \mathbb{E}_{LS} \left(Y^{\bar{X}_{t_0} = \bar{x}_{t_0}} \mid \mathcal{W} = w \right) \\
&\quad \times \mathbb{P}(\bar{X}_{t_0} = \bar{x}_{t_0} \mid \mathcal{W} = w, \mathcal{X} = x),
\end{aligned}$$

where the second equality comes from the fact that $\bar{X}_{t_0} = \bar{x}_{t_0} \Rightarrow \mathcal{X} = x$ for any \bar{x}_{t_0} such that $\mathbb{P}(\bar{X}_{t_0} = \bar{x}_{t_0} \mid \mathcal{W} = w, \mathcal{X} = x) \neq 0$. This finally yields

$$\begin{aligned}
ATE_{SV}(x; x^*) &\Leftrightarrow \sum_{w \in \Omega_{\mathcal{W}}} \sum_{\substack{\bar{x}_{t_0} \\ \bar{x}_{t_0}^*}} \{ATE_{LS|\mathcal{W}=w}(\bar{x}_{t_0}; \bar{x}_{t_0}^*) \times \mathbb{P}(\bar{X}_{t_0} = \bar{x}_{t_0} \mid \mathcal{X} = x, \mathcal{W} = w) \\
&\quad \times \mathbb{P}(\bar{X}_{t_0} = \bar{x}_{t_0}^* \mid \mathcal{X} = x^*, \mathcal{W} = w) \\
&\quad \times \mathbb{P}(\mathcal{W} = w)\},
\end{aligned}$$

where the sums are over all \bar{x}_{t_0} and $\bar{x}_{t_0}^*$ in $\{0, 1\}^{t_0}$ such that $\mathbb{P}(\bar{X}_{t_0} = \bar{x}_{t_0} \mid \mathcal{W} = w, \mathcal{X} = x)$ and $\mathbb{P}(\bar{X}_{t_0} = \bar{x}_{t_0}^* \mid \mathcal{W} = w, \mathcal{X} = x^*)$, respectively, are not null.

The proof of the result under condition $(T3.Uncond)$ follows from similar, but simpler, arguments and is therefore omitted.

B.2 Proof of Theorem 4

First consider a model (LS) as depicted in Figure 3, and assume that the versions of the treatment are irrelevant, and that there exists $\mathcal{W} \subset \mathcal{Z}$ such that $(Y^{\bar{X}_{t_0}=\bar{x}_{t_0}} \perp\!\!\!\perp \bar{X}_{t_0} \mid \mathcal{W})_{LS}$ and $(Y^{\mathcal{X}=x} \perp\!\!\!\perp \mathcal{X} \mid \mathcal{W})_{SV}$. Consider any given $x \neq x^*$; for any \bar{x}_{t_0} such that $\bar{X}_{t_0} = \bar{x}_{t_0} \Rightarrow \mathcal{X} = x$, we have $Y^{\bar{X}_{t_0}=\bar{x}_{t_0}} = Y^{\mathcal{X}=x}$. Therefore, for such \bar{x}_{t_0} , we *a fortiori* have $\mathbb{E}(Y^{\bar{X}_{t_0}=\bar{x}_{t_0}} \mid \mathcal{W} = w) = \mathbb{E}(Y^{\mathcal{X}=x} \mid \mathcal{W} = w)$ for any w in Ω_w . As a result, for any w in Ω_w and any \bar{x}_{t_0} and $\bar{x}_{t_0}^*$ leading respectively to $\mathcal{X} = x$ and $\mathcal{X} = x^*$, $ATE_{LS|\mathcal{W}=w}(\bar{x}_{t_0}; \bar{x}_{t_0}^*) = ATE_{LS|\mathcal{W}=w}(x; x^*)$. According to the result of Theorem 3, we finally have

$$\begin{aligned}
ATE_{SV}(x; x^*) &\Leftrightarrow \sum_{w \in \Omega_{\mathcal{W}}} \sum_{\substack{\bar{x}_{t_0} \\ \bar{x}_{t_0}^*}} \{ATE_{LS|\mathcal{W}=w}(x; x^*) \times \mathbb{P}(\bar{X}_{t_0} = \bar{x}_{t_0} \mid \mathcal{X} = x, \mathcal{W} = w) \\
&\quad \times \mathbb{P}(\bar{X}_{t_0} = \bar{x}_{t_0}^* \mid \mathcal{X} = x^*, \mathcal{W} = w) \\
&\quad \times \mathbb{P}(\mathcal{W} = w)\}, \\
&= \sum_{w \in \Omega_{\mathcal{W}}} ATE_{LS|\mathcal{W}=w}(x; x^*) \times \mathbb{P}(\mathcal{W} = w), \\
&= ATE_{LS}(x; x^*) \\
&= ATE_{LS}(\bar{x}_{t_0}; \bar{x}_{t_0}^*).
\end{aligned}$$

In the last equality, \bar{x}_{t_0} and $\bar{x}_{t_0}^*$ are two profiles leading to $\mathcal{X} = x$ and $\mathcal{X} = x^*$, respectively.

The proof of the result under condition $(T3.Uncond)$ follows from similar, but simpler, arguments and is therefore omitted.

References

- [1] OO Aalen, K Røysland, JM Gran, R Kouyos, and T Lange. Can we believe the dags? a comment on the relationship between causal dags and mechanisms. Statistical Methods in Medical Research, 25(5):2294–2314, 2016. PMID: 24463886.
- [2] Antonio Agudo, Catalina Bonet, Noémie Travier, Carlos González, Paolo Vineis, H.B(as) Bueno-de Mesquita, Dimitrios Trichopoulos, Paolo Boffetta, Françoise Clavel-Chapelon, Marie-Christine Boutron-Ruault, Rudolf Kaaks, Annekatrin Lukanova, Madlen Schütze, Heiner Boeing, Anne Tjønneland, Jytte Halkjær, Kim Overvad, Christina Dahm, J Quirós, and Elio Riboli. Impact of cigarette smoking on cancer risk in the european prospective investigation into cancer and nutrition study. Journal of Clinical Oncology, pages 4550–4557, 2012.
- [3] Melina Arnold, Hadrien Charvat, Heinz Freisling, Hwayoung Noh, Hans-Olov Adami, Isabelle Soerjomataram, and Elisabete Weiderpass. Adulthood overweight and survival from breast and colorectal cancer in swedish women. Cancer Epidemiology and Prevention Biomarkers, 2019.
- [4] Melina Arnold, Heinz Freisling, Rachael Stolzenberg-Solomon, Frank Kee, Mark O’Doherty, José M Ordóñez Mena, Tom Wilsgaard, Anne May, H.B(as) Bueno-de Mesquita, Anne Tjønneland, Philippos Orfanos, Antonia Trichopoulou, Paolo Boffetta, Freddie Bray, Mazda Jenab, and Isabelle Soerjomataram. Overweight duration in older adults and cancer risk: a study of cohorts in europe and the united states. European Journal of Epidemiology, 31(9):893–904, 2016.
- [5] V Bagnardi, Matteo Rota, E Botteri, I Tramacere, Farhad Islami, V Fedirko, Lorenza Scotti, M Jenab, Federica Turati, E Pasquali, C Pelucchi, Carlotta Galeone, Rino Bellocco, Eva Negri, G Corrao, Paolo Boffetta, and C Vecchia. Alcohol consumption and site-specific cancer risk: a comprehensive dose-response meta-analysis. British Journal of Cancer, 112(3):580–593, 2015.
- [6] Kathryn E Bradbury, Paul N Appleby, Sarah J Tipper, Ruth C Travis, Naomi E Allen, Marina Kvaskoff, Kim Overvad, Anne Tjønneland, Jytte Halkjær, Iris Cervenka, et al. Circulating insulin-like growth factor i in relation to melanoma risk in the european prospective investigation into cancer and nutrition. International journal of cancer, 144(5):957–966, 2019.
- [7] Andrew T Chan, Shuji Ogino, Edward L Giovannucci, and Charles S Fuchs. Inflammatory markers are associated with risk of colorectal cancer and chemopreventive response to anti-inflammatory drugs. Gastroenterology, 140(3):799–808, 2011.

- [8] Rhian M. Daniel, Simon Cousens, Bianca B. L., DE Stavola, Michael G. Kenward, and Jonathan A. Sterne. Methods for dealing with time-dependent confounding. Statistics in Medicine, 32:1584–1618, December 2012.
- [9] Vanessa De Rubeis, Michelle Cotterchio, Brendan T. Smith, Lauren E. Griffith, Ayelet Borgida, Steven Gallinger, Sean Cleary, and Laura N. Anderson. Trajectories of body mass index, from adolescence to older adulthood, and pancreatic cancer risk; a population-based case-control study in ontario, canada". Cancer Causes & Control, 30(9):955–966, Septembre 2019.
- [10] Laure Dossus, Annekatrin Lukanova, Sabina Rinaldi, Naomi Allen, Anne E Cust, Susen Becker, Anne Tjønneland, Louise Hansen, Kim Overvad, Nathalie Chabbert-Buffet, et al. Hormonal, metabolic, and inflammatory profiles and endometrial cancer risk within the epic cohort—a factor analysis. American journal of epidemiology, 177(8):787–799, 2013.
- [11] Amy Z. Fan, Marcia Russell, Saverio Stranges, Joan Dorn, and Maurizio Trevisan. Association of Lifetime Alcohol Drinking Trajectories with Cardiometabolic Risk. The Journal of Clinical Endocrinology & Metabolism, 93(1):154–161, 01 2008.
- [12] Miguel A. Hernan and James M. Robins. Causal Inference: What If. Boca Raton: Chapman & Hall/CRC, 2020. forthcoming.
- [13] Miguel A. Hernan and Tyler J. VanderWeele. Compound treatments and transportability of causal inference. Epidemiology, 22(3):368 – 377, May 2011.
- [14] Yimin Huang and Marco Valtorta. Identifiability in causal bayesian networks: A sound and complete algorithm. 01 2006.
- [15] Y. Kim, BG Han, and KoGES group. Cohort profile: The korean genome and epidemiology study (koges) consortium. International Journal of Epidemiology, e20:1–10, 2017.
- [16] Andrew T. Kunzmann, Helen G. Coleman, Wen-Yi Huang, and Sonja I. Berndt. The association of lifetime alcohol use with mortality and cancer risk in older adults: A cohort study. PLOS Medicine, 15:1–18, 2018.
- [17] Béatrice Lauby-Secretan, Chiara Scoccianti, Dana Loomis, Yann Grosse, Franca Bianchini, and Kurt Straif. Body fatness and cancer - viewpoint of the iarc working group. New England Journal of Medicine, 375(8):794–798, 2016.

- [18] Scott E. Maxwell and David A. Cole. Bias in cross-sectional analyses of longitudinal mediation. Psychological Methods, 12:23–44, 2007.
- [19] Scott E. Maxwell, David A. Cole, and Melissa A. Mitchell. Bias in cross-sectional analyses of longitudinal mediation: Partial and complete mediation under an autoregressive model. Multivariate Behavioral Research, 46(11):816–841, October 2011.
- [20] Judea Pearl. Causal inference in statistics: An overview. Statistics Surveys, 3:96–146, 2009.
- [21] Judea Pearl. Causality: Models, Reasoning, and Inference. Cambridge University Press, New York, 2009.
- [22] Alyssa Platt, Frank Sloan, and Philip Costanzo. Alcohol-consumption trajectories and associated characteristics among adults older than age 50*. Journal of studies on alcohol and drugs, 71:169–79, 03 2010.
- [23] Elio Riboli, Kelly Hunt, Nadia Slimani, Pietro Ferrari, Teresa Norat, M Fahey, Ute Charrondiere, B Hémon, C Casagrande, J Vignat, K Overvad, Anne Tjønneland, F Clavel-Chapelon, Anne Thiébaud, J Wahrendorf, H Boeing, D Trichopoulos, Antonia Trichopoulou, Paolo Vineis, and Rodolfo Saracci. European prospective investigation into cancer and nutrition (epic): study populations and data collection. Public health nutrition, 5(6b):1113–1124, 2002.
- [24] James Robins. A new approach to causal inference in mortality studies with a sustained exposure period—application to control of the healthy worker survivor effect. Mathematical Modelling, 7(9):1393 – 1512, 1986.
- [25] Paul R. Rosenbaum and Donald B. Rubin. The central role of the propensity score in observational studies for causal effects. Biometrika, 70(1):41–55, 1983.
- [26] Ilya Shpitser and Judea Pearl. Identification of joint interventional distributions in recursive semi-markovian causal models. volume 2, 01 2006.
- [27] Nadia Slimani, R Kaaks, Pietro Ferrari, C Casagrande, F Clavel-Chapelon, G Lotze, Anja Kroke, D Trichopoulos, Antonia Trichopoulou, Carmela Lauria, M Bellegotti, Marga Ocke, P Peeters, Dagrun Engeset, Eiliv Lund, A Agudo, N Larrañaga, Irene Mattisson, Carin Aronsson, and Elio Riboli. European prospective investigation into cancer and nutrition (epic) calibration study: rationale, design and population characteristics. Public health nutrition, 5(6b):1125–1145, 2002.

- [28] Cathie Sudlow, John Gallacher, Naomi Allen, Valerie Beral, Paul Burton, John Danesh, Paul Downey, Paul Elliott, Jane Green, Martin Landray, et al. Uk biobank: an open access resource for identifying the causes of a wide range of complex diseases of middle and old age. PLoS medicine, 12(3):e1001779, 2015.
- [29] Jin Tian and Judea Pearl. A general identification condition for causal effects. Proceedings of the Eighteenth National Conference on Artificial Intelligence, 08 2002.
- [30] Jin Tian and Judea Pearl. On the identification of causal effects. technical report. 2003.
- [31] Tyler J. VanderWeele. Explanation in Causal Inference - Methods for Mediation and Interaction. Oxford, 2015.
- [32] Tyler J. VanderWeele and Miguel A. Hernan. Causal inference under multiple versions of treatment. Journal of Causal Inference, 1:1 – 20, 2013.
- [33] Tyler J. VanderWeele and Eric Tchetgen Tchetgen. Mediation analysis with time-varying exposures and mediators. Journal of the Royal Statistical Society: Series B (Statistical Methodology), 79:917–938, 2017.
- [34] Thomas Verma and Judea Pearl. Causal networks: Semantics and expressiveness. Proceedings of the Fourth Workshop on Uncertainty in Artificial Intelligence, 1988.
- [35] Yi Yang, Pierre-Antoine Dugu, Brigid M Lynch, Allison M Hodge, Amalia Karahalios, Robert J MacInnis, Roger L Milne, Graham G Giles, and Dallas R English. Trajectories of body mass index in adulthood and all-cause and cause-specific mortality in the melbourne collaborative cohort study. BMJ Open, 9(8), 2019.
- [36] Rui Zheng, Mulong Du, Baoguo Zhang, Junyi Xin, Haiyan Chu, Min Ni, Zhengdong Zhang, Dongying Gu, and Meilin Wang. Body mass index (bmi) trajectories and risk of colorectal cancer in the plco cohort. In British Journal of Cancer, 2018.



Figure 5 – (L) Longitudinal model with time-varying exposure and time-varying confounder not affected by the exposure. (CS) Over-simplified cross-sectional model associated with the longitudinal model given in Figure 5 (L).

Web Supplementary Material

6 Extensions for the situation where instantaneous levels at inclusion in the study are available

6.1 In the presence of time-varying pure confounder

Consider the configuration of Figure 2 (*L.ex2*) in the Main Document, which is recalled in Supplementary Figure 5 (L) for convenience. It corresponds to the case where the model involves a time-varying pure confounder $(W_t)_t$. The model of Supplementary Figure 5 (CS) is the corresponding over-simplified version. We denote the space in which \bar{W}_{t_0} takes its values by $\Omega_{\bar{W}_{t_0}}$. We have $(Y^{\bar{X}_{t_0}=\bar{x}_{t_0}} \perp\!\!\!\perp \bar{X}_{t_0} \mid \bar{W}_{t_0})_L$, but, in general $(Y^{\bar{X}_{t_0}=\bar{x}_{t_0}} \not\perp\!\!\!\perp \bar{X}_{t_0} \mid W_{t_0})_L$: so, conditions of Theorem 2 given in Section 3.1 in the Main Document are not satisfied.

We can still have a closer inspection on the quantity that would be estimated in practice, when working under the oversimplified model (CS). Because $(Y^{X_{t_0}=x} \perp\!\!\!\perp X_{t_0} \mid W_{t_0})_{CS}$, it follows from standard arguments [20, 24, 25] that

$$\begin{aligned} ATE_{CS} &= \mathbb{E}_{CS} (Y^{X_{t_0}=1} - Y^{X_{t_0}=0}) \\ &\simeq \sum_{\bar{w}_{t_0} \in \Omega_{\bar{W}_{t_0}}} \{ \mathbb{E}(Y \mid X_{t_0} = 1, W_{t_0} = w_{t_0}) - \mathbb{E}(Y \mid X_{t_0} = 0, W_{t_0} = w_{t_0}) \} \times \mathbb{P}(W_{t_0} = w_{t_0}). \end{aligned}$$

Moreover, $(Y^{\bar{X}_{t_0}=\bar{x}_{t_0}} \perp\!\!\!\perp \bar{X}_{t_0} \mid \bar{W}_{t_0})_L$, so that, for any x_{t_0} in $\{0, 1\}$ and w_{t_0} in $\Omega_{W_{t_0}}$, we have

$$\begin{aligned}
& \mathbb{E}(Y \mid X_{t_0} = x_{t_0}, W_{t_0} = w_{t_0}) \\
&= \sum_{\bar{w}_{t_0-1} \in \Omega_{\bar{W}_{t_0-1}}} \sum_{\bar{x}_{t_0-1}} \mathbb{E}(Y \mid \bar{X}_{t_0-1} = \bar{x}_{t_0-1}, X_{t_0} = x_{t_0}, \bar{W}_{t_0-1} = \bar{w}_{t_0-1}, W_{t_0} = w_{t_0}) \\
&\quad \times \mathbb{P}(\bar{W}_{t_0-1} = \bar{w}_{t_0-1} \mid X_{t_0} = x_{t_0}, W_{t_0} = w_{t_0}) \\
&\quad \times \mathbb{P}(\bar{X}_{t_0-1} = \bar{x}_{t_0-1} \mid X_{t_0} = x_{t_0}, \bar{W}_{t_0-1} = \bar{w}_{t_0-1}, W_{t_0} = w_{t_0}), \\
&= \sum_{\bar{w}_{t_0-1} \in \Omega_{\bar{W}_{t_0-1}}} \sum_{\bar{x}_{t_0-1}} \mathbb{E}_L(Y^{\bar{X}_{t_0-1}=\bar{x}_{t_0-1}, X_{t_0}=x_{t_0}} \mid \bar{W}_{t_0-1} = \bar{w}_{t_0-1}, W_{t_0} = w_{t_0}) \\
&\quad \times \mathbb{P}(\bar{W}_{t_0-1} = \bar{w}_{t_0-1} \mid X_{t_0} = x_{t_0}, W_{t_0} = w_{t_0}) \\
&\quad \times \mathbb{P}(\bar{X}_{t_0-1} = \bar{x}_{t_0-1} \mid X_{t_0} = x_{t_0}, \bar{W}_{t_0-1} = \bar{w}_{t_0-1}, W_{t_0} = w_{t_0}),
\end{aligned}$$

where the sums are over all possible values of \bar{X}_{t_0-1} in $\{0, 1\}^{t_0-1}$.

As a result

$$\begin{aligned}
ATE_{CS} &\Leftrightarrow \sum_{\bar{w}_{t_0} \in \Omega_{\bar{W}_{t_0}}} \sum_{\bar{x}_{t_0-1}} \sum_{\bar{x}_{t_0-1}^*} \left[\mathbb{E}_L(Y^{\bar{X}_{t_0-1}=\bar{x}_{t_0-1}, X_{t_0}=1} \mid \bar{W}_{t_0} = \bar{w}_{t_0}) \right. \\
&\quad \times \mathbb{P}(\bar{W}_{t_0-1} = \bar{w}_{t_0-1} \mid X_{t_0} = 1, W_{t_0} = w_{t_0}) \\
&\quad - \mathbb{E}_L(Y^{\bar{X}_{t_0-1}=\bar{x}_{t_0-1}^*, X_{t_0}=0} \mid \bar{W}_{t_0} = \bar{w}_{t_0}) \\
&\quad \times \mathbb{P}(\bar{W}_{t_0-1} = \bar{w}_{t_0-1} \mid X_{t_0} = 0, W_{t_0} = w_{t_0}) \\
&\quad \times \mathbb{P}(W_{t_0} = w_{t_0}) \\
&\quad \times \mathbb{P}(\bar{X}_{t_0-1} = \bar{x}_{t_0-1} \mid X_{t_0} = 1, \bar{W}_{t_0} = \bar{w}_{t_0}) \\
&\quad \times \mathbb{P}(\bar{X}_{t_0-1} = \bar{x}_{t_0-1}^* \mid X_{t_0} = 0, \bar{W}_{t_0} = \bar{w}_{t_0}) \left. \right]
\end{aligned}$$

Then because the terms $\mathbb{P}(\bar{W}_{t_0-1} = \bar{w}_{t_0-1} \mid X_{t_0} = 1, W_{t_0} = w_{t_0})$ and $\mathbb{P}(\bar{W}_{t_0-1} = \bar{w}_{t_0-1} \mid X_{t_0} = 0, W_{t_0} = w_{t_0})$ are generally different, ATE_{CS} cannot be expressed in terms of any sensible longitudinal (or stratum-specific longitudinal) total effect measures. Therefore, ATE_{CS} has to be interpreted with caution under this causal model, as its meaning remains unclear.

Moreover, the stability assumption for the exposure (as defined in Section 3.2 in the Main Document)

does not help here. Indeed, under this assumption, we have

$$\begin{aligned}
ATE_{CS} \simeq & \sum_{\bar{w}_{t_0} \in \Omega_{\bar{W}_{t_0}}} \sum_{\bar{x}_{t_0-1}} \sum_{i=0}^{t_0-1} \left[\mathbb{E}_L \left(Y^{\bar{X}_{t_0-1}=(\mathbf{0}_i, \mathbf{1}_{t_0-i})} \mid \bar{W}_{t_0-1} = \bar{w}_{t_0-1}, W_{t_0} = w_{t_0} \right) \right. \\
& \times \mathbb{P} \left(\bar{W}_{t_0-1} = \bar{w}_{t_0-1} \mid X_{t_0} = 1, W_{t_0} = w_{t_0} \right) \\
& - \mathbb{E}_L \left(Y^{\bar{X}_{t_0-1}=\mathbf{0}_{t_0}} \mid \bar{W}_{t_0-1} = \bar{w}_{t_0-1}, W_{t_0} = w_{t_0} \right) \\
& \times \mathbb{P} \left(\bar{W}_{t_0-1} = \bar{w}_{t_0-1} \mid X_{t_0} = 0, W_{t_0} = w_{t_0} \right) \left. \right] \times \mathbb{P}(W_{t_0} = w_{t_0}) \\
& \times \mathbb{P} \left(\bar{X}_{t_0-1} = (\mathbf{0}_i, \mathbf{1}_{t_0-i-1}) \mid X_{t_0} = 1, \bar{W}_{t_0-1} = \bar{w}_{t_0-1}, W_{t_0} = w_{t_0} \right),
\end{aligned}$$

which, again, cannot be expressed it in terms of longitudinal total effects or longitudinal stratum-specific longitudinal total effects. One last remark is that assuming that the stability assumption holds for both the exposure and the time-varying confounder does not help either. For example, under this “double” stability assumption, we have, in the particular case of a univariate binary confounder,

$$\begin{aligned}
ATE_{CS} \simeq & \sum_{i=0}^{t_0-1} \left\{ \sum_{j=0}^{t_0-1} \left[\mathbb{E}_L \left(Y^{\bar{X}_{t_0}=(\mathbf{0}_i, \mathbf{1}_{t_0-i})} \mid \bar{W}_{t_0} = (\mathbf{0}_j, \mathbf{1}_{t_0-j}) \right) \right. \right. \\
& \times \mathbb{P} \left(\bar{W}_{t_0-1} = (\mathbf{0}_j, \mathbf{1}_{t_0-j-1}) \mid X_{t_0} = 1, W_{t_0} = 1 \right) \\
& - \mathbb{E}_L \left(Y^{\bar{X}_{t_0}=\mathbf{0}_{t_0}} \mid \bar{W}_{t_0} = (\mathbf{0}_j, \mathbf{1}_{t_0-j}) \right) \\
& \times \mathbb{P} \left(\bar{W}_{t_0-1} = (\mathbf{0}_j, \mathbf{1}_{t_0-j-1}) \mid X_{t_0} = 0, W_{t_0} = 1 \right) \left. \right] \times \mathbb{P}(W_{t_0} = 1) \\
& \times \mathbb{P} \left(\bar{X}_{t_0-1} = (\mathbf{0}_i, \mathbf{1}_{t_0-i-1}) \mid X_{t_0} = 1, \bar{W}_{t_0} = (\mathbf{0}_j, \mathbf{1}_{t_0-j}) \right) \\
& + \left[\mathbb{E}_L \left(Y^{\bar{X}_{t_0}=(\mathbf{0}_i, \mathbf{1}_{t_0-i})} \mid \bar{W}_{t_0} = \mathbf{0}_{t_0} \right) - \mathbb{E}_L \left(Y^{\bar{X}_{t_0}=\mathbf{0}_{t_0}} \mid \bar{W}_{t_0} = \mathbf{0}_{t_0} \right) \right] \\
& \times \mathbb{P}(W_{t_0} = 0) \times \mathbb{P} \left(\bar{X}_{t_0-1} = (\mathbf{0}_i, \mathbf{1}_{t_0-i-1}) \mid X_{t_0} = 1, \bar{W}_{t_0} = \mathbf{0}_{t_0} \right) \left. \right\},
\end{aligned}$$

which still cannot be expressed it in terms of longitudinal total effects or longitudinal stratum-specific longitudinal total effects.



Figure 6 – (LS) Longitudinal model with a time-varying exposure, a time-varying pure confounder, and a time-varying pure mediator, which all affect the outcome through summary variables only. (SV) Corresponding over-simplified model.

7 Extensions for the situation where summary measures of past exposures are available

7.1 In the presence of time-varying pure mediator and time-varying pure confounder

We now turn our attention to the setting of Figure 3 (*LS.ex3*) in the Main Document, which is recalled in Supplementary Figure 6 (*L*) for convenience. It corresponds to the case where the model involves both a time-varying pure confounder $(W_t)_t$ and a time-varying pure mediator $(M_t)_t$. The corresponding over-simplified model is given in Supplementary Figure 6 (*SV*). We denote the space in which \bar{W}_{t_0} takes its values by $\Omega_{\bar{W}_{t_0}}$.

Because the exposure of interest has an effect on the outcome through \mathcal{X} and \mathcal{M} , this is an example of a compound treatment where versions are relevant: quantities $ATE_{LS}(\bar{x}_{t_0}; \bar{x}_{t_0}^*)$ for different pairs of exposure profiles $(\bar{x}_{t_0}, \bar{x}_{t_0}^*)$ leading to $\mathcal{X} = x$ and $\mathcal{X} = x^*$ are typically different. Moreover, because both exposure and confounder processes affect the mediator under this model, we generally have $(Y^{\bar{X}_{t_0}=\bar{x}_{t_0}} \not\perp\!\!\!\perp \bar{X}_{t_0} \mid \mathcal{W})_{LS}$: so, the conditions of Theorem 3 given in Section 4.1 in the Main Document are not satisfied.

We can still have a closer inspection on the quantity $ATE_{SV}(x; x^*) = \mathbb{E}_{SV}(Y^{\mathcal{X}=x} - Y^{\mathcal{X}=x^*})$, for any given $x \neq x^*$, that would be targeted when working under the over-simplified model Supplementary Figure 6 (*SV*). Because $(Y \perp\!\!\!\perp \mathcal{X} \mid \mathcal{W})_{SV}$ and \mathcal{W} takes values in $\Omega_{\mathcal{W}}$, it follows from standard arguments [20, 24, 25] that

$$ATE_{SV.Conf}(x; x^*) \asymp \sum_{w \in \Omega_{\mathcal{W}}} [\mathbb{E}(Y \mid \mathcal{W} = w, \mathcal{X} = x) - \mathbb{E}(Y \mid \mathcal{W} = w, \mathcal{X} = x^*)] \times \mathbb{P}(\mathcal{W} = w).$$

Moreover, because $(Y^{\bar{X}_{t_0}=\bar{x}_{t_0}} \perp\!\!\!\perp \bar{X}_{t_0} \mid \bar{W}_{t_0})_{LS}$ we have, for any \bar{x}_{t_0} in $\{0, 1\}^{t_0}$,

$$\begin{aligned}
\mathbb{E}_{LS} \left(Y^{\bar{X}_{t_0} = \bar{x}_{t_0}} \right) &= \sum_{\bar{w}_{t_0} \in \Omega_{\bar{W}_{t_0}}} \mathbb{E}_{LS} \left(Y^{\bar{X}_{t_0} = \bar{x}_{t_0}} \mid \bar{W}_{t_0} = \bar{w}_{t_0} \right) \times \mathbb{P}(\bar{W}_{t_0} = \bar{w}_{t_0}), \\
&= \sum_{\bar{w}_{t_0} \in \Omega_{\bar{W}_{t_0}}} \mathbb{E} \left(Y \mid \bar{X}_{t_0} = \bar{x}_{t_0}, \bar{W}_{t_0} = \bar{w}_{t_0} \right) \times \mathbb{P}(\bar{W}_{t_0} = \bar{w}_{t_0}), \\
&= \sum_{\bar{w}_{t_0} \in \Omega_{\bar{W}_{t_0}}} \sum_x \sum_{w \in \Omega_{\mathcal{W}}} \mathbb{E} \left(Y \mid \bar{X}_{t_0} = \bar{x}_{t_0}, \bar{W}_{t_0} = \bar{w}_{t_0}, \mathcal{X} = x, \mathcal{W} = w \right) \\
&\quad \times \mathbb{P}(\bar{W}_{t_0} = \bar{w}_{t_0}) \times \mathbb{P}(\mathcal{X} = x \mid \bar{X}_{t_0} = \bar{x}_{t_0}) \\
&\quad \times \mathbb{P}(\mathcal{W} = w \mid \bar{W}_{t_0} = \bar{w}_{t_0}), \\
&= \sum_{\bar{w}_{t_0} \in \Omega_{\bar{W}_{t_0}}} \mathbb{E} \left(Y \mid \bar{X}_{t_0} = \bar{x}_{t_0}, \bar{W}_{t_0} = \bar{w}_{t_0}, \mathcal{X} = x, \mathcal{W} = w \right) \times \mathbb{P}(\bar{W}_{t_0} = \bar{w}_{t_0}),
\end{aligned}$$

with x the value taken by \mathcal{X} when $\bar{X}_{t_0} = \bar{x}_{t_0}$, and w the value taken by \mathcal{W} when $\bar{W}_{t_0} = \bar{w}_{t_0}$. Then, for any x and w , we have

$$\begin{aligned}
\mathbb{E}(Y \mid \mathcal{X} = x, \mathcal{W} = w) &= \sum_{\bar{x}_{t_0}} \sum_{\bar{w}_{t_0} \in \Omega_{\bar{W}_{t_0}} \mid \mathcal{X} = x, \mathcal{W} = w} \mathbb{E} \left(Y \mid \bar{X}_{t_0} = \bar{x}_{t_0}, \bar{W}_{t_0} = \bar{w}_{t_0}, \mathcal{X} = x, \mathcal{W} = w \right) \\
&= \sum_{\bar{x}_{t_0}} \sum_{\bar{w}_{t_0} \in \Omega_{\bar{W}_{t_0}} \mid \mathcal{X} = x, \mathcal{W} = w} \mathbb{E}_{LS} \left(Y^{\bar{X}_{t_0} = \bar{x}_{t_0}} \mid \bar{W}_{t_0} = \bar{w}_{t_0} \right) \\
&\quad \times \mathbb{P}(\bar{X}_{t_0} = \bar{x}_{t_0}, \bar{W}_{t_0} = \bar{w}_{t_0} \mid \mathcal{X} = x, \mathcal{W} = w).
\end{aligned}$$

Because of the term $\mathbb{P}(\bar{X}_{t_0} = \bar{x}_{t_0}, \bar{W}_{t_0} = \bar{w}_{t_0} \mid \mathcal{X} = x, \mathcal{W} = w)$, the sums in the equation above are restricted over the values \bar{x}_{t_0} and \bar{w}_{t_0} such that $\mathcal{X} = x$ and $\mathcal{W} = w$. Therefore, we have

$$\begin{aligned}
ATE_{SV}(x; x^*) &\asymp \sum_{w \in \Omega_{\mathcal{W}}} \sum_{\bar{w}_{t_0} \in \Omega_{\bar{W}_{t_0}}} \left[\sum_{\bar{x}_{t_0}} \mathbb{E}_{LS} \left(Y^{\bar{X}_{t_0} = \bar{x}_{t_0}} \mid \bar{W}_{t_0} = \bar{w}_{t_0} \right) \right. \\
&\quad \times \mathbb{P}(\bar{X}_{t_0} = \bar{x}_{t_0} \mid \mathcal{X} = x, \bar{W}_{t_0} = \bar{w}_{t_0}) \\
&\quad \times \mathbb{P}(\bar{W}_{t_0} = \bar{w}_{t_0} \mid \mathcal{X} = x, \mathcal{W} = w) \\
&\quad - \sum_{\bar{x}_{t_0}^*} \mathbb{E}_{LS} \left(Y^{\bar{X}_{t_0} = \bar{x}_{t_0}^*} \mid \bar{W}_{t_0} = \bar{w}_{t_0} \right) \\
&\quad \times \mathbb{P}(\bar{X}_{t_0} = \bar{x}_{t_0}^* \mid \mathcal{X} = x^*, \bar{W}_{t_0} = \bar{w}_{t_0}) \\
&\quad \left. \times \mathbb{P}(\bar{W}_{t_0} = \bar{w}_{t_0} \mid \mathcal{X} = x^*, \mathcal{W} = w) \right] \times \mathbb{P}(\mathcal{W} = w).
\end{aligned}$$

Then because the terms $\mathbb{P}(\bar{W}_{t_0} = \bar{w}_{t_0} \mid \mathcal{X} = x, \mathcal{W} = w)$ and $\mathbb{P}(\bar{W}_{t_0} = \bar{w}_{t_0} \mid \mathcal{X} = x^*, \mathcal{W} = w)$ are generally different, $ATE_{SV}(x; x^*)$ cannot be expressed in terms of any sensible longitudinal (or stratum-specific longitudinal) total effect measures.

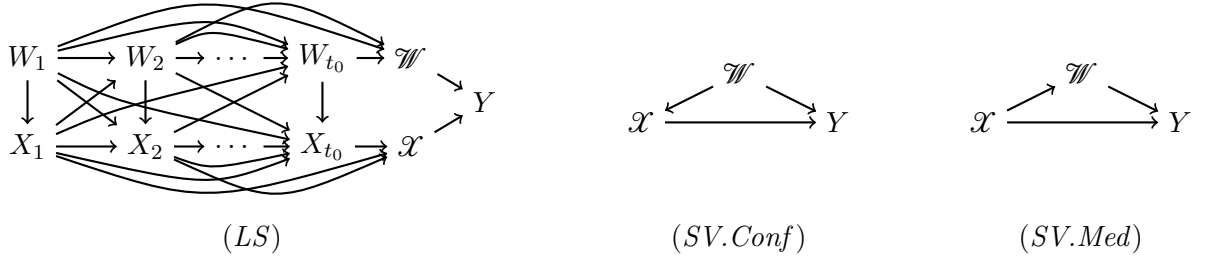


Figure 7 – (LS) Longitudinal model with a time-varying exposure and a time-varying confounder affected by the exposure, which both affect the outcome through some summary variables. (SV.Conf) Corresponding over-simplified model if $(W_t)_t$ is mainly considered as a confounder. (SV.Med) Corresponding over-simplified model if $(W_t)_t$ is mainly considered as a mediator.

We shall further stress that considering the stratum-specific causal effect,

$$ATE_{SV|W=w}(x; x^*) = \mathbb{E}_{SV}(Y^{\mathcal{X}=x} - Y^{\mathcal{X}=x^*} | \mathcal{W} = w),$$

does not help here. Indeed, it can be shown that

$$\begin{aligned}
ATE_{SV|W=w}(x; x^*) \simeq & \sum_{\bar{w}_{t_0} \in \Omega_{\bar{W}_{t_0}}} \left[\sum_{\bar{x}_{t_0}} \mathbb{E}_{LS} \left(Y^{\bar{X}_{t_0}=\bar{x}_{t_0}} | \bar{W}_{t_0} = \bar{w}_{t_0} \right) \right. \\
& \times \mathbb{P}(\bar{X}_{t_0} = \bar{x}_{t_0} | \mathcal{X} = x, \bar{W}_{t_0} = \bar{w}_{t_0}) \\
& \times \mathbb{P}(\bar{W}_{t_0} = \bar{w}_{t_0} | \mathcal{X} = x, \mathcal{W} = w) \\
& - \sum_{\bar{x}_{t_0}^*} \mathbb{E}_{LS} \left(Y^{\bar{X}_{t_0}=\bar{x}_{t_0}^*} | \bar{W}_{t_0} = \bar{w}_{t_0} \right) \\
& \times \mathbb{P}(\bar{X}_{t_0} = \bar{x}_{t_0}^* | \mathcal{X} = x^*, \bar{W}_{t_0} = \bar{w}_{t_0}) \\
& \left. \times \mathbb{P}(\bar{W}_{t_0} = \bar{w}_{t_0} | \mathcal{X} = x^*, \mathcal{W} = w) \right].
\end{aligned}$$

Again, because the terms $\mathbb{P}(\bar{W}_{t_0} = \bar{w}_{t_0} | \mathcal{X} = x, \mathcal{W} = w)$ and $\mathbb{P}(\bar{W}_{t_0} = \bar{w}_{t_0} | \mathcal{X} = x^*, \mathcal{W} = w)$ are generally different, this quantity cannot be expressed in terms of any sensible longitudinal (or stratum-specific longitudinal) total effect measures.

7.2 In the presence of time-varying confounder affected by the exposure

Finally, consider the configuration of Figure 3 (*LS.ex4*) in the Main Document, which is recalled in Supplementary Figure 7 (*LS*) for convenience. It corresponds to the case where the model involves a time-varying confounder $(W_t)_t$, which is affected by the exposure. We denote the space in which \bar{W}_{t_0} takes its values by $\Omega_{\bar{W}_{t_0}}$, and by $\Omega_{\mathcal{W}}$ the space in which \mathcal{W} takes its values.

Because $(W_t)_{t>1}$ acts as both a confounder and a mediator in the $(\bar{X}_{t_0} - Y)$ relationship, the exposure of

interest has an effect on the outcome through \mathcal{X} and \mathcal{W} . Therefore, this is another example of a compound treatment where versions are relevant: quantities $ATE_{LS}(\bar{x}_{t_0}; \bar{x}_{t_0}^*)$ for different pairs of exposure profiles $(\bar{x}_{t_0}, \bar{x}_{t_0}^*)$ leading to $\mathcal{X} = x$ and $\mathcal{X} = x^*$ are typically different. In addition, the ignorability condition $(Y^{\bar{X}_{t_0}=\bar{x}_{t_0}} \perp\!\!\!\perp \bar{X}_{t_0} \mid \mathcal{W})_{LS}$ does not hold, so that the conditions of Theorem 3 given in Section 4.1 in the Main Document are not satisfied.

We can still have a closer inspection on the quantity that would be estimated in practice, when working under an over-simplified causal model. If only data on Y , \mathcal{X} and \mathcal{W} is available, two different over-simplified models might be considered in practice: $(SV.Conf)$ or $(SV.Med)$ in Supplementary Figure 7.

First consider the case where $(SV.Conf)$ is (wrongly) considered as the true model. As $(Y^{\mathcal{X}=x} \perp\!\!\!\perp \mathcal{X} \mid \mathcal{W})_{SV.Conf}$ and, it follows from standard arguments [20, 24, 25] that, for any given x, x^* ,

$$ATE_{SV.Conf}(x; x^*) \Leftrightarrow \sum_{w \in \Omega_{\mathcal{W}}} [\mathbb{E}(Y \mid \mathcal{W} = w, \mathcal{X} = x) - \mathbb{E}(Y \mid \mathcal{W} = w, \mathcal{X} = x^*)] \times \mathbb{P}(\mathcal{W} = w).$$

But, for any x and w , we have, on the one hand,

$$\mathbb{E}(Y \mid \mathcal{X} = x, \mathcal{W} = w) = \mathbb{E}(Y \mid \bar{X}_{t_0} = \bar{x}_{t_0}, \bar{W}_{t_0} = \bar{w}_{t_0}),$$

for any \bar{x}_{t_0} and \bar{w}_{t_0} leading to $\mathcal{X} = x$ and $\mathcal{W} = w$, respectively, and, on the other hand

$$\mathbb{P}(\mathcal{W} = w) = \sum_{\bar{w}_{t_0} / \mathcal{W}=w} \mathbb{P}(\bar{W}_{t_0} = \bar{w}_{t_0}),$$

where the sum is over all possible values \bar{w}_{t_0} of \bar{W}_{t_0} in $\Omega_{\bar{W}_{t_0}}$ leading to $\mathcal{W} = w$. As a result

$$\begin{aligned} ATE_{SV.Conf}(x; x^*) &\Leftrightarrow \sum_{w \in \Omega_{\mathcal{W}}} \sum_{\substack{\bar{w}_{t_0} \in \Omega_{\bar{W}_{t_0}} \\ / \mathcal{W}=w}} [\mathbb{E}(Y \mid \bar{X}_{t_0} = \bar{x}_{t_0}, \bar{W}_{t_0} = \bar{w}_{t_0}) \\ &\quad - \mathbb{E}(Y \mid \bar{X}_{t_0} = \bar{x}_{t_0}^*, \bar{W}_{t_0} = \bar{w}_{t_0})] \\ &\quad \times \mathbb{P}(\bar{W}_{t_0} = \bar{w}_{t_0}), \\ &= \sum_{\bar{w}_{t_0} \in \Omega_{\bar{W}_{t_0}}} [\mathbb{E}(Y \mid \bar{X}_{t_0} = \bar{x}_{t_0}, \bar{W}_{t_0} = \bar{w}_{t_0}) \\ &\quad - \mathbb{E}(Y \mid \bar{X}_{t_0} = \bar{x}_{t_0}^*, \bar{W}_{t_0} = \bar{w}_{t_0})] \times \mathbb{P}(\bar{W}_{t_0} = \bar{w}_{t_0}), \\ &= \sum_{\bar{w}_{t_0} \in \Omega_{\bar{W}_{t_0}}} [\mathbb{E}(Y \mid \bar{X}_{t_0} = \bar{x}_{t_0}, \bar{W}_{t_0} = \bar{w}_{t_0}) - \mathbb{E}(Y \mid \bar{X}_{t_0} = \bar{x}_{t_0}^*, \bar{W}_{t_0} = \bar{w}_{t_0})] \quad (12) \\ &\quad \times \prod_{t=1}^{t_0} \mathbb{P}(W_t = w_t \mid \bar{W}_{t-1} = \bar{w}_{t-1}), \end{aligned}$$

for any \bar{x}_{t_0} and $\bar{x}_{t_0}^*$ leading to $\mathcal{X} = x$ and $\mathcal{X} = x^*$.

Now, observe that the conditional ignorability condition $(Y^{\bar{X}_{t_0}=\bar{x}_{t_0}} \perp\!\!\!\perp \bar{X}_{t_0} \mid \bar{W}_{t_0})_{LS}$ does not hold, since $(W_t)_{t>1}$ is affected by the time-varying exposure, but the sequential ignorability condition does hold: $(Y^{\bar{X}_{t_0}=\bar{x}_{t_0}} \perp\!\!\!\perp X_1 \mid W_1)_{LS}$ and $(Y^{\bar{X}_{t_0}=\bar{x}_{t_0}} \perp\!\!\!\perp X_t \mid \{\bar{X}_{t-1}, \bar{W}_t\})_{LS}$ for any time $t \in \llbracket 2; t_0 \rrbracket$. Therefore, for any \bar{x}_{t_0} and $\bar{x}_{t_0}^*$ in $\{0, 1\}^{t_0}$,

$$\begin{aligned} ATE_{LS}(\bar{x}_{t_0}; \bar{x}_{t_0}^*) &= \mathbb{E}_L \left(Y^{\bar{X}_{t_0}=\bar{x}_{t_0}} - Y^{\bar{X}_{t_0}=\bar{x}_{t_0}^*} \right), \\ &= \sum_{\bar{w}_{t_0} \in \Omega_{\bar{W}_{t_0}}} \left[\mathbb{E}(Y \mid \bar{X}_{t_0} = \bar{x}_{t_0}, \bar{W}_{t_0} = \bar{w}_{t_0}) \right. \\ &\quad \times \prod_{t=1}^{t_0} \mathbb{P}(W_t = w_t \mid \bar{W}_{t-1} = \bar{w}_{t-1}, \bar{X}_{t-1} = \bar{x}_{t-1}) \\ &\quad - \mathbb{E}(Y \mid \bar{X}_{t_0} = \bar{x}_{t_0}^*, \bar{W}_{t_0} = \bar{w}_{t_0}) \\ &\quad \left. \times \prod_{t=1}^{t_0} \mathbb{P}(W_t = w_t \mid \bar{W}_{t-1} = \bar{w}_{t-1}, \bar{X}_{t-1} = \bar{x}_{t-1}^*) \right], \end{aligned} \quad (13)$$

By comparing Equation (13) with Equation (12), it is clear that $ATE_{SV.Conf}(x; x^*)$ cannot usually be expressed in terms of longitudinal total effects. A noteworthy exception is when $(X_t)_t$ does not affect $(W_t)_t$, that is, when $(W_t)_t$ is a pure confounder: in this case Equation (13) coincide with Equation (12) and $ATE_{SV.Conf}(x; x^*) \simeq ATE_{LS}(\bar{x}_{t_0}; \bar{x}_{t_0}^*)$, for any \bar{x}_{t_0} and $\bar{x}_{t_0}^*$ leading respectively to $\mathcal{X} = x$ and $\mathcal{X} = x^*$ (note that, in this case, the versions are irrelevant and condition $(T3.Conf)$ holds, so this result also follows from Theorem 4 given in Section 4.1 the Main Document).

Now let us turn our attention to the case where model $(SV.Med)$ in Supplementary Figure 7 is wrongly considered as the true model. As $(Y^{\mathcal{X}=x} \perp\!\!\!\perp \mathcal{X})_{SV.Med}$, the quantity estimated in practice when working under model $(SV.Med)$ would be $ATE_{SV.Med}(x; x^*) \simeq \mathbb{E}(Y \mid \mathcal{X} = x) - \mathbb{E}(Y \mid \mathcal{X} = x^*)$. But, we have

$$\begin{aligned} ATE_{SV.Med}(x; x^*) &\simeq \sum_{\bar{x}_{t_0}} \sum_{\bar{x}_{t_0}^*} [\mathbb{E}(Y \mid \mathcal{X} = x, \bar{X}_{t_0} = \bar{x}_{t_0}) - \mathbb{E}(Y \mid \mathcal{X} = x^*, \bar{X}_{t_0} = \bar{x}_{t_0}^*)] \\ &\quad \times \mathbb{P}(\bar{X}_{t_0} = \bar{x}_{t_0} \mid \mathcal{X} = x) \times \mathbb{P}(\bar{X}_{t_0} = \bar{x}_{t_0}^* \mid \mathcal{X} = x^*), \\ &= \sum_{\bar{x}_{t_0}} \sum_{\bar{x}_{t_0}^*} \sum_{\bar{w}_{t_0} \in \Omega_{\bar{W}_{t_0}}} [\mathbb{E}(Y \mid \mathcal{X} = x, \bar{X}_{t_0} = \bar{x}_{t_0}, \bar{W}_{t_0} = \bar{w}_{t_0}) \\ &\quad - \mathbb{E}(Y \mid \mathcal{X} = x^*, \bar{X}_{t_0} = \bar{x}_{t_0}^*, \bar{W}_{t_0} = \bar{w}_{t_0}) \\ &\quad \times \mathbb{P}(\bar{W}_{t_0} = \bar{w}_{t_0} \mid \bar{X}_{t_0} = \bar{x}_{t_0}) \\ &\quad \times \mathbb{P}(\bar{W}_{t_0} = \bar{w}_{t_0} \mid \bar{X}_{t_0} = \bar{x}_{t_0}^*)] \\ &\quad \times \mathbb{P}(\bar{X}_{t_0} = \bar{x}_{t_0} \mid \mathcal{X} = x) \times \mathbb{P}(\bar{X}_{t_0} = \bar{x}_{t_0}^* \mid \mathcal{X} = x^*), \end{aligned}$$

$$\begin{aligned}
&= \sum_{\bar{x}_{t_0}} \sum_{\bar{x}_{t_0}^*} \sum_{\bar{w}_{t_0} \in \Omega_{\bar{W}_{t_0}}} \left[\mathbb{E}(Y \mid \mathcal{X} = x, \mathcal{W} = w, \bar{X}_{t_0} = \bar{x}_{t_0}, \bar{W}_{t_0} = \bar{w}_{t_0}) \right. \\
&\quad \left. - \mathbb{E}(Y \mid \mathcal{X} = x^*, \mathcal{W} = w, \bar{X}_{t_0} = \bar{x}_{t_0}^*, \bar{W}_{t_0} = \bar{w}_{t_0}) \right. \\
&\quad \left. \times \mathbb{P}(\bar{W}_{t_0} = \bar{w}_{t_0} \mid \bar{X}_{t_0} = \bar{x}_{t_0}^*) \right] \\
&\quad \times \mathbb{P}(\bar{X}_{t_0} = \bar{x}_{t_0} \mid \mathcal{X} = x) \times \mathbb{P}(\bar{X}_{t_0} = \bar{x}_{t_0}^* \mid \mathcal{X} = x^*), \\
&= \sum_{\bar{x}_{t_0}} \sum_{\bar{x}_{t_0}^*} \sum_{\bar{w}_{t_0} \in \Omega_{\bar{W}_{t_0}}} \left[\mathbb{E}(Y \mid \mathcal{X} = x, \mathcal{W} = w, \bar{X}_{t_0} = \bar{x}_{t_0}, \bar{W}_{t_0} = \bar{w}_{t_0}) \right. \\
&\quad \times \prod_{t=1}^{t_0} \mathbb{P}(W_t = w_t \mid \bar{W}_{t-1} = \bar{w}_{t-1}, \bar{X}_{t_0} = \bar{x}_{t_0}) \\
&\quad \left. - \mathbb{E}(Y \mid \mathcal{X} = x^*, \mathcal{W} = w, \bar{X}_{t_0} = \bar{x}_{t_0}^*, \bar{W}_{t_0} = \bar{w}_{t_0}) \right. \\
&\quad \times \prod_{t=1}^{t_0} \mathbb{P}(W_t = w_t \mid \bar{W}_{t-1} = \bar{w}_{t-1}, \bar{X}_{t_0} = \bar{x}_{t_0}^*) \left. \right] \\
&\quad \times \mathbb{P}(\bar{X}_{t_0} = \bar{x}_{t_0} \mid \mathcal{X} = x) \times \mathbb{P}(\bar{X}_{t_0} = \bar{x}_{t_0}^* \mid \mathcal{X} = x^*),
\end{aligned}$$

with w the value taken by \mathcal{W} when $\bar{W}_{t_0} = \bar{w}_{t_0}$.

On the other hand from Equation (13) it follows that

$$\begin{aligned}
ATE_{LS}(\bar{x}_{t_0}; \bar{x}_{t_0}^*) &= \sum_{\bar{w}_{t_0} \in \Omega_{\bar{W}_{t_0}}} \left[\mathbb{E}(Y \mid \mathcal{X} = x, \mathcal{W} = w, \bar{X}_{t_0} = \bar{x}_{t_0}, \bar{W}_{t_0} = \bar{w}_{t_0}) \right. \\
&\quad \times \prod_{t=1}^{t_0} \mathbb{P}(W_t = w_t \mid \bar{W}_{t-1} = \bar{w}_{t-1}, \bar{X}_{t-1} = \bar{x}_{t-1}) \\
&\quad \left. - \mathbb{E}(Y \mid \mathcal{X} = x^*, \mathcal{W} = w, \bar{X}_{t_0} = \bar{x}_{t_0}^*, \bar{W}_{t_0} = \bar{w}_{t_0}) \right. \\
&\quad \times \prod_{t=1}^{t_0} \mathbb{P}(W_t = w_t \mid \bar{W}_{t-1} = \bar{w}_{t-1}, \bar{X}_{t-1} = \bar{x}_{t-1}^*) \left. \right],
\end{aligned}$$

with x and x^* the values taken by \mathcal{X} when $\bar{X}_{t_0} = \bar{x}_{t_0}$ and $\bar{X}_{t_0} = \bar{x}_{t_0}^*$, respectively, and w the value taken by \mathcal{W} when $\bar{W}_{t_0} = \bar{w}_{t_0}$.

By comparing the last two equations, it is clear that $ATE_{SV.Med}(x; x^*)$ cannot usually be expressed in terms of longitudinal total effects. A noteworthy exception is when $(W_t)_t$ does not affect $(X_t)_t$, that is when $(W_t)_t$ is a pure mediator. In this case, $W_t \perp\!\!\!\perp \underline{X}_{t_0}^t \mid \bar{X}_{t-1}$ for any $t \in \llbracket 1; t_0 \rrbracket$, with $\underline{X}_{t_0}^t := (X_t, X_{t+1}, \dots, X_{t_0})$ which denotes the exposure profile from time t to time t_0 , and $ATE_{SV.Med}(x; x^*) \doteq \sum_{\bar{x}_{t_0}} \sum_{\bar{x}_{t_0}^*} ATE_{LS}(\bar{x}_{t_0}; \bar{x}_{t_0}^*) \times \mathbb{P}(\bar{X}_{t_0} = \bar{x}_{t_0} \mid \mathcal{X} = x) \times \mathbb{P}(\bar{X}_{t_0} = \bar{x}_{t_0}^* \mid \mathcal{X} = x^*)$. Therefore, in this case, $ATE_{SV.Med}(x; x^*)$ coincides with the weighted average given in Equation (8) in Section 4.1 in the Main Document (note that, in this case, condition $(T3.Uncond)$ holds, and this result also follows from Theorem 3 given in Section 4.1 in the Main Document).