

TESTING THE SPEED OF LIGHT OVER COSMOLOGICAL DISTANCES: THE COMBINATION OF STRONGLY LENSED AND UNLENSED SUPERNOVA IA

SHUO CAO¹, JINGZHAO QI¹, MAREK BIESIADA^{1,2*}, XIAOGANG ZHENG¹, TENGPENG XU¹, AND ZONG-HONG ZHU^{1†}*Draft version October 3, 2018*

ABSTRACT

Probing the speed of light is as an important test of General Relativity but the measurements of c using objects in the distant universe have been almost completely unexplored. In this letter, we propose an idea to use the multiple measurements of galactic-scale strong gravitational lensing systems with type Ia supernova acting as background sources to estimate the speed of light. This provides an original method to measure the speed of light using objects located at different redshifts which emitted their light in a distant past. Moreover, we predict that strongly lensed SNe Ia observed by the LSST would produce robust constraints on $\Delta c/c$ at the level of 10^{-3} . We also discuss whether the future surveys such as LSST may succeed in detecting any hypothetical variation of c predicted by theories in which fundamental constants have dynamical nature.

Keywords: cosmology: observations - gravitational lensing: strong - supernovae

1. INTRODUCTION

As one of the cornerstones of General Relativity as well as of many other gravitational theories, the speed of light c plays a very important role in modern physics. On the other hand, during the last two decades a great attention has been paid to the theories with varying speed of light (VSL), in which the speed of light might be dynamical and could have been varying in the past. Any possible violation of constancy of c would have far-reaching consequences for our understanding of the Nature. The interest in VSL theories was triggered by the conjecture that they could become an alternative to the inflationary mechanism of solving standard cosmological problems (Albrecht & Magueijo 1999; Barrow 1999; Barrow & Magueijo 1999). On the tide of growing popularity of VSL approach, Davies et al. (2002) claimed that variation of the speed of light can be discriminated from variation of the elementary charge based on the entropy of black holes. Later this claim was refuted by Carlip & Vaidya (2002); Flambaum (2002). It is worth recalling that Ellis & Uzan (2005) gave a sobering review of serious conceptual problems one faces while trying to change the status of c in Physics. In particular, they stressed that it is usually not consistent to allow a constant to vary in an equation that has been derived from a variational principle under the hypothesis of this quantity being constant. Therefore, one needs to go back to the Lagrangian and derive new equations after having replaced the constant by a dynamical field.

Although c has been measured with a very high precision most of these measurements were carried out on Earth or in our close cosmic surroundings. Recently, however, some advances have been made concerning measurements of the speed of light using extragalactic objects. Considering the relation between the maximum value of the angular diameter distance $D_A(z)$ and the

Hubble parameter $H(z)$ corresponding to this maximum, Salzano et al. (2015) discussed (on the simulated data) the possibility of using the Baryon Acoustic Oscillations (BAO) to place constraints on the variation of the speed of light. Then, Cai et al. (2016) investigated the constancy of c using independent observations of Hubble parameters $H(z)$ and luminosity distances from type Ia supernovae (SNe Ia) (Suzuki et al. 2012). The measurements of c in the distant universe is an almost completely uncharted territory. Recently, with the angular diameter distances measured for intermediate luminosity quasars extending to high redshifts, Cao et al. (2017b) performed the first measurement of the speed of light referring to the redshift baseline $z = 1.70$. The result was in a very well agreement with the value of c obtained on the Earth (i.e. at $z = 0$).

Gravitational lensing creates another opportunity to test the speed of light. In the well known gravitational lens Q0957+561 (Walsh et al. 1979; Young et al. 1981), the appearance of two images of $z_s = 1.41$ quasar within an Einstein radius of $3''.08$ around the core of the lensing galaxy at $z_l = 0.36$, has opened up a wide range of possibilities of using strong lensing systems in cosmology and astrophysics (Grillo et al. 2008; Biesiada, Piórkowska, & Malec 2010; Cao & Zhu 2012; Cao, Covone & Zhu 2012; Cao et al. 2012, 2013; Cao & Zhu 2014; Cao et al. 2015, 2016a; Li et al. 2016; Cao et al. 2017a). Strongly lensed SNe Ia, which has long been predicted in the literature (Refsdal 1964), remained un-discovered until very recently. Eventually, Goobar et al. (2017) reported the discovery of a new gravitationally lensed type Ia supernova (SNe Ia) iPTF16geu (SN 2016geu) from the intermediate Palomar Transient Factory (iPTF). Strong lensing time-delay predictions for this system were discussed in detail in More et al. (2017).

Here, we will focus on the idea of constraining c by using the measurements of galactic-scale strong gravitational lensing systems with SNe Ia acting as background sources. In a specific strong lensing system, time delay between the images of strongly lensed SN Ia is directly

¹ Department of Astronomy, Beijing Normal University, Beijing 100875, China; zhuzh@bnu.edu.cn

² Department of Astrophysics and Cosmology, Institute of Physics, University of Silesia, 75 Pułku Piechoty 1, 41-500 Chorzów, Poland; marek.biesiada@us.edu.pl

related to the speed of light, the Fermat potential difference, and the so-called time-delay distance. This opens a possibility to measure the speed of light on the baseline up to the redshift of the source.

2. METHODOLOGY

General Relativity predicts that light can be deflected by massive objects (e.g. galaxies) resulting in distorted multiple images of the background sources. For a specific strong-lensing system with the lensing galaxy at redshift z_l , the multiple-image separation of the source at redshift z_s depends on the ratio of angular-diameter distances between lens and source D_{ls} and between observer and source D_s (Schneider et al. 1992). In a spatially flat Friedman-Lemaître-Robertson-Walker metric the formula for the angular diameter distance reads

$$D_A(z_1, z_2) = \frac{c_{z_s}}{H_0(1+z_2)} \int_{z_1}^{z_2} \frac{dz'}{E(z')}, \quad (1)$$

where H_0 is the Hubble constant and $E(z)$ is the dimensionless expansion rate dependent on redshift z . It should be stressed at this point that even though we mentioned VSL theories above, we do not make use of any of these models. On the contrary, we use (here and in the equations that follows) the standard theory perceiving our goal as a measurement of the speed of light using extragalactic objects. We use the expression c_{z_s} instead of just c in order to emphasize that the speed of light would be determined on the baseline between the observer $z = 0$ and the source z_s . Hence, if the measured value turns out $c_{z_s} = c$ within statistical and systematic uncertainties, this would be a confirmation of the constancy of c (and hence the standard Physics that we know on Earth) using very distant objects. On the contrary, if $c_{z_s} \neq c$ significantly (note that this may happen in a space dependent manner) this could be a signal that c was not a fundamental constant, triggering further theoretical work in order to explain this result. At last, but not least, our approach makes it clear that, although we report dimension-full c_{z_s} , we do really constrain the dimensionless ratio c/c_0 or $\Delta c/c$.

Provided that the background source is a SNe Ia which is a transient event with well defined light curve after peak, the strong lensing time delay effect due to different light paths combined with Shapiro effect will be revealed in the photometry of its multiple images. Recently, strong gravitational time delays between the multiple images have become a promising tool in cosmology providing alternative measurements of the Hubble constant (Suyu et al. 2016; Liao et al. 2017). According to the theory of gravitational lensing, time delay between images θ_i and θ_j can be written as (Treu et al. 2010)

$$\Delta t_{i,j} = \frac{D_{\Delta t}(1+z_l)}{c_{z_s}} \Delta \phi_{i,j}, \quad (2)$$

where $\Delta \phi_{i,j} = [(\theta_i - \beta)^2/2 - \psi(\theta_i) - (\theta_j - \beta)^2/2 + \psi(\theta_j)]$ is the Fermat potential difference determined by the lens mass distribution. The source position, with respect to the line connecting the observer and the center of the lens is denoted by β , and ψ denotes two-dimensional lensing potential fulfilling the Poisson equation $\nabla^2 \psi = 2\kappa$, where κ is dimensionless surface mass density (convergence) of

the lens. The time-delay distance is defined as

$$D_{\Delta t} = \frac{D_l D_s}{D_{ls}}. \quad (3)$$

where D_{ls} and D_s are angular diameter distances between the lens and the source and between the observer and the source.

Assuming flat Friedman-Robertson-Walker metric, one can relate the angular diameter distance D_A to the proper distance D_P according to $D_A(z_1, z_2) = D_P(z_1, z_2)/(1+z_2)$. Since proper distances are additive, the distance ratio of D_{ls}/D_s can be expressed in terms of angular diameter distances D_l and D_s

$$\frac{D_{ls}}{D_s} = 1 - \frac{1+z_l}{1+z_s} \frac{D_l}{D_s} \quad (4)$$

By combining Eq. (1)-(4), one can express the speed of light as

$$c_{z_s} = \frac{D_l(1+z_l)D_s(1+z_s)}{(1+z_s)D_s - (1+z_l)D_l} \frac{1}{\Delta t_{i,j}} \Delta \phi_{i,j}, \quad (5)$$

which suggests how to measure this quantity using strong lensing systems. Note that for each specific strong lensing system, the derivation of Eq. (2)-(5) is based on the choice that c_{z_s} denotes the constant speed of light related to the baseline from the source to the observer. It is also straightforward to check that when the speed of light is a function of redshifts, the accurate derivation of the above equations could be very different, since the cosmological distances contain more a factor $c(z)$ outside the integral (Qi et al. 2014).

Current observational techniques allow the redshifts of the lens z_l and the source z_s to be measured precisely. Moreover, imaging and spectroscopy from the Hubble Space Telescope (HST) and ground-based observatories make it possible to derive three key ingredients for individual lenses: stellar velocity dispersion, high-resolution images of the lensing systems, and time delays. On the one hand, current high-resolution image astrometry, combined with the state-of-the-art lens modelling techniques (Suyu et al. 2010, 2012) and kinematic modelling methods (Auger et al. 2010; Sonnenfeld et al. 2012), will precisely determine the multiple image positions of the background source, the Einstein radius of the lensing system and thus place stringent limits on the Fermat potential $\Delta \phi_{i,j}$ with $< 3\%$ uncertainty (including the systematics) (Suyu et al. 2013, 2014; Liao et al. 2015). In practice, we also need to quantify the influence of matter along the line of sight (LOS) on the lens potential, contributing an extra systematic uncertainty at 1% level (Suyu et al. 2016). On the other hand, in the framework of typical quasar-elliptical galaxy lensing systems, well-measured light curves combined with new curve shifting algorithms (Tewes et al. 2013a) could provide $\Delta t_{i,j}$ measurements typically with 3% accuracy (Fassnacht et al. 2002; Courbin et al. 2011; Tewes et al. 2013b; Liao et al. 2015; Dobler et al. 2015). Time delays measured in lensed SNe Ia are supposed to be very accurate due to exceptionally well-characterized spectral sequences and considerable variation in light curve morphology (Nugent et al. 2002; Pereira et al. 2013). In this analysis, in the framework of SNe Ia-elliptical galaxy lensing systems, the fractional uncertainty of Δt is taken

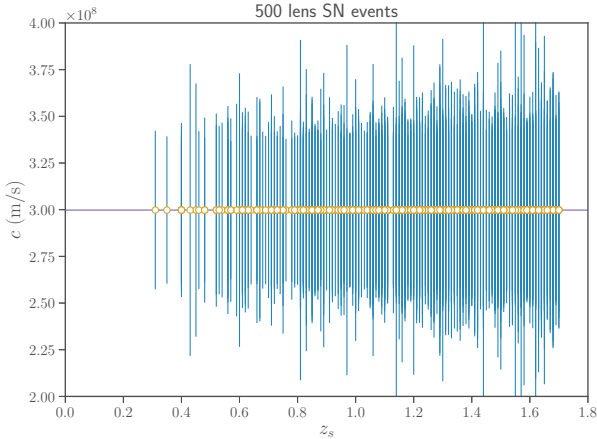


Figure 1. Individual measurements of the speed of light from the forthcoming LSST survey.

at the level of 1%, which is a reasonable assumption for well-measured light curves of lensed SNe Ia.

Concerning the time-delay distance, one might be tempted to pre-assume cosmological model e.g. as flat Λ CDM with $\Omega_m = 1 - \Omega_\Lambda = 0.3$ but this would introduce a hardly controllable bias. More reasonable approach is to derive the distances to the lens and to the source based on their redshifts and using the absolute distances to standard candles at these redshifts. It is commonly believed that unlensed SNe Ia can be calibrated as standard candles, which, combined with the so-called distance-duality relation (Etherington 1933; Cao & Liang 2011; Cao et al. 2016b), can provide the $D_A(z)$ (in the unit of Mpc) both at lens and source redshifts:

$$D_A(z) = \left(\frac{1}{1+z} \right)^2 10^{(m_X - M_B - K_{BX})/5 - 5}. \quad (6)$$

where m_X is the peak apparent magnitude of the supernova in filter X , M_B is its rest-frame B-band absolute magnitude, and K_{BX} denotes the cross-filter K-correction (Kim et al. 1996). For the purpose of our analysis, we determined the angular diameter distances D_l and D_s of strongly lensed SNs Ia by fitting a polynomial to the unlensed SNe Ia data. Therefore we bypassed the need to pre-assume any specific cosmological model. We expect that, in the near future, much bigger depth, area, resolution and sample sizes brought by the next generation wide and deep sky surveys (Marshall et al. 2005) will yield a huge number of strong lensing systems discovered, including lensed SNe Ia. In the following, we will illustrate what kind of results one could get using the future data from the forthcoming Large Synoptic Survey Telescope (LSST).

3. SIMULATED DATA

Within the next decade new wide-area imaging surveys are likely to discover thousands of lensed SNe Ia, time delay measurements of which will be derived from their time-domain information (observed by repeated scan of sky) and dedicated follow-up monitoring campaigns. Detailed calculation of the likely yields of several planned strong lensing surveys was recently performed by Goldstein & Nugent (2017). Considering realistic simulation of lenses and sources, they found that LSST can

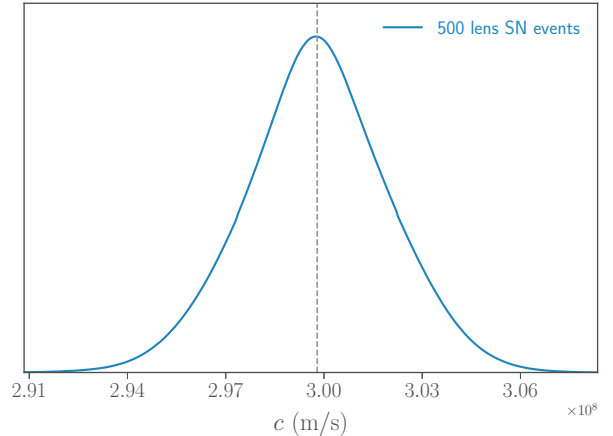


Figure 2. Probability distribution of the speed of light c possible to obtain from the forthcoming LSST survey.

discover up to 500 multiply imaged SNe Ia in a 10 year z -band search, which is more than an order of magnitude improvement over previous estimates (Oguri & Marshall 2010), while the LSST is expected to yield 10^6 unlensed type-Ia supernovae (Cullan et al. 2017).

In the framework of the method proposed by Collett (2015), we first simulated a population of realistic strong lenses possible to be observed by LSST. Because elliptical galaxies dominate in the galaxy lensing cross section (Oguri & Marshall 2010), we considered only SN Ia lensed by early-type galaxies, whose velocity dispersion function in the local Universe follows the modified Schechter function (Choi et al. 2007) (for discussion about such choice in view of other data on velocity dispersion distribution functions see Cao & Zhu (2012); Biesiada, et al. (2014)). In order to assess the accuracy of the Fermat potential recovery, we assumed the elliptically-symmetric power-law lens model, which has been widely used in several studies of X-ray observations of galaxies (Humphrey & Buote 2010) as well as strong lensing caused by early-type galaxies (Koopmans et al. 2006; Treu et al. 2006; Gavazzi et al. 2007; Koopmans et al. 2009). Following previous works (Oguri et al. 2008; Oguri & Marshall 2010), we assumed a Gaussian distribution for the ellipticity $e \sim \mathcal{N}(0.3, 0.16)$. Meanwhile, lens velocity dispersions are directly related to their masses. So, in order to check how well does our simulation represent real lenses we found that our simulated population of lenses is dominated by galaxies with $\sigma_v \sim 200$ km/s, having approximately Gaussian distribution characterized by $\sigma_v = 210 \pm 50$ km/s. These parameters could be inferred from high-quality imaging observations through state-of-the-art lens modelling techniques (Suyu et al. 2010, 2012) and kinematic modelling methods (Auger et al. 2010; Sonnenfeld et al. 2012). Comparison of this result with the SL2S sample, concerning the distribution of the velocity dispersion in the population of lenses, reveals similarity between the simulations and the real observations (Sonnenfeld et al. 2013).

In order to produce a catalog of lensed SN Ia candidates, three sources of uncertainties are included in our simulation of lensed SNe Ia: time delay, Fermat potential difference and the line of sight (LOS) effect (Liao et al. 2017). Firstly, compared with strongly lensed galax-

	$\delta\Delta t$	$\delta\Delta\psi$	δLOS	
Lensed SNe Ia	1%	3%	1%	
	σ_{meas} (mag)	σ_{int} (mag)	σ_{lens} (mag)	σ_{sys} (mag)
Unlensed SNe Ia	0.08	0.09	$0.07 \times z$	$0.01(1+z)/1.8$

Table 1

First row shows relative uncertainties of factors contributing to the accuracy of c measurement. $\delta\Delta t$, $\delta\Delta\psi$, δLOS correspond to time delay, Fermat potential difference and light-of-sight contamination, respectively. Second row displays different factors contributing to the uncertainty of the magnitude of unlensed SNe Ia. σ_{meas} , σ_{int} , σ_{lens} , σ_{sys} denote the photometric measurement uncertainty, the intrinsic scatter, the lensing magnification uncertainty and the total systematic uncertainty.

ies and quasars, which have already been discovered in large number (Cao et al. 2015; Shu et al. 2017), strongly lensed SNe Ia have notable advantages over traditional strong lenses as time-delay indicators. More specifically, benefiting from exceptionally well-characterized spectral sequences and relatively small variation in quickly evolving light curve shapes and color (Nugent et al. 2002; Pereira et al. 2013), time delays measured from lensed SNe Ia are less onerous than from AGNs and quasars. Therefore, as pointed out in the recent analysis by the strong lens time delay challenge (TDC) (Liao et al. 2015; Dobler et al. 2015), the fractional uncertainty at the level of 1% can be achieved for Δt . Secondly, a high-resolution imaging while the SNe Ia is still active is necessary to precisely determine the lens potential. Our simulation of a system with the lensed SNe Ia image quality typical to the HST observations and recovery of the relevant parameters with state-of-the-art lens modelling techniques, demonstrates that one can achieve the lens modelling (i.e., the Fermat potential difference) precision at $\sim 3\%$ level for a single well-measured time-delay lens system (Suyu et al. 2016). Finally, despite of these advantages, lensed SNe Ia still face the problem of the line of sight (LOS) contamination. Using the technique of simulations of many multiple image configurations, one could be able to quantify the influence of the matter along the LOS on strong lensing systems (Jaroszyński, et al. 2012). Further progress in this direction has been achieved by Collett et al. (2014), with the publicly available code **Pangloss** reconstructing the mass along a line of sight up to intermediate redshifts. We assumed that the LOS contamination might introduce 1% uncertainty in the lens potential (Liao et al. 2017).

We performed a Monte Carlo simulation to create the unlensed SNe Ia sample. The simulation was carried out in the following way: I) When calculating the sampling distribution (number density) of the SNe Ia population, we adopted the redshift-dependent SNe Ia rate from Sullivan et al. (2000). In each simulation, there were 5000 type Ia supernova covering the redshift range of $0.00 < z \leq 1.70$. II) Following the suggestion of Goldstein & Nugent (2017), the peak rest-frame M_B was assumed normally distributed with the mean -19.3 and standard deviation 0.2, while the cross-filter K -corrections were computed from the one-component SNe Ia spectral template of Nugent et al. (2002) (see Barbary (2014) for more details). III) Three sources of uncertainties were included in the peak apparent magnitude of the supernova. First, following the strategy described by the WFIRST Science Definition Team (SDT) (Spergel et al. 2015), the distance precision per SNe was determined by the following uncertainty model: $\sigma_{\text{stat}}^2 = \sigma_{\text{meas}}^2 + \sigma_{\text{int}}^2 + \sigma_{\text{lens}}^2$ (Hounsell et al. 2017), with

the mean uncertainty (including both statistical measurement uncertainty and statistical model uncertainty) $\sigma_{\text{meas}} = 0.08$ mag, the intrinsic scatter uncertainty $\sigma_{\text{int}} = 0.09$ mag, and the lensing uncertainty set to be $\sigma_{\text{lens}} = 0.07 \times z$ mag (Holz & Hughes 2005; Jönsson et al. 2010). Moreover, the total systematic uncertainty was also considered in the corrected SN Ia distances, which is modeled as $\sigma_{\text{sys}} = 0.01(1+z)/1.8$ (mag) (Hounsell et al. 2017).

In Table I we list the relative or absolute uncertainties of the above mentioned factors contributing to the accuracy of c measurement. Assuming that parameters whose uncertainties listed in Table I follow Gaussian distributions, one is able to obtain c and its average value using Eq. (5). In order to guarantee unbiased final results, this process was repeated 10^3 times for each strong lensing system.

4. RESULTS AND DISCUSSION

Expected results of the speed of light measurements obtained from LSST are shown in Fig. 1. Previous successful measurement of c using the quasar sample combined with the expansion rate function $H(z)$ based on the data from cosmic chronometers and BAO (see Qi et al. (2018) for the recent observations of Hubble parameters), even though being an important achievement providing the first assessment of the speed of light referring to the distant past, was just a single measurement with the base-line $z = 1.70$ (Cao et al. 2017b). In contrast, concerning the method proposed here, we expect that the high resolution imaging of LSST will make it possible to discover a large number of strong lensing systems leading to $N \sim 500$ measurements of c for the optimal imaging case. The question now arises: *Are these measurements sufficient enough to detect possible VSL effects?* Considering the high precision measurement of the speed of light c_0 on Earth, with the fractional uncertainty of 10^{-9} , it is very difficult to achieve competitive results with cosmological measurements. SNe Ia observations, however, would provide us the value of c_{z_s} , the speed of light at redshift base-line z_s , from which we may study the accuracy concerning the deviation from c_0 , $\Delta c = c_{z_s} - c_0$. The effectiveness of our method could be seen from the precision of measurements of c at different redshift base-lines. These are summarized in Fig. 2 and Fig. 3. The forecasts for the LSST survey is: strongly lensed SNe Ia observed by LSST would produce robust constraints on the speed of light at the level of $\Delta c/c = 0.005$, if the distance measurements from unlensed counterparts are available. This is the most unambiguous result of the current dataset.

It is interesting to compare our results with the analysis of Salzano et al. (2015) who first proposed to test

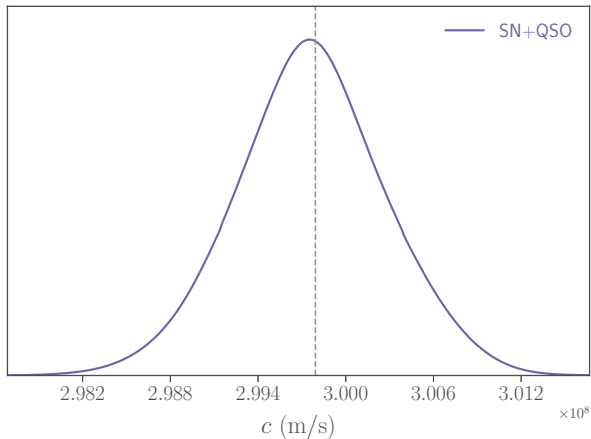


Figure 3. Probability distribution of the speed of light c possible to obtain from the forthcoming LSST survey, with the combination of lensed SNe Ia and lensed quasars.

the constancy of c using cosmological observables. They noticed that at the redshift z_M where the angular diameter distance attains its maximum $D_A(z_M)H(z_M) = c_{z_M}$. Therefore, whenever one was able to observationally determine z_M and reconstruct (with some non-parametric method) $D_A(z)$ in its neighborhood together with the expansion rate $H(z)$, the measurement of c_{z_M} could be directly obtained. Then, their idea was to use the BAO measurements providing both radial and tangential BAO modes to accomplish this goal. More specifically, Salzano et al. (2015) found that the future missions such as Euclid would be able to give stringent fits on the speed of light at the level of $\Delta c/c = 0.009$, while a VSL of 1% (if any) will be detected at 1σ level. Further progress in this direction has recently been achieved by Cai et al. (2016), who showed that DES can not provide better improvement in detecting variation of the speed of light for the 1% case. Another approach was taken in the paper of Cao et al. (2017b), where $D_A(z)$ function was reconstructed (using Gaussian processes) from compact radio sources and $H(z)$ from passively evolving galaxies. The result – first actual measurement of the speed of light using extragalactic objects – confirmed constancy of c at 6% level (1σ uncertainty level, or 1.4% based on the central fit). Therefore, the combination of strongly lensed and unlensed SN Ia may achieve considerably higher precision of c measurements than the other popular astrophysical probes including BAO+ $H(z)$. We would like to stress that our method of measuring c from lensed SNe Ia is not only competitive with BAO, but also does not rely on any pre-assumed values of cosmological parameters.

There are still many ways in which our technique might be improved. First is suggested by the methodology applied in our previous study (Cao et al. 2017b). Hence, our method could also be applied to the quasar-galaxy strong lensing systems with radio quasars acting as background sources. According to the analysis of Oguri & Marshall (2010), LSST should find 3000 lensed quasars, an order of magnitude improvement over the lensed SNe Ia. Instead of SNe Ia as standard candles, one may use the angular sizes of the compact structure in intermediate luminosity radio quasars (Cao et al. 2017b) from the very-long-baseline interferometry (VLBI) observations and use them as standard rulers at different red-

shifts (Cao et al. 2017c). Because statistical uncertainty is inversely proportional to \sqrt{N} , where N is the number of systems, future observations of a lensed quasars will enable us to get more precise measurements of the speed of light. Actually, such combination of strongly lensed SNe Ia and quasars will result in more stringent constraints on the speed of light at the level of $\Delta c/c = 0.001$. The results are shown in Fig. 3. Even more important is that in such case LSST may succeed in detecting possible existence of VSL effects. Finally, let us emphasize that the improved accuracy of the lens model and the time-delay measurements is crucial to our method. Recently, Liao et al. (2017) proposed a new strategy to simultaneously detect strongly lensed gravitational waves (GWs) and their electromagnetic (EM) counterpart, which will improve the precision of the Fermat potential reconstruction to 0.5%. Given the wealth of available imaging and spectroscopic data, one might be optimistic about achieving much higher precision of lensing time-delays in the future. In that case, the precision of c measurements using extragalactic objects would be much higher.

ACKNOWLEDGMENTS

This work was supported by National Key R&D Program of China No. 2017YFA0402600; the National Basic Science Program (Project 973) of China under (Grant No. 2014CB845800); the National Natural Science Foundation of China under Grants Nos. 11503001, 11690023, 11373014, and 11633001; Beijing Talents Fund of Organization Department of Beijing Municipal Committee of the CPC; the Strategic Priority Research Program of the Chinese Academy of Sciences, Grant No. XDB23000000; the Interdiscipline Research Funds of Beijing Normal University; and the Opening Project of Key Laboratory of Computational Astrophysics, National Astronomical Observatories, Chinese Academy of Sciences. J.-Z. Qi was supported by China Postdoctoral Science Foundation under Grant No. 2017M620661. M.B. was supported by Foreign Talent Introducing Project and Special Fund Support of Foreign Knowledge Introducing Project in China.

REFERENCES

- Albrecht, A. & Magueijo, J. 1999, PRD, 59, 043516
- Auger, M. W., et al. 2010, ApJ, 724, 511
- Barbary, K. 2014, doi:10.5281/zenodo.11938
- Barrow, J. D. 1999, PRD, 59, 043515
- Barrow, J. D. & Magueijo, J. 1999, PLB, 447, 246
- Biesiada, M., Piórkowska, A., & Malec, B. 2010, MNRAS, 406, 1055
- Biesiada, M., et al. 2014, JCAP, 10, 080.
- Cai, R. G., Guo, Z. K., & Yang, T. 2016, JCAP, 08, 016
- Cao, S., & Liang, N. 2011, RAA, 11, 1199
- Cao, S., & Zhu, Z.-H. 2011, A&A, 538, A43
- Cao, S., Covone, G., & Zhu, Z.-H. 2012, ApJ, 755, 516
- Cao, S., Pan, Y., Biesiada, M., Godłowski, W. & Zhu, Z.-H. 2012, JCAP, 03, 016
- Cao, S., et al. 2013, RAA, 13, 15
- Cao, S., & Zhu, Z.-H. 2014, PRD, 90, 083006
- Cao, S., Biesiada, M., Gavazzi, R., Piórkowska, A. & Zhu Z.-H. 2015, ApJ, 806, 185
- Cao, S., et al. 2016a, MNRAS, 461, 2192
- Cao, S., et al. 2016b, MNRAS, 457, 281
- Cao, S., et al. 2017a, ApJ, 835, 92
- Cao, S., Biesiada, M., Jackson, J., Zheng, X. & Zhu Z.-H. 2017b, JCAP, 02, 012

- Cao, S., Zheng X., Biesiada M., Qi J., Chen Y. & Zhu Z.-H. 2017c, *A&A*, 606, A15
- Carlip, S., & Vaidya, S. 2002, hep-th/0209249
- Choi, Y.-Y., et al. 2007, *ApJ*, 658, 884
- Collett, T. E., et al. 2013, *MNRAS*, 432, 679
- Collett, T. E. 2015, *ApJ*, 811, 20
- Cullan, H., Robotham, A. S. G., Lagos, C. D. P., & Kim, A. G., 2017, *ApJ*, 847, 128
- Courbin, F., et al. 2011, *A&A*, 536, A53
- Davies, P. C. W., et al. 2002, *Nature*, 418, 602
- Dobler, G., et al. 2015, *ApJ*, 799, 168
- Ellis, G. F. R., & Uzan, J.-P. 2005, *Am. J. Phys.* 73, 240
- Etherington, I. M. H. 1933, *Philosophical Magazine*, 15, 761 (reprinted in 2007, *Gen. Rel. Grav.* 39, 1055)
- Fassnacht, C. D., et al. 2002, *ApJ*, 581, 823
- Flambaum, V. V. 2002, astro-ph/0208384
- Gavazzi, R., Treu, T., Rhodes, J. D., et al. 2007, *ApJ*, 667, 176
- Goldstein, D. A., & Nugent, P. E. 2017, *ApJL*, 834, L5
- Goobar, A., et al. 2017, *Science*, 356, 291
- Grillo, C., Lombardi, M., & Bertin, G. 2008, *A&A*, 477, 397
- Holz, D. E., & Hughes, S. A., 2005, *ApJ*, 629, 15
- Hounsell, R., et al. 2017, arXiv:1702.01747v1
- Humphrey, P. J., & Buote, D. A. 2010, *MNRAS*, 403, 2143
- Jaroszynski, M., & Kostrzewa-Rutkowska, Z. 2012, *MNRAS*, 424, 325
- Jönsson, J., et al. 2010, *MNRAS*, 405, 535
- Kim, A., Goobar, A., & Perlmutter, S. 1996, *PASP*, 108, 190
- Koopmans, L. V. E., et al. 2006, *ApJ*, 649, 599
- Koopmans, L. V. E., et al. 2009, *ApJ*, 703, L51
- Li, X. L., et al. 2016, *RAA*, 16, 84
- Liao, K., et al. 2015, *ApJ*, 800, 11
- Liao, K., Fan, X.-L., Ding, X., Biesiada, M. & Zhu Z.-H., 2017, *Nature Communications*, 8, 1148
- Marshall, P., Blandford, R., & Sako, M. 2005, *NAR*, 49, 387
- More, A., et al. 2017, *ApJL*, 835, L25
- Nugent, P., Kim, A., & Perlmutter, S. 2002, *PASP*, 114, 803
- Oguri, M., et al., 2008, *AJ*, 135, 512
- Oguri, M. & Marshall, P. J. 2010, *MNRAS*, 405, 2579
- Pereira, R., Thomas, R. C., Aldering, G., et al. 2013, *A&A*, 554, A27
- Qi, J. Z., et al. 2014, *PRD*, 90, 063526
- Qi, J. Z., et al. 2018, *RAA*, 18, 66
- Refsdal, S. 1964, *MNRAS*, 128, 307
- Salzano, V., Dabrowski, M. & Lazkoz, R. 2015, *PRL*, 114, 101304
- Schneider, P., Ehlers, J., & Falco, E. E. 1992, *Gravitational Lenses*
- Seikel, M., Clarkson, C., & Smith, M. 2012, *JCAP*, 06, 036
- Shu, Y., et al. 2017, arXiv:1711.00072
- Sonnenfeld, A., et al. 2012, *ApJ*, 752, 163
- Sonnenfeld, A., Treu, T., Gavazzi, R., et al. 2013a, *ApJ*, 777, 98
- Spiegel, D., et al., 2015, arXiv:1503.03757
- Sullivan, M., Ellis, R., Nugent, P., Smail, I., & Madau, P. 2000, *MNRAS*, 319, 549
- Suyu, S. H., et al. 2010, *ApJ*, 711, 201
- Suyu, S. H., et al. 2012, *ApJ*, 750, 10
- Suyu, S. H., et al. 2013, *ApJ*, 766, 70
- Suyu, S. H., et al. 2014, *ApJ*, 788, L35
- Suyu, S. H., et al., arXiv:1607.00017
- Suzuki, N., et al. 2012, *ApJ*, 746, 85
- Tewes, M., Courbin, F., Meylan, G. 2013a, *A&A*, 553, A120
- Tewes, M., et al. 2013b, *A&A*, 556, A22
- Treu, T., et al. 2006b, *ApJ*, 650, 1219
- Treu, T. et al. 2010, *ARA&A*, 48, 87
- Walsh, D., Carswell, R. F., & Weymann, R. J. 1979, *Nature*, 279, 38
- Young, P., Gunn, J. E., Oke, J. B., Westphal, J. A., & Kristian, J. 1981, *ApJ*, 244, 736