

Distributed linear regression by averaging

Edgar Dobriban* and Yue Sheng†

October 11, 2019

Abstract

Distributed statistical learning problems arise commonly when dealing with large datasets. In this setup, datasets are partitioned over machines, which compute locally, and communicate short messages. Communication is often the bottleneck. In this paper, we study one-step and iterative *weighted parameter averaging* in statistical *linear models* under *data parallelism*. We do linear regression on each machine, send the results to a central server, and take a weighted average of the parameters. Optionally, we iterate, sending back the weighted average and doing local ridge regressions centered at it. How does this work compared to doing linear regression on the full data? Here we study the performance loss in *estimation*, *test error*, and *confidence interval length* in high dimensions, where the number of parameters is comparable to the training data size.

We find the performance loss in one-step weighted averaging, and also give results for iterative averaging. We also find that different problems are affected differently by the distributed framework. Estimation error and confidence interval length increase a lot, while prediction error increases much less. We rely on recent results from random matrix theory, where we develop a new calculus of deterministic equivalents as a tool of broader interest.

1 Introduction

Datasets are constantly increasing in size and complexity. This leads to important challenges for practitioners. Statistical inference and machine learning, which used to be computationally convenient on small datasets, now bring an enormous computational burden.

Distributed computation is a universal approach to deal with large datasets. Datasets are partitioned across several machines (or workers). The machines perform computations locally and communicate only small bits of information with each other. They coordinate to compute the desired quantity. This is the standard approach taken at large technology companies, which routinely deal with huge datasets spread over computing units. What are the best ways to divide up and coordinate the work?

The same problem arises when the data is distributed due to privacy, security, or ethical concerns. For instance, medical and healthcare data is typically distributed across hospitals or medical units. The parties agree that they want to aggregate the results. At the same time, they do not want other parties access their data. How can they compute the desired aggregates, without sharing the data?

*Wharton Statistics Department, University of Pennsylvania. E-mail: dobriban@wharton.upenn.edu.

†Graduate Group in Applied Mathematics and Computational Science, Department of Mathematics, University of Pennsylvania. E-mail: yuesheng@sas.upenn.edu.

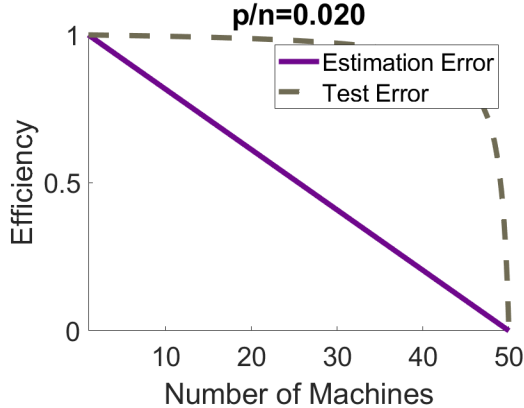


Figure 1: How much accuracy do we lose in distributed regression? The plots show the relative efficiency, i.e., the ratio of errors, of the global least squares (OLS) estimator, compared to the distributed estimator averaging the local least squares estimators. This efficiency is at most unity, because the global estimator is more accurate. If the efficiency is close to unity, then averaging is accurate. We show the behavior of estimation and test error, as a function of number of machines. We see that estimation error is *much more affected* than test error. The specific formulas are given in Table 1.

In both cases, the key question is how to do statistical estimation and machine learning in a distributed setting. And what performance can the best methods achieve? This is a question of broad interest, and it is expected that the area of distributed estimation and computation will grow even more in the future.

In this paper, we develop precise theoretical answers to fundamental questions in distributed estimation. We study *one-step and iterative parameter averaging* in statistical *linear models* under *data parallelism*. Specifically, suppose in the simplest case that we do linear regression (Ordinary Least Squares, OLS) on each subset of a dataset distributed over k machines, and take an optimal weighted average of the regression coefficients. How do the statistical and predictive properties of this estimator compare to doing OLS on the full data?

We study the behavior of several learning and inference problems, such as *estimation error*, *test error* (i.e., out-of-sample *prediction error*), and *confidence intervals*. We also consider a high-dimensional (or proportional-limit) setting where the number of parameters is of the same order as the number of total samples (i.e., the size of the training data). We also study an analogous iterative algorithm, where we do local ridge regressions, take averages of the parameters on a central machine, send back the update to the local machines, and then again do local ridge, but where the penalty is centered around the previous mean. Our iterative algorithm falls between several classical methods such as ADMM and DANE, and we discuss connections.

We discover the following key phenomena, some of which are surprising in the context of existing work:

1. **Sub-optimality.** One-step averaging is not optimal (even with optimal weights), meaning that it leads to a performance decay. In contrast to some recent work (see the related work section), we find that there is a clear performance loss due to one-step averaging *even if we split the data only into two subsets*. This loss is because the number of parameters

Table 1: Estimation, Confidence Interval, and test efficiency as a function of number of machines k , the sample size n , and the dimension p . This is how much smaller the error of the global estimator is compared to the distributed estimator. These functions are plotted and described in Figure 1.

Quantity	Relative efficiency (n, p, k)
Estimation & CIs	$\frac{n - kp}{n - p}$
Test error	$\frac{1}{1 + \frac{p^2(k-1)}{n(n-kp)}}$

is of the same order as the sample size. However, we can quantify this loss precisely.

- 2. Strong problem-dependence.** Different learning and inference problems are affected differently by the distributed framework. Specifically, *estimation error and the length of confidence intervals increases a lot, while prediction error increases less*. The intuition is that prediction is a noisy task, and hence the extra error incurred is relatively smaller.
- 3. Simple form and universality.** The asymptotic efficiencies for one step distributed learning have simple forms that are often *universal*. Specifically, they do not depend on the covariance matrix of the data, or on the sample sizes on the local machines. For instance, the estimation efficiency *decreases linearly in the number of machines k* (see Figure 1 and Table 1).
- 4. Iterative parameter averaging has benefits.** We show that simple iterative parameter averaging mechanisms can reduce the error efficiently. We also exhibit computation-statistics tradeoffs: depending on the hyperparameters, we can converge fast to statistically suboptimal solutions; or vice versa.

While there is already a lot of work in this direction (see Section 2) our results are new and complementary. The key elements of novelty of our setting are: (1) The sample size and the dimension are comparable, and we do not assume sparsity. (2) We have a new mathematical approach, using recent results from asymptotic random matrix theory such as (Rubio and Mestre, 2011). Our approach also develops a novel theoretical tool, the *calculus of deterministic equivalents*, and we illustrate how it can be useful in other problems as well. (3) We consider several accuracy metrics (estimation, prediction) in a unified framework of so-called general linear functionals.

The code for our paper is available at <http://www.github.com/dobriban/dist>.

2 Some related work

In this section we discuss some related work. There is a great deal of work in computer science and optimization on parallel and distributed computation (see e.g., Bertsekas and Tsitsiklis, 1989; Boyd et al., 2011; Bekkerman et al., 2011). In addition, there are several popular examples of distributed data processing frameworks: for instance MapReduce (Dean and Ghemawat, 2008) and Spark (Zaharia et al., 2010).

In contrast, there is less work on understanding the statistical properties, and the inherent computation-statistics tradeoffs, in distributed computation environments. This area has attracted increasing attention only in recent years, see for instance McDonald et al. (2009); Zhang et al. (2012, 2013b,a); Duchi et al. (2014); Zhang et al. (2015); Braverman et al. (2016);

Jordan et al. (2016); Rosenblatt and Nadler (2016); Smith et al. (2016); Fan et al. (2017); Lin et al. (2017); Lee et al. (2017); Battey et al. (2018); Zhu and Lafferty (2018), and the references therein. See Huo and Cao (2018) for a review. We can only discuss the most closely related papers due to space limitations.

Zinkevich et al. (2009) study the parallelization of SGD for learning, by reducing it to the study of delayed SGD; giving positive results for low latency "multicore" settings. They give an insightful discussion of the impact of various computational platforms, such as shared memory architectures, clusters, and grid computing. McDonald et al. (2009) propose averaging methods for special conditional maximum entropy models, showing variance reduction properties. Zinkevich et al. (2010) expand on this, proposing "parallel SGD" to average the SGD iterates computed on random subsets of the data. Their proof is based on the contraction properties of SGD.

Zhang et al. (2013b) bound the leading order term for MSE of averaged estimation in empirical risk minimization. Their bounds do not explicitly take dimension into account. However, their empirical data example clearly has large dimension p , considering a logistic regression with sample size $n = 2.4 \cdot 10^8$, and $p = 740,000$, so that $n/p \approx 340$. In their experiments, they distribute the data over up to 128 machines. So, our regime, where k is of the same order as n/p , matches well their simulation setup. In addition, their concern is on regularized estimators, where they propose to estimate and reduce bias by subsampling.

Liu and Ihler (2014) study distributed estimation in statistical exponential families, connecting the efficiency loss from the global setting to the deviation from full exponential families. They also propose nonlinear KL-divergence-based combination methods, which can be more efficient than linear averaging.

Zhang et al. (2015) study divide and conquer kernel ridge regression, showing that the partition-based estimator achieves the statistical minimax rate over all estimators. Due to their generality, their results are more involved, and also their dimension is fixed. Lin et al. (2017) improve those results. Duchi et al. (2014) derive minimax bounds on distributed estimation where the number of bits communicated is controlled.

Rosenblatt and Nadler (2016) consider the distributed learning problem in three different settings. The first two settings are fixed dimensional. The third setting is high-dimensional M -estimation, where they study the first order behavior of estimators using prior results from Donoho and Montanari (2013); El Karoui et al. (2013). This is possibly the most closely related work to ours in the literature. They use the following representation, derived in the previous works mentioned above: a high-dimensional M -estimator can be written as $\hat{\beta} = \beta + r(\gamma)\Sigma^{-1/2}\zeta(1 + o_P(1))$, where $\zeta \sim \mathcal{N}(0, I_p/p)$, γ is the limit of p/n , and $r(\gamma)$ is a constant depending on the loss function, whose expression can be found in Donoho and Montanari (2013); El Karoui et al. (2013).

They derive a relative efficiency formula in this setting, which for OLS takes the form

$$\frac{\mathbb{E}\|\hat{\beta}_{dist} - \beta\|^2}{\mathbb{E}\|\hat{\beta} - \beta\|^2} = 1 + \gamma(1 - 1/k) + O(\gamma^2).$$

In contrast, our result for this case (Theorem 5.1) is equal to

$$\frac{1 - \gamma}{1 - k\gamma} = 1 + \gamma \frac{k - 1}{1 - k\gamma}.$$

Thus, our result is much more precise, and in fact exact, while of course being limited to the special case of linear regression.

In a heterogeneous data setting, Zhao et al. (2016) fit partially linear models, and estimate the common part by averaging. For model selection problems in GLM, Chen and Xie (2014) propose weighted majority voting methods. Lee et al. (2017) study sparse linear regression,

showing that averaging debiased lasso estimators can achieve the optimal estimation rate if the number of machines is not too large. Battey et al. (2018) study a similar problem, also including hypothesis testing under more general sparse models. Shi et al. (2018); Banerjee et al. (2019) show that in problems with non-standard rates, averaging can lead to improved pointwise inference, while decreasing performance in a uniform sense. Volgushev et al. (2019) (among other contributions) provide conditions under which averaging quantile regression estimators have an optimal rate. Banerjee and Durot (2018) propose improvements based on communicating smoothed data, and fitting estimators after. Szabo and van Zanten (2018) study estimation methods under communication constraints in nonparametric random design regression model, deriving both minimax lower bounds and optimal methods.

See Section 7 for more discussion of multi-round methods.

3 One-step weighted averaging: General linear functionals

We consider the standard linear model

$$Y = X\beta + \varepsilon.$$

Here we have an outcome variable y along with some p covariates $x = (x^1, \dots, x^p)^\top$, and want to understand their relationship. We observe n such data points, arranging their outcomes into the $n \times 1$ vector Y , and their covariates into the $n \times p$ matrix X . We assume that Y depends linearly on X , via some unknown $p \times 1$ parameter vector β .

We assume there are more samples than training data points, i.e., $n > p$, while p can also be large. In that case, a gold standard is the usual least squares estimator (ordinary least squares or OLS)

$$\hat{\beta} = (X^\top X)^{-1} X^\top Y.$$

We also assume that the coordinates of the noise ε are uncorrelated and have variance σ^2 .

Suppose now that the samples are distributed across k machines (these can be real machines, but they can also be—say—sites or hospitals in medical applications, or mobile devices in federated learning). The i -th machine has the $n_i \times p$ matrix X_i , containing n_i samples, and also the $n_i \times 1$ vector Y_i of the corresponding outcomes for those samples. Thus, the i -th worker has access to only a subset of training n_i data points out of the total of n training data points. For instance, if the data points denote n users, then they may be partitioned into k sets based on country of residence, and we may have n_1 samples from the United States on one server, n_2 samples from Canada on another server, etc. The broad question is: How can we estimate the unknown regression parameter β if we need to do most of the computations locally?

Let us write the partitioned data as

$$X = \begin{bmatrix} X_1 \\ \dots \\ X_k \end{bmatrix}, \quad Y = \begin{bmatrix} Y_1 \\ \dots \\ Y_k \end{bmatrix}.$$

We also assume that each *local* OLS estimator $\hat{\beta}_i = (X_i^\top X_i)^{-1} X_i^\top Y_i$ is well defined, which requires that the number of local training data points n_i must be at least p on each machine (so $n_i \geq p$). We first consider combining the local OLS estimators at a parameter server via one-step weighted averaging. Since they are uncorrelated and unbiased for β , we consider unbiased weighted estimators

$$\hat{\beta}_{dist}(w) = \sum_{i=1}^k w_i \hat{\beta}_i$$

Table 2: A general framework for finite-sample efficiency calculations. The rows show the various statistical problems studied in our work, namely estimation, confidence interval formation, in-sample prediction, out-of-sample prediction and regression function estimation. The elements of the row show how these tasks fall in the framework of linear functional prediction described in the main body.

Statistical learning problem	L_A	\hat{L}_A	A	h	N
Estimation	β	$\hat{\beta}$	I_p	0	0
Regression function estimation	$X\beta$	$X\hat{\beta}$	X	0	0
Confidence interval	β_j	$\hat{\beta}_j$	E_j^\top	0	0
Test error	$x_t^\top \beta + \varepsilon_t$	$x_t^\top \hat{\beta}$	x_t^\top	1	0
Training error	$X\beta + \varepsilon$	$X\hat{\beta}$	X	1	$\sigma^2 I_n$

with $\sum_{i=1}^k w_i = 1$.

We introduce a "general linear functional" framework to study learning tasks such as estimation and prediction in a unified way. In the general framework, we predict *linear functionals* of β of the form

$$L_A = A\beta + Z.$$

Here A is a fixed $d \times p$ matrix, and Z is a zero-mean Gaussian noise vector of dimension d , with covariance matrix $\text{Cov}[Z] = h\sigma^2 I_d$, for some scalar parameter $h \geq 0$. We denote the covariance matrix between ε and Z by N , so that $\text{Cov}[\varepsilon, Z] = N$. If $h = 0$, we say that there is no noise. In that case, we necessarily have $N = 0$.

We predict the linear functional L_A via plug-in based on some estimator $\hat{\beta}_0$ (typically OLS or distributed OLS)

$$\hat{L}_A(\hat{\beta}_0) = A\hat{\beta}_0.$$

We measure the quality of estimation by the mean squared error

$$M(\hat{\beta}_0) = \mathbb{E}\|L_A - \hat{L}_A(\hat{\beta}_0)\|^2.$$

We compute the *relative efficiency* of OLS $\hat{\beta}$ compared to a weighted distributed estimator $\hat{\beta}_{dist} = \hat{\beta}_{dist}(w)$:

$$E(A, d; X_1, \dots, X_k) := \frac{M(\hat{\beta})}{M(\hat{\beta}_{dist})}.$$

The relative efficiency is a fundamental quantity, giving the loss of accuracy due to distributed estimation.

3.1 Examples

We now show how several learning and inference problems fall into the general framework. See Table 2 for a concise summary.

- **Parameter estimation.** In parameter estimation, we want to estimate the regression coefficient vector β using $\hat{\beta}$. This is an example of the general framework by taking $A = I_p$, and without noise (so that $h = 0$).

- **Regression function estimation.** We can use $X\hat{\beta}$ to estimate the regression function $\mathbb{E}(Y|X) = X\beta$. In this case, the transform matrix is $A = X$, the linear functional is $L_A = X\beta$, the predictor is $\hat{L}_A = X\hat{\beta}$, and there is no noise.
- **Out-of-sample prediction (Test error).** For out-of-sample prediction, or test error, we consider a test data point (x_t, y_t) , generated from the same model $y_t = x_t^\top \beta + \varepsilon_t$, where x_t, ε_t are independent of X, ε , and only x_t is observable. We want to use $x_t^\top \hat{\beta}$ to predict y_t .
This corresponds to predicting the linear functional $L_{x_t} = x_t^\top \beta + \varepsilon_t$, so that $A = x_t^\top$, and the noise is $Z = \varepsilon_t$, which is uncorrelated with the noise ε in the original problem.
- **In-sample prediction (Training error).** For in-sample prediction, or training error, we consider predicting the response vector Y , using the model fit $X\hat{\beta}$. Therefore, the functional L_A is $L_A = Y = X\beta + \varepsilon$. This agrees with regression function estimation, except for the noise $Z = \varepsilon$, which is identical to the original noise. Hence, the noise scale is $h = 1$, and $N = \text{Cov}[\varepsilon, Z] = \sigma^2 I_n$.
- **Confidence intervals.** To construct confidence intervals for individual coordinates, we consider the normal model $Y \sim \mathcal{N}(X\beta, \sigma^2 I_n)$. Assuming σ^2 is known, a confidence interval with coverage $1 - \alpha$ for a given coordinate β_j is

$$\hat{\beta}_j \pm \sigma z_{\alpha/2} V_j^{1/2},$$

where $z_\alpha = \Phi^{-1}(\alpha)$ is the inverse normal CDF, and V_j is the j -th diagonal entry of $(X^\top X)^{-1}$.

Therefore, we can measure the difficulty of the problem by V_j . The larger V_j is, the longer the confidence interval. This also measures the difficulty of estimating the coordinate $L_A = \beta_j$. This can be fit in our general framework by choosing $A = E_j^\top$, the $1 \times p$ vector of zeros, with only a one in the j -th coordinate. This problem is noiseless. In this sense, the problem of confidence intervals is the same as the estimation accuracy for individual coordinates of β .

If σ is not known, then we first need to estimate it in a distributed way. This is an interesting problem in itself, but beyond the scope of our current work.

3.2 Finite sample results

We now show how to calculate the efficiency explicitly in the general framework. We start with the simpler case where $h = 0$. We then have for the OLS estimator

$$M(\hat{\beta}) = \sigma^2 \cdot \text{tr} \left[(X^\top X)^{-1} A^\top A \right].$$

For the distributed estimator with weights w_i summing to one, given by $\hat{\beta}_{dist}(w) = \sum_i w_i \hat{\beta}_i$, we have

$$M(\hat{\beta}_{dist}) = \sigma^2 \cdot \left(\sum_{i=1}^k w_i^2 \cdot \text{tr} \left[(X_i^\top X_i)^{-1} A^\top A \right] \right).$$

Using a simple Cauchy-Schwarz inequality (see Section A for the argument for parameter estimation), we find that the optimal efficiency, for the optimal weights, is

$$E(A; X_1, \dots, X_k) = \text{tr} \left[(X^\top X)^{-1} A^\top A \right] \cdot \sum_{i=1}^k \frac{1}{\text{tr} \left[(X_i^\top X_i)^{-1} A^\top A \right]}. \quad (1)$$

This shows that the key to understanding the efficiency are the traces $\text{tr}[(X_i^\top X_i)^{-1} A^\top A]$. Proving that the efficiency is at most unity turns out to require the concavity of the matrix functional $1/\text{tr}(X^{-1} A^\top A)$. This is a consequence of classical results in convex analysis, see for instance Davis (1957); Lewis (1996). For completeness, we give a short self-contained proof in Section B of the Appendix.

Proposition 3.1 (Concavity for general efficiency, Davis (1957); Lewis (1996)). *The function $f(X) = 1/\text{tr}(X^{-1} A^\top A)$ is a concave function defined on positive definite matrices. As a consequence, the general relative efficiency for distributed estimation is at most unity for any matrices X_i :*

$$E(A; X_1, \dots, X_k) \leq 1.$$

For the more general case when $h \neq 0$, we can also find the OLS MSE as

$$M(\hat{\beta}) = \sigma^2 \cdot \left[\text{tr} \left((X^\top X)^{-1} A^\top A \right) - 2 \text{tr} \left(A (X^\top X)^{-1} X^\top N \right) + hd \right].$$

For the distributed estimator, we can find, denoting $N_i := \text{Cov}[\varepsilon_i, Z]$,

$$M(\hat{\beta}_{dist}) = \sigma^2 \cdot \left(\sum_{i=1}^k w_i^2 \cdot \text{tr} \left[(X_i^\top X_i)^{-1} A^\top A \right] - 2w_i \cdot \text{tr} \left(A (X_i^\top X_i)^{-1} X_i^\top N_i \right) \right) + \sigma^2 hd.$$

Let $a_i = \text{tr}[(X_i^\top X_i)^{-1} A^\top A]$, and $b_i = \text{tr}(A (X_i^\top X_i)^{-1} X_i^\top N_i)$. The optimal weights can be found from a quadratic optimization problem:

$$w_i = \frac{\lambda^* + b_i}{a_i}, \quad \lambda^* := \frac{1 - \sum_{i=1}^k \frac{b_i}{a_i}}{\sum_{i=1}^k \frac{1}{a_i}}.$$

The resulting formula for the optimal weights, and for the global optimum, can be calculated explicitly. The details can be found in the supplement (Section C).

4 Calculus of deterministic equivalents

4.1 A calculus of deterministic equivalents in RMT

We saw that the relative efficiency depends on the trace functionals $\text{tr}[(X^\top X)^{-1} A^\top A]$, for specific matrices A . To find their limits, we will use the technique of *deterministic equivalents* from random matrix theory. This is a method to find the almost sure limits of random quantities. See for example Hachem et al. (2007); Couillet et al. (2011) and the related work section below.

For instance, the well known Marchenko-Pastur (MP) law for the eigenvalues of random matrices (Marchenko and Pastur, 1967; Bai and Silverstein, 2009) states that the eigenvalue distribution of certain random matrices is asymptotically deterministic. More generally, one of the best ways to understand the MP law is that *resolvents are asymptotically deterministic*. Indeed, let $\widehat{\Sigma} = n^{-1} X^\top X$, where $X = Z \Sigma^{1/2}$ and Z is a random matrix with iid entries of zero mean and unit variance. Then the MP law means that for any z with positive imaginary part, we have the equivalence

$$(\widehat{\Sigma} - zI)^{-1} \asymp (x_p \Sigma - zI)^{-1},$$

for a certain scalar $x_p = x(\Sigma, n, p, z)$ (that will be specified later). At this stage we can think of the equivalence entry-wise, but we will make this precise next. The above formulation has appeared in some early works by VI Serdobolskii, see e.g., Serdobolskii (1983), and Theorem 1 on page 15 of Serdobolskii (2007) for a very clear statement.

The consequence is that simple linear functionals of the random matrix $(\widehat{\Sigma} - zI)^{-1}$ have a deterministic equivalent based on $(x_p \Sigma - zI)^{-1}$. In particular, we can approximate the needed trace functionals by simpler deterministic quantities. For this we will take a principled approach and define some appropriate notions for a *calculus of deterministic equivalents*, which allows us to do calculations in a simple and effective way.

First, we make more precise the notion of equivalence. We say that the (deterministic or random) not necessarily symmetric matrix sequences A_n, B_n of growing dimensions are *equivalent*, and write

$$A_n \asymp B_n$$

if

$$\lim_{n \rightarrow \infty} |\text{tr}[C_n(A_n - B_n)]| = 0$$

almost surely, for any sequence C_n of not necessarily symmetric matrices with bounded trace norm, i.e., such that

$$\limsup \|C_n\|_{tr} < \infty.$$

We call such a sequence C_n a *standard sequence*. Recall here that the trace norm (or nuclear norm) is defined by $\|M\|_{tr} = \text{tr}((M^\top M)^{1/2}) = \sum_i \sigma_i$, where σ_i are the singular values of M .

4.2 General MP theorem

To find the limits of the efficiencies, the most important deterministic equivalent will be the following result, essentially a consequence of the generalized Marchenko-Pastur theorem of Rubio and Mestre (2011) (see Section D for the argument). We study the more general setting of elliptical data. In this model the data samples may have different scalings, having the form $x_i = g_i^{1/2} \Sigma^{1/2} z_i$, for some vector z_i with iid entries, and for datapoint-specific *scale parameters* g_i . Arranging the data as the rows of the matrix X , that takes the form

$$X = \Gamma^{1/2} Z \Sigma^{1/2},$$

where Z and Γ are as before: Z has iid standardized entries, while Σ is the covariance matrix of the features. Now Γ is the diagonal *scaling matrix* containing the scales g_i of the samples. This model has a long history in multivariate statistics (e.g., Mardia et al., 1979).

Theorem 4.1 (Deterministic equivalent in elliptical models, consequence of Rubio and Mestre (2011)). *Let the $n \times p$ data matrix X follow the elliptical model*

$$X = \Gamma^{1/2} Z \Sigma^{1/2},$$

where Γ is an $n \times n$ diagonal matrix with non-negative entries representing the scales of the n observations, and Σ is a $p \times p$ positive definite matrix representing the covariance matrix of the p features. Assume the following:

1. The entries of Z are iid random variables with mean zero, unit variance, and finite $8+c$ -th moment, for some $c > 0$.
2. The eigenvalues of Σ , and the entries of Γ , are uniformly bounded away from zero and infinity.
3. We have $n, p \rightarrow \infty$, with $\gamma_p = p/n$ bounded away from zero and infinity.

Let $\widehat{\Sigma} = n^{-1} X^\top X$ be the sample covariance matrix. Then $\widehat{\Sigma}$ is equivalent to a scaled version of the population covariance

$$\widehat{\Sigma}^{-1} \asymp \Sigma^{-1} \cdot e_p.$$

Here $e_p = e_p(n, p, \Gamma) > 0$ is the unique solution of the fixed-point equation

$$1 = \frac{1}{n} \text{tr} [e_p \Gamma (I + \gamma_p e_p \Gamma)^{-1}].$$

Thus, the inverse sample covariance matrix has a deterministic equivalent in terms of a scaled version of the inverse population covariance matrix. This result does not require the convergence of the aspect ratio p/n , or of the e.s.d. of Σ , and Γ , as is sometimes the case in random matrix theory. However, if the empirical spectral distribution of the scales Γ tends to G , the above equation has the limit

$$\int \frac{se}{1 + \gamma se} dG(s) = 1.$$

The usual MP theorem is a special case of the above result where $\Gamma = I_n$. As a result, we obtain the following corollary:

Corollary 4.2 (Deterministic equivalent in MP models). *Let the $n \times p$ data matrix X follow the model $X = Z\Sigma^{1/2}$, where Σ is a $p \times p$ positive definite matrix representing the covariance matrix of the p features. Assume the same conditions on Σ from Theorem 4.1. Then $\widehat{\Sigma}$ is equivalent to a scaled version of the population covariance*

$$\widehat{\Sigma}^{-1} \asymp \frac{1}{1 - \gamma_p} \cdot \Sigma^{-1}.$$

The proof is immediate, by checking that $e_p = 1/(1 - \gamma_p)$ in this case.

4.2.1 Related work on deterministic equivalents

There are several works in random matrix theory on deterministic equivalents. One of the early works is Serdobolskii (1983), see Serdobolskii (2007) for a modern summary. The name "deterministic equivalents" and technique was more recently introduced and re-popularized by Hachem et al. (2007) for signal-plus-noise matrices. Later Couillet et al. (2011) developed deterministic equivalents for matrix models of the type $\sum_{k=1}^B R_k^{1/2} X_k T_k X_k^\top R_k^{1/2}$, motivated by wireless communications. See the book Couillet and Debbah (2011) for a summary of related work. See also Müller and Debbah (2016) for a tutorial. However, many of these results are stated only for some fixed functional of the resolvent, such as the Stieltjes transform. One of our points here is that there is a much more general picture.

Rubio and Mestre (2011) is one of the few works that explicitly states more general convergence of arbitrary trace functionals of the resolvent. Our results are essentially a consequence of theirs.

However, we think that it is valuable to define a set of rules, a "calculus" for working with deterministic equivalents, and we use those techniques in our paper. Similar ideas for operations on deterministic equivalents have appeared in Peacock et al. (2008), for the specific case of a matrix product. Our approach is more general, and allows many more matrix operations, see below.

4.3 Rules of calculus

The calculus of deterministic equivalents has several properties that simplify calculations. We think these justify the name of *calculus*. Below, we will denote by A_n, B_n, C_n etc, sequences of deterministic or random matrices. See Section E in the supplement for the proof.

Theorem 4.3 (Rules of calculus). *The calculus of deterministic equivalents has the following properties.*

1. **Equivalence.** *The \asymp relation is indeed an equivalence relation.*
2. **Sum.** *If $A_n \asymp B_n$ and $C_n \asymp D_n$, then $A_n + C_n \asymp B_n + D_n$.*

3. **Product.** If A_n is a sequence of matrices with bounded operator norms i.e., $\|A_n\|_{op} < \infty$, and $B_n \asymp C_n$, then $A_n B_n \asymp A_n C_n$.
4. **Trace.** If $A_n \asymp B_n$, then $\text{tr}\{n^{-1}A_n\} - \text{tr}\{n^{-1}B_n\} \rightarrow 0$ almost surely.
5. **Stieltjes transforms.** As a consequence, if $(A_n - zI_n)^{-1} \asymp (B_n - zI_n)^{-1}$ for symmetric matrices A_n, B_n , then $m_{A_n}(z) - m_{B_n}(z) \rightarrow 0$ almost surely. Here $m_{X_n}(z) = n^{-1} \text{tr}(X_n - zI_n)^{-1}$ is the Stieltjes transform of the empirical spectral distribution of X_n .

In addition, the calculus of deterministic equivalents has additional properties, such as continuous mapping theorems, differentiability, etc. We have developed the differentiability in the follow-up work (Dobriban and Sheng, 2019).

We also briefly sketch several applications of the calculus of deterministic equivalents in Section F in the supplement, to studying the risk of ridge regression in high dimensions, including in the distributed setting, gradient flow for least squares, interpolation in high dimensions, heteroskedastic PCA, as well as exponential family PCA. We emphasize that in each case, including for the formulas of asymptotic efficiencies in the current work, there are other proof techniques, but they tend to be more case-by-case. The calculus provides a unified set of methods, and separate results can be seen as applications of the same approach.

5 Examples

We now use the calculus of deterministic equivalents to find the limits of the trace functionals in our general framework. We study each problem in turn. For asymptotics, we consider as before elliptical models. The data on the i -th machine takes the form

$$X_i = \Gamma_i^{1/2} Z_i \Sigma^{1/2},$$

where Γ_i contains the *scales* of the i -th machine and Z_i is the appropriate submatrix of X .

In this model, it turns out that the efficiencies can be expressed in a simple way via the η -transform (Tulino and Verdú, 2004). The η -transform of a distribution G is

$$\eta(x) = \mathbb{E}_G \frac{1}{1 + xT},$$

for all x for which this expectation is well-defined. We will see that the efficiencies can be expressed in terms of the functional inverse f of the η -transform evaluated at the specific value $1 - \gamma$:

$$f(\gamma, G) = \eta_G^{-1}(1 - \gamma). \quad (2)$$

We think of elliptical models where the limiting distribution of the scales g_1, \dots, g_n is G . For some insight on the behavior of η and f , consider first the case when G is a point mass at unity, $G = \delta_1$. In this case, all scales are equal, so this is just the usual Marchenko-Pastur model. Then, we have $\eta(x) = 1/(1+x)$, while $f(\gamma, G) = \gamma/(1-\gamma)$. See Figure 2 for the plots. The key points to notice are that η is a decreasing function of x , with $\eta(0) = 1$, and $\lim_{x \rightarrow \infty} \eta(x) = 0$. Moreover, f is an increasing function on $[0, 1]$ with $f(0) = 0$, $\lim_{\eta \rightarrow 1} f(\eta) = +\infty$. The same qualitative properties hold in general for compactly supported distributions G bounded away from 0.

5.1 Parameter estimation

For estimating the parameter, we have $\mathbb{E}\|\beta - \hat{\beta}\|^2 = \sigma^2 \text{tr}(X^\top X)^{-1}$. We find via (1) the estimation efficiency

$$RE(X_1, \dots, X_k) = \text{tr}[(X^\top X)^{-1}] \cdot \left[\sum_{i=1}^k \frac{1}{\text{tr}[(X_i^\top X_i)^{-1}]} \right].$$

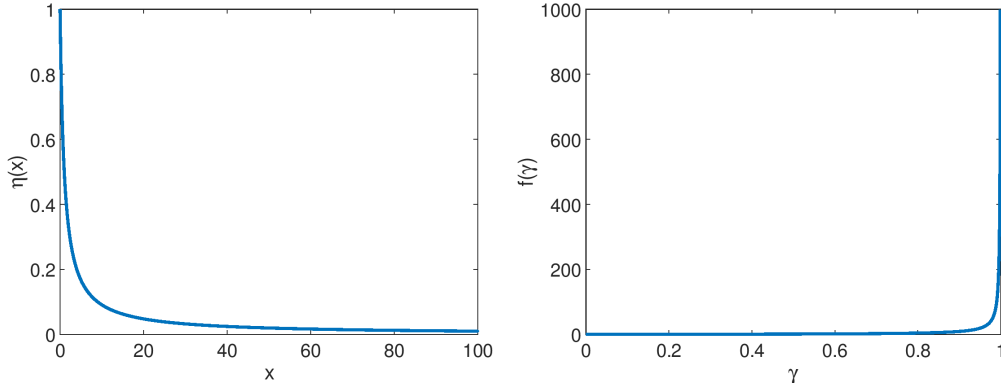


Figure 2: Plots of η and f for G being the point mass at unity.

Recall that $X^\top X = \sum_{i=1}^k X_i^\top X_i$. Recall that the empirical spectral distribution (e.s.d.) of a symmetric matrix M is simply the CDF of its eigenvalues (which are all real-valued). More formally, it is the discrete distribution F_p that places equal mass on all eigenvalues of M .

Theorem 5.1 (RE for elliptical and MP models). *Under the conditions of Theorem 4.1, suppose that, as $n_i \rightarrow \infty$ with $p/n_i \rightarrow \gamma_i \in (0, 1)$, the e.s.d. of Γ converges weakly to some G , the e.s.d. of each Γ_i converges weakly to some G_i , and that the e.s.d. of Σ converges weakly to H . Suppose that H is compactly supported away from the origin, while G is also compactly supported and does not have a point mass at the origin. Then, the RE has almost sure limit*

$$ARE = f(\gamma, G) \cdot \sum_{i=1}^k \frac{1}{f(\gamma_i, G_i)}.$$

For Marchenko-Pastur models, the RE has the form $(1/\gamma - k)/(1/\gamma - 1)$.

See Section G in the supplement for the proof. For MP models, for any finite sample size n , dimension p , and number of machines k , we can approximate the ARE as

$$ARE \approx \frac{n - kp}{n - p}.$$

This efficiency for MP models depends on a simple linear way on k . We find this to be a surprisingly simple formula, which can also be easily computed in practice. Moreover, the formula has several more intriguing properties:

1. The ARE *decreases linearly* with the number of machines k . This holds as long as $ARE \geq 0$. At the threshold case $ARE = 0$, there is a phase transition. The reason is that there is a singularity, and the OLS estimator is undefined for at least one machine. However, we should be cautious about interpreting the linear decrease. For the root mean squared error (RMSE), the efficiency is the square root of the ARE above, and thus does not have a linear decrease.
2. The ARE has two important *universality* properties.
 - (a) First, it *does not depend* on how the samples are distributed across the different machines, i.e., it is independent of the specific sample sizes n_i .

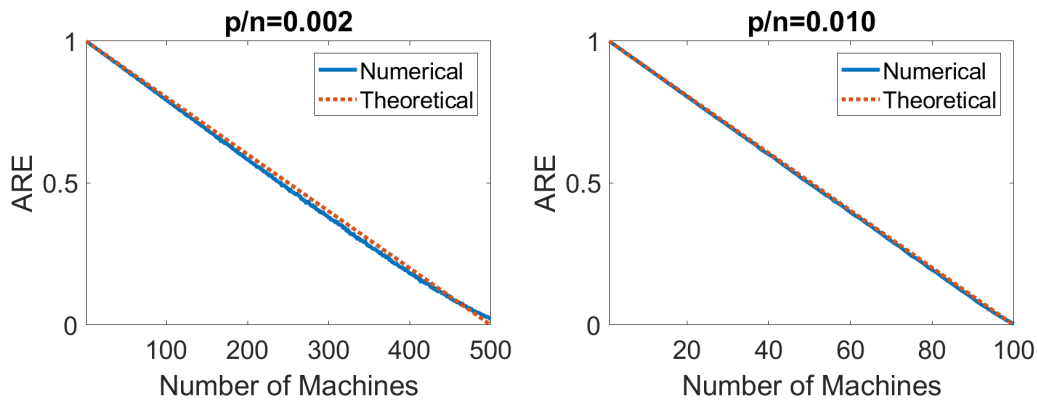


Figure 3: Comparison of empirical and theoretical ARE for standard sample covariance matrices. Left: $n = 10,000$, $p = 20$. Right: $n = 10,000$, $p = 100$.

- (b) Second, it *does not depend* on the covariance matrix Σ of the samples. This is in contrast to the estimation error of OLS, which does in fact depend on the covariance structure. Therefore, we think that the cancellation of Σ in the ARE is noteworthy.

The ARE is also very accurate in simulations. See Figure 3 for an example. Here we report the results of a simulation where we generate an $n \times p$ random matrix X such that the rows are distributed independently as $x_i \sim \mathcal{N}(0, \Sigma)$. We take Σ to be diagonal with entries chosen uniformly at random between 1 and 2. We choose $n > p$, and for each value of k such that $k < n/p$, we split the data into k groups of a random size n_i . To ensure that each group has a size $n_i \geq p$, we first let $n_i^0 = p$, and then distribute the remaining samples uniformly at random. We then show the theoretical results compared to the theoretical ARE. We observe that the two agree closely.

5.2 Regression function estimation

For estimating the regression function, we have $\mathbb{E}\|X(\beta - \hat{\beta})\|^2 = \sigma^2 p$. We then find via equation (1) the prediction efficiency

$$FE(X_1, \dots, X_k) = \sum_{i=1}^k \frac{p}{\text{tr}((X_i^\top X_i)^{-1} X^\top X)}.$$

For asymptotics, we consider as before elliptical models.

Theorem 5.2 (FE for elliptical and MP models). *Under the conditions of Theorems 4.1 and 5.1, the FE has the almost sure limit*

$$FE(X_1, \dots, X_k) \rightarrow_{a.s.} \sum_{i=1}^k \frac{1}{1 + \left(\frac{1}{\gamma} \mathbb{E}_G T - \frac{1}{\gamma_i} \mathbb{E}_{G_i} T \right) f(\gamma_i, G_i)}.$$

Under Marchenko-Pastur models, the conditions of Corollary 4.2, the FE has the almost sure limit $\frac{\gamma}{1-\gamma} \sum_{i=1}^k \frac{1-\gamma_i}{\gamma_i}$.

See Section G.6 for the proof. This efficiency is more complex than that for estimation error; specifically it generally depends on the individual γ_i and not just γ .

5.3 In-sample prediction (Training error)

For in-sample prediction, we start with the well known formula

$$\mathbb{E}\|X(\beta - \hat{\beta}) + \varepsilon\|^2 = \sigma^2[n - \text{tr}((X^\top X)^{-1}X^\top X)] = \sigma^2(n - p).$$

As we saw, to fit in-sample prediction in the general framework, we need to take the transform matrix $A = X$, the noise $Z = \varepsilon$, and the covariance matrices $N_i = \text{Cov}[\varepsilon_i, Z] = \text{Cov}[\varepsilon_i, \varepsilon]$. Then, in the formula for optimal weights we need to take $a_i = \text{tr}[(X_i^\top X_i)^{-1}X_i^\top X]$ and $b_i = \text{tr}(X(X_i^\top X_i)^{-1}X_i^\top N_i) = \text{tr}[(X_i^\top X_i)^{-1}X_i^\top N_i X] = \text{tr}[(X_i^\top X_i)^{-1}X_i^\top X_i] = p$. Therefore, the optimal error for distributed regression is achieved by the weights

$$w_i = \frac{\lambda - b_i}{a_i} = \frac{\lambda - p}{a_i}, \quad \lambda = \frac{1 - \sum_{i=1}^k \frac{b_i}{a_i}}{\sum_{i=1}^k \frac{1}{a_i}} = \frac{1}{\sum_{i=1}^k \frac{1}{a_i}} - p.$$

Plugging these into $M(\hat{\beta}_{dist})$ given in the general framework, we find

$$M(\hat{\beta}_{dist}) = \sigma^2 \left(n - 2p + \frac{1}{\sum_{i=1}^k \frac{1}{a_i}} \right), \quad a_i = \text{tr}((X_i^\top X_i)^{-1}X_i^\top X).$$

Thus, the optimal in-sample prediction efficiency is

$$IE(X_1, \dots, X_k) = \frac{n - p}{n - 2p + \frac{1}{\sum_{i=1}^k \frac{1}{\text{tr}((X_i^\top X_i)^{-1}X_i^\top X)}}}.$$

For asymptotics in elliptical models, we find:

Theorem 5.3 (IE for elliptical and MP models). *Under the conditions of Theorems 4.1 and 5.1, the IE has the almost sure limit*

$$IE(X_1, \dots, X_k) \rightarrow_{a.s.} \frac{1 - \gamma}{1 - 2\gamma + \frac{1}{\sum_{i=1}^k \psi(\gamma_i, G_i)}},$$

where ψ is the following functional of the distributions G_i and G , depending on the inverse of the η -transform f defined in equation (2):

$$\psi(\gamma_i, G_i) = \frac{1}{\gamma + (\mathbb{E}_G T - \frac{\gamma}{\gamma_i} \mathbb{E}_{G_i} T) f(\gamma_i, G_i)}.$$

Under the conditions of Corollary 4.2, the IE has the almost sure limit

$$IE(X_1, \dots, X_k) \rightarrow_{a.s.} \frac{1 - \gamma}{1 - 2\gamma + \frac{\gamma(1-\gamma)}{1-k\gamma}} = \frac{1}{1 + \frac{(k-1)\gamma^2}{(1-k\gamma)(1-\gamma)}}.$$

See Section G.7 for the proof. This efficiency does not depend on a simple linear way on k , but rather via a ratio of two linear functions of k . However, it can be checked that many of the properties (e.g., monotonicity) for ARE still hold here.

5.4 Out-of-sample prediction (Test error)

In out-of-sample prediction, we consider a test datapoint (x_t, y_t) , generated from the same model $y_t = x_t^\top \beta + \varepsilon_t$, where x_t, ε_t are independent of X, ε , and only x_t is observable. We want to use $x_t^\top \hat{\beta}$ to predict y_t . We compare the prediction error of two estimators:

$$OE(x_t; X_1, \dots, X_k) := \frac{\mathbb{E} \left[(y_t - x_t^\top \hat{\beta})^2 \right]}{\mathbb{E} \left[(y_t - x_t^\top \hat{\beta}_{dist})^2 \right]}.$$

In our general framework, we saw that this corresponds to predicting the linear functional $x_t^\top \beta + \varepsilon_t$. Based on equation (1), the optimal out-of-sample prediction efficiency is

$$OE(x_t; X_1, \dots, X_k) = \frac{1 + x_t^\top (X^\top X)^{-1} x_t}{1 + \frac{1}{\sum_{i=1}^k \frac{1}{x_t^\top (X_i^\top X_i)^{-1} x_t}}}.$$

For asymptotics in elliptical models, we find the following result. Since the samples have the form $x_i = g_i^{1/2} \Sigma^{1/2} z_i$, the test sample depends on a scale parameter g_t .

Theorem 5.4 (OE for elliptical and MP models). *Under the conditions of Theorems 4.1 and 5.1, the OE has the almost sure limit, conditional on g_t*

$$OE(x_t; X_1, \dots, X_k) \rightarrow_{a.s.} \frac{1 + g_t \cdot f(\gamma, G)}{1 + \frac{g_t}{\sum_{i=1}^k \frac{1}{f(\gamma_i, G_i)}}}.$$

For Marchenko-Pastur models under the conditions of Corollary 4.2, the OE has the almost sure limit

$$\frac{\frac{1}{1-\gamma}}{1 + \frac{\gamma}{1-k\gamma}} = \frac{1}{1 + \frac{(k-1)\gamma^2}{1-k\gamma}}.$$

See Section G.8 for the proof. If the scale parameter g_t is random, then the OE typically does not have an almost sure limit, and converges in distribution to a random variable instead. We mention that Theorem 5.4 holds under even weaker conditions, if we are only given the $4+c$ -th moment of z_1 instead of $8+c$ -th one. The argument is slightly different, and is presented in the location referenced above.

One can check that that $OE \geq RE$. Thus, out-of-sample prediction incurs a smaller efficiency loss than estimation. The intuition is that the out-of-sample prediction always involves a fixed loss due to the *irreducible noise* in the test sample, which "amortizes" the problem. Moreover,

$$OE \geq IE \geq RE.$$

The intuition here is that IE incurs a smaller fixed loss than OE, because the noise in the training set is effectively reduced, as it is already partly fit by our estimation process. So the graph of IE will be in between the other two criteria. See Figure 4. We also see that the IE is typically very close to OE.

In addition, the increase of the *reducible* part of the error is the same as for estimation error. The prediction error has two components: the irreducible noise, and the reducible error. The reducible error has the same behavior as for estimation, and thus on figure 4 it would have the same plot as the curve for estimation.

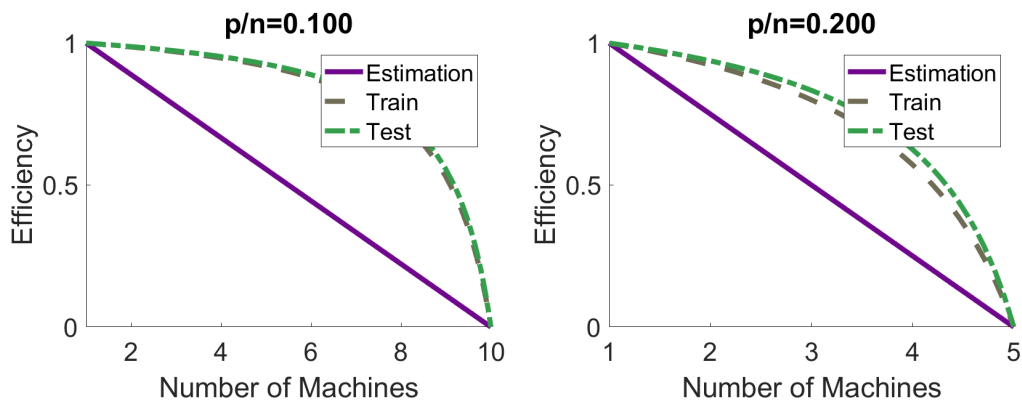


Figure 4: Relative efficiency for Marchenko-Pastur model.

5.5 Confidence intervals

To form confidence intervals, we consider the normal model $Y \sim \mathcal{N}(X\beta, \sigma^2 I_n)$. Recall that in this model the OLS estimator has distribution $\hat{\beta} \sim \mathcal{N}(\beta, \sigma^2(X^\top X)^{-1})$. Assuming σ^2 is known, an exact level $1 - \alpha$ confidence interval for a given coordinate β_j can be formed as

$$\hat{\beta}_j \pm \sigma z_{\alpha/2} V_j^{1/2},$$

where $z_\alpha = \Phi^{-1}(\alpha)$ is the inverse normal CDF, and V_j is the j -th diagonal entry of $(X^\top X)^{-1}$. We follow the same program as before, comparing the length of the confidence intervals formed based on our two estimators. However, for technical reasons it is more convenient to work with squared length.

Thus we consider the criterion

$$CE(j; X_1, \dots, X_k) := \frac{V_j}{V_{j, dist}}.$$

Here $V_{j, dist}$ is the variance of the j -th entry of an optimally weighted distributed estimator. As we saw in our framework, this is equivalent to estimating the j -th coordinate of β . Hence the optimal confidence interval efficiency is

$$CE(j; X_1, \dots, X_k) = [(X^\top X)^{-1}]_{jj} \cdot \sum_{i=1}^k \frac{1}{[(X_i^\top X_i)^{-1}]_{jj}}. \quad (3)$$

For asymptotics, we find:

Theorem 5.5 (CE for elliptical and MP models). *Under the conditions of Theorems 4.1 and 5.1, the CE has the same limit as the ARE from Theorem 5.1. Therefore, for Marchenko-Pastur models, the CE also has the form before, $CE(j) = (1/\gamma - k)/(1/\gamma - 1)$.*

See Section G.9 for the proof.

5.6 Understanding and comparing the efficiencies

We give two perspectives for understanding and comparing the efficiencies. The key qualitative insight is that estimation and CIs are much more affected than prediction.

Criticality of k . We ask: What is the largest number of machines such that the asymptotic efficiency is at least $1/2$? Let us call this the *critical* number of machines. It is easy to check that for estimation and CIs, $k_R = (\gamma + 1)/(2\gamma)$. For training error, $k_{Tr} = (\gamma^2 - \gamma + 1)/\gamma$, while for test error, $k_{Te} = (\gamma^2 + 1)/(\gamma^2 + \gamma)$.

We also have the following asymptotics as $\gamma \rightarrow 0$:

$$k_R \asymp 1/(2\gamma),$$

while

$$k_{Tr} \asymp k_{Te} \asymp 1/\gamma.$$

So the number of machines that can be used is nearly maximal (i.e., n/p) for training and test error, while it is about *half that* for estimation error and CIs. This shows quantitatively that estimation and CIs are much more affected by distributed averaging than prediction.

Edge efficiency. The maximum number of machines that we can use is approximately $k^* = 1/\gamma - 1$, for small γ . Let us define the *edge efficiency* e^* as the relative efficiency achieved at this edge case. For estimation and CIs, we have $e_R^* = \gamma/(1 - \gamma)$. For training error, $e_{Tr}^* = (1 - \gamma)/(2 - 3\gamma)$, and for test error, $e_{Te}^* = 1/[2(1 - \gamma)]$.

We also have the following asymptotic values as $\gamma \rightarrow 0$:

$$e_R^* \asymp \gamma,$$

while

$$e_{Tr}^* \asymp \frac{1}{2} + \frac{\gamma}{4}, \text{ and } e_{Te}^* \asymp \frac{1}{2} + \frac{\gamma}{2}.$$

This shows that for $n \gg p$ the edge efficiency is vanishing for estimation and CIs, while it is approximately $1/2$ for training and test error. Thus, even for the maximal number of machines, prediction error is not greatly increased.

6 Insights for Parameter Estimation

There are additional insights for the special case of parameter estimation. First, it is of interest to understand the performance of one-step weighted averaging with suboptimal weights w_i . How much do we lose compared to the optimal performance if we do not use the right weights? In practice, it may seem reasonable to take a simple average of all estimators. We have performed that analysis in the supplement (Section H.1), and we found that the loss can be viewed in terms of an inequality between the arithmetic and harmonic means.

There are several more remarkable properties. We have studied the monotonicity properties and interpretation of the relative efficiency, see the supplement (Section H.2). We have also given a multi-response regression characterization that heuristically gives an upper bound on the "*degrees of freedom*" for distributed regression (Section H.3).

For elliptical data, the graph of ARE is a curve below the straight line from before. The interpretation is that for elliptical distributions, there is a larger efficiency loss in one-step weighted averaging. Intuitively, the problem becomes "more non-orthogonal" due to the additional variability from sample to sample.

It is natural to ask which elliptical distributions are difficult for distributed estimation. For what scale distributions G does the distributed setting have a strong effect on the learning accuracy? Intuitively, if some of the scales are much larger than others, then they "dominate" the problem, and may effectively reduce the sample size. We show that this intuition is correct, and we find a sequence of scale distributions G_τ such that distributed estimation is "arbitrarily bad", so that the ARE decreases very rapidly, and approaches zero even for two machines (see Section G.1 in the supplement).

7 Multi-shot methods

While our focus has been on methods with one round of communication, in practice it is more common to use iterative methods with several rounds of communication. These usually improve statistical accuracy. A great deal of research has been done on multi-shot distributed algorithms. Due to limited space, here we will only list and analyze some of them. Our least squares objective can be written as a sum of least squares objectives for each machine as

$$f(\beta) = \frac{1}{k} \sum_{i=1}^k f_i(\beta) = \frac{1}{k} \sum_{i=1}^k \|X_i \beta - Y_i\|_2^2.$$

Here each machine has access only to local data (X_i, Y_i) . With this formulation, there are a large number of standard optimization methods to minimize this objective: distributed gradient descent, alternating directions method of multipliers, and several others we discuss below. We will focus on parameter server architectures, where each machine communicates independently with a central server.

Distributed Gradient Descent. A simple multi-round approach to distributed learning is synchronous distributed gradient descent (DGD), as discussed e.g., in Chu et al. (2007). This maintains iterates $\hat{\beta}^t$, started with some standard value, such as $\hat{\beta}^0 = 0$. At each iteration t each local machine calculates the gradient $\nabla f_i(\hat{\beta}^t)$ at the current iterate $\hat{\beta}^t$, and then sends the local gradient to the server to obtain the overall gradient

$$\nabla f(\hat{\beta}^t) = \frac{1}{k} \sum_{i=1}^k \nabla f_i(\hat{\beta}^t).$$

Then the center server sends the updated parameter $\hat{\beta}^{t+1} = \hat{\beta}^t - \alpha \nabla f(\hat{\beta}^t)$ back to the local machines, where α is the learning rate (LR). This synchronous implementation is *identical* to centralized gradient descent. Thus for smooth and strongly convex objectives and suitably small α , $\mathcal{O}(L/\lambda \log(1/\varepsilon))$ communication rounds are sufficient to attain an ε -suboptimal solution in terms of objective value, where L, λ are the smoothness and strong convexity parameters (e.g., Boyd and Vandenberghe, 2004).

1. Many works study the optimization properties of GD/synchronous DGD, in terms of convergence rate to the optimal objective or parameter value. From a statistical point of view, the GD iterates start with large bias and small variance, and gradually reduce bias, while slightly increasing the variance. This has motivated work on the risk properties of GD, emphasizing early stopping (Yao et al., 2007; Ali et al., 2019, e.g.). Recently, Ali et al. (2019) gave a more refined analysis of the estimation risk of GD for OLS, showing that its risk at an optimal stopping time is at most 1.22 times the risk of optimally tuned ridge regression.
2. Compared to GD, one-shot weighted averaging has several advantages: it is simpler to implement, as it requires no iterations. It requires fewer tuning parameters, and those can be set optimally in an easy way, unlike the LR α . The weights are proportional to $1/\text{tr}[(X_i^T X_i)^{-1}]$, which can be computed locally. We point out that GD is sensitive to the learning rate: this has to be bounded (by $2/\lambda_{\max}(X^T X)$ for OLS) to converge, and the convergence can be faster for large LR, hence in practice sophisticated LR schedules are used. This can make DGD complicated to use. In addition, in practice DGD is susceptible to stragglers, i.e., machines that take too long to compute their answers. To mitigate this problems, asynchronous DGD algorithms (e.g., Tsitsiklis et al., 1986; Nedic and Ozdaglar, 2009), and other sophisticated coding ideas (Tandon et al., 2017) have been proposed. However those lead to additional complexity and hyperparameters to tune (e.g., for async algorithms: how much to wait, how to aggregate non-straggler gradients).

3. One may also use other gradient based methods, such as accelerated or quasi-Newton methods, e.g., L-BFGS (Agarwal et al., 2014).

Alternating Direction Method of Multipliers (ADMM). Another approach is the alternating direction method of multipliers (see Boyd et al., 2011, for an exposition) and its variants. In ADMM, we alternate between solving local problems, global averaging, and computing local dual variables. For us, at time step t of ADMM, each local machine calculates a local estimator

$$\hat{\beta}_i^{t+1} = (X_i^\top X_i + \rho I)^{-1} [X_i^\top Y_i + \rho(\hat{\beta}^t - u_i^t)],$$

(where ρ is a hyperparameter) and sends it to the parameter server to get an average

$$\hat{\beta}^{t+1} = \frac{1}{k} \sum_{i=1}^k \hat{\beta}_i^{t+1}.$$

Finally, the server sends $\hat{\beta}^{t+1}$ back to the local machines to update the dual variables

$$u_i^{t+1} = u_i^t + \hat{\beta}_i^{t+1} - \hat{\beta}^{t+1}.$$

These three steps can be written as a linear recursion $z^{t+1} = Az^t + b$ for a state variable z^t including $\hat{\beta}^t$, $\hat{\beta}_i^t$ and u_i^t . If all singular values of A are less than one, then the iteration converges to a fixed point solving $z = Az + b$, so that $z = (I - A)^{-1}b$. However, it seems hard to prove convergence in our asymptotic setting.

Distributed Approximate Newton-type Method (DANE). Shamir et al. (2014) proposed an approximate Newton-like method (DANE), which uses that the sub-problems are similar. For our problem, DANE aggregates the local gradients on the parameter server at each step t , and sends this quantity, i.e., $X^\top (X\hat{\beta}^t - Y)/(2k)$ to all machines. Then each machine computes a local estimator by a gradient step in the direction of a regularized local Hessian $X_i^\top X_i + \rho I$,

$$\hat{\beta}_i^{t+1} = \hat{\beta}^t + \frac{\eta}{k} \cdot (X_i^\top X_i + \rho I)^{-1} X^\top (Y - X\hat{\beta}^t),$$

where ρ is the regularizer and η is the learning rate. The machines send it to the server to get the aggregated estimator

$$\hat{\beta}^{t+1} = \frac{1}{k} \sum_{i=1}^k \hat{\beta}_i^{t+1}.$$

For a noiseless model where $Y = X\beta$, we can summarize the update rule as

$$\hat{\beta}^{t+1} - \beta = \left(I - \frac{\eta}{k^2} \cdot \sum_{i=1}^k (X_i^\top X_i + \rho I)^{-1} X^\top X \right) (\hat{\beta}^t - \beta),$$

so we have the error bound

$$\|\hat{\beta}^t - \beta\|_2 \leq \left\| I - \frac{\eta}{k^2} \cdot \sum_{i=1}^k (X_i^\top X_i + \rho I)^{-1} X^\top X \right\|_2^t \cdot \|\hat{\beta}^0 - \beta\|_2.$$

In Shamir et al. (2014), the authors showed that given a suitable learning rate η and regularizer ρ , when $X_i^\top X_i$ is close to $X^\top X/k$, $\hat{\beta}^t \rightarrow \beta$ as $t \rightarrow \infty$.

For a noisy linear model $Y = X\beta + \varepsilon$, the limit of $\hat{\beta}^t$ is exactly the OLS estimator of the whole data set, and we have the following recursion formula

$$\hat{\beta}^{t+1} - (X^\top X)^{-1} X^\top Y = \left(I - \frac{\eta}{k^2} \cdot \sum_{i=1}^k (X_i^\top X_i + \rho I)^{-1} X^\top X \right) (\hat{\beta}^t - (X^\top X)^{-1} X^\top Y),$$

and the convergence guarantee is the same as for the noiseless case.

Iterative Averaging Method. Here we describe an iterative averaging method for distributed linear regression. This method turns out to be connected to DANE, and it has the advantage that it can be analyzed more conveniently. We define a sequence of *local estimates* $\hat{\beta}_i^t$ and *global estimates* $\hat{\beta}^t$ with initialization $\hat{\beta}^0 = 0$. At the t -th step we update the local estimate by the following weighted average of the local ridge regression estimator and the current global estimate $\hat{\beta}^t$

$$\hat{\beta}_i^{t+1} = \left(X_i^\top X_i + n_i \rho_i I \right)^{-1} \left(X_i^\top Y_i + n_i \rho_i \hat{\beta}^t \right).$$

Then we average the local estimates

$$\hat{\beta}^{t+1} = \frac{1}{k} \sum_i \hat{\beta}_i^{t+1}.$$

To understand this, let us first consider a noiseless model where $Y_i = X_i \beta$. In that case, we can also write this update as a weighted average,

$$\hat{\beta}_i^{t+1} = (I - W_i) \beta + W_i \hat{\beta}^t,$$

where

$$W_i = n_i \rho_i \cdot \left(X_i^\top X_i + n_i \rho_i I \right)^{-1}$$

is the weight matrix of the global estimate. Propagating the iterative update to the global machine, we find a linear update rule:

$$\hat{\beta}^{t+1} = \frac{1}{k} \sum_i W_i \hat{\beta}^t + \left(I - \frac{1}{k} \sum_i W_i \right) \beta = W \hat{\beta}^t + (I - W) \beta,$$

where $W = \frac{1}{k} \sum_i W_i$. Hence, the error is updated as

$$\hat{\beta}^{t+1} - \beta = W \cdot [\hat{\beta}^t - \beta] = \left(I - \frac{1}{k} \sum_{i=1}^k \left(X_i^\top X_i + n_i \rho_i I \right)^{-1} X_i^\top X_i \right) (\hat{\beta}^t - \beta).$$

This recursion relation is very similar to the one for DANE; we just need to replace $X^\top X/k$ by $X_i^\top X_i$ (and in practice usually $\eta = 1$ is used). The only difference is that DANE has a step where we need to collect the local gradients to get the global gradient, and then broadcast it to all local machines. Our iterative averaging method has lower communication cost.

In terms of convergence, $\hat{\beta}^{t+1}$ will converge geometrically to β for all β , if and only if the largest eigenvalue of W is strictly less than 1. It is not hard to see that this holds if at least one $X_i^\top X_i$ has positive eigenvalues by using the fact $\lambda_{\max}(A + B) \leq \lambda_{\max}(A) + \lambda_{\max}(B)$. When the samples are uniformly distributed, we should have $X^\top X/k \approx X_i^\top X_i$, which means the convergence rates of DANE and iterative averaging should be very close. Hence, in terms of the total cost (communication and computation), our iterative averaging should compare favorably to DANE.

To summarize the noiseless case, we can formulate the following result:

Theorem 7.1 (Convergence of iterative averaging, noiseless case). *Consider the iterative averaging method described above. In the noiseless case when $Y_i = X_i \beta$, we have the following: If at least one $X_i^\top X_i$ has positive eigenvalues, then the iterates converge to the true coefficients geometrically, $\hat{\beta}^t \rightarrow \beta$, and:*

$$\|\hat{\beta}^t - \beta\|_2 \leq \lambda_{\max} \left(\frac{1}{k} \sum_{i=1}^k n_i \rho_i \cdot \left(X_i^\top X_i + n_i \rho_i I \right)^{-1} \right)^t \cdot \|\beta\|_2.$$

Consider now the noisy case when $Y_i = X_i\beta + \varepsilon_i$ with the same assumptions as in the rest of the paper. We have

$$\begin{aligned}\hat{\beta}_i^{t+1} &= W_i\hat{\beta}^t + (I - W_i)\beta + \left(X_i^\top X_i + n_i\rho_i I\right)^{-1} X_i^\top \varepsilon_i \\ &= W_i\hat{\beta}^t + (I - W_i)\beta + \left(X_i^\top X_i + n_i\rho_i I\right)^{-1} X_i^\top X_i \cdot Z_i \\ &= W_i\hat{\beta}^t + (I - W_i)(\beta + Z_i),\end{aligned}$$

where $Z_i \sim \mathcal{N}(0, \sigma^2[X_i^\top X_i]^{-1})$. As before, defining Z appropriately

$$\begin{aligned}\hat{\beta}^{t+1} &= W\hat{\beta}^t + (I - W)\beta + \frac{1}{k} \sum_{i=1}^k (I - W_i)Z_i \\ &= W\hat{\beta}^t + (I - W)\beta + Z,\end{aligned}$$

so $\hat{\beta}^{t+1} - \beta = W \cdot [\hat{\beta}^t - \beta] + Z$.

With noise, $\hat{\beta}^t$ does not converge to OLS, but to the following quantity:

$$\hat{\beta}_* = \left(\sum_{i=1}^k \left(X_i^\top X_i + n_i\rho_i I \right)^{-1} X_i^\top X_i \right)^{-1} \cdot \sum_{i=1}^k \left(X_i^\top X_i + n_i\rho_i I \right)^{-1} X_i^\top Y_i.$$

We can check that $\hat{\beta}_*$ is an unbiased estimator for β and $\hat{\beta}^{t+1} - \hat{\beta}_* = W \cdot [\hat{\beta}^t - \hat{\beta}_*]$.

Under the conditions of Theorem 7.1, we have $\hat{\beta}^t \rightarrow \hat{\beta}_*$, and the MSE for $\hat{\beta}_*$ is

$$\begin{aligned}\mathbb{E}\|\hat{\beta}_* - \beta\|^2 &= \mathbb{E}\|(I - W)^{-1}Z\|^2 = \mathbb{E}\left\| \frac{1}{k} \sum_{i=1}^k (I - W)^{-1}(I - W_i)Z_i \right\|^2 \\ &= \frac{\sigma^2}{k^2} \sum_{i=1}^k \text{tr}[(I - W)^{-2}(X_i^\top X_i + n_i\rho_i I)^{-2}X_i^\top X_i] \\ &= \sigma^2 \sum_{i=1}^k \text{tr} \left[\left(\sum_{i=1}^k \left(X_i^\top X_i + n_i\rho_i I \right)^{-1} X_i^\top X_i \right)^{-2} \left(X_i^\top X_i + n_i\rho_i I \right)^{-2} X_i^\top X_i \right].\end{aligned}$$

How large is this MSE, and how does it depend on ρ_i ? We have the following results.

Theorem 7.2 (Properties of Iterative averaging, noisy case). *Consider the iterative averaging method described above. In the noisy case when $Y_i = X_i\beta + \varepsilon_i$, we have the following:*

1. *If at least one $X_i^\top X_i$ has strictly positive eigenvalues, then the iterates converge to the following limiting unbiased estimator*

$$\hat{\beta}_* = \left(\sum_{i=1}^k \left(X_i^\top X_i + n_i\rho_i I \right)^{-1} X_i^\top X_i \right)^{-1} \cdot \sum_{i=1}^k \left(X_i^\top X_i + n_i\rho_i I \right)^{-1} X_i^\top Y_i,$$

and the convergence is geometric

$$\|\hat{\beta}^t - \hat{\beta}_*\|_2 \leq \lambda_{\max} \left(\frac{1}{k} \sum_{i=1}^k n_i\rho_i \cdot \left(X_i^\top X_i + n_i\rho_i I \right)^{-1} \right)^t \cdot \|\hat{\beta}_*\|_2.$$

2. *The mean squared error of $\hat{\beta}_*$ has the following form*

$$\mathbb{E}\|\hat{\beta}_* - \beta\|^2 = \sigma^2 \sum_{i=1}^k \text{tr} \left[\left(\sum_{i=1}^k \left(X_i^\top X_i + n_i\rho_i I \right)^{-1} X_i^\top X_i \right)^{-2} \left(X_i^\top X_i + n_i\rho_i I \right)^{-2} X_i^\top X_i \right].$$

3. Suppose the samples are evenly distributed, i.e., $n_1 = n_2 = \dots = n_k = n/k$ and the regularizers are all the same $\rho_1 = \rho_2 = \dots = \rho_k = \rho$. The MSE is a differentiable function $\psi(\rho)$ of the regularizer $\rho \in [0, +\infty)$, with derivative

$$\begin{aligned} \psi'(\rho) = & \frac{2k}{n} \text{tr}[\Delta^{-1} \sum_{i=1}^k (\widehat{\Sigma}_i + \rho I)^{-2} \widehat{\Sigma}_i \cdot \Delta^{-2} \sum_{i=1}^k (\widehat{\Sigma}_i + \rho I)^{-2} \widehat{\Sigma}_i \\ & - \Delta^{-2} \sum_{i=1}^k (\widehat{\Sigma}_i + \rho I)^{-3} \widehat{\Sigma}_i], \end{aligned}$$

where $\widehat{\Sigma}_i = X_i^\top X_i/n_i$ and $\Delta := \sum_{i=1}^k (\widehat{\Sigma}_i + \rho I)^{-1} \widehat{\Sigma}_i$.

4. $\psi(\rho)$ is a non-increasing function on $[0, +\infty)$ and $\psi'(0) < 0$. So for any $\rho > 0$, $\psi(\rho) < \psi(0)$, i.e. the MSE of the iterative averaging estimator with positive regularizer is smaller than the MSE of the one-step averaging estimator.
5. When $\rho = 0$, $\widehat{\beta}_*$ reduces to the one-step averaging estimator $1/k \cdot \sum_{i=1}^k (X_i^\top X_i)^{-1} X_i^\top Y_i$ with MSE

$$\psi(0) = \sigma^2/k^2 \cdot \sum_{i=1}^k \text{tr}(X_i^\top X_i)^{-1}.$$

When $\rho \rightarrow +\infty$, $\widehat{\beta}_*$ converges to the OLS estimator $(X^\top X)^{-1} X^\top Y$ with MSE

$$\lim_{\rho \rightarrow +\infty} \psi(\rho) = \sigma^2 \text{tr}(X^\top X)^{-1}.$$

See Section I of the supplement for the proof. The argument for monotonicity relies on Schur complements, and is quite nontrivial. From Theorem 7.2, it appears we should choose the regularizer ρ as large as possible, since the limiting estimator $\widehat{\beta}_*$ will converge to the OLS estimator as $\rho \rightarrow \infty$. This is true for statistical accuracy. However, there is a computational tradeoff, since the convergence rate of $\widehat{\beta}^t$ to $\widehat{\beta}_*$ is slower for large ρ .

Moreover, one may argue that $\widehat{\beta}_*$ reduces to the naive averaging estimator but not the optimally weighted averaging estimator when $\rho = 0$. However, we have shown in the supplement (Section H.1) that for evenly distributed samples, the MSE of the naive averaging estimator and the optimally weighted averaging estimator is asymptotically the same. Thus, there exists a regularizer such that the iterative averaging estimator has smaller MSE than the one-step weighted averaging estimator.

Other approaches. There are many other approaches to distributed learning. *Dual averaging for decentralized optimization* over a network (Duchi et al., 2011) builds on Nesterov's dual averaging method (Nesterov, 2009). It chooses the iterates to minimize an averaged first-order approximation to the function, regularized with a proximal function. The *communication-efficient surrogate likelihood* approximates the objective by an expression of the form $\tilde{f}(\beta) = f_1(\beta) - \beta^\top (\nabla f_1(\bar{\beta}) - \nabla f(\bar{\beta}))$, where $\bar{\beta}$ is a preliminary estimator (Jordan et al., 2016; Wang et al., 2017). Chen et al. (2018b) propose a related method for quantile regression. Both are related to DANE (Shamir et al., 2014).

Chen et al. (2018a) study divide and conquer SGD (DC-SGD), running SGD on each machine and averaging the results. They also propose a distributed first-order Newton-type estimator starting with a preliminary estimator $\bar{\beta}$, of the form $\bar{\beta} - \Sigma^{-1}(k^{-1} \sum_i \nabla f_i(\bar{\beta}))$, where Σ is the population Hessian. They show how to numerically estimate this efficiently, and also develop a more accurate multi-round version.

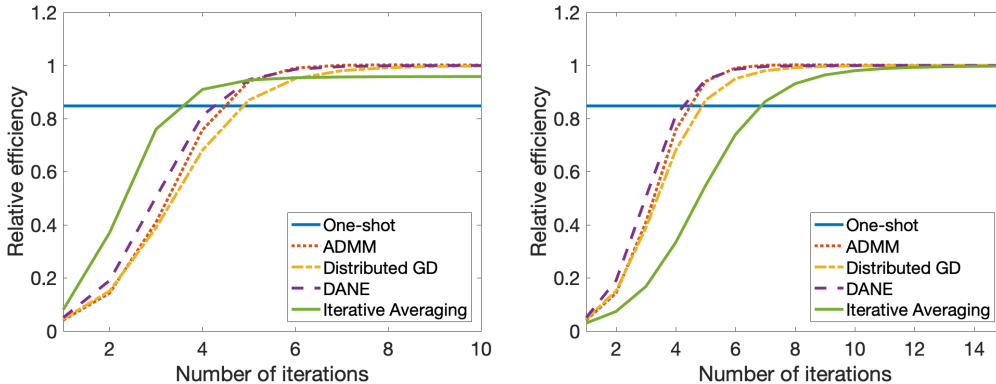


Figure 5: Comparison of the one-shot weighted method and several widely used multi-shot methods,

7.1 Numerical comparisons

We report simulations to compare the convergence rate and statistical accuracy of the one-shot weighted method with some popular multi-shot methods described above (Figure 5). Here we work with a linear model $Y = X\beta + \varepsilon$, where X, β and ε all follow standard normal distributions. We take $n = 10000, p = 100$, and $k = 20$. We plot the relative efficiencies of different methods against the number of iterations.

We can see that the one-shot weighted method is good in some cases. The multi-shot methods usually need several iterations to achieve better statistical accuracy. When the communication cost is large, one-shot methods are attractive. Also, we can clearly see the computation vs accuracy tradeoff for the iterative averaging method from the plots. When the regularizer is small, the convergence is fast, but in the end the accuracy is not as good as the other multi-shot methods. On the other hand, if the regularizer is large, we have a better accuracy with slower convergence. Moreover, the widely-used multi-shot methods can require a lot of work for parameter tuning, and sometimes it is very difficult to find the optimal parameters. See Figure 6 for an example. In contrast, weighted averaging requires less tuning, making it a more attractive method.

We have performed several more numerical simulations to verify our theory, in addition to the results shown in the paper. Due to space limitations, these are presented in the supplement. In Section K, we present an empirical data example to assess the accuracy of our theoretical results for one-shot averaging. We find that they can be quite accurate.

Acknowledgments

We thank Jason D. Lee, Philip Gressman, Andreas Haeberleen, Boaz Nadler, Balasubramanian Narashiman and Ziwei Zhu for helpful discussions. We are grateful to Sifan Liu for providing an initial script for processing the empirical data. We thank John Duchi for pointing out references from convex optimization showing the concavity of the relative efficiencies (proposition 3.1). This work was partially supported by NSF BIGDATA grant IIS 1837992.

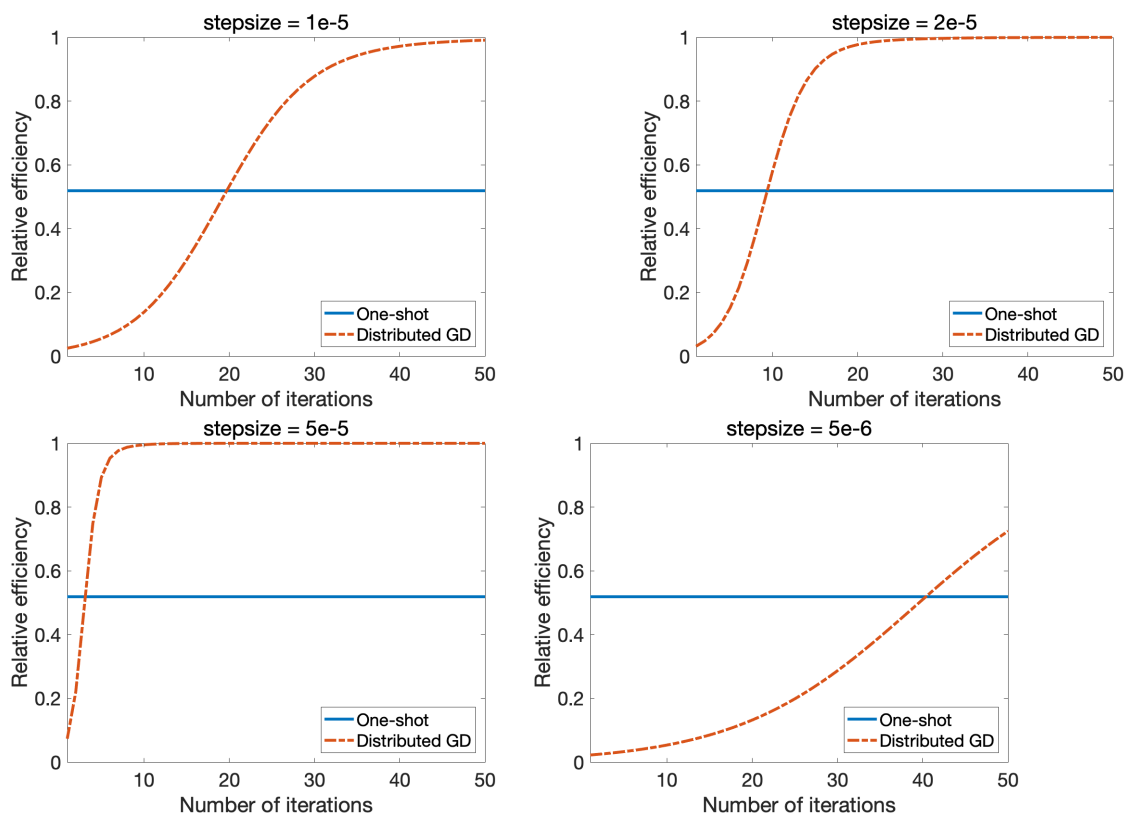


Figure 6: Comparison of the one-shot weighted method and distributed GD with different stepsizes. The point of this figure is that the behavior of GD depends strongly on the stepsize. In particular, the number of iterations needed to reach the performance of one-shot regression can vary a lot.

References

- A. Agarwal, O. Chapelle, M. Dudik, and J. Langford. A reliable effective terascale linear learning system. *Journal of Machine Learning Research*, 15:1111–1133, 2014.
- A. Ali, J. Z. Kolter, and R. J. Tibshirani. A continuous-time view of early stopping for least squares regression. In *Proceedings of Machine Learning Research*, volume 89, pages 1370–1378, 2019.
- Z. Bai and J. W. Silverstein. *Spectral analysis of large dimensional random matrices*. Springer Series in Statistics. Springer, 2009.
- M. Banerjee and C. Durot. Removing the curse of superefficiency: an effective strategy for distributed computing in isotonic regression. *arXiv preprint arXiv:1806.08542*, 2018.
- M. Banerjee, C. Durot, and B. Sen. Divide and conquer in nonstandard problems and the super-efficiency phenomenon. *The Annals of Statistics*, 47(2):720–757, 2019.
- H. Batey, J. Fan, H. Liu, J. Lu, and Z. Zhu. Distributed testing and estimation under sparse high dimensional models. *The Annals of Statistics*, 46(3):1352–1382, 2018.
- R. Bekkerman, M. Bilenko, and J. Langford. *Scaling up machine learning: Parallel and distributed approaches*. Cambridge University Press, 2011.

- D. P. Bertsekas and J. N. Tsitsiklis. *Parallel and distributed computation: numerical methods*, volume 23. Prentice hall Englewood Cliffs, NJ, 1989.
- S. Boyd and L. Vandenberghe. *Convex optimization*. Cambridge university press, 2004.
- S. Boyd, N. Parikh, E. Chu, B. Peleato, and J. Eckstein. Distributed optimization and statistical learning via the alternating direction method of multipliers. *Foundations and Trends® in Machine learning*, 3(1):1–122, 2011.
- M. Braverman, A. Garg, T. Ma, H. L. Nguyen, and D. P. Woodruff. Communication lower bounds for statistical estimation problems via a distributed data processing inequality. In *Proceedings of the forty-eighth annual ACM symposium on Theory of Computing*, pages 1011–1020. ACM, 2016.
- X. Chen, W. Liu, and Y. Zhang. First-order newton-type estimator for distributed estimation and inference. *arXiv preprint arXiv:1811.11368*, 2018a.
- X. Chen, W. Liu, and Y. Zhang. Quantile regression under memory constraint. *arXiv preprint arXiv:1810.08264*, 2018b.
- X. Chen and M.-g. Xie. A split-and-conquer approach for analysis of extraordinarily large data. *Statistica Sinica*, pages 1655–1684, 2014.
- C.-T. Chu, S. K. Kim, Y.-A. Lin, Y. Yu, G. Bradski, K. Olukotun, and A. Y. Ng. Map-reduce for machine learning on multicore. In *Advances in neural information processing systems*, pages 281–288, 2007.
- R. Couillet and M. Debbah. *Random Matrix Methods for Wireless Communications*. Cambridge University Press, 2011.
- R. Couillet and W. Hachem. Analysis of the limiting spectral measure of large random matrices of the separable covariance type. *Random Matrices: Theory and Applications*, 3(04):1450016, 2014.
- R. Couillet, M. Debbah, and J. W. Silverstein. A deterministic equivalent for the analysis of correlated mimo multiple access channels. *IEEE Trans. Inform. Theory*, 57(6):3493–3514, 2011.
- C. Davis. All convex invariant functions of hermitian matrices. *Archiv der Mathematik*, 8(4): 276–278, 1957.
- J. Dean and S. Ghemawat. Mapreduce: simplified data processing on large clusters. *Communications of the ACM*, 51(1):107–113, 2008.
- E. Dobriban and Y. Sheng. One-shot distributed ridge regression in high dimensions. *arXiv preprint arXiv:1903.09321*, 2019.
- E. Dobriban and S. Wager. High-dimensional asymptotics of prediction: Ridge regression and classification. *The Annals of Statistics*, 46(1):247–279, 2018.
- E. Dobriban, W. Leeb, and A. Singer. Optimal prediction in the linearly transformed spiked model. *arXiv preprint arXiv:1709.03393*, 2017.
- E. Dobriban, W. Leeb, and A. Singer. Theoretical justification for exponential family pca. *forthcoming*, 2019.
- D. L. Donoho and A. Montanari. High dimensional robust M-estimation: Asymptotic variance via approximate message passing. *arXiv preprint arXiv:1310.7320*, 2013.
- J. C. Duchi, A. Agarwal, and M. J. Wainwright. Dual averaging for distributed optimization: Convergence analysis and network scaling. *IEEE Transactions on Automatic control*, 57(3): 592–606, 2011.
- J. C. Duchi, M. I. Jordan, M. J. Wainwright, and Y. Zhang. Optimality guarantees for distributed statistical estimation. *arXiv preprint arXiv:1405.0782*, 2014.
- N. El Karoui, D. Bean, P. J. Bickel, C. Lim, and B. Yu. On robust regression with high-dimensional predictors. *Proc. Natl. Acad. Sci. USA*, 110(36):14557–14562, 2013.
- J. Fan, D. Wang, K. Wang, and Z. Zhu. Distributed estimation of principal eigenspaces. *arXiv preprint arXiv:1702.06488*, 2017.

- W. Hachem, P. Loubaton, and J. Najim. Deterministic equivalents for certain functionals of large random matrices. *The Annals of Applied Probability*, 17(3):875–930, 2007.
- T. Hastie, A. Montanari, S. Rosset, and R. J. Tibshirani. Surprises in high-dimensional ridgeless least squares interpolation. *arXiv preprint arXiv:1903.08560*, 2019.
- D. Hong, L. Balzano, and J. A. Fessler. Asymptotic performance of pca for high-dimensional heteroscedastic data. *Journal of multivariate analysis*, 167:435–452, 2018a.
- D. Hong, J. A. Fessler, and L. Balzano. Optimally weighted pca for high-dimensional heteroscedastic data. *arXiv preprint arXiv:1810.12862*, 2018b.
- X. Huo and S. Cao. Aggregated inference. *Wiley Interdisciplinary Reviews: Computational Statistics*, page e1451, 2018.
- M. I. Jordan, J. D. Lee, and Y. Yang. Communication-efficient distributed statistical inference. *arXiv preprint arXiv:1605.07689*, 2016.
- J. D. Lee, Q. Liu, Y. Sun, and J. E. Taylor. Communication-efficient sparse regression. *Journal of Machine Learning Research*, 18(5):1–30, 2017.
- A. S. Lewis. Convex analysis on the hermitian matrices. *SIAM Journal on Optimization*, 6(1):164–177, 1996.
- S.-B. Lin, X. Guo, and D.-X. Zhou. Distributed learning with regularized least squares. *The Journal of Machine Learning Research*, 18(1):3202–3232, 2017.
- L. T. Liu, E. Dobriban, A. Singer, et al. e pca: High dimensional exponential family pca. *The Annals of Applied Statistics*, 12(4):2121–2150, 2018.
- Q. Liu and A. T. Ihler. Distributed estimation, information loss and exponential families. In *Advances in Neural Information Processing Systems*, pages 1098–1106, 2014.
- S. Liu and E. Dobriban. Ridge regression: Structure, cross-validation, and sketching. *arXiv preprint arXiv:1910.02373*, 2019.
- V. A. Marchenko and L. A. Pastur. Distribution of eigenvalues for some sets of random matrices. *Mat. Sb.*, 114(4):507–536, 1967.
- K. Mardia, J. T. Kent, and J. M. Bibby. *Multivariate analysis*. Academic Press, 1979.
- R. Mcdonald, M. Mohri, N. Silberman, D. Walker, and G. S. Mann. Efficient large-scale distributed training of conditional maximum entropy models. In *Advances in Neural Information Processing Systems*, pages 1231–1239, 2009.
- A. Müller and M. Debbah. Random matrix theory tutorial–introduction to deterministic equivalents. *TRAIEMENT DU SIGNAL*, 33(2-3):223–248, 2016.
- A. Nedic and A. Ozdaglar. Distributed subgradient methods for multi-agent optimization. *IEEE Transactions on Automatic Control*, 54(1):48, 2009.
- Y. Nesterov. Primal-dual subgradient methods for convex problems. *Mathematical programming*, 120(1):221–259, 2009.
- D. Paul and J. W. Silverstein. No eigenvalues outside the support of the limiting empirical spectral distribution of a separable covariance matrix. *Journal of Multivariate Analysis*, 100(1):37–57, 2009.
- M. J. Peacock, I. B. Collings, and M. L. Honig. Eigenvalue distributions of sums and products of large random matrices via incremental matrix expansions. *IEEE Transactions on Information Theory*, 54(5):2123–2138, 2008.
- J. D. Rosenblatt and B. Nadler. On the optimality of averaging in distributed statistical learning. *Information and Inference: A Journal of the IMA*, 5(4):379–404, 2016.
- F. Rubio and X. Mestre. Spectral convergence for a general class of random matrices. *Statistics & Probability Letters*, 81(5):592–602, 2011.
- V. I. Serdobolskii. On minimum error probability in discriminant analysis. In *Dokl. Akad. Nauk SSSR*, volume 27, pages 720–725, 1983.
- V. I. Serdobolskii. *Multiparametric Statistics*. Elsevier, 2007.
- O. Shamir, N. Srebro, and T. Zhang. Communication-efficient distributed optimization using

- an approximate newton-type method. In *Proceedings of the 31st International Conference on Machine Learning*, volume 32, pages 1000–1008, 2014.
- C. Shi, W. Lu, and R. Song. A massive data framework for m-estimators with cubic-rate. *Journal of the American Statistical Association*, 113(524):1698–1709, 2018.
- V. Smith, S. Forte, C. Ma, M. Takác, M. I. Jordan, and M. Jaggi. Cocoa: A general framework for communication-efficient distributed optimization. *arXiv preprint arXiv:1611.02189*, 2016.
- B. Szabo and H. van Zanten. Adaptive distributed methods under communication constraints. *arXiv preprint arXiv:1804.00864*, 2018.
- R. Tandon, Q. Lei, A. G. Dimakis, and N. Karampatziakis. Gradient coding: Avoiding stragglers in distributed learning. In *International Conference on Machine Learning*, pages 3368–3376, 2017.
- J. Tsitsiklis, D. Bertsekas, and M. Athans. Distributed asynchronous deterministic and stochastic gradient optimization algorithms. *IEEE transactions on automatic control*, 31(9):803–812, 1986.
- A. M. Tulino and S. Verdú. Random matrix theory and wireless communications. *Communications and Information theory*, 1(1):1–182, 2004.
- S. Volgushev, S.-K. Chao, and G. Cheng. Distributed inference for quantile regression processes. *The Annals of Statistics*, 47(3):1634–1662, 2019.
- J. Wang, M. Kolar, N. Srebro, and T. Zhang. Efficient distributed learning with sparsity. In *Proceedings of the 34th International Conference on Machine Learning-Volume 70*, pages 3636–3645. JMLR. org, 2017.
- H. Wickham. *nycflights13: Flights that Departed NYC in 2013*, 2018. URL <https://CRAN.R-project.org/package=nycflights13>. R package version 1.0.0.
- Y. Yao, L. Rosasco, and A. Caponnetto. On early stopping in gradient descent learning. *Constructive Approximation*, 26(2):289–315, 2007.
- M. Zaharia, M. Chowdhury, M. J. Franklin, S. Shenker, and I. Stoica. Spark: Cluster computing with working sets. *HotCloud*, 10(10-10):95, 2010.
- Y. Zhang, M. J. Wainwright, and J. C. Duchi. Communication-efficient algorithms for statistical optimization. In *Advances in Neural Information Processing Systems*, pages 1502–1510, 2012.
- Y. Zhang, J. Duchi, and M. Wainwright. Divide and conquer kernel ridge regression. In *Conference on Learning Theory*, pages 592–617, 2013a.
- Y. Zhang, J. C. Duchi, and M. J. Wainwright. Communication-efficient algorithms for statistical optimization. *Journal of Machine Learning Research*, 14:3321–3363, 2013b.
- Y. Zhang, J. Duchi, and M. Wainwright. Divide and conquer kernel ridge regression: A distributed algorithm with minimax optimal rates. *The Journal of Machine Learning Research*, 16(1):3299–3340, 2015.
- T. Zhao, G. Cheng, and H. Liu. A partially linear framework for massive heterogeneous data. *Annals of statistics*, 44(4):1400, 2016.
- Y. Zhu and J. Lafferty. Distributed nonparametric regression under communication constraints. *arXiv preprint arXiv:1803.01302*, 2018.
- M. Zinkevich, J. Langford, and A. J. Smola. Slow learners are fast. In *Advances in neural information processing systems*, pages 2331–2339, 2009.
- M. Zinkevich, M. Weimer, L. Li, and A. J. Smola. Parallelized stochastic gradient descent. In *Advances in neural information processing systems*, pages 2595–2603, 2010.

A Form of optimal weights

Here we describe the proof of the form of optimal weights for the special case of parameter estimation. Each local estimator is unbiased, and has MSE $M_i = \sigma^2 \text{tr}[(X_i^\top X_i)^{-1}]$. If we

restrict to $\sum_{i=1}^k w_i = 1$, then the weighted estimator is unbiased and its MSE equals

$$MSE(w) = \sum_i w_i^2 \cdot MSE(\hat{\beta}_i) = \sum_i w_i^2 \cdot M_i.$$

Clearly, to minimize this subject to $\sum_i w_i = 1$, by the Cauchy-Schwarz inequality we should take $w_i^* = M_i^{-1}/(\sum_j M_j^{-1})$, and the minimum is $1/(\sum_j M_j^{-1})$. This finishes the proof.

B Proof of Proposition 3.1

Notice that, it is sufficient to show that, for any given A , the function $f(X) = 1/\text{tr}(X^{-1}A^\top A)$ is concave on positive definite matrices. Similar to the proof of proposition 2.2., we can define $g(t) = f(X + tV)$. The constraints on $X, V, X + tV$ are the same as before. Now, we have

$$\begin{aligned} g(t) &= \frac{1}{\text{tr}((X + tV)^{-1}A^\top A)} = \frac{1}{\text{tr}((I + tX^{-1/2}VX^{-1/2})^{-1}X^{-1/2}A^\top AX^{-1/2})} \\ &= \frac{1}{\text{tr}((I + t\Lambda)^{-1}Q^\top X^{-1/2}A^\top AX^{-1/2}Q)} \\ &= \left(\sum_{i=1}^n \frac{(Q^\top X^{-1/2}A^\top AX^{-1/2}Q)_{ii}}{1 + t\lambda_i} \right)^{-1}. \end{aligned}$$

Since $Q^\top X^{-1/2}A^\top AX^{-1/2}Q$ is always nonnegative definite, we can get the desired result by an explicit calculation. We show below the steps for $A = I$ for simplicity, but the same steps extend to general A .

Let us define $g(t) = f(X + tV)$, where $X \succ 0$ is a positive definite matrix and V is any symmetric matrix such that $X + tV \succ 0$ is still positive definite. Then $f(X)$ is concave iff $g(t)$ is concave on its domain for any X and V .

Now we have

$$\begin{aligned} g(t) &= \frac{1}{\text{tr}[(X + tV)^{-1}]} = \frac{1}{\text{tr}[X^{-1}(I + tX^{-1/2}VX^{-1/2})^{-1}]} \\ &= \frac{1}{\text{tr}[X^{-1}Q(I + t\Lambda)^{-1}Q^\top]} \\ &= \frac{1}{\text{tr}[Q^\top X^{-1}Q(I + t\Lambda)^{-1}]} \\ &= \left(\sum_{i=1}^n \frac{(Q^\top X^{-1}Q)_{ii}}{1 + t\lambda_i} \right)^{-1}, \end{aligned}$$

where λ_i -s are eigenvalues of $X^{-1/2}VX^{-1/2}$. From the assumption, we always have $1 + t\lambda_i > 0$. Since $Q^\top X^{-1}Q$ is a positive definite matrix, its diagonal elements are all positive. We may use the notation $\alpha_i = (Q^\top X^{-1}Q)_{ii}$. Then, let us compute $g'(t)$ and $g''(t)$. First we have

$$g'(t) = \left(\sum_{i=1}^n \frac{\alpha_i}{1 + \lambda_i t} \right)^{-2} \cdot \left(\sum_{i=1}^n \frac{\alpha_i \lambda_i}{(1 + \lambda_i t)^2} \right),$$

Next, we find

$$g''(t) = 2 \left(\sum_{i=1}^n \frac{\alpha_i}{1 + \lambda_i t} \right)^{-3} \cdot \left[\left(\sum_{i=1}^n \frac{\alpha_i \lambda_i}{(1 + \lambda_i t)^2} \right)^2 - \left(\sum_{i=1}^n \frac{\alpha_i}{1 + \lambda_i t} \right) \left(\sum_{i=1}^n \frac{\alpha_i \lambda_i^2}{(1 + \lambda_i t)^3} \right) \right]$$

Multiplying by $-2\left(\sum_{i=1}^n \frac{\alpha_i}{1+\lambda_i t}\right)^3$, we get the expression

$$\begin{aligned}
& \sum_{1 \leq i < j \leq n} \frac{\alpha_i \alpha_j \lambda_j^2}{(1+\lambda_i t)(1+\lambda_j t)^3} + \frac{\alpha_j \alpha_i \lambda_i^2}{(1+\lambda_j t)(1+\lambda_i t)^3} - \frac{2\alpha_i \alpha_j \lambda_i \lambda_j}{(1+\lambda_i t)^2(1+\lambda_j t)^2} \\
&= \sum_{1 \leq i < j \leq n} \frac{\alpha_i \alpha_j}{(1+\lambda_i t)^3(1+\lambda_j t)^3} [\lambda_j^2(1+\lambda_i t)^2 + \lambda_i^2(1+\lambda_j t)^2 - 2\lambda_i \lambda_j(1+\lambda_i t)(1+\lambda_j t)] \\
&= \sum_{1 \leq i < j \leq n} \frac{\alpha_i \alpha_j (\lambda_i - \lambda_j)^2}{(1+\lambda_i t)^3(1+\lambda_j t)^3} \geq 0.
\end{aligned}$$

Hence $g(t)$ concave, and so is $f(X)$.

We can use the convexity directly to check RE is less than or equal to unity. Indeed, f is affine, in the sense that $f(cX) = cf(X)$ for any $c > 0$. The concavity result that we proved implies that, with $A_i = X_i^\top X_i$,

$$\sum_{i=1}^k f(A_i)/k \leq f\left(\sum_{i=1}^k A_i/k\right).$$

By the affine nature of f , this result implies that f is sub-additive. This can be checked to be equivalent to $RE \leq 1$, finishing the proof.

C Computing optimal weights in the general framework, Section 3.1

Recall that we have

$$\begin{aligned}
M(\hat{\beta}_0) &= \mathbb{E}\|L_A - \hat{L}_A(\hat{\beta}_0)\|^2 = \mathbb{E}\|A(\beta - \hat{\beta}_0) + Z\|^2 = \text{tr}\left(\text{Cov}\left[A\hat{\beta}_0 - Z\right]\right) \\
&= \text{tr}\left(\text{Cov}\left[A\hat{\beta}_0\right]\right) - 2\text{tr}\left(\text{Cov}\left[A\hat{\beta}_0, Z\right]\right) + \text{tr}\left(\text{Cov}\left[Z, Z\right]\right) \\
&= \text{tr}\left(\text{Cov}\left[\hat{\beta}_0\right]A^\top A\right) - 2\text{tr}\left(A\text{Cov}\left[\hat{\beta}_0, Z\right]\right) + hd\sigma^2
\end{aligned}$$

For OLS, we can calculate, recalling $N = \text{Cov}[\varepsilon, Z]$, $\text{Cov}[\hat{\beta}, Z] = (X^\top X)^{-1}X^\top N$. Hence

$$M(\hat{\beta}) = \sigma^2 \cdot \left[\text{tr}\left[(X^\top X)^{-1}A^\top A\right] - 2\text{tr}\left[A(X^\top X)^{-1}X^\top N\right] + hd\right].$$

For the distributed estimator $\hat{\beta}_{dist}(w) = \sum_i w_i \hat{\beta}_i$, we have

$$\begin{aligned}
\text{Cov}\left[\hat{\beta}_{dist}, Z\right] &= \text{Cov}\left[\sum_i w_i (X_i^\top X_i)^{-1} X_i^\top \varepsilon_i, Z\right] \\
&= \sum_i w_i (X_i^\top X_i)^{-1} X_i^\top \text{Cov}[\varepsilon_i, Z] = \sum_i w_i (X_i^\top X_i)^{-1} X_i^\top N_i
\end{aligned}$$

Above, we denoted $N_i := \text{Cov}[\varepsilon_i, Z]$. Therefore,

$$M(\hat{\beta}_{dist}) = \sigma^2 \cdot \left(\sum_{i=1}^k w_i^2 \cdot \text{tr}\left[(X_i^\top X_i)^{-1}A^\top A\right] - 2w_i \cdot \text{tr}\left[A(X_i^\top X_i)^{-1}X_i^\top N_i\right]\right) + \sigma^2 hd.$$

To find the optimal weights, we consider more generally the quadratic optimization problem

$$\min_{w \in \mathbb{R}^k} \sum_{i=1}^k \frac{a_i}{2} w_i^2 - b_i w_i$$

subject to $\sum_{i=1}^k w_i = 1$. We assume that $a_i > 0$. In that case, the problem is convex, and we can use a simple Lagrangian reformulation to solve it. Note that we do not impose the constraint $w_i \geq 0$, because in principle one could allow negative weights, and because it is usually satisfied without imposing the constraint.

Denoting by $\Psi(w)$ the objective, we consider the problem of minimizing the Lagrangian $\Psi_\lambda(w) = \Psi(w) - \lambda(\sum_i w_i - 1)$. It is easy to check that the condition $\frac{\partial \Psi_\lambda}{\partial w_i} = 0$ reduces to

$$w_i = \frac{\lambda + b_i}{a_i}.$$

In order for the constraint $\sum_{i=1}^k w_i = 1$ to be satisfied, we need that

$$\lambda = \lambda^* := \frac{1 - \sum_{i=1}^k \frac{b_i}{a_i}}{\sum_{i=1}^k \frac{1}{a_i}}.$$

Plugging back this value of λ , we obtain the optimal value or the weights w_i^* . To apply this result to our problem, we choose $a_i = \text{tr}[(X_i^\top X_i)^{-1} A^\top A]$, and $b_i = \text{tr}(A(X_i^\top X_i)^{-1} X_i^\top N_i)$. This finishes the proof.

D Proof of Theorem 4.1

We want to show

$$\widehat{\Sigma}^{-1} \asymp \Sigma^{-1} \cdot e_p.$$

As mentioned, the proof of this result relies on the generalized Marchenko-Pastur theorem of Rubio and Mestre (2011). From that result, we have under the stated assumptions

$$(\widehat{\Sigma} - zI)^{-1} \asymp (x_p \Sigma - zI)^{-1},$$

where $x_p = x_p(z)$, $e_p = e_p(z)$ are the unique solutions of the system

$$e_p = \frac{1}{p} \text{tr}[\Sigma(x_p \Sigma - zI)^{-1}], \quad x_p = \frac{1}{n} \text{tr}[\Gamma(I + \gamma_p e_p \Gamma)^{-1}].$$

From section 2.2 of Paul and Silverstein (2009), when the e.s.d of Σ converges to H and the e.s.d of Γ converges to G , x_p and e_p will converge to x and e respectively, where $x = x(z)$ and $e = e(z)$ are the unique solutions of the system

$$e = \int \frac{t}{tx - z} dH(t), \quad x = \int \frac{t}{1 + \gamma t e} dG(t).$$

Recall that, in Section G.2, we have the system of equations

$$\delta = \int \frac{\gamma t}{-z(1 + \tilde{\delta} t)} d\mu_H(t), \quad \tilde{\delta} = \int \frac{t}{-z(1 + \delta t)} d\mu_G(t).$$

Then, it's easy to check that $\delta = \gamma e$ and $x = -z\tilde{\delta}$. We will use these relations later.

Now, we want to show that we can take $z = 0$, i.e.

$$\widehat{\Sigma}^{-1} \asymp (x_p(0)\Sigma)^{-1} = \Sigma^{-1} \cdot e_p(0).$$

So for a given sequence of matrices C_p with bounded trace norm we need to bound

$$\begin{aligned} \Delta_p &:= \text{tr}[C_p(\widehat{\Sigma}^{-1} - (x_p(0)\Sigma)^{-1})] \\ &= \text{tr}[C_p(\widehat{\Sigma}^{-1} - (\widehat{\Sigma} - zI)^{-1})] + \text{tr}[C_p((\widehat{\Sigma} - zI)^{-1} - (x_p\Sigma - zI)^{-1})] \\ &\quad + \text{tr}[C_p((x_p\Sigma - zI)^{-1} - (x_p\Sigma)^{-1})] + \text{tr}[C_p((x_p\Sigma)^{-1} - (x_p(0)\Sigma)^{-1})] \\ &= \Delta_p^1 + \Delta_p^2 + \Delta_p^3 + \Delta_p^4. \end{aligned}$$

We can bound the four error terms in turn:

1. Bounding Δ_p^1 :

We have

$$D_1(z) = (\widehat{\Sigma} - zI)^{-1} - \widehat{\Sigma}^{-1} = z(\widehat{\Sigma} - zI)^{-1}\widehat{\Sigma}^{-1}.$$

Hence, the operator norm of $D(z)$ can be bounded as

$$\|D_1(z)\|_{op} \leq \frac{2|z|}{\lambda_{\min}(\widehat{\Sigma})^2}$$

for sufficiently small z .

Recall that $X = \Gamma^{1/2}Z\Sigma^{1/2}$, where Γ is a diagonal matrix with positive entries and Σ is a symmetric positive definite matrix. Let us consider the least singular value of X . By assumption, the entries of Γ and the eigenvalues of Σ are uniformly bounded below by some constant K . So we can bound $\sigma_{\min}(X)$ as follows:

$$\sigma_{\min}(X) = \sigma_{\min}(\Gamma^{1/2}Z\Sigma^{1/2}) \geq \sigma_{\min}(\Gamma^{1/2})\sigma_{\min}(Z)\sigma_{\min}(\Sigma^{1/2}) \geq K \cdot \sigma_{\min}(Z).$$

By using the bound above, we have

$$\begin{aligned} \lambda_{\min}(\widehat{\Sigma}) &= \lambda_{\min}\left(\frac{X^\top X}{n}\right) = \frac{(\sigma_{\min}(X))^2}{n} \geq \frac{K^2 \cdot (\sigma_{\min}(Z))^2}{n} \\ &= K^2 \cdot \lambda_{\min}\left(\frac{Z^\top Z}{n}\right) \xrightarrow{a.s.} K^2(1 - \sqrt{\gamma})^2, \end{aligned}$$

where the final step comes from the well-known Bai-Yin law (Bai and Silverstein, 2009).

Thus, we conclude that

$$\begin{aligned} \lim_{p \rightarrow +\infty} |\Delta_p^1| &= \lim_{p \rightarrow +\infty} |\text{tr}[C_p(\widehat{\Sigma}^{-1} - (\widehat{\Sigma} - zI)^{-1})]| \\ &\leq \lim_{p \rightarrow +\infty} \|C_p\|_{tr} \cdot \|D_1(z)\|_{op} \leq \lim_{p \rightarrow +\infty} \|C_p\|_{tr} \cdot \frac{2|z|}{(K^2 \cdot \lambda_{\min}(Z^\top Z/n))^2} \leq C'|z|. \end{aligned}$$

This holds almost surely, for some fixed constant $C' > 0$.

2. Bounding Δ_p^2 :

This just follows Theorem 1 of Rubio and Mestre (2011):

$$|\Delta_p^2| = \text{tr}[C_p((\widehat{\Sigma} - zI)^{-1} - (x_p\Sigma - zI)^{-1})] \xrightarrow{a.s.} 0.$$

3. Bounding Δ_p^3 :

By a similar logic, we can obtain a bound on the operator norm of

$$D_2(z) = (x_p \Sigma - zI)^{-1} - (x_p \Sigma)^{-1}$$

for sufficiently small z , of the form

$$\|D_2(z)\|_{op} \leq \frac{2|z|}{|x_p(z)|^2 \cdot \lambda_{\min}(\Sigma)^2}$$

for sufficiently small z . Again, we have assumed that the smallest eigenvalues of Σ are always bounded away from zero, so that $\lambda_{\min}(\Sigma) > c > 0$ for some fixed constant $c > 0$. Since $x_p(z) \rightarrow x(z) = -z\tilde{\delta}(z)$ as $p \rightarrow +\infty$, and we know that $-z\tilde{\delta}(z)$ is analytic in a neighborhood of the origin with $x(0) = \lim_{z \rightarrow 0} [-z\tilde{\delta}(z)] = \tilde{\rho}(\{0\}) > 0$. We can argue that $|x(z)|$ is bounded below in a neighborhood of the origin.

So we conclude that

$$\begin{aligned} \lim_{p \rightarrow +\infty} |\Delta_p^3| &= \lim_{p \rightarrow +\infty} |\operatorname{tr}[C_p((x_p \Sigma - zI)^{-1} - (x_p \Sigma)^{-1})]| \\ &\leq \lim_{p \rightarrow +\infty} \|C_p\|_{tr} \cdot \|D_2(z)\|_{op} \\ &\leq \limsup \|C_p\|_{tr} \cdot \frac{2|z|}{|x(z)|^2 \cdot \lambda_{\min}(\Sigma)^2} \leq C''|z|. \end{aligned}$$

This holds almost surely, for some fixed constant $C'' > 0$.

4. Bounding Δ_p^4 :

$$\begin{aligned} \lim_{p \rightarrow +\infty} |\Delta_p^4| &= \lim_{p \rightarrow +\infty} |\operatorname{tr}[C_p((x_p \Sigma)^{-1} - (x_p(0)\Sigma)^{-1})]| \\ &\leq \lim_{p \rightarrow +\infty} \|C_p\|_{tr} \cdot \frac{|x_p(z)^{-1} - x_p(0)^{-1}|}{\lambda_{\min}(\Sigma)} \\ &\leq \limsup \|C_p\|_{tr} \cdot \frac{|x(z)^{-1} - x(0)^{-1}|}{\lambda_{\min}(\Sigma)} \leq C'''|z|. \end{aligned}$$

This holds almost surely for some fixed constant $C''' > 0$, since $x(z)$ is analytic near the origin with $x(0) > 0$.

Combining these, we have

$$\lim_{p \rightarrow +\infty} |\Delta_p| = \lim_{p \rightarrow +\infty} |\Delta_p^1 + \Delta_p^2 + \Delta_p^3 + \Delta_p^4| \leq (C' + C'' + C''')|z|.$$

Since $|z|$ can be arbitrarily small, we conclude that, almost surely

$$\lim_{p \rightarrow +\infty} |\Delta_p| = \lim_{p \rightarrow +\infty} \operatorname{tr}[C_p(\widehat{\Sigma}^{-1} - (x_p(0)\Sigma)^{-1})] = 0.$$

This finishes the proof.

E Proof of Theorem 4.3

Recall that we defined $A_n \asymp B_n$ if $\lim_{n \rightarrow \infty} |\text{tr}[E_n(A_n - B_n)]| = 0$ a.s., for any standard sequence E_n (of symmetric deterministic matrices with bounded trace norm). Below, E_n will always denote such a sequence.

1. The three required properties are that the \asymp relation is reflexive, symmetric and transitive. The reflexivity and symmetry are obvious. To verify transitivity, we suppose $A_n \asymp B_n$ and $B_n \asymp C_n$. Then, for any standard sequence E_n , by the triangle inequality,

$$|\text{tr}[E_n(A_n - C_n)]| \leq |\text{tr}[E_n(A_n - B_n)]| + |\text{tr}[E_n(B_n - C_n)]|.$$

Since the two sequences on the right hand side converge to zero almost surely, the conclusion follows.

2. Let $D_n^1 = A_n - B_n$ and $D_n^2 = C_n - B_n$. Then we can bound by the triangle inequality

$$|\text{tr}[E_n(D_n^1 + D_n^2)]| \leq |\text{tr}[E_n D_n^1]| + |\text{tr}[E_n D_n^2]|.$$

As before, the two sequences on the right hand side converge to zero almost surely, so the conclusion follows.

3. We need to show that $A_n B_n \asymp A_n C_n$. Let E_n be any standard sequence. For this it is enough to show that $A_n E_n$ is still a standard sequence. However, this is clear, because

$$\limsup \|A_n E_n\|_{tr} \leq \limsup \|A_n\|_{op} \|E_n\|_{tr} \leq \limsup \|A_n\|_{op} \limsup \|E_n\|_{tr} < \infty.$$

4. We know that $\lim_{n \rightarrow \infty} |\text{tr}[E_n(A_n - B_n)]| = 0$ a.s., for any standard sequence E_n . Consider $E_n = n^{-1} I_n$. Then $\|E_n\|_{tr} = 1$, so that E_n is a standard sequence. Therefore, $\lim_{n \rightarrow \infty} |\text{tr}[A_n - B_n]| = 0$ a.s., as desired.
5. This is a direct consequence of the trace property.

F Applications of the calculus

In this section we briefly sketch several applications of the calculus of deterministic equivalents. We emphasize that in each case, there are other proof techniques, but they tend to be more case-by-case. The calculus provides a unified set of methods using which separate results can be seen as applications of the same approach.

Risk of ridge regression. We can get a simpler derivation of certain previously found formulas for the risk of ridge regression (Dobriban and Wager, 2018). Considering Theorem 2.1 in that work, the finite-sample predictive risk of ridge regression involves $\text{tr}(\Sigma(\widehat{\Sigma} + \lambda I)^{-1})$. Using the calculus of deterministic equivalents, we can compute this quantity using the following steps, starting with the main equivalence:

$$\begin{aligned} (\widehat{\Sigma} + \lambda I)^{-1} &\asymp (x_p \Sigma + \lambda I)^{-1} \\ \Sigma(\widehat{\Sigma} + \lambda I)^{-1} &\asymp \Sigma(x_p \Sigma + \lambda I)^{-1} \\ p^{-1} \text{tr}[\Sigma(\widehat{\Sigma} + \lambda I)^{-1}] &- p^{-1} \text{tr}[\Sigma(x_p \Sigma + \lambda I)^{-1}] \rightarrow_{a.s.} 0. \end{aligned}$$

It remains to find the limit of the right hand side. This can be done by using the fixed point equation defining x_p . From the proof of Theorem 4.1, we have that x_p and the associated scalar e_p are the unique solutions of the system

$$e_p = \frac{1}{p} \text{tr}[\Sigma(x_p \Sigma + \lambda I)^{-1}], \quad x_p = (1 + \gamma_p e_p)^{-1}.$$

This gives a characterization of x_p that cannot be simplified, and hence solves the problem to the extent that random matrix theory can, recovering the known results in a simpler way (Dobriban and Wager, 2018).

Fine-grained structure of ridge regression. In a recent work (Liu and Dobriban, 2019), we have studied ridge regression on a deeper level, including presenting an equivalent for ridge as a sum of a covariance matrix dependent transform of the parameter vector, and another transform of the noise. In that work, we have relied significantly on the calculus of deterministic equivalents.

Distributed ridge regression. In a follow-up work to the present one, we study one-shot distributed ridge regression (Dobriban and Sheng, 2019). In that work, we rely heavily on the calculus of deterministic equivalents, and we think that this is a good example of results that would be hard or complicated to obtain otherwise. We refer the reader to Dobriban and Sheng (2019) for details.

Gradient flow for least squares. To study gradient flow for least squares regression, Ali et al. (2019) also require the limiting behavior of $\text{tr}(\Sigma(\widehat{\Sigma} + \lambda I)^{-1})$ (see the proof of their Theorem 6). Our calculus can thus be used as an alternative way to derive their results.

Interpolation. The recent work of Hastie et al. (2019) has studied high-dimensional interpolation using techniques from random matrix theory. Some of their arguments can be phrased and simplified in the language of the calculus of deterministic equivalents. Consider for instance their Lemma 2, whose proof in version 3 of their arXiv preprint relies on the results of Rubio and Mestre (2011). This proof can be simplified if expressed in the natural way in the calculus: In equation 30, they want to find the limit

$$\lim_{z \rightarrow 0^+} z\beta^\top (\widehat{\Sigma} + zI)^{-1}\beta.$$

Using the calculus of deterministic equivalents, we know that for any fixed z , and any fixed β -sequence with bounded norm

$$\begin{aligned} z(\widehat{\Sigma} + zI)^{-1} &\asymp z(x_p\Sigma + zI)^{-1} \\ z\beta\beta^\top (\widehat{\Sigma} + zI)^{-1} &\asymp z\beta\beta^\top (x_p\Sigma + zI)^{-1} \\ z\beta^\top (\widehat{\Sigma} + zI)^{-1}\beta - z\beta^\top (x_p\Sigma + zI)^{-1}\beta &\rightarrow_{a.s.} 0. \end{aligned}$$

These results are not uniform in z , but this could be proved with a bit more effort. Now, in their work $\Sigma = I_p$, hence

$$z\beta^\top (x_p\Sigma + zI)^{-1}\beta = z/(x_p + z)\|\beta\|^2.$$

Moreover,

$$e_p = 1/(x_p + z), \quad x_p = 1/(1 + \gamma_p e_p).$$

After some elementary calculation, we find that the limit as $z \rightarrow 0^+$ when $\|\beta\|^2 = r^2$ is $(1 - 1/\gamma)r^2$, which agrees with Hastie et al. (2019).

Heteroskedastic PCA. The calculus of deterministic equivalents can be used to simplify certain arguments used to study heteroskedastic PCA (Hong et al., 2018a,b). Specifically, for Lemma 5 in Hong et al. (2018b), the key problem is to find the limit of $\zeta \text{tr}[WRW]$, where $R = (\zeta^2 I - \tilde{E}^H \tilde{E})^{-1}$ is the resolvent of a Marchenko-Pastur type matrix $\tilde{E}^H \tilde{E}$. The calculus of deterministic equivalents leads, using notation that has to be changed mutatis mutandis, and $\Sigma := \mathbb{E}\tilde{E}^H \tilde{E}$, to

$$\begin{aligned} \zeta(\zeta^2 I - \tilde{E}^H \tilde{E})^{-1} &\asymp \zeta(\zeta^2 I - x_p \Sigma)^{-1} \\ \zeta W(\zeta^2 I - \tilde{E}^H \tilde{E})^{-1} W &\asymp \zeta W(\zeta^2 I - x_p \Sigma)^{-1} W \\ n^{-1} \zeta \text{tr} W(\zeta^2 I - \tilde{E}^H \tilde{E})^{-1} W - n^{-1} \zeta \text{tr} W(\zeta^2 I - x_p \Sigma)^{-1} W &\rightarrow_{a.s.} 0. \end{aligned}$$

Then, using the specific expression of Σ , which is diagonal in this case, it is not hard to recover the statement of Lemma 5 from Hong et al. (2018b).

ePCA theory. Another application of the calculus of deterministic equivalents is to develop a rigorous analysis for spiked covariance models in exponential families, which were proposed in Liu et al. (2018). This is an ongoing project of one of the authors, and we refer to the forthcoming manuscript for details (Dobriban et al., 2019).

G Elliptical models

We study the setting of elliptical data. In this model the data samples may have different scalings, having the form $x_i = g_i^{1/2} \Sigma^{1/2} z_i$, for some vector z_i with iid entries, and for datapoint-specific *scale parameters* g_i . Arranging the data as the rows of the matrix X , that takes the form

$$X = \Gamma^{1/2} Z \Sigma^{1/2},$$

where Z and Γ are as before: Z has iid standardized entries, while Σ is the covariance matrix of the features. Now Γ is the diagonal *scaling matrix* containing the scales g_i of the samples. This model has a long history in multivariate statistical analysis (e.g., Mardia et al., 1979).

In the elliptical model, we find the following expression for the ARE.

Theorem G.1 (ARE for elliptical models). *Consider the above high-dimensional asymptotic limit, where the data matrix is random, and the samples have the form $X = \Gamma^{1/2} Z \Sigma^{1/2}$. Suppose that, as $n_i \rightarrow \infty$ with $p/n_i \rightarrow \gamma_i \in (0, 1)$, the e.s.d. of Γ converges weakly to G , the e.s.d. of each Γ_i converges weakly to some G_i , and that the e.s.d. of Σ converges weakly to H . Suppose that H is compactly supported away from the origin, G is also compactly supported and does not have point mass at the origin. Then, the ARE has the form*

$$ARE = f(\gamma, G) \cdot \sum_{i=1}^k \frac{1}{f(\gamma_i, G_i)}.$$

See the following sections (Section G.1) for the proof.

There are two implicit relations in the above formula. First, $\sum 1/\gamma_i = 1/\gamma$, because $\sum n_i/p = n/p$. Second, $n \cdot G = \sum_{i=1}^k n_i \cdot G_i$, or equivalently $G/\gamma = \sum_{i=1}^k G_i/\gamma_i$, because Γ contains all entries of each Γ_i .

For the special case when all aspect ratios γ_i are equal, and all scale distributions G_i are equal to G , we can say more about the ARE. We have the following theorem.

Theorem G.2 (Properties of ARE for elliptical models). *Consider the behavior of distributed regression in elliptical models under the conditions of Theorem G.1. Suppose that the data sizes n_i on all machines are equal, so that $\gamma_i = \gamma_j = k\gamma$ for all i, j . Suppose moreover that the scale distributions G_i on all machines are also equal. Then, the ARE has the following properties*

1. It can be expressed equivalently as

$$ARE(k) = \frac{k \cdot \eta_G^{-1}(1 - \gamma)}{\eta_G^{-1}(1 - k\gamma)} = \frac{k \cdot f(\gamma, G)}{f(k\gamma, G)} = \frac{e(\gamma, G)}{e(k\gamma, G)}.$$

Here η_G is the η -transform of G , f is defined above, while e is the unique positive solution of the equation

$$\int \frac{se}{1 + \gamma se} dG(s) = 1.$$

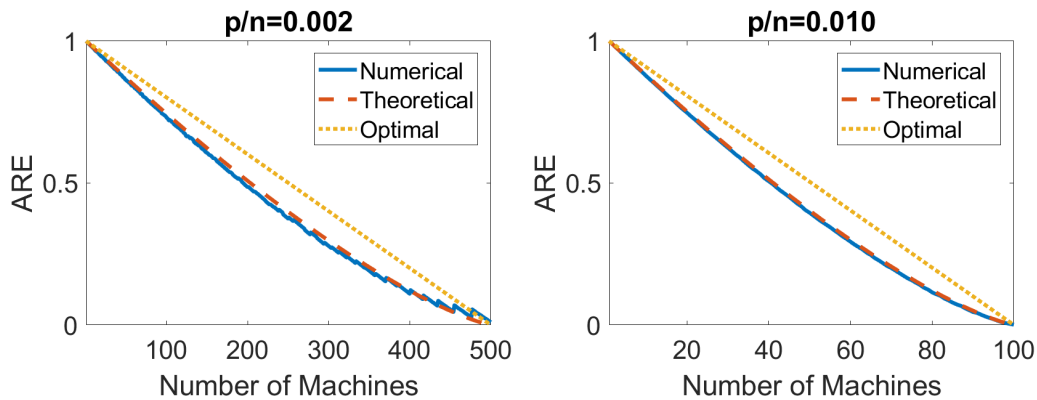


Figure 7: Comparison of empirical and theoretical ARE for elliptical distributions. Left: $n = 10,000$, $p = 20$. Right: $n = 10,000$, $p = 100$.

- Suppose also that G does not have a point mass at the origin. Then, the ARE is a strictly decreasing smooth convex function for $k \in [1, 1/\gamma]$. Here k is viewed as a continuous variable. Moreover $ARE(1) = 1$, and

$$\lim_{k \rightarrow 1/\gamma} ARE(k) = 0.$$

See Section G.3 for the proof. These theoretical formulas again match simulation results well, see Figure 7. On that figure, we use the same simulation setup as for Figure 3, and in addition we choose the scale distribution to be uniform on $[0, 1]$.

The ARE for a constant scale distribution is a straight line in k , $ARE(k) = (1 - k\gamma)/(1 - \gamma)$. For a general scale distribution, the graph of ARE is a curve below that straight line. The interpretation is that for elliptical distributions, there is a larger efficiency loss in one-step averaging. Intuitively, the problem becomes "more non-orthogonal" due to the additional variability from sample to sample.

G.1 Worst-case analysis

It is natural to ask which elliptical distributions are difficult for distributed estimation. That is, for what scale distributions G does the distributed setting have a strong effect on the learning accuracy? Intuitively, if some of the scales are much larger than others, then they "dominate" the problem, and may effectively reduce the sample size.

Here we show that this intuition is correct. We find a sequence of scale distributions G_τ such that distributed estimation is "arbitrarily bad", so that the ARE decreases very rapidly, and approaches zero even for two machines.

Proposition G.3 (Worst-case example). *Consider elliptical models with scale distributions that are a mixture of small variances τ , and larger variances $1/\gamma$, with weights $1 - \gamma$ and γ , i.e., $G_\tau = (1 - \gamma)\delta_\tau + \gamma\delta_{1/\gamma}$. Then, as $\tau \rightarrow 0$, we have $ARE(2) = O(\tau^{1/2}) \rightarrow 0$. Therefore, the relative efficiency for any $k \geq 2$ tends to zero.*

See Section G.4 for the proof.

Next, we consider more general scale distributions that are a mixture of small scales τ , and larger scales $\alpha\tau$, with arbitrary weights $1 - c$ and c :

Table 3: ARE as a function of number of machines $k \geq 1$ and the fraction of large scales $c = M\gamma$, as the ratio α tends to infinity. Note that for any fixed M , we need $k/M \geq 1/M$ for the result to be well-defined. We also need k to be an integer. In the table below, we mark by a $/$ the cases where this is not satisfied.

ARE(k) \ M	$0 < M < 1$	$M = 1$	$1 < M < 2$	$M = 2$	$M > 2$
$\frac{k}{M} < 1$	/	/	1	1	$\frac{c-k\gamma}{c-\gamma}$
$\frac{k}{M} = 1$	/	1	/	$O(\alpha^{-1/2})$	$O(\alpha^{-1/2})$
$\frac{k}{M} > 1$	$\frac{k(\gamma-c)(1-k\gamma)}{(1-\gamma)(k\gamma-c)}$	$O(\alpha^{-1/2})$	$O(\alpha^{-1})$	$O(\alpha^{-1})$	$O(\alpha^{-1})$

$$G = (1 - c)\delta_\tau + c\delta_{\alpha\tau}, \quad (\text{G.1})$$

where $c \in [0, 1]$, $\tau > 0$, and $\alpha > 1$. To gain some intuition about the setting where $\alpha \rightarrow \infty$, we notice that only the large scales contribute a non-negligible amount to the sample covariance matrix $X^\top X$. Therefore, the sample size is reduced by a factor equal to the fraction of large scales, which equals c . More specifically, we have

$$n^{-1}X^\top X = n^{-1} \sum_{j=1}^n x_j x_j^\top = \alpha^2 n^{-1} \sum_{j \leq cn} z_j z_j^\top + n^{-1} \sum_{j > cn} z_j z_j^\top \approx \alpha^2 n^{-1} \sum_{j \leq cn} z_j z_j^\top.$$

The last approximation follows because the sample covariance matrix has p eigenvalues, out of which we expect $\min(cn, p)$ to be large, of the order of $\alpha^2 \gg 1$. The remaining $\max(p - cn, 0)$ are smaller, of unit order. Thus, heuristically, this matrix is well approximated by a scaled sample covariance matrix of cn vectors. Therefore, the sample size is reduced to the number of large scales. If $cn < p$, the matrix is nearly singular, while if $cn > p$, it is well-conditioned. This should provide some intuition for the results to follow.

Theorem G.4 (More general worst-case example). *Consider elliptical models with scale distribution*

$$G = (1 - c)\delta_\tau + c\delta_{\alpha\tau},$$

as in (G.1), where $c \in [0, 1]$, and $\tau > 0$. When α tends to infinity, the ARE will depend on c and γ as summarized in Table 3.

See Section G.5 for the proof.

As an example of special interest, if $c = M\gamma$ for some $M > 2$, then

$$\lim_{\alpha \rightarrow +\infty} \text{ARE}(k) = \begin{cases} \frac{c-k\gamma}{c-\gamma}, & k < M, \\ O(\alpha^{-1/2}), & k = M, \\ O(\alpha^{-1}), & k > M. \end{cases}$$

As before, this result can be understood in terms of reducing the effective sample size to cn . When $k < (cn)/p$, i.e., $k < M$, each local problem can be well-conditioned. However, when $k > (cn)/p$, i.e., $k > M$, all local OLS problems are ill-conditioned, so the ARE is small.

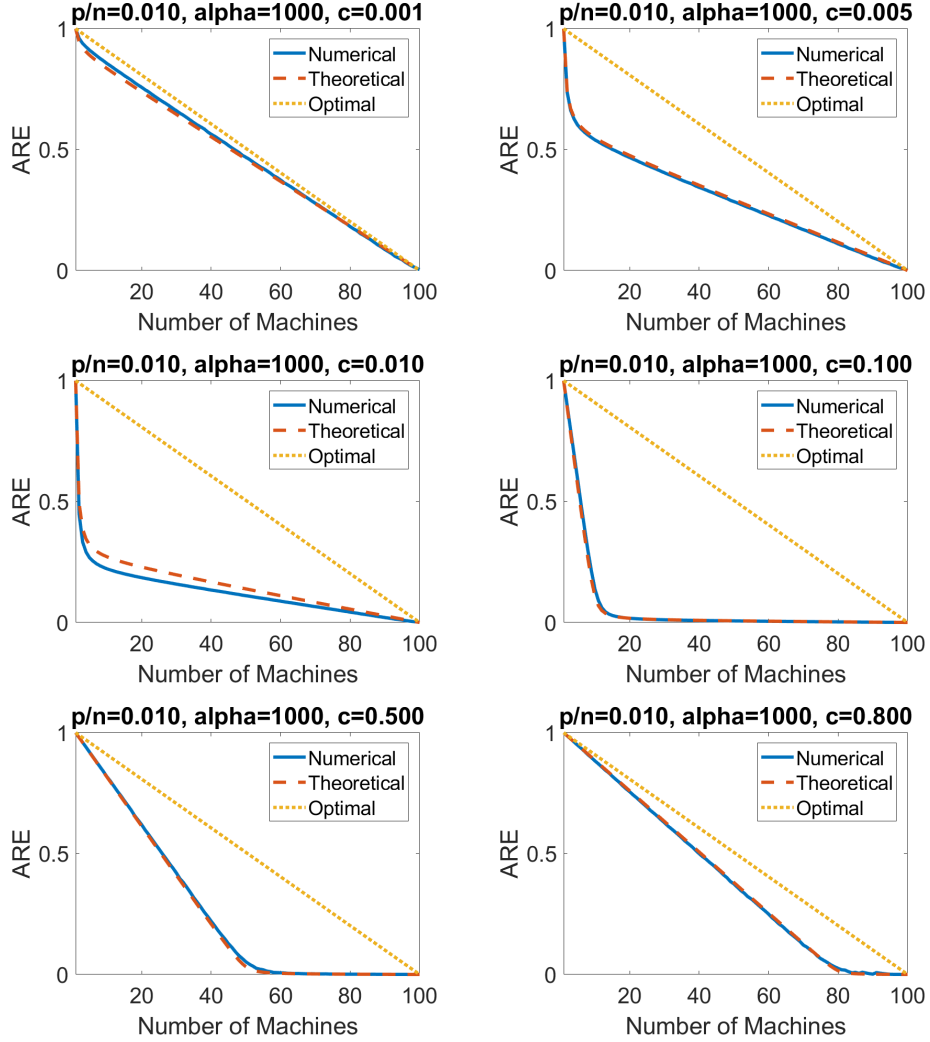


Figure 8: Comparison of empirical and theoretical ARE for worst case elliptical distributions. We fix $n = 10,000$, $p = 100$, so that $\gamma = 0.01$. We also fix $\alpha = 1000$. We vary c .

G.2 Proof of Theorem G.1

Consider the matrix

$$\hat{\Sigma} = \frac{1}{n} X^\top X = \frac{1}{n} \Sigma^{\frac{1}{2}} Z^\top \Gamma Z \Sigma^{\frac{1}{2}}.$$

Recall that the *e.s.d.* of Γ converges to G , and that the *e.s.d.* of Σ converges to H . According to Paul and Silverstein (2009), with probability 1, the *e.s.d.* of $\hat{\Sigma}$ converges to a distribution

F , whose Stieltjes transform $m(z), z \in \mathbb{C}^+$ is given by

$$m(z) = \int \frac{1}{t \int \frac{s}{1+\gamma se} dG(s) - z} dH(t),$$

where $e = e(z)$ is the unique solution in \mathbb{C}^+ of the equation

$$e = \int \frac{t}{t \int \frac{s}{1+\gamma se} dG(s) - z} dH(t).$$

Since $\text{tr}[(X^\top X)^{-1}] \rightarrow \gamma m(0)$, we only need to solve for $m(0)$. As we will show below, we can take $z \rightarrow 0$, and obtain that

$$m(0) = \frac{\int \frac{1}{t} dH(t)}{\int \frac{s}{1+\gamma se} dG(s)}, \quad e(0) = \frac{1}{\int \frac{s}{1+\gamma se} dG(s)},$$

hence $e := e(0)$ can be checked to be the unique positive solution to the equation

$$\int \frac{se}{1 + \gamma se} dG(s) = 1.$$

To make this rigorous, we need to use some results from Couillet and Hachem (2014). Let μ_F, μ_G, μ_H be the probability measures corresponding to the distributions F, G, H . Our goal is to show that, when μ_H is compactly supported away from the origin, μ_G is compactly supported and does not have a point mass at the origin, then μ_F is also compactly supported away from the origin and the solutions $m(z), e(z)$ to the above equations can be extended to the origin.

First, for any $z \in \mathbb{C}^+$, Couillet and Hachem (2014) showed that the system of equations

$$\delta = \int \frac{\gamma t}{-z(1 + \delta t)} d\mu_H(t), \quad \tilde{\delta} = \int \frac{t}{-z(1 + \delta t)} d\mu_G(t)$$

admits a unique solution $(\delta, \tilde{\delta}) \in (\mathbb{C}^+)^2$. Let $\delta(z)$ and $\tilde{\delta}(z)$ be these solutions. Notice that $\delta(z)$ and $e(z)$ have the following relation: $\delta(z) = \gamma e(z)$. Therefore, we can equivalently study $\delta(z)$ instead of $e(z)$. The function $m(z)$, which is the Stieltjes transform of μ_F , can be expressed as:

$$m(z) = \int \frac{1}{-z(1 + \tilde{\delta}(z)t)} d\mu_H(t), \quad z \in \mathbb{C}^+.$$

We will use this expression later.

A important and useful proposition from Couillet and Hachem (2014) is that the functions $\delta(z), \tilde{\delta}(z)$ admit the representations

$$\delta(z) = \int_0^\infty \frac{1}{t-z} d\rho(t), \quad \tilde{\delta}(z) = \int_0^\infty \frac{1}{t-z} d\tilde{\rho}(t),$$

where ρ and $\tilde{\rho}$ are two Radon positive measures on \mathbb{R}^+ such that

$$0 < \int_0^\infty \frac{1}{1+t} d\rho(t) < \infty, \quad 0 < \int_0^\infty \frac{1}{1+t} d\tilde{\rho}(t) < \infty.$$

Thus, $\delta(z)$ and $\tilde{\delta}(z)$ can be analytically extended to $\mathbb{C} \setminus \text{supp}(\rho)$ and $\mathbb{C} \setminus \text{supp}(\tilde{\rho})$ respectively.

For the support of measures $\mu_F, \mu_G, \mu_H, \rho$ and $\tilde{\rho}$, we have the following relations from Couillet and Hachem (2014):

1.

$$\mu_F(\{0\}) = 1 - \min\left[1 - \mu_H(\{0\}), \frac{1 - \mu_G(\{0\})}{\gamma}\right].$$

So under our assumption that each of H, G have zero point mass at the origin, and that $\gamma < 1$, we have $\mu_F(\{0\}) = 0$.

2. Let $\mathbb{R}^* = \mathbb{R} \setminus \{0\}$, then $\text{supp}(\rho) \cap \mathbb{R}^* = \text{supp}(\tilde{\rho}) \cap \mathbb{R}^* = \text{supp}(\mu_F) \cap \mathbb{R}^*$.
3. Suppose $\inf(\text{supp}(\mu_H) \cap \mathbb{R}^*) > 0$, i.e. the support of μ_H is away from the origin, then $\inf(\text{supp}(\mu_F) \cap \mathbb{R}^*) > 0$, the support of μ_F is also away from the origin.
4. $\text{supp}(\mu_F)$ is compact if and only if $\text{supp}(\mu_G)$ and $\text{supp}(\mu_H)$ are both compact.
5. Under our assumption, $\tilde{\rho}(\{0\}) = \lim_{y \downarrow 0} (-iy\tilde{\delta}(iy)) > 0$. Since $\tilde{\delta}(z) \rightarrow \infty$ as $z \rightarrow 0$ and μ_H is compactly supported away from the origin, by the dominated convergence theorem (DCT),

$$\rho(\{0\}) = \lim_{y \downarrow 0} (-iy\delta(iy)) = \lim_{y \downarrow 0} \int \frac{\gamma t}{1 + \tilde{\delta}(iy)t} d\mu_H(t) = 0.$$

Given these, the picture is now clear. That is, under our assumption, $\text{supp}(\mu_F) = \text{supp}(\rho) = K$, $\text{supp}(\tilde{\rho}) = \{0\} \cup K$, where K is some compact set on \mathbb{R}^+ away from the origin. Thus, $m(z)$ and $\delta(z)$ can be analytically extended to $\mathbb{C} \setminus K$. And $\tilde{\delta}(z)$ can be extended to a meromorphic function on $\mathbb{C} \setminus K$, with a simple pole at $z = 0$.

Let us rewrite the system of equations as

$$\delta(z) = \int \frac{\gamma t}{-z(1 + \tilde{\delta}(z)t)} d\mu_H(t), \quad -z\tilde{\delta}(z) = \int \frac{t}{1 + \delta(z)t} d\mu_G(t),$$

where $z \in \mathbb{C}^+$. Now, using the integral representations of $\delta, \tilde{\delta}$ given above,

$$\delta(0) = \int_0^\infty \frac{1}{t} d\rho(t) > 0, \quad \lim_{z \rightarrow 0} z\tilde{\delta}(z) = -\tilde{\rho}(\{0\}) < 0,$$

it is easy to check that the right-hand sides of both equations above are analytic at least in a small neighborhood U of the origin. By the uniqueness property of analytic functions, the above system of equations will hold for all $z \in U$. This means that we can evaluate the equation at $z = 0$. For the equation

$$m(z) = \int \frac{1}{-z(1 + \tilde{\delta}(z)t)} d\mu_H(t), \quad z \in \mathbb{C}^+,$$

we find by a similar argument that we can also evaluate $m(z)$ at $z = 0$. This finishes the proof for the expressions of $m(0), e(0)$ given at the beginning of the proof of the main theorem.

Moreover, the Stieltjes transform we are looking for has the form $m(0) = e(0) \cdot \mathbb{E}_H T^{-1}$. Let us write $e(\gamma, G)$ for $e(0)$ showing the dependence on γ, G explicitly. Then,

$$\text{tr} \left[(X^\top X)^{-1} \right] \rightarrow \gamma e(\gamma, G) \cdot \mathbb{E}_H T^{-1}.$$

Similarly, since X_i has the same elliptical form $X_i = \Gamma_i^{1/2} Z_i \Sigma^{1/2}$, and by assumption the e.s.d. of Γ_i converges to G_i , we obtain that

$$\text{tr} \left[(X_i^\top X_i)^{-1} \right] \rightarrow \gamma_i e(\gamma_i, G_i) \cdot \mathbb{E}_H T^{-1}.$$

Thus, the ARE equals

$$ARE = \gamma e(\gamma, G) \cdot \mathbb{E}_H T^{-1} \cdot \sum_{i=1}^k \frac{1}{\gamma_i e(\gamma_i, G_i) \cdot \mathbb{E}_H T^{-1}} = \gamma e(\gamma, G) \cdot \sum_{i=1}^k \frac{1}{\gamma_i e(\gamma_i, G_i)}.$$

Notice now that $f(\gamma, G) = \gamma e(\gamma, G)$ so the ARE also equals $f(\gamma, G) \cdot \sum_{i=1}^k \frac{1}{f(\gamma_i, G_i)}$. This finishes the proof.

G.3 Proof of Theorem G.2

Under the assumptions of the theorem, we have:

$$ARE(k) = \frac{kf(\gamma, G)}{f(k\gamma, G)} = \frac{k \cdot \eta_G^{-1}(1 - \gamma)}{\eta_G^{-1}(1 - k\gamma)} = \frac{e(\gamma, G)}{e(k\gamma, G)}.$$

The second form given in the theorem follows directly from the definition of e .

Next, we assume G does not have a point mass at the origin. From the definition of η -transform, we have the following observation. For any G , $\eta_G(x)$ is a smooth decreasing function on $[0, +\infty)$ with $\eta_G(0) = 1$ and $\lim_{x \rightarrow +\infty} \eta_G(x) = 0$. So $\eta_G^{-1}(x)$ defined on $(0, 1]$ is also smooth and decreasing with $\eta_G^{-1}(1) = 0$ and $\lim_{x \rightarrow 0+} \eta_G^{-1}(x) = +\infty$. This means that $ARE(k)$ is indeed a well-defined function for $k \in [1, 1/\gamma]$.

Next we show that $ARE(k)$ is a decreasing convex function. Convexity is equivalent to saying that $1/e(k\gamma, G)$ is decreasing and convex in k . Let $\psi(k) = 1/e(k\gamma, G)$. Then $\psi(k)$ is the unique positive solution to the equation

$$\int \frac{t}{\psi(k) + k\gamma t} dG(t) = 1.$$

We can differentiate with respect to k on both sides to get

$$\psi'(k) = - \frac{\int \frac{\gamma t^2}{(\psi + k\gamma t)^2} dG(t)}{\int \frac{t}{(\psi + k\gamma t)^2} dG(t)} \leq 0.$$

Similarly, we differentiate it twice to get

$$\psi''(k) = \frac{\int \frac{2t(\psi' + \gamma t)^2}{(\psi + k\gamma t)^3} dG(t)}{\int \frac{t}{(\psi + k\gamma t)^2} dG(t)} \geq 0.$$

This proves that ψ is decreasing and convex, and finishes the proof.

G.4 Proof of Proposition G.3

Recall that $G_\tau = (1 - \gamma)\delta_\tau + \gamma\delta_{1/\gamma}$. Since $ARE(k)$ is always decreasing, we only need to show that $\lim_{\tau \rightarrow 0} ARE(2) = 0$. Now,

$$ARE(2) = \frac{2 \cdot \eta_G^{-1}(1 - \gamma)}{\eta_G^{-1}(1 - 2\gamma)}.$$

Recall also that $\eta_G(x) = \mathbb{E}_G 1/(1 + xT)$, and so for $G_\tau = (1 - \gamma)\delta_\tau + \gamma\delta_{1/\gamma}$,

$$\eta_{G_\tau}(x) = \frac{1 - \gamma}{1 + \tau x} + \frac{\gamma}{1 + \frac{x}{\gamma}}.$$

To find $x_1 = \eta_{G_\tau}^{-1}(1 - \gamma)$, $x_2 = \eta_{G_\tau}^{-1}(1 - 2\gamma)$, it is sufficient to solve the following quadratic equations:

$$\frac{1 - \gamma}{1 + \tau x_1} + \frac{\gamma}{1 + \frac{x_1}{\gamma}} = 1 - \gamma, \quad \frac{1 - \gamma}{1 + \tau x_2} + \frac{\gamma}{1 + \frac{x_2}{\gamma}} = 1 - 2\gamma,$$

We can rewrite this as

$$(1 - \gamma)\tau x_1^2 + \tau(1 - 2\gamma)\gamma x_1 - \gamma^2 = 0, \\ (1 - 2\gamma)\tau x_2^2 + \gamma(\tau - 1 - 3\gamma\tau)x_2 - 2\gamma^2 = 0.$$

Since we are looking for a positive solution, we find that

$$x_1 = \frac{-\tau\gamma(1 - 2\gamma) + \sqrt{\tau^2\gamma^2(1 - 2\gamma)^2 + 4\tau\gamma^2(1 - \gamma)}}{2(1 - \gamma)\tau} \\ = \frac{4\tau\gamma^2(1 - \gamma)}{2(1 - \gamma)\tau} \cdot \frac{1}{\tau\gamma(1 - 2\gamma) + \sqrt{\tau^2\gamma^2(1 - 2\gamma)^2 + 4\tau\gamma^2(1 - \gamma)}} \\ = \frac{2\gamma^2}{\tau\gamma(1 - 2\gamma) + \sqrt{\tau^2\gamma^2(1 - 2\gamma)^2 + 4\tau\gamma^2(1 - \gamma)}} \\ = O(\tau^{-1/2}),$$

$$x_2 = \frac{\gamma(1 + 3\gamma\tau - \tau) + \sqrt{\gamma^2(1 + 3\gamma\tau - \tau)^2 + 8\tau\gamma^2(1 - 2\gamma)}}{2(1 - 2\gamma)\tau} \sim \frac{2\gamma}{2(1 - 2\gamma)\tau} = O(\tau^{-1}).$$

The order of magnitude calculations follow as $\tau \rightarrow 0$. Specifically, for the first case, one can check that the numerator is of order $\tau^{1/2}$ by using the formula for conjugate square roots. For the second case, we only need to notice that the numerator tends to 2γ as $\tau \rightarrow 0$. So $ARE(2) = 2x_1/x_2 = O(\tau^{1/2}) \rightarrow 0$.

G.5 Proof of Theorem G.4

As before, to find $x_1 = \eta_G^{-1}(1 - \gamma)$, $x_k = \eta_G^{-1}(1 - k\gamma)$, we solve the quadratic equations:

$$\frac{1 - c}{1 + \tau x_1} + \frac{c}{1 + \alpha\tau x_1} = 1 - \gamma, \quad \frac{1 - c}{1 + \tau x_k} + \frac{c}{1 + \alpha\tau x_k} = 1 - k\gamma,$$

and choose the positive solutions:

$$x_1 = \frac{(\gamma - c)\alpha + c + \gamma - 1 + \sqrt{((\gamma - c)\alpha + c + \gamma - 1)^2 + 4\gamma(1 - \gamma)\alpha}}{2(1 - \gamma)\alpha\tau}, \\ x_k = \frac{(k\gamma - c)\alpha + c + k\gamma - 1 + \sqrt{((k\gamma - c)\alpha + c + k\gamma - 1)^2 + 4k\gamma(1 - k\gamma)\alpha}}{2(1 - k\gamma)\alpha\tau}.$$

So

$$ARE(k) = \frac{kx_1}{x_k} = \frac{k(1 - k\gamma)}{1 - \gamma} \cdot \frac{(\gamma - c)\alpha + c + \gamma - 1 + \sqrt{((\gamma - c)\alpha + c + \gamma - 1)^2 + 4\gamma(1 - \gamma)\alpha}}{(k\gamma - c)\alpha + c + k\gamma - 1 + \sqrt{((k\gamma - c)\alpha + c + k\gamma - 1)^2 + 4k\gamma(1 - k\gamma)\alpha}}$$

is independent of τ , which intuitively makes sense. Indeed, the problem is scale invariant. We can rescale our data by any constant and the relative efficiency does not change.

Observe that, when we take α to tend to infinity, the limit will depend on the choice of c and γ . There are five sub-cases:

1. $0 < c < \gamma$.

$$\begin{aligned} ARE(2) &= \frac{2x_1}{x_2} = \frac{2(1-2\gamma)}{1-\gamma} \cdot \frac{(\gamma-c)\alpha + c + \gamma - 1 + \sqrt{((\gamma-c)\alpha + c + \gamma - 1)^2 + 4\gamma(1-\gamma)\alpha}}{(2\gamma-c)\alpha + c + 2\gamma - 1 + \sqrt{((2\gamma-c)\alpha + c + 2\gamma - 1)^2 + 8\gamma(1-2\gamma)\alpha}} \\ &= O(1), \quad \alpha \rightarrow +\infty. \end{aligned}$$

In this case, since the limit of $2x_1/x_2$ is $O(1)$, we should look at the limit of kx_1/x_k for $k > 2$, which turns out to be also $O(1)$:

$$\begin{aligned} \lim_{\alpha \rightarrow +\infty} ARE(k) &= \lim_{\alpha \rightarrow +\infty} \frac{kx_1}{x_k} \\ &= \lim_{\alpha \rightarrow +\infty} \frac{k(1-k\gamma)}{1-\gamma} \cdot \frac{(\gamma-c)\alpha + c + \gamma - 1 + \sqrt{((\gamma-c)\alpha + c + \gamma - 1)^2 + 4\gamma(1-\gamma)\alpha}}{(k\gamma-c)\alpha + c + k\gamma - 1 + \sqrt{((k\gamma-c)\alpha + c + k\gamma - 1)^2 + 4k\gamma(1-k\gamma)\alpha}} \\ &= \frac{k(\gamma-c)(1-k\gamma)}{(1-\gamma)(k\gamma-c)}. \end{aligned}$$

2. $c = \gamma$.

The previous example is a sub-case of this case, where the ratio between the large and small variances equals $\alpha := 1/(\gamma\tau) \rightarrow \infty$.

$$ARE(2) = \frac{2x_1}{x_2} = \frac{2(1-2\gamma)}{1-\gamma} \cdot \frac{2\gamma - 1 + \sqrt{(2\gamma-1)^2 + 4\gamma(1-\gamma)\alpha}}{\gamma\alpha + 3\gamma - 1 + \sqrt{(\gamma\alpha + 3\gamma - 1)^2 + 8\gamma(1-2\gamma)\alpha}} = O(\alpha^{-1/2}), \quad \alpha \rightarrow +\infty.$$

3. $\gamma < c < 2\gamma$.

$$\begin{aligned} ARE(2) &= \frac{2x_1}{x_2} = \frac{2(1-2\gamma)}{1-\gamma} \cdot \frac{(\gamma-c)\alpha + c + \gamma - 1 + \sqrt{((\gamma-c)\alpha + c + \gamma - 1)^2 + 4\gamma(1-\gamma)\alpha}}{(2\gamma-c)\alpha + c + 2\gamma - 1 + \sqrt{((2\gamma-c)\alpha + c + 2\gamma - 1)^2 + 8\gamma(1-2\gamma)\alpha}} \\ &= O(\alpha^{-1}), \quad \alpha \rightarrow +\infty. \end{aligned}$$

4. $c = 2\gamma$.

$$\begin{aligned} ARE(2) &= \frac{2x_1}{x_2} = \frac{2(1-2\gamma)}{1-\gamma} \cdot \frac{-\gamma\alpha + 3\gamma - 1 + \sqrt{(-\gamma\alpha + 3\gamma - 1)^2 + 4\gamma(1-\gamma)\alpha}}{4\gamma - 1 + \sqrt{(4\gamma - 1)^2 + 8\gamma(1-2\gamma)\alpha}} \\ &= O(\alpha^{-1/2}), \quad \alpha \rightarrow +\infty. \end{aligned}$$

5. $c > 2\gamma$.

Here, we can easily find $x_1/x_2 = O(1)$ as $\alpha \rightarrow +\infty$, but now the exact value of c matters. That is, suppose $c = M\gamma$ for some $M > 2$. Then we will find that

$$\lim_{\alpha \rightarrow +\infty} ARE(k) = \lim_{\alpha \rightarrow +\infty} \frac{kx_1}{x_k} = \begin{cases} \frac{c-k\gamma}{c-\gamma}, & k < M, \\ O(\alpha^{-1/2}), & k = M, \\ O(\alpha^{-1}), & k > M. \end{cases}$$

G.6 Proof of Theorem 5.2

In the proof of Theorem 5.3, we derive the limit for

$$\frac{\text{tr}((X_i^\top X_i)^{-1} X^\top X)}{p} = \frac{p + \sum_{j \neq i} \text{tr}((X_i^\top X_i)^{-1} X_j^\top X_j)}{p},$$

which is

$$1 + \left(\frac{1}{\gamma} \mathbb{E}_G T - \frac{1}{\gamma_i} \mathbb{E}_{G_i} T \right) f(\gamma_i, G_i).$$

Then the desired result follows. It is not hard to check the results in the MP case.

G.7 Proof of Theorem 5.3

We consider the Elliptical type sample covariance matrices first. Recall that we have $X = \Gamma^{1/2} Z \Sigma^{1/2}$, where Z is an $n \times p$ matrix with standardized entries, Γ is an $n \times n$ diagonal matrix with positive entries and Σ is a $p \times p$ nonnegative-definite matrix. Our goal is to understand the limit of

$$\text{tr}[(X_i^\top X_i)^{-1} X^\top X] = \text{tr}[(X_i^\top X_i)^{-1} X_i^\top X_i] + \sum_{j \neq i} \text{tr}[(X_i^\top X_i)^{-1} X_j^\top X_j] = p + \sum_{j \neq i} \text{tr}[(X_i^\top X_i)^{-1} X_j^\top X_j].$$

If we delete all rows of X_i from X and denote the remaining matrix by \tilde{X}_i , then this can be written as

$$p + \text{tr}[\tilde{X}_i (X_i^\top X_i)^{-1} \tilde{X}_i^\top].$$

Since $X_i = \Gamma_i^{1/2} Z_i \Sigma^{1/2}$, $\tilde{X}_i = \tilde{\Gamma}_i^{1/2} \tilde{Z}_i \Sigma^{1/2}$, where the $n_i \times p$ matrix Z_i and the $(n - n_i) \times p$ matrix \tilde{Z}_i both have i.i.d. standardized entries, the $(n - n_i) \times (n - n_i)$ diagonal matrix $\tilde{\Gamma}_i$ is the remaining matrix after deleting all the entries of Γ_i from Γ . Then we find that the population covariance Σ will cancel out:

$$\begin{aligned} \text{tr}[\tilde{X}_i (X_i^\top X_i)^{-1} \tilde{X}_i^\top] &= \text{tr}[\tilde{\Gamma}_i^{1/2} \tilde{Z}_i \Sigma^{1/2} (\Sigma^{1/2} Z_i^\top \Gamma_i Z_i \Sigma^{1/2})^{-1} \Sigma^{1/2} \tilde{Z}_i^\top \tilde{\Gamma}_i^{1/2}] \\ &= \text{tr}[\tilde{\Gamma}_i^{1/2} \tilde{Z}_i (Z_i^\top \Gamma_i Z_i)^{-1} \tilde{Z}_i^\top \tilde{\Gamma}_i^{1/2}]. \end{aligned}$$

To evaluate the limit, we will use the following lemma from Rubio and Mestre (2011).

Lemma G.5 (Concentration of average of quadratic forms, Lemma 4 in Rubio and Mestre (2011)). *Let $\mathcal{U} = \{\xi_k \in \mathbb{C}^M, 1 \leq k \leq N\}$ denote a collection of i.i.d. random vectors with i.i.d entries that have mean 0, variance 1 and finite $4 + \delta$ moment, $\delta > 0$. Furthermore, consider a collection of random matrices $\{\mathbf{C}_{(k)} \in \mathbb{C}^{M \times M}, 1 \leq k \leq N\}$ such that, for each k , $\mathbf{C}_{(k)}$ may depend on all the elements of \mathcal{U} except for ξ_k , and the trace norm of $\mathbf{C}_{(k)}$, $\|\mathbf{C}_{(k)}\|_{\text{tr}}$ is almost surely uniformly bounded for all M . Then, almost surely as $N \rightarrow \infty$,*

$$\left| \frac{1}{N} \sum_{k=1}^N \left(\xi_k^H \mathbf{C}_{(k)} \xi_k - \text{tr} \mathbf{C}_{(k)} \right) \right| \rightarrow 0.$$

For our purpose, we can take the number of summands to be $N = n - n_i$, the dimension $M = p$, and the inner matrices to be $\mathbf{C}_{(k)} = \frac{n_i}{p} (Z_i^\top \Gamma_i Z_i)^{-1} \cdot (\tilde{\Gamma}_i)_{kk}$. Also, we let ξ_k^\top to be the k -th row of \tilde{Z}_i . By using the well-known result on spectrum separation (see e.g., Bai and Silverstein, 2009), almost surely, the smallest eigenvalue of $n_i^{-1} Z_i^\top Z_i$ is uniformly bounded below by some constant. Since $\lambda_{\min}(n_i^{-1} Z_i^\top \Gamma_i Z_i) \geq \lambda_{\min}(\Gamma_i) \cdot \lambda_{\min}(n_i^{-1} Z_i^\top Z_i)$, $\lambda_{\min}(n_i^{-1} Z_i^\top \Gamma_i Z_i)$ is also uniformly bounded below almost surely. So under the assumption of Theorem 5.3, we can

check that the trace norm of $\frac{n_i}{p}(Z_i^\top \Gamma_i Z_i)^{-1} \cdot (\tilde{\Gamma}_i)_{kk}$ is indeed uniformly bounded. Then by Lemma G.5, we will have as $n \rightarrow \infty$

$$\left| \frac{1}{n - n_i} \sum_{k=1}^{n-n_i} \left[\frac{n_i}{p} (\tilde{\Gamma}_i)_{kk} \cdot \xi_k^\top (Z_i^\top \Gamma_i Z_i)^{-1} \xi_k - \text{tr} \left(\frac{n_i}{p} (Z_i^\top \Gamma_i Z_i)^{-1} \cdot (\tilde{\Gamma}_i)_{kk} \right) \right] \right| \rightarrow_{a.s.} 0.$$

This implies

$$\frac{1}{n - n_i} \text{tr}[\tilde{\Gamma}_i^{1/2} \tilde{Z}_i (Z_i^\top \Gamma_i Z_i)^{-1} \tilde{Z}_i^\top \tilde{\Gamma}_i^{1/2}] \rightarrow_{a.s.} f(\gamma_i, G_i) \left(\frac{\gamma_i}{\gamma_i - \gamma} \mathbb{E}_G T - \frac{\gamma}{\gamma_i - \gamma} \mathbb{E}_{G_i} T \right),$$

since $\text{tr}(Z_i^\top \Gamma_i Z_i)^{-1} \rightarrow_{a.s.} f(\gamma_i, G_i)$ and

$$\frac{\sum_k (\tilde{\Gamma}_i)_{kk}}{n - n_i} = \frac{n}{n - n_i} \cdot \frac{\text{tr}(\Gamma)}{n} - \frac{n_i}{n - n_i} \cdot \frac{\text{tr}(\Gamma_i)}{n_i} \rightarrow_{a.s.} \left(\frac{\gamma_i}{\gamma_i - \gamma} \mathbb{E}_G T - \frac{\gamma}{\gamma_i - \gamma} \mathbb{E}_{G_i} T \right).$$

This holds for all i . Thus, for the elliptical model, we have

$$IE(X_1, \dots, X_k) = \frac{1 - \frac{p}{n}}{1 - \frac{2p}{n} + \frac{1}{\sum_{i=1}^k \frac{1}{\text{tr}[(X_i^\top X_i)^{-1} X^\top X]}}} \rightarrow_{a.s.} \frac{1 - \gamma}{1 - 2\gamma + \frac{1}{\sum_{i=1}^k \psi(\gamma_i, G_i)}},$$

where

$$\psi(\gamma_i, G_i) = \frac{1}{\gamma + (\mathbb{E}_G T - \frac{\gamma}{\gamma_i} \mathbb{E}_{G_i} T) f(\gamma_i, G_i)}.$$

Now, for the MP model, we can simply take Γ to be identity matrix, then the above result reduces to

$$IE(X_1, \dots, X_k) = \frac{1 - \frac{p}{n}}{1 - \frac{2p}{n} + \frac{1}{\sum_{i=1}^k \frac{1}{\text{tr}[(X_i^\top X_i)^{-1} X^\top X]}}} \rightarrow_{a.s.} \frac{1 - \gamma}{1 - 2\gamma + \frac{\gamma(1-\gamma)}{1-k\gamma}},$$

which finishes the proof.

G.8 Proof of Theorem 5.4

We first provide the proof for the MP model. Since Σ is positive definite, we have

$$x_t^\top (X_i^\top X_i)^{-1} x_t = z_t^\top \Sigma^{1/2} (\Sigma^{1/2} Z_i^\top Z_i \Sigma^{1/2})^{-1} \Sigma^{1/2} z_t = z_t^\top (Z_i^\top Z_i)^{-1} z_t.$$

This cancellation shows that the test error does not depend on the covariance matrix.

For the null case, we will show below that we have, almost surely

$$z_t^\top (Z_i^\top Z_i)^{-1} z_t \rightarrow \frac{\gamma_i}{1 - \gamma_i}.$$

Hence, we obtain that

$$OE(x_t; X_1, \dots, X_k) \rightarrow_{a.s.} \frac{1 + \frac{\gamma}{1-\gamma}}{1 + \frac{1}{\sum_{i=1}^k \frac{1-\gamma_i}{\gamma_i}}} = \frac{1}{1-\gamma}.$$

Under the elliptical model, we have $x_t^\top (X_i^\top X_i)^{-1} x_t = g_t z_t^\top (Z_i^\top \Gamma_i Z_i)^{-1} z_t$. While Σ still cancels out, the scale parameters do not cancel out anymore. Therefore, we must take them

into account when taking the limits. However, similarly to the proof of Theorem 5.2, we find that, almost surely

$$z_t^\top (Z_i^\top \Gamma_i Z_i)^{-1} z_t \rightarrow f(\gamma_i, G_i).$$

Putting these together finishes the proof.

To see the reason for the convergence of quadratic forms, we present a slightly different argument. In fact, Theorem 5.4 will still hold if we are only given the $4 + c$ -th moment of z_1 instead of $8 + c$ -th one. This follows by the concentration of quadratic forms $x^\top A x - p^{-1} \text{tr} A \rightarrow 0$ for matrices A whose spectral distribution converges, and for vectors x with iid entries. Specifically, we will use the following well-known statement about concentration of quadratic forms. To use this result, we simply choose $x = z_t/\sqrt{p}$, and $A_p = (Z_i^\top \Gamma_i Z_i/p)^{-1}$, and the desired claim follows.

Lemma G.6 (Concentration of quadratic forms, consequence of Lemma B.26 in Bai and Silverstein (2009)). *Let $x \in \mathbb{R}^p$ be a random vector with i.i.d. entries and $\mathbb{E}[x] = 0$, for which $\mathbb{E}[(\sqrt{p}x_i)^2] = \sigma^2$ and $\sup_i \mathbb{E}[(\sqrt{p}x_i)^{4+\eta}] < C$ for some $\eta > 0$ and $C < \infty$. Moreover, let A_p be a sequence of random $p \times p$ symmetric matrices independent of x , with uniformly bounded eigenvalues. Then the quadratic forms $x^\top A_p x$ concentrate around their means at the following rate*

$$P(|x^\top A_p x - p^{-1} \sigma^2 \text{tr} A_p|^{2+\eta/2} > C) \leq Cp^{-(1+\eta/4)}.$$

To prove this, we will use the following Trace Lemma quoted from Bai and Silverstein (2009), see also Dobriban et al. (2017) for a similar argument.

Lemma G.7 ([Trace Lemma, Lemma B.26 of Bai and Silverstein (2009)]). *Let y be a p -dimensional random vector of i.i.d. elements with mean 0. Suppose that $\mathbb{E}[y_i^2] = 1$, and let A_p be a fixed $p \times p$ matrix. Then*

$$\mathbb{E} \left[|y^\top A_p y - \text{tr} A_p|^q \right] \leq C_q \left\{ \left(\mathbb{E}[y_1^4] \text{tr}[A_p A_p^\top] \right)^{q/2} + \mathbb{E}[y_1^{2q}] \text{tr}[(A_p A_p^\top)^{q/2}] \right\},$$

for some constant C_q that only depends on q .

Proof. Under the conditions of Lemma G.6, the operator norms $\|A_p\|_2$ are almost surely uniformly bounded by a constant C , thus $\text{tr}[(A_p A_p^\top)^{q/2}] \leq pC^q$ and $\text{tr}[A_p A_p^\top] \leq pC^2$. Consider now a random vector x with the properties assumed in the present lemma. For $y = \sqrt{p}x/\sigma$ and $q = 2 + \eta/2$, using that $\mathbb{E}[y_i^{2q}] \leq C$ and the other the conditions in Lemma G.6, Lemma G.7 thus yields

$$\frac{p^q}{\sigma^{2q}} \mathbb{E} \left[|x^\top A_p x - \frac{\sigma^2}{p} \text{tr} A_p|^q \right] \leq C \left\{ (pC^2)^{q/2} + pC^q \right\},$$

or equivalently $\mathbb{E} \left[|x^\top A_p x - \frac{\sigma^2}{p} \text{tr} A_p|^{2+\eta/2} \right] \leq Cp^{-(1+\eta/4)}$.

By Markov's inequality applied to the $2 + \frac{\eta}{2}$ -th moment of $\varepsilon_p = x^\top A_p x - \frac{\sigma^2}{p} \text{tr} A_p$, we obtain as required

$$P(|\varepsilon_p|^{2+\eta/2} > C) \leq Cp^{-(1+\eta/4)}.$$

□

G.9 Proof of Theorem 5.5

From Theorem 4.1, it follows that the inverse sample covariance matrix $\widehat{\Sigma}$ is equivalent to a scaled version of the population covariance

$$\widehat{\Sigma}^{-1} \asymp \Sigma^{-1} \cdot e_p,$$

for some scalar sequence $e_p > 0$. By taking in Theorem 4.1 the matrix $C_p = E_j E_j^\top$, the $p \times p$ matrix with a 1 in the (j, j) -th entry, and zeros otherwise, we find that almost surely,

$$[\widehat{\Sigma}^{-1}]_{jj} - [\Sigma^{-1}]_{jj} \cdot e_p \rightarrow 0,$$

We can apply this to each sub-matrix X_i to find

$$n_i \cdot [(X_i^\top X_i)^{-1}]_{jj} - [\Sigma^{-1}]_{jj} \cdot e_p(i) \rightarrow 0.$$

Here $e_p(i)$ is the solution to the fixed point equation

$$1 = \frac{1}{n_i} \text{tr} [e_p(i) \Gamma_i (I_{n_i} + \gamma_{p,i} \cdot e_p(i) \Gamma_i)^{-1}].$$

Moreover, $\gamma_{p,i} = p/n_i$ and Γ_i is the $n_i \times n_i$ sub-matrix of Γ corresponding to the i -th machine. It follows that the CE has a deterministic equivalent equal to

$$\begin{aligned} & \frac{[\Sigma^{-1}]_{jj} \cdot e_p}{n} \cdot \sum_{i=1}^k \frac{n_i}{[\Sigma^{-1}]_{jj} \cdot e_p(i)} = \\ & = \frac{p \cdot e_p}{n} \cdot \sum_{i=1}^k \frac{n_i}{p \cdot e_p(i)} \rightarrow \gamma \cdot e(\gamma, G) \cdot \sum_{i=1}^k \frac{1}{\gamma_i \cdot e(\gamma_i, G_i)}. \end{aligned}$$

Here $e(\gamma_i, G_i)$ are the quantities encountered before, discussed after Theorem 4.1. The convergence follows from the discussion after Theorem 4.1. Also, from the definition of $f(\gamma, G)$ it follows that $f(\gamma, G) = \gamma e(\gamma, G)$, so that we get the desired result. This finishes the proof.

H Special case of parameter estimation

H.1 Suboptimal weights

If we take all weights w_i to be equal, i.e. $w_i = 1/k$, then the MSE is

$$MSE_{subopt} = \frac{\sigma^2}{k^2} \sum_{i=1}^k \text{tr}(X_i^\top X_i)^{-1} \rightarrow \frac{\sigma^2}{k^2} \sum_{i=1}^k \frac{\gamma_i \cdot \mathbb{E}_H T^{-1}}{1 - \gamma_i}.$$

Thus the ARE of the equally weighted estimator becomes (with the notation AE denoting asymptotic MSE)

$$ARE_{subopt} = \frac{AE(\hat{\beta}_{dist}(1/k, \dots, 1/k))}{AE_{subopt}} = \frac{k^2 \frac{\gamma}{1-\gamma}}{\sum_{i=1}^k \frac{\gamma_i}{1-\gamma_i}}.$$

Now, ARE_{subopt} can be viewed as a harmonic mean of the numbers

$$k \frac{\gamma}{1-\gamma} \frac{1-\gamma_i}{\gamma_i},$$

while the optimal ARE is the corresponding arithmetic mean. Therefore, we have $ARE_{subopt} \leq ARE$.

H.2 Properties and interpretation of the relative efficiency.

Let $f(n, p, k)$ be the relative efficiency for estimation, $(n - kp)/(n - p)$. If $kp > n$, that expression is negative, but in that case it is more proper to define the relative efficiency as 0. So, we consider

$$f(n, p, k) = \max\left(\frac{n - kp}{n - p}, 0\right).$$

This has the following properties. Each of these has a statistical interpretation.

1. **Well-definedness.** f is well-defined for all n, p, k such that $n > p$
2. **Range.** $0 \leq f \leq 1$ for all n, p, k . Clearly the efficiency should be between zero and unity. Also, f is zero for $k \geq n/p$. In this case, some machine has an OLS estimator that is not well-defined. Moreover, $f = 1$ when $k = 1$ or when $p = 0$. When we have one machine, the efficiency is unity by definition. When $p = 0$, the problem is not well-defined, as there are no parameters to estimate.
3. **Monotonicity.**
 - (a) **f is monotone decreasing in k .** This property is easy to interpret. The distributed regression problem gets harder as k increases.
 - (b) **f is monotone increasing in n .** The linear regression problem should get easier as n grows. However, it turns out that more is true. The distributed problem gets relatively easier compared to the "shared" problem.
 - (c) **f is monotone decreasing in p .** Similarly, a typical linear regression problem should get harder as p grows. However, the relative difficulty of solving the distributed problem also gets larger.
4. **Limits and singularity.**
 - (a) $n \rightarrow \infty$. When $n \rightarrow \infty$ with fixed k, p , then f tends to unity. When $n \rightarrow \infty$, the distributed estimator becomes asymptotically efficient.
 - (b) $p = n$. The function is singular when $p = n$, because the OLS estimator itself is singular when $p = n$.

Note that these properties are not enough to characterize the relative efficiency. In fact, for any monotone increasing transform such that $g(0) = 0$ and $g(1) = 1$, $g(f(n, p, k))$ has the same properties.

H.3 Degrees of freedom interpretation

Next we give a multi-response regression characterization that heuristically gives an upper bound on the "degrees of freedom" for distributed regression. This will be helpful to understand the asymptotic formulas derived above.

We re-parametrize $Y = X\beta + \varepsilon$, treating the samples on each machine as a different outcome. We write the $n \times k$ multi-response outcome matrix \underline{Y} , the $n \times pk$ feature matrix \underline{X} , and the corresponding noise $\underline{\varepsilon}$ as

$$\underline{Y} = \begin{bmatrix} Y_1 & 0 & \dots & 0 \\ 0 & Y_2 & \dots & 0 \\ \vdots & \vdots & \ddots & \vdots \\ 0 & 0 & \dots & Y_k \end{bmatrix}, \quad \underline{X} = \begin{bmatrix} X_1 & 0 & \dots & 0 \\ 0 & X_2 & \dots & 0 \\ \vdots & \vdots & \ddots & \vdots \\ 0 & 0 & \dots & X_k \end{bmatrix}, \quad \underline{\varepsilon} = \begin{bmatrix} \varepsilon_1 & 0 & \dots & 0 \\ 0 & \varepsilon_2 & \dots & 0 \\ \vdots & \vdots & \ddots & \vdots \\ 0 & 0 & \dots & \varepsilon_k \end{bmatrix}.$$

We also introduce $\underline{\beta}$, the $pk \times k$ parameter matrix, which shares parameters across the k

outcomes:

$$\underline{\beta} = \begin{bmatrix} \beta & 0 & \dots & 0 \\ 0 & \beta & \dots & 0 \\ \vdots & \vdots & \ddots & \vdots \\ 0 & 0 & \dots & \beta \end{bmatrix} = I_k \otimes \beta$$

Note that $Y = X\beta + \varepsilon$ is equivalent to $\underline{Y} = \underline{X}\underline{\beta} + \underline{\varepsilon}$. The OLS estimator of $\underline{\beta}$ is $\hat{\underline{\beta}} = (\underline{X}^\top \underline{X})^{-1} \underline{X}^\top \underline{Y}$. This can be calculated as

$$\hat{\underline{\beta}} = \begin{bmatrix} \hat{\beta}_1 & 0 & \dots & 0 \\ 0 & \hat{\beta}_2 & \dots & 0 \\ \vdots & \vdots & \ddots & \vdots \\ 0 & 0 & \dots & \hat{\beta}_k \end{bmatrix} = \begin{bmatrix} (X_1^\top X_1)^{-1} X_1^\top Y_1 & 0 & \dots & 0 \\ 0 & (X_2^\top X_2)^{-1} X_2^\top Y_2 & \dots & 0 \\ \vdots & \vdots & \ddots & \vdots \\ 0 & 0 & \dots & (X_k^\top X_k)^{-1} X_k^\top Y_k \end{bmatrix}$$

Notice that the estimators of the coefficients of different outcomes are the familiar distributed OLS estimators. Now, we can find a plug-in estimator of β , based on $\underline{\beta}$. Given the form of $\underline{\beta}$ above, for any vector w such that $\sum_{i=1}^k w_i = 1$, we have that β can be expressed in terms of the tensorized parameter $\underline{\beta}$ as a weighted combination

$$\beta = (1_p^\top \otimes I_k) \underline{\beta} w.$$

Therefore, for any unbiased estimator of $\underline{\beta}$, the corresponding weighted combination estimators given below are unbiased for β :

$$\hat{\beta}(w) = (1_p^\top \otimes I_k) \hat{\underline{\beta}} w.$$

In our case, given the zeros in the estimator, this simply reduces to the weighted sum $\hat{\beta}(w) = \sum_{i=1}^k w_i \hat{\beta}_i$.

This explains how our problem can be understood in the framework of multi-response regression. Also, the number of parameters in that problem is kp , so the "degrees of freedom" is $n - kp$. Indeed, the residual effective degrees of freedom $\hat{r} = y - Hy$ is usually defined as $\text{tr}(I - H)$. Let H_i be the hat matrix on the i -th machine, so that $H_i = X_i(X_i^\top X_i)^{-1} X_i^\top$. Then it is easy to see that $\text{tr}(I - H_i) = n_i - p$, for all i . Since H_{dist} is simply the block diagonal matrix with H_i as blocks, we see that $\text{tr}(I - H_{dist}) = n - pk$, as required.

This provides a simple explanation for why the "effective number of parameters" in a one-step distributed linear regression problem is upper bounded by kp . Equivalently, the residual "degrees of freedom" of a one-step distributed estimation problem is lower bounded by $n - kp$. Note that with more rounds of communication, we could drive the degrees of freedom up, and hence this is just a heuristic bound.

I Proof of Theorem 7.2

First, when $\rho = 0$, the MSE reduces to $\sigma^2/k^2 \cdot \sum_{i=1}^k \text{tr}(X_i^\top X_i)^{-1}$ which is exactly the MSE of the one-step naive average estimator $1/k \cdot \sum_{i=1}^k (X_i^\top X_i)^{-1} X_i^\top Y_i$. Second, when $\rho \rightarrow \infty$,

$$\begin{aligned}\hat{\beta}_* &= \left(\sum_{i=1}^k (X_i^\top X_i + n_i \rho I)^{-1} X_i^\top X_i \right)^{-1} \cdot \sum_{i=1}^k (X_i^\top X_i + n_i \rho I)^{-1} X_i^\top Y_i \\ &= \left(\sum_{i=1}^k \left(\frac{X_i^\top X_i}{\rho} + n_i I \right)^{-1} X_i^\top X_i \right)^{-1} \cdot \sum_{i=1}^k \left(\frac{X_i^\top X_i}{\rho} + n_i I \right)^{-1} X_i^\top Y_i \\ &\rightarrow \left(\sum_{i=1}^k \frac{X_i^\top X_i}{n_i} \right)^{-1} \cdot \sum_{i=1}^k \frac{X_i^\top Y_i}{n_i} = (X^\top X)^{-1} X^\top Y,\end{aligned}$$

which is the OLS estimator for the whole data set and the MSE also converges to the corresponding MSE $\sigma^2 \cdot \text{tr}(X^\top X)^{-1}$. Actually, we can define the MSE as a function of ρ in the following way

$$\begin{aligned}\psi(\rho) &= \sum_{i=1}^k \text{tr} \left[\left(\sum_{i=1}^k (X_i^\top X_i + n_i \rho I)^{-1} X_i^\top X_i \right)^{-2} (X_i^\top X_i + n_i \rho I)^{-2} X_i^\top X_i \right] \\ &= \sum_{i=1}^k \text{tr} \left[\left(\sum_{i=1}^k (\hat{\Sigma}_i + \rho I)^{-1} \hat{\Sigma}_i \right)^{-2} (\hat{\Sigma}_i + \rho I)^{-2} \cdot \frac{\hat{\Sigma}_i}{n_i} \right],\end{aligned}$$

where $\hat{\Sigma}_i = X_i^\top X_i/n_i$. For any fixed $\rho \in [0, \infty)$, we can consider a small perturbation ε at ρ , i.e. we can consider the difference between $\psi(\rho + \varepsilon)$ and $\psi(\rho)$. By using the formula

$$(I + \varepsilon A)^{-1} = \sum_{n=0}^{\infty} (-1)^n A^n \varepsilon^n = I - \varepsilon A + o(\varepsilon),$$

and we define the following quantity

$$\Delta := \sum_{i=1}^k (\hat{\Sigma}_i + \rho I)^{-1} \hat{\Sigma}_i.$$

We have the following expansions:

$$\begin{aligned}\left(\sum_{i=1}^k (\hat{\Sigma}_i + \rho I + \varepsilon I)^{-1} \hat{\Sigma}_i \right)^{-1} &= \Delta^{-1} + \varepsilon \Delta^{-1} \left(\sum_{i=1}^k (\hat{\Sigma}_i + \rho I)^{-2} \hat{\Sigma}_i \right) \Delta^{-1} + o(\varepsilon), \\ (\hat{\Sigma}_i + \rho I + \varepsilon I)^{-2} \hat{\Sigma}_i &= (\hat{\Sigma}_i + \rho I)^{-2} \hat{\Sigma}_i - 2\varepsilon (\hat{\Sigma}_i + \rho I)^{-3} \hat{\Sigma}_i + o(\varepsilon).\end{aligned}$$

By putting these together, we have

$$\begin{aligned}\psi(\rho + \varepsilon) - \psi(\rho) &= \\ \varepsilon \cdot \frac{2k}{n} \text{tr} \left[\Delta^{-1} \sum_{i=1}^k (\hat{\Sigma}_i + \rho I)^{-2} \hat{\Sigma}_i \cdot \Delta^{-2} \sum_{i=1}^k (\hat{\Sigma}_i + \rho I)^{-2} \hat{\Sigma}_i - \Delta^{-2} \sum_{i=1}^k (\hat{\Sigma}_i + \rho I)^{-3} \hat{\Sigma}_i \right] \\ &+ o(\varepsilon),\end{aligned}$$

which means $\psi(\rho)$ is differentiable and the derivative at ρ is

$$\psi'(\rho) = \frac{2k}{n} \operatorname{tr} \left[\Delta^{-1} \sum_{i=1}^k (\widehat{\Sigma}_i + \rho I)^{-2} \widehat{\Sigma}_i \cdot \Delta^{-2} \sum_{i=1}^k (\widehat{\Sigma}_i + \rho I)^{-2} \widehat{\Sigma}_i - \Delta^{-2} \sum_{i=1}^k (\widehat{\Sigma}_i + \rho I)^{-3} \widehat{\Sigma}_i \right].$$

Actually, we can show that $\psi'(\rho) \leq 0$ holds for all $\rho \in [0, +\infty)$. In order to do that, we need to introduce the so-called Schur complement and its applications on positive semi-definite matrices.

Lemma I.1 (Schur complement condition for positive semi-definiteness). *For any symmetric matrix M of the form*

$$M = \begin{bmatrix} A & B \\ B^\top & C \end{bmatrix},$$

if C is invertible then the following properties hold:

1. $M \succ 0$ iff $C \succ 0$ and $A - BC^{-1}B^\top \succ 0$.
2. If $C \succ 0$, then $M \succeq 0$ iff $A - BC^{-1}B^\top \succeq 0$.

In order to show $\psi'(\rho) \leq 0$, it is sufficient to show

$$\begin{aligned} & \operatorname{tr} \left[\Delta^{-1} \sum_{i=1}^k (\widehat{\Sigma}_i + \rho I)^{-2} \widehat{\Sigma}_i \cdot \Delta^{-2} \sum_{i=1}^k (\widehat{\Sigma}_i + \rho I)^{-2} \widehat{\Sigma}_i - \Delta^{-2} \sum_{i=1}^k (\widehat{\Sigma}_i + \rho I)^{-3} \widehat{\Sigma}_i \right] \\ &= \operatorname{tr} \left[\Delta^{-2} \left(\sum_{i=1}^k (\widehat{\Sigma}_i + \rho I)^{-2} \widehat{\Sigma}_i \cdot \Delta^{-1} \sum_{i=1}^k (\widehat{\Sigma}_i + \rho I)^{-2} \widehat{\Sigma}_i - \sum_{i=1}^k (\widehat{\Sigma}_i + \rho I)^{-3} \widehat{\Sigma}_i \right) \right] \leq 0 \end{aligned}$$

Let $A = \sum_{i=1}^k (\widehat{\Sigma}_i + \rho I)^{-3} \widehat{\Sigma}_i$, $B = \sum_{i=1}^k (\widehat{\Sigma}_i + \rho I)^{-2} \widehat{\Sigma}_i$, then we only need to show

$$\operatorname{tr} \left[\Delta^{-2} \left(A - B^\top \Delta^{-1} B \right) \right] \geq 0.$$

Since Δ^{-2} is a positive semi-definite matrix, and for two positive semi-definite matrices $X = P^\top P$, $Y = Q^\top Q$ we have $\operatorname{tr}(XY) = \operatorname{tr}(P^\top P Q^\top Q) = \operatorname{tr}(P Q^\top Q P^\top) \geq 0$, the remaining work is to show $A - B^\top \Delta^{-1} B \succeq 0$. Now, by using Lemma I.1, it enough to show

$$M = \begin{bmatrix} A & B \\ B^\top & \Delta \end{bmatrix} \succeq 0.$$

We can write M as sum of matrices M_i , where

$$M_i = \begin{bmatrix} (\widehat{\Sigma}_i + \rho I)^{-3} \widehat{\Sigma}_i & (\widehat{\Sigma}_i + \rho I)^{-2} \widehat{\Sigma}_i \\ (\widehat{\Sigma}_i + \rho I)^{-2} \widehat{\Sigma}_i & (\widehat{\Sigma}_i + \rho I)^{-1} \widehat{\Sigma}_i \end{bmatrix}.$$

By using Lemma I.1 again, $M_i \succeq 0$ since

$$\left(\widehat{\Sigma}_i + \rho I \right)^{-3} \widehat{\Sigma}_i - \left(\widehat{\Sigma}_i + \rho I \right)^{-2} \widehat{\Sigma}_i \cdot \left(\widehat{\Sigma}_i + \rho I \right)^{-1} \widehat{\Sigma}_i = 0.$$

Finally we have $M = \sum_{i=1}^k M_i \succeq 0$, i.e. $\psi'(\rho) \leq 0$. The special case when $\rho = 0$ is of special interest. In this case, $\Delta = kI$ and we can simplify the derivative

$$\psi'(0) = \frac{2}{nk^2} \cdot \operatorname{tr} \left[\left(\sum_{i=1}^k \widehat{\Sigma}_i^{-1} \right)^2 - k \sum_{i=1}^k \widehat{\Sigma}_i^{-2} \right].$$

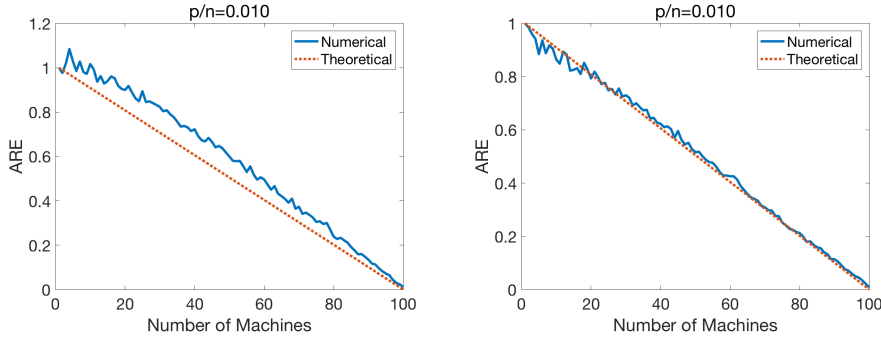


Figure 9: Relative efficiency in regression.

By using the Cauchy-Schwarz inequality for positive semidefinite matrices

$$\text{tr}(AB) \leq \sqrt{\text{tr}(A^2) \text{tr}(B^2)} \leq \frac{\text{tr}(A^2) + \text{tr}(B^2)}{2},$$

we can easily verify that $\psi'(0) \leq 0$, and equality holds if and only if $X_1^\top X_1 = X_2^\top X_2 = \dots = X_k^\top X_k$.

J Numerical simulations

J.1 Relative efficiency for regression

Figure 9 shows a comparison of our theoretical formulas for ARE and realized relative efficiency in a regression simulation. Here we consider regression problems with $Y = X\beta + \varepsilon$, where X is $n \times p$ with iid standard Gaussian entries, $\beta = 0$, and ε has iid standard Gaussian entries. We choose $n > p$, and for each value of k such that $k < n/p$, we split the data into k equal groups. We then show the results of the expression for the realized relative efficiency $\|\hat{\beta} - \beta\|^2 / \|\hat{\beta}_{dist} - \beta\|^2$ compared to the theoretical ARE. We take $n = 10,000$ and $p = 100$.

We observe that the two agree closely. However, there is more sampling variation than in the previously reported simulations, where we only compared the expected values of the relative efficiency to its asymptotic limit. In particular, the realized relative efficiency can be greater than unity. This is not a contradiction as our theoretical results only concern the expected values. However, we find that the simulations still match the theoretical results quite well.

J.2 Relative efficiencies for the elliptical model

For the elliptical model, we can also study the relation between different asymptotic efficiencies and show a plot similar to Figure 1 for the Marchenko-Pastur model. Intuitively, we cannot expect a universal phenomenon in this situation since all efficiencies depend on the distribution G . Let us consider the worst-case example from Theorem G.4. Figure 10 shows that the asymptotic relative efficiency for out-of-sample prediction could be either very good or as bad as the ARE.

In the first plot, we take $p = 100, n = 10000$, while $\alpha = 10000$, and $c = 0.015$. The test datapoint has magnitude $g_t = 1$. In the second plot, we choose the same parameters but change the magnitude of the test datapoint to $g_t = 10000$. Intuitively, when g_t is large, the

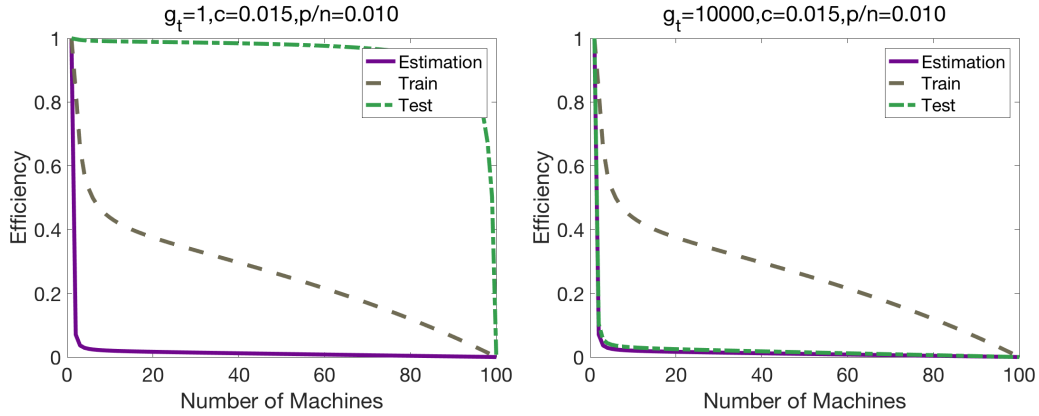


Figure 10: Relative efficiency for elliptical model.

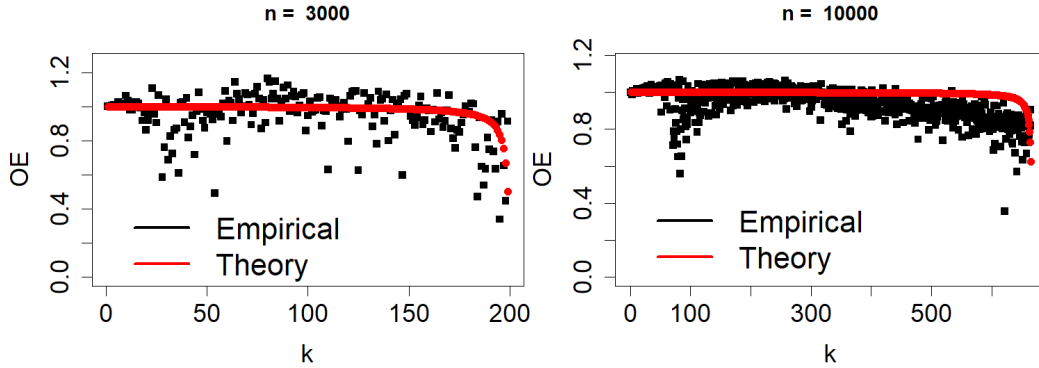


Figure 11: NYC flights data.

irreducible noise is negligible. Otherwise, the irreducible noise will make the problem easier. This is precisely what we observe in our figure, where in the first case, test error increases only a little (the efficiency is nearly unity), while in the second case test error increases a lot. We also expect this from our formula in Theorem 5.4.

K Empirical data analysis

In this section we present an empirical data example to assess the accuracy of our theoretical results. Specifically, figure 11 shows a comparison of our theoretical formulas for OE and actual out-of-sample prediction error (test error) on the NYC flights dataset (Wickham, 2018). We observe a quite good match.

Specifically, we performed the following steps in our data analysis. We downloaded the flights data as included in the nycflights13 R package (Wickham, 2018). We joined the separate datasets (weather, planes, and airlines). We omitted data points with missing entries. We

removed one out of each pair of variables with absolute correlation higher than 0.8. This left a total of $N = 60,448$ samples and $p = 17$ variables. For $n = 3000, 10000$, we randomly sampled a training set of size n , and a non-overlapping test set of size also equal to n . The test set size does not have equal the training set size, and we only followed this protocol for simplicity.

We then fit linear regression estimators to this data in a global and distributed way. For the distributed version, we split the train data as equally as possible into k subsets, for each $k \leq n/p$. We then fit a linear regression to each subset, and took a weighted average with the optimal weights. We computed the test error of both the global and the distributed estimators over the test sample, and defined their ratio to be the empirical OE. We compared this to our theoretical formula for the OE, see figure 11.

We observe a quite good match between the theoretical and empirical results. However, the empirical estimate of OE can be larger than unity. This is because of sampling noise. Our results show that $OE \leq 1$, but only for the theoretical quantity where we have taken expectations. To get estimators with reduced variance, one could average over multiple Monte Carlo trials. However, those are beyond the our scope.