

Reinforcement Learning in R

by Nicolas Pröllochs, Stefan Feuerriegel

Abstract Reinforcement learning refers to a group of methods from artificial intelligence where an agent performs learning through trial and error. It differs from supervised learning, since reinforcement learning requires no explicit labels; instead, the agent interacts continuously with its environment. That is, the agent starts in a specific state and then performs an action, based on which it transitions to a new state and, depending on the outcome, receives a reward. Different strategies (e.g. Q-learning) have been proposed to maximize the overall reward, resulting in a so-called policy, which defines the best possible action in each state. Mathematically, this process can be formalized by a Markov decision process and it has been implemented by packages in R; however, there is currently no package available for reinforcement learning. As a remedy, this paper demonstrates how to perform reinforcement learning in R and, for this purpose, introduces the **ReinforcementLearning** package. The package provides a remarkably flexible framework and is easily applied to a wide range of different problems. We demonstrate its use by drawing upon common examples from the literature (e.g. finding optimal game strategies).

Introduction

Reinforcement learning represents an approach to solving sequential and usually stochastic decision-making problems (Sutton and Barto, 1998). In contrast to supervised machine learning, it requires no explicit labels indicating what the correct solution is; instead, it interacts with the environment and learns through trial and error. In many cases, this approach appears quite natural by mimicking the fundamental way humans learn and can thereby infer a rewarding strategy on its own. For this purpose, reinforcement learning assumes an agent that sequentially undertakes different actions based on which it transitions between states. Here it receives only limited feedback in the form of a numerical reward that is to be maximized over time. The agent usually performs the action promising the highest long-term reward, but will sometimes follow a random choice as part of its exploration. Mathematically, the underlying problem relies upon the Markov decision process (MDP in short; cf. Bellman, 1957), which we formalize in Section 2.2.2. To this end, we refer to a detailed introduction to the literature, such as Sutton and Barto (1998).

Reinforcement learning can be applied to a wide range of sequential decision-making problems from numerous domains. We detail a few illustrative examples in the following. Among others, it is particularly popular in robotics (e.g. Smart and Kaelbling, 2002; Mataric, 1997) where reinforcement learning navigates robots with the aim of avoiding collisions with obstacles (Beom and Cho, 1995). Analogously, reinforcement learning facilitates decision-making problems underlying control theory, such as improving the performance of elevators (Crites and Barto, 1996). Beyond engineering settings, its methodology also applies to the field of game theory (Erev and Roth, 1998; Erev and Rapoport, 1998) and, similarly, allows algorithms to derive strategies for computer games (Mnih et al., 2015). Beyond that, it also helps in optimizing financial trading (Nevmyvaka et al., 2006) or tuning hyperparameters in machine learning algorithms (Zoph and Le, 2016). In the context of computational linguistics, Scheffler and Young (2002) utilize reinforcement learning to enhance human-computer dialogs, while Pröllochs et al. (2016) derive policies for detecting negotiation scopes in order to improve the accuracy of sentiment analysis. Altogether, reinforcement learning helps to address all kind of problems involving sequential decision-making.

Reinforcement learning techniques can primarily be categorized in two groups, namely, model-based and model-free approaches (Sutton and Barto, 1998). The former, *model-based* algorithms, rely on explicit models of the environment that fully describe the probabilities of state transitions, as well as the consequences of actions and the associated rewards. Specifically, corresponding algorithms are built upon explicit representations of the environment given in the form of Markov decision processes. These MDPs can be solved by various, well-known algorithms, including value iteration and policy iteration, in order to derive the optimal behavior of an agent. These algorithms are also implemented within the statistical software R. For instance, the package **MDPtoolbox** solves such models based on an explicit formalization of the MDP, i.e. settings in which the transition probabilities and reward functions are known a priori (Chades et al., 2017).

The second category of reinforcement learning comprises *model-free* approaches that forgo any explicit knowledge regarding the dynamics of the environment. These approaches learn the optimal behavior through trial-and-error by directly interacting with the environment. In this context, the learner has no explicit knowledge of either the reward function or the state transition function (Hu and Wellman, 2003). Instead, the optimal behavior is iteratively inferred from the consequences of actions on the basis of past experience. As a main advantage, this method is applicable to situations

in which the dynamics of the environment are unknown or too complex to evaluate. However, the available tools in R are not yet living up to the needs of users in such cases. In fact, there is currently no package available that allows one to perform model-free reinforcement learning in R. Hence, users that aim to teach optimal behavior through trial-and-error learning must implement corresponding learning algorithms in a manual way.

As a remedy, we introduce the **ReinforcementLearning** package for R, which allows an agent to learn the optimal behavior based on sampling experience consisting of states, actions and rewards (Pröllochs and Feuerriegel, 2017)¹. The training examples for reinforcement learning can originate from real-world applications, such as sensor data. In addition, the package is shipped with the built-in capability to sample experience from a function that defines the dynamics of the environment. In both cases, the result of the learning process is a highly interpretable reinforcement learning policy that defines the best possible action in each state. The package provides a remarkably flexible framework, which makes it readily applicable to a wide range of different problems. Among other functions, it allows one to customize a variety of learning parameters and elaborates on how to mitigate common performance in common solution algorithms (e.g. experience replay).

As our main contribution, we present a novel package for implementing reinforcement learning in R. This can have a considerable impact for practitioners in the field of artificial intelligence and, hence, immediately reveals manifold implications: one can utilize our package to implement self-learning systems. We thus detail the applicability and usage of the package throughout this paper. For this purpose, we demonstrate the package by drawing upon common examples from the literature.

The remainder of this paper is structured as follows. Section 2.2 specifies a mathematical formalization of reinforcement learning and details how it solves sequential decision-making problems in a dynamic environment. Subsequently, we introduce the **ReinforcementLearning** package and demonstrate its main functionality and routines (Section 2.3). Section 2.4 provides an illustrative example in which a robot needs to find the optimal movements in a maze, while Section 2.5 concludes.

Background

Markov decision process

A Markov decision process (Bellman, 1957) is defined by a 5-tuple (S, A, P, R, γ) where S is a set of states. Let $s \in S$ refer to the current state. Then, in each state, one can undertake an action $a \in A$ from the set of actions A . Here one sometimes assumes only a subset $A_s \subset A$ dependent on a state s . By taking an action, the state transitions from s to s' with a probability $P_a(s, s')$. Upon arriving in a new state s' due to action a , one receives a reward given by $R_a(s, s')$. Lastly, the parameter $\gamma \in [0, 1]$ denotes a discount factor, which controls how important the current reward is in future settings.

As a result, we observe a few characteristics of our problem: first, the problem is time-dependent in the sense that choosing an action influences our future state. Second, the formulation implies a stochastic setting where the new state is not deterministic but can only be predicted with a certain probability. Third, a model-free setup requires that parameters P and R are not known a priori. Instead, one can merely learn the state transitions and expected rewards from interacting with the environment. This motivates the following approach underlying reinforcement learning.

Reinforcement learning

Problem specification

Reinforcement learning assumes a so-called *agent* which interacts with the *environment* over a sequence of discrete steps. Thereby, the agent develops an understanding of the environment (mathematically, P and R), while seeking to maximize the cumulative reward over time. Formally, we rewrite the problem formulation as an iterative process, as visualized in Figure 1. Based on the current state s_i in step i , the agent picks an action $a_i \in A_{s_i} \subseteq A$ out of the set of available actions for the given state s_i . Subsequently, the agent receives feedback related to its decision in the form of a numerical reward r_{i+1} , after which it then moves to the next state s_{i+1} .

The resulting objective of reinforcement learning is then to determine a *policy* $\pi(s_i, a_i)$ that defines which action a_i to take in state s_i . In other words, the goal of the agent is to learn the optimal policy function for all states and actions. To do so, the approach maintains a *state-action function* $Q(s_i, a_i)$, specifying the expected reward for each possible action a_i in state s_i . This knowledge can then be used to infer the optimal behavior, i.e. the policy that maximizes the expected reward from any state. The

¹The **ReinforcementLearning** R package is available from the Comprehensive R Archive Network (CRAN) at <http://cran.r-project.org/package=ReinforcementLearning>.

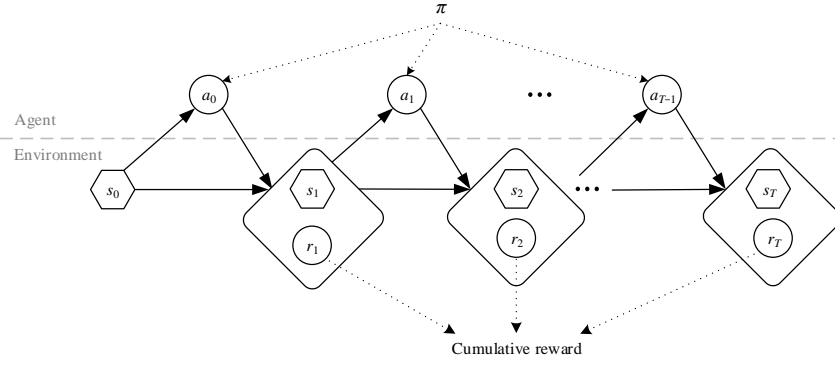


Figure 1: The agent-environment interaction in reinforcement learning.

optimal policy π^* maximizes the overall expected reward or, more specifically, the sum of discounted rewards given by

$$\pi^* = \max_{\pi} E \left[\sum_{i=0}^{\infty} \gamma^i r_t \mid s_0 = s \right]. \quad (1)$$

In practice, one chooses the actions a_i that maximize $Q(s_i, a_i)$. A common approach to computing this policy is via *Q-learning* (Watkins and Dayan, 1992). As opposed to a model-based approach, Q-learning has no explicit knowledge of either the reward function or the state transition function (Hu and Wellman, 2003). Instead, it iteratively updates its action-value $Q(s_i, a_i)$ based on past experience. Alternatives are, for instance, SARSA or temporal-difference (TD) learning, but these are less common in practice nowadays.

Exploration

The above descriptions specify how to choose the optimal action after having computed Q . For this purpose, reinforcement learning performs an exploration in which it randomly selects action without reference to Q . Thereby, it collects knowledge about how rewarding actions are in each state. One such exploration method is ϵ -greedy, where the agent chooses a random action uniformly with probability $\epsilon \in (0, 1)$ and otherwise follows the one with the highest expected long-term reward. Mathematically, this yields

$$a_i = \begin{cases} \max_{a \in A_{s_i}} Q(s_i, a_i), & \text{with probability } 1 - \epsilon, \\ \text{pick random } a \in A_{s_i}, & \text{with probability } \epsilon. \end{cases} \quad (2)$$

For a description of alternative heuristics, we refer to Sutton and Barto (1998).

Q-learning

The Q-learning algorithm (Watkins and Dayan, 1992) starts with arbitrary initialization of $Q(s_i, a_i)$ for all $s_i \in S$ and $a_i \in A$. The agent then proceeds with the aforementioned interaction steps: (1) it observes the current state s_i , (2) it performs an action a_i , (3) it receives a subsequent reward r_{i+1} after which it observes the next state s_{i+1} . Based on this information, it then estimates the optimal future value $Q(s_{i+1}, a_{i+1})$, i.e. the maximum possible reward across all actions available in s_{i+1} . Subsequently, it uses this knowledge to update the value of $Q(s_i, a_i)$. This is accomplished via the update rule

$$Q(s_i, a_i) \leftarrow Q(s_i, a_i) + \alpha \left[r_{i+1} + \gamma \max_{a_{i+1} \in A_{s_{i+1}}} Q(s_{i+1}, a_{i+1}) - Q(s_i, a_i) \right], \quad (3)$$

with a given learning rate α and discount factor γ . Thus, Q-learning learns an optimal policy while following another policy for action selection. This feature is called *off-policy* learning. More detailed mathematical explanations and a thorough survey of this and other reinforcement learning methods are given in, for example, Kaelbling et al. (1996) and Sutton and Barto (1998).

Extensions

Batch learning

Reinforcement learning generally maximizes the sum of expected rewards in an agent-environment loop. However, this setup often needs many interactions until convergence to an optimal policy. As a result, the approach is hardly feasible in complex, real-world scenarios. A suitable remedy comes in the form of so-called *batch reinforcement learning* (Lange et al., 2012), which drastically reduces the computation time in most settings. Different from the previous setup, the agent no longer interacts with the environment by processing single state-action pairs for which it updates the Q -table on an individual basis. Instead, it directly receives a set of tuples $(s_i, a_i, r_{i+1}, s_{i+1})$ sampled from the environment. After processing this batch, it updates the Q -table, as well as the policy. This procedure commonly results in greater efficiency and stability of the learning process, since the noise attached to individual explorations cancels out as one combines several explorations in a batch.

The batch process is grouped into three phases (see Figure 2). In the first phase, the learner explores the environment by collecting transitions with an arbitrary sampling strategy, e.g. using a purely random policy or ϵ -greedy. These data points can be, for example, collected from a running system without the need for direct interaction. In a second step, the stored training examples then allow the agent to learn a state-action function, e.g. via Q -learning. The result of the learning step is the best possible policy for every state transition in the input data. In a final step, the learned policy can be applied to the system. Here the policy remains fixed and is no longer improved.²

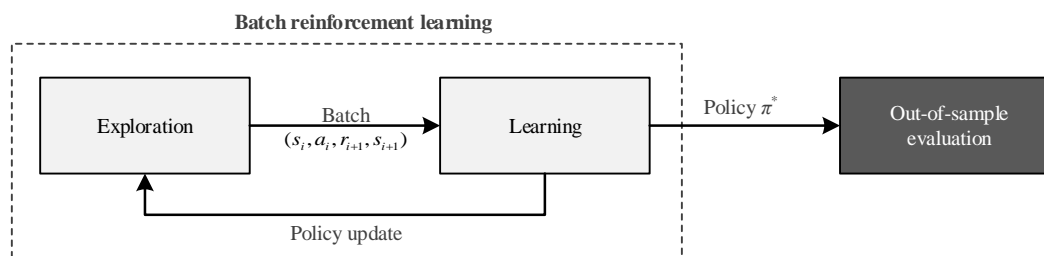


Figure 2: Batch reinforcement learning.

Experience replay

Another performance issue that can result in poor performance in reinforcement learning cases is that information might not easily spread through the whole state space. For example, an update of Q -value in step i of the state-action pair (s_i, a_i) might update the values of (s_{i-1}, a) for all $a \in A_{s_i}$. However, this update is not back-propagated immediately to all the involved preceding states. Instead, preceding states are only updated the next time they are visited. These *local* updates can result in serious performance issues since additional interactions are needed to spread already-available information through the whole state space.

As a remedy, the concept of *experience replay* allows reinforcement learning agents to remember and reuse experiences from the past (Lin, 1992). The underlying idea is to speed up convergence by replaying observed state transitions repeatedly to the agent, as if they were new observations collected while interacting with a system. Experience replay thus makes more efficient use of this information by resampling the connection between individual states. As its main advantage, experience replay can speed up convergence by allowing for the back-propagation of information from updated states to preceding states without further interaction.

Package features

Even though reinforcement learning has become prominent in machine learning, the R landscape is not living up to the needs of researchers and practitioners. The **ReinforcementLearning** package is

²Alternatively, the policy can be used for validation purposes or to collect new data points (e.g. in order to iteratively improve the current policy). This variant of reinforcement learning is referred to as *growing batch reinforcement learning*. In this method, the agent alternates between exploration and training phases, which is oftentimes the model of choice when applying reinforcement learning to real-world problems. It is also worth noting that this approach is similar to the general reinforcement learning problem: the agent improves its policy *while* interacting with the system.

intended to close this gap and offers the ability to perform model-free reinforcement learning in a highly customizable framework. The following sections present its usage and main functionality.

Before running all subsequent code snippets, one first needs to load the package via:

```
library("ReinforcementLearning")
```

Data preparation

The **ReinforcementLearning** package utilizes different mechanisms for reinforcement learning, including Q-learning and experience replay. It thereby learns an optimal policy based on past experience in the form of sample sequences consisting of states, actions and rewards. Consequently, each training example consists of a state-transition tuple $(s_i, a_i, r_{i+1}, s_{i+1})$ as follows:

- s_i is the current environment state.
- a_i denotes the selected action in the current state.
- r_{i+1} specifies the immediate reward received after transitioning from the current state to the next state.
- s_{i+1} refers to the next environment state.

The training examples for reinforcement learning can (1) be collected from an external source and inserted into a tabular data structure, or (2) generated dynamically by querying a function that defines the behavior of the environment. In both cases, the corresponding input must follow the same tuple structure $(s_i, a_i, r_{i+1}, s_{i+1})$. We detail both variants in the following.

Learning from pre-defined observations

This approach is beneficial when the input data is pre-determined or one wants to train an agent that replicates past behavior. In this case, one merely needs to insert a tabular data structure with past observations into the package. This might be the case when the state-transition tuples have been collected from an external source, such as sensor data, and one wants to learn an agent by eliminating further interaction with the environment.

Example. The following example shows the first five observations of a representative dataset containing game states of randomly sampled tic-tac-toe games³. In this dataset, the first column contains a representation of the current board state in a match. The second column denotes the observed action of player X in this state, whereas the third column contains a representation of the resulting board state after performing the action. The fourth column specifies the resulting reward for player X. This dataset is thus sufficient as input for learning the agent.

```
data("tictactoe")
head(tictactoe, 5)

#>      State Action NextState Reward
#> 1 .....      c7 .....X.B      0
#> 2 .....X.B   c6 ...B.XX.B      0
#> 3 ...B.XX.B   c2 .XBB.XX.B      0
#> 4 .XBB.XX.B   c8 .XBBBXXB      0
#> 5 .XBBBXXB   c1 XXBBBXXB      0
```

Dynamic learning from an interactive environment function

An alternative strategy is to define a function that mimics the behavior of the environment. One can then learn an agent that samples experience from this function. Here the environment function takes a state-action pair as input. It then returns a list containing the name of the next state and the reward. In this case, one can also utilize R to access external data sources, such as sensors, and execute actions via common interfaces. The structure of such a function is represented by the following pseudocode:

```
environment <- function(state, action) {
  ...
  return(list("NextState" = newState,
```

³The tic-tac-toe dataset contains game states of 406,541 randomly-sampled tic-tac-toe games and is included in the **ReinforcementLearning** R package. All states are observed from the perspective of player X who is also assumed to have played first. The player who succeeds in placing three of their marks in a horizontal, vertical, or diagonal row wins the game. Reward for player X is +1 for 'win', 0 for 'draw', and -1 for 'loss'.

```

    "Reward" = reward))
}

```

After specifying the environment function, we can use `sampleExperience()` to collect random sequences from it. Thereby, the input specifies number of samples (N), the environment function, the set of states (i.e. S) and the set of actions (i.e. A). The return value is then a data frame containing the experienced state transition tuples $(s_i, a_i, r_{i+1}, s_{i+1})$ for $i = 1, \dots, N$. The following code snippet shows how to generate experience from an exemplary environment function.⁴

```

# Define state and action sets
states <- c("s1", "s2", "s3", "s4")
actions <- c("up", "down", "left", "right")

env <- gridworldEnvironment

# Sample N = 1000 random sequences from the environment
data <- sampleExperience(N = 1000,
                        env = env,
                        states = states,
                        actions = actions)

```

Learning phase

General setup

The routine `ReinforcementLearning()` bundles the main functionality, which teaches a reinforcement learning agent using the previous input data. For this purpose, it requires the following arguments: (1) A *data* argument that must be a data frame object in which each row represents a state transition tuple $(s_i, a_i, r_{i+1}, s_{i+1})$. (2) The user is required to specify the column names of the individual tuple elements within *data*.

The following pseudocode demonstrates the usage for pre-defined data from an external source, while Section 2.4 details the interactive setup. Here the parameters s , a , r and s_new contain strings specifying the corresponding column names in the data frame *data*.

```

# Load dataset
data("tictactoe")

# Perform reinforcement learning
model <- ReinforcementLearning(data = tictactoe,
                              s = "State",
                              a = "Action",
                              r = "Reward",
                              s_new = "NextState",
                              iter = 1)

```

Parameter configuration

Several parameters can be provided to `ReinforcementLearning()` in order to customize the learning behavior of the agent.

- **alpha** The learning rate, set between 0 and 1. Setting it to 0 means that the Q-values are never updated and, hence, nothing is learned. Setting a high value, such as 0.9, means that learning can occur quickly.
- **gamma** Discount factor, set between 0 and 1. Determines the importance of future rewards. A factor of 0 will render the agent short-sighted by only considering current rewards, while a factor approaching 1 will cause it to strive for a greater reward over the long run.
- **epsilon** Exploration parameter, set between 0 and 1. Defines the exploration mechanism in ϵ -greedy action selection. In this strategy, the agent explores the environment by selecting an action at random with probability ϵ . Alternatively, the agent exploits its current knowledge by choosing the optimal action with probability $1 - \epsilon$. This parameter is only required for sampling new experience based on an existing policy.

⁴The exemplary grid world environment function is included in the package and can be loaded via `gridworldEnvironment`. We will detail this example later in Section 2.4.

- **iter** Number of repeated learning iterations. This must be an integer greater than 0. The default is set to 1. This parameter is passed directly to `ReinforcementLearning()`.

The learning parameters **alpha**, **gamma**, and **epsilon** must be provided in an optional **control** object passed to the `ReinforcementLearning()` function.

```
# Define control object
control <- list(alpha = 0.1, gamma = 0.1, epsilon = 0.1)

# Pass learning parameters to reinforcement learning function
model <- ReinforcementLearning(data, iter = 10, control = control)
```

Diagnostics

The result of the learning process is an object of type "rl" that contains the state-action table and an optimal policy with the best possible action in each state. The command `policy(model)` shows the optimal policy, while `print(model)` outputs the state-action table, i.e. the Q-value of each state-action pair. In addition, `summary(model)` prints further model details and summary statistics.

```
# Print policy
policy(model)

# Print state-action table
print(model)

# Print summary statistics
summary(model)
```

Illustrative example

This section demonstrates the capabilities of the **ReinforcementLearning** package with the help of a practical example.

Problem definition

Our practical example aims at teaching optimal movements to a robot in a grid-shaped maze (Sutton and Barto, 1998). Here the agent must navigate from a random starting position to a final position on a simulated 2×2 grid (see Figure 3). Each cell on the grid reflects one state, yielding a total of 4 different states. In each state, the agent can perform one out of four possible actions, i.e. to move up, down, left, or right, with the only restriction being that it must remain on the grid. In other words, the grid is surrounded by a wall, which makes it impossible for the agent to move off the grid. A wall between *s1* and *s4* hinders direct movements between these states. Finally, the reward structures is as follows: each movement leads to a negative reward of -1 in order to penalize routes that are not the shortest path. If the agent reaches the goal position, it earns a reward of 10.

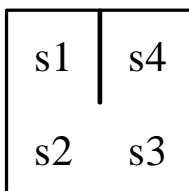


Figure 3: Simulated 2×2 grid.

Defining an environment function

We first define the sets of available states (*states*) and actions (*actions*).

```
# Define state and action sets
states <- c("s1", "s2", "s3", "s4")
actions <- c("up", "down", "left", "right")
```

We then rewrite the above problem formulation into the following environment function. As previously mentioned, this function must take a state and an action as input. The if-conditions determine the current combination of state and action. In our example, the state refers to the agent's position on the grid and the action denotes the intended movement. Based on these, the function decides upon the next state and a numeric reward. These together are returned as a list.

```
# Load built-in environment function for 2x2 gridworld
env <- gridworldEnvironment
print(env)

#> function (state, action)
#> {
#>   next_state <- state
#>   if (state == state("s1") && action == "down")
#>     next_state <- state("s2")
#>   if (state == state("s2") && action == "up")
#>     next_state <- state("s1")
#>   if (state == state("s2") && action == "right")
#>     next_state <- state("s3")
#>   if (state == state("s3") && action == "left")
#>     next_state <- state("s2")
#>   if (state == state("s3") && action == "up")
#>     next_state <- state("s4")
#>   if (next_state == state("s4") && state != state("s4")) {
#>     reward <- 10
#>   }
#>   else {
#>     reward <- -1
#>   }
#>   out <- list(NextState = next_state, Reward = reward)
#>   return(out)
#> }
#> <bytecode: 0x000000001654bcc0>
#> <environment: namespace:ReinforcementLearning>
```

Learning an optimal policy

After having specified the environment function, we can use the built-in `sampleExperience()` function to sample observation sequences from the environment. The following code snippet generates a data frame `data` containing 1000 random state-transition tuples $(s_i, a_i, r_{i+1}, s_{i+1})$.

```
# Sample N = 1000 random sequences from the environment
data <- sampleExperience(N = 1000,
                        env = env,
                        states = states,
                        actions = actions)

head(data)

#>   State Action Reward NextState
#> 1   s1  down    -1      s2
#> 2   s1  down    -1      s2
#> 3   s3  down    -1      s3
#> 4   s1  up      -1      s1
#> 5   s3  right   -1      s3
#> 6   s4  right   -1      s4
```

We can now use the observation sequence in `data` in order to learn the optimal behavior of the agent. For this purpose, we first customize the learning behavior of the agent by defining a control object. We follow the default parameter choices and set the learning rate α to 0.1, the discount factor γ to 0.5 and the exploration greediness ϵ to 0.1. Subsequently, we use the `ReinforcementLearning()` function to learn the best possible policy for the the input data.

```
# Define reinforcement learning parameters
control <- list(alpha = 0.1, gamma = 0.5, epsilon = 0.1)
```



```
# Perform reinforcement learning
model <- ReinforcementLearning(data,
  s = "State",
  a = "Action",
  r = "Reward",
  s_new = "NextState",
  control = control)
```

Evaluating policy learning

The `ReinforcementLearning()` function returns an "rl" object. We can evoke `policy(model)` in order to display the policy that defines the best possible action in each state. Alternatively, we can use `print(model)` in order to write the entire state-action table to the screen, i.e. the Q-value of each state-action pair. Evidently, the agent has learned the optimal policy that allows it to take the shortest path from an arbitrary starting position to the goal position `s4`.

```
# Print policy
policy(model)

#>      s1      s2      s3      s4
#> "down" "right"  "up"  "left"

# Print state-action function
print(model)

#> State-Action function Q
#>      right      up      down      left
#> s1 -0.7210267 -0.7275138  0.6573701 -0.7535771
#> s2  3.5286336 -0.7862925  0.6358511  0.6607884
#> s3  3.5460468  9.1030684  3.5353220  0.6484856
#> s4 -1.8697756 -1.8759779 -1.8935405 -1.8592323
#>
#> Policy
#>      s1      s2      s3      s4
#> "down" "right"  "up"  "left"
#>
#> Reward (last iteration)
#> [1] -340
```

Ultimately, we can use `summary(model)` to inspect the model further. This command outputs additional diagnostics regarding the model such as the number of states and actions. Moreover, it allows us to analyze the distribution of rewards. For instance, we see that the total reward in our sample (i.e. the sum of the rewards column `r`) is highly negative. This indicates that the random policy used to generate the state transition samples deviates from the optimal case. Hence, the next section explains how to apply and update a learned policy with new data samples.

```
# Print summary statistics
summary(model)

#>
#> Model details
#> Learning rule:      experienceReplay
#> Learning iterations: 1
#> Number of states:  4
#> Number of actions: 4
#> Total Reward:      -340
#>
#> Reward details (per iteration)
#> Min:                -340
#> Max:                -340
#> Average:            -340
#> Median:             -340
#> Standard deviation: NA
```

Applying a policy to unseen data

We now apply an existing policy to unseen data in order to evaluate the out-of-sample performance of the agent. The following example demonstrates how to sample new data points from an existing policy. The result yields a column with the best possible action for each given state.

```
# Example data
data_unseen <- data.frame(State = c("s1", "s2", "s1"),
                          stringsAsFactors = FALSE)

# Pick optimal action
data_unseen$OptimalAction <- predict(model, data_unseen$State)

data_unseen

#>   State OptimalAction
#> 1    s1             down
#> 2    s2             right
#> 3    s1             down
```

Updating an existing policy

Finally, one can update an existing policy with new observational data. This is beneficial when, for instance, additional data points become available or when one wants to plot the reward as a function of the number of training samples. For this purpose, the `ReinforcementLearning()` function can take an existing "rl" model as an additional input parameter. Moreover, it comes with an additional pre-defined action selection mode, namely ϵ -greedy, thereby following the best action with probability $1 - \epsilon$ and a random one with ϵ .

```
# Sample N = 1000 sequences from the environment
# using epsilon-greedy action selection
data_new <- sampleExperience(N = 1000,
                            env = env,
                            states = states,
                            actions = actions,
                            actionSelection = "epsilon-greedy",
                            model = model,
                            control = control)

# Update the existing policy using new training data
model_new <- ReinforcementLearning(data_new,
                                   s = "State",
                                   a = "Action",
                                   r = "Reward",
                                   s_new = "NextState",
                                   control = control,
                                   model = model)
```

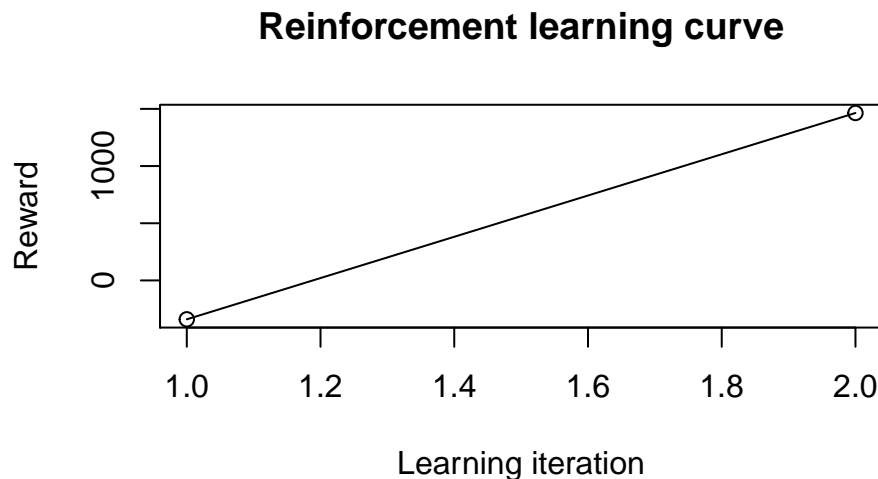
The following code snippet shows that the updated policy yields significantly higher rewards as compared to the previous policy. These changes can also be visualized in a learning curve via `plot(model_new)`.

```
# Print result
print(model_new)

#> State-Action function Q
#>      right      up      down      left
#> s1 -0.6506604 -0.6718149  0.7627013 -0.6704840
#> s2  3.5253380 -0.7694555  0.7197440  0.6965138
#> s3  3.5364934  9.0505592  3.5328707  0.7194558
#> s4 -1.8989173 -1.9085736 -1.9072245 -1.9494559
#>
#> Policy
#>      s1      s2      s3      s4
#> "down" "right" "up" "right"
```

```
#>
#> Reward (last iteration)
#> [1] 1464

# Plot reinforcement learning curve
plot(model_new)
```



Conclusion

Reinforcement learning has gained considerable traction as it mines real experiences with the help of trial-and-error learning. In this sense, it attempts to imitate the fundamental method used by humans to learn optimal behavior without the need for of an explicit model of the environment. In contrast to many other approaches from the domain of machine learning, reinforcement learning solves sequential decision-making problems of arbitrary length and can be used to learn optimal strategies in many applications such as robotics and game playing.

Implementing reinforcement learning is programmatically challenging, since it relies on continuous interactions between an agent and its environment. To remedy this, we introduce the **ReinforcementLearning** package for R, which allows an agent to learn from states, actions and rewards. The result of the learning process is a policy that defines the best possible action in each state. The package is highly flexible and incorporates a variety of learning parameters, as well as substantial performance improvements such as experience replay.

Bibliography

- R. Bellman. A markovian decision process. *Journal of Mathematics and Mechanics*, 6(5):679–684, 1957. [p1, 2]
- H. R. Beom and H. S. Cho. A sensor-based navigation for a mobile robot using fuzzy logic and reinforcement learning. *IEEE Transactions on Systems, Man, and Cybernetics*, 25(3):464–477, 1995. [p1]
- I. Chades, G. Chapron, M.-J. Cros, F. Garcia, and R. Sabbadin. *MDPtoolbox*, 2017. URL <https://cran.r-project.org/web/packages/MDPtoolbox/index.html>. R package version 4.0-3. [p1]
- R. H. Crites and A. G. Barto. Improving elevator performance using reinforcement learning. *Advances in Neural Information Processing Systems*, 8:1017–1023, 1996. [p1]
- I. Erev and A. Rapoport. Coordination, “magic,” and reinforcement learning in a market entry game. *Games and Economic Behavior*, 23(2):146–175, 1998. [p1]
- I. Erev and A. E. Roth. Predicting how people play games: Reinforcement learning in experimental games with unique, mixed strategy equilibria. *American Economic Review*, pages 848–881, 1998. [p1]
- J. Hu and M. P. Wellman. Nash q-learning for general-sum stochastic games. *Journal of Machine Learning Research*, 4:1039–1069, 2003. [p1, 3]

- L. P. Kaelbling, M. L. Littman, and A. W. Moore. Reinforcement learning: A survey. *Journal of Artificial Intelligence Research*, 4:237–285, 1996. [p3]
- S. Lange, T. Gabel, and M. Riedmiller. Batch reinforcement learning. In M. Wiering and M. van Otterlo, editors, *Reinforcement Learning*, volume 12 of *Adaptation, Learning, and Optimization*, pages 45–73. Springer, Heidelberg and New York, 2012. [p4]
- L.-J. Lin. Self-improving reactive agents based on reinforcement learning, planning and teaching. *Machine Learning*, 8(3):293–321, 1992. [p4]
- M. J. Matarić. Reinforcement learning in the multi-robot domain. In R. C. Arkin and G. A. Bekey, editors, *Robot Colonies*, pages 73–83. Springer, Boston, MA, 1997. [p1]
- V. Mnih, K. Kavukcuoglu, D. Silver, A. A. Rusu, J. Veness, M. G. Bellemare, A. Graves, M. Riedmiller, A. K. Fidjeland, G. Ostrovski, S. Petersen, C. Beattie, A. Sadik, I. Antonoglou, H. King, D. Kumaran, D. Wierstra, S. Legg, and D. Hassabis. Human-level control through deep reinforcement learning. *Nature*, 518(7540):529–533, 2015. [p1]
- Y. Nevmyvaka, Y. Feng, and M. Kearns. Reinforcement learning for optimized trade execution. In *Proceedings of the 23rd International Conference on Machine Learning, ICML '06*, pages 673–680, New York, NY, USA, 2006. ACM. [p1]
- N. Pröllochs and S. Feuerriegel. *ReinforcementLearning*, 2017. URL <https://CRAN.R-project.org/package=ReinforcementLearning>. R package version 1.0-1. [p2]
- N. Pröllochs, S. Feuerriegel, and D. Neumann. Negation scope detection in sentiment analysis: Decision support for news-driven trading. *Decision Support Systems*, 88:67–75, 2016. [p1]
- K. Scheffler and S. Young. Automatic learning of dialogue strategy using dialogue simulation and reinforcement learning. In *Proceedings of the Second International Conference on Human Language Technology Research*, pages 12–19, 2002. [p1]
- W. D. Smart and P. L. Kaelbling. Effective reinforcement learning for mobile robots. In *IEEE International Conference on Robotics and Automation (ICRA)*, pages 3404–3410, 2002. [p1]
- R. S. Sutton and A. G. Barto. *Reinforcement Learning: An Introduction*. Adaptive Computation and Machine Learning. MIT Press, Cambridge, MA, 1998. [p1, 3, 7]
- C. J. C. H. Watkins and P. Dayan. Q-learning. *Machine Learning*, 8(3-4):279–292, 1992. [p3]
- B. Zoph and Q. V. Le. Neural architecture search with reinforcement learning. *arXiv preprint arXiv:1611.01578*, 2016. [p1]

Nicolas Pröllochs
University of Oxford
Walton Well Rd, Oxford OX2 6ED, United Kingdom
nicolas.prollochs@eng.ox.ac.uk

Stefan Feuerriegel
ETH Zurich
Weinbergstr. 56/58, 8092 Zurich, Switzerland
sfeuerriegel@ethz.ch