

Temporal Cliques admit Sparse Spanners ^{*}

Arnaud Casteigts[†], Joseph G. Peters[‡], and Jason Schoeters[†]

[†] LaBRI, University of Bordeaux, France

[‡] Simon Fraser University, Vancouver, Canada

Abstract

Let $\mathcal{G} = (G, \lambda)$ be a labeled graph on n vertices with $\lambda : E_G \rightarrow \mathbb{N}$ a locally injective mapping that assigns to every edge a unique integer label. The label is seen as a discrete time when the edge is present. This graph is *temporally connected* if a path exists with increasing labels from every vertex to every other vertex. We investigate a question by Kempe, Kleinberg, and Kumar (JCSS 2002), asking whether *sparse* subsets of edges can always be found that preserve temporal connectivity if the rest is removed. We call such subsets *temporal spanners* of \mathcal{G} .

Despite the simplicity of the model, no significant progress has been made so far on this question; the only known result is that $\Omega(n)$ edges can always be removed if G is a complete graph. In this paper, we settle the question (affirmatively) for complete graphs, showing that *all* edges but a sub-quadratic amount of them (namely $O(n \log n)$) can always be removed, making the first significant progress towards the original question. This is done in several gradual steps. First, we observe that the existing argument for removing $\Theta(n)$ edges can be generalized to removing $\Theta(n^2)$ edges (namely, a sixth of the edges). Then, building on top of a gradual set of techniques, we establish that a quarter of the edges can always be removed, then half of the edges, and eventually *all* but $O(n \log n)$ edges. These results are robust in the sense that they extend, with reasonable assumptions, to general graph models where the labels may not be locally unique and every edge may have several labels. We conjecture that sparse spanners always exist in the general case (G not being complete) and we hope that some of our techniques might be used in this perspective.

Keywords: dynamic networks, temporal graphs, temporal connectivity, sparse spanners

^{*}Some illustrations in this paper rely on colors. If the paper is printed in grey scale, the “green” color will appear with a lighter tone than the “red” color.

1 Introduction

The study of highly dynamic networks has gained much interest lately motivated by emerging technological contexts (*e.g.*, vehicular networks, wireless sensors, robots and drones) where the entities move and communicate with each other. The communication links in these networks vary with time, leading to the definition of a number of (mostly equivalent) models of dynamic graphs where temporality plays a central role, *e.g.*, time-varying graphs, temporal graphs, evolving graphs, and link streams. Unlike classical studies on dynamic graphs (see, *e.g.*, [10]), the properties of interest are defined over time rather than on the graph at a given instant. For example, the graph may never be connected, and yet offer a form of connectivity over time, which is closer in spirit to the reachability of time automata. In [4], a dozen classes of dynamic networks are defined based on various temporal properties that have been effectively exploited by networking algorithms. Perhaps the most basic property is that of *temporal connectivity*, which requires that every vertex can *reach* every other vertex through a temporal path; that is, a path whose edges can be used over an increasing sequence of dates (or *journey*). This property was considered, *e.g.*, by Awerbuch and Even [2] (1984), and more systematically studied from a graph-theoretic perspective in the early 2000's in a number of seminal works among which Kempe, Kleinberg, and Kumar [7], and Bui-Xuan, Ferreira, and Jarry [3]. More recently, it has been the object of several algorithmic studies, some of which are related to the present work (*e.g.*, [12, 1]).

1.1 Sparse Temporal Spanners and Related Work

In the last section of [7], Kempe, Kleinberg, and Kumar ask

“Given a temporally connected network $G = (V, E)$ on n nodes, is there a set $E' \subseteq E$ consisting of $O(n)$ edges so that the temporal network on the subgraph (V, E') is also temporally connected? In other words, do all temporal networks have sparse subgraphs preserving this basic connectivity property?”

In this paper, we refer to subsets of edges that preserve temporal connectivity as *temporal spanners*, inspired by their analogues in standard graphs and geometry (see, for example, [9], [5], and [8]), and to the process of removing edges while preserving temporal connectivity as *simplification*. The model considered in [7] assumes that every edge in E is given a single presence time, which allows the authors to *identify* edges with their presence time in the problem statement. Then, they answer their own question negatively by showing an infinite family of hypercubes whose labels make *all* edges necessary for temporal connectivity, raising the bar to $\Omega(n \log n)$ edges in the general case.

In fact, if journeys are required to be strictly increasing and there are no restrictions on the labels, then Kempe *et al.* [7] mention that there are dense graphs with $O(n^2)$ edges that cannot be simplified. For example, if all edges of a complete graph are labeled with the same presence time, then multi-hop journeys are not possible, so none of the edges can be removed. This problem disappears if either non-decreasing journeys are allowed, or if λ is restricted in some ways (see below). Apart from this specific problem, the question of whether sparse temporal spanners can always be found is entirely open.

In a recent work, Akrida *et al.* [1] proved that, if G is a complete graph and every edge has a single, *globally unique*, presence time, then one can always remove $\lfloor n/4 \rfloor$ edges. They also explore a number of related questions in more general cases, showing for instance that deciding exactly

how many labels can be removed if G is arbitrary and edges can have multiple presence times is APX-hard.

1.2 Contributions

In this paper, we consider the problem of computing sparse temporal spanners in complete graphs where every edge has a single, *locally unique*, presence time. We motivate this version of the problem by showing that positive results in this setting extend naturally to other settings, including the case that labels may not be locally unique (*i.e.*, two incident edges may have the same label) but non-decreasing journeys are allowed, and the case that several presence times are assigned to the edges.

For complete graphs with single, locally unique presence times, we develop a sequence of techniques of increasing sophistication. We first observe that the argument in Akrida *et al.* [1] can be generalized and combined with a structural theorem by Wilson [11] to establish that $\Theta(n^2)$ edges can always be removed (essentially every edge out of 6). This technique does not exploit fine interactions among presence times and can be considered to be coarse-grained.

Then, we investigate finer-grained techniques in which the relations among presence times play a significant role. The first two techniques, which we call *pivotability* and *dismountability*, are natural approaches one may think of for building sparse spanners with $O(n)$ edges. Neither technique works for every clique, but they motivate more elaborate techniques based on related ideas. We call the first of these more elaborate techniques *fireworks*. In *forward fireworks*, one or several vertices may delegate their *emissions* to other vertices, leading to the removal of essentially a quarter of the clique edges. *Backward fireworks* play a symmetrical role for *collection* (the opposite of emissions), and similarly lead to spanners with three-quarters of the original clique edges. Combining the forward and backward fireworks techniques allows removal of half of the edges.

After application of the fireworks techniques, we apply a generalization of the dismountability technique until either a temporal spanner with $O(n)$ edges is found, or there remains a residual instance made of two sets of vertices – *emitters* and *collectors* (possibly overlapping) – and all the edges in between. We show how the deep structure of these residual instances can be exploited to remove all but $O(n \log n)$ edges.

These results provide the first (positive) answer to the question of whether sparse spanners can always be found, focusing on the particular case of complete graphs. Whether these results are optimal is open. As mentioned above, there exist spanners with $\Omega(n \log n)$ edges which cannot be further simplified, matching our upper bound. However, there are no obvious reasons to believe that this lower bound applies to the case of complete graphs, leaving the question open as to whether sparse spanners with $O(n)$ edges can always be found in complete graphs.

1.3 Organization

In Section 2, we define the model and notation, and present two straightforward techniques, the first based on Wilson’s theorem and the second based on *pivot vertices*. In Section 3 we introduce the notions of *delegation*, *dismountability*, and a generalization of dismountability. The *fireworks* techniques - *forward fireworks*, *backward fireworks*, and *bidirectional fireworks* are developed in Section 4. The simplification of residual instances that remain after application of the fireworks techniques, and our main result that every temporal clique has a temporal spanner with $O(n \log n)$ edges, are presented in Section 5. We discuss future work and conjecture that there is a temporal spanner with $O(n)$ edges for every temporal clique in Section 6. Additional examples are provided in an appendix.

2 Definitions and Basic Results

Let $G = (V, E)$ be a *complete* undirected graph and $\lambda : E \rightarrow \mathbb{N}$ a mapping that assigns a single integer label to every edge. We refer to labeled graphs $\mathcal{G} = (G, \lambda)$ as *temporal cliques*. We assume that the mapping λ is *locally exclusive*, meaning that two edges incident with the same vertex have different labels. This restriction on λ , inspired by [1], allows us to ignore the distinction between strict and non-strict journeys, *i.e.*, journeys that require increasing times versus non-decreasing times. The reader may find it convenient to think of this model as a network in which each pair of nodes interacts exactly once, and the interactions of a node with its neighbors occur at different times (*e.g.*, like phone calls).

We are interested in the question of whether temporal cliques always admit sparse temporal spanners, where *sparse* refers (in its weakest form) to retaining only $o(n^2)$ of the original edges of an n -vertex clique. An example of a temporal clique is shown in Figure 1, together with a (non-minimum) temporal spanner. We write $m = n(n - 1)/2$ for the number of edges.

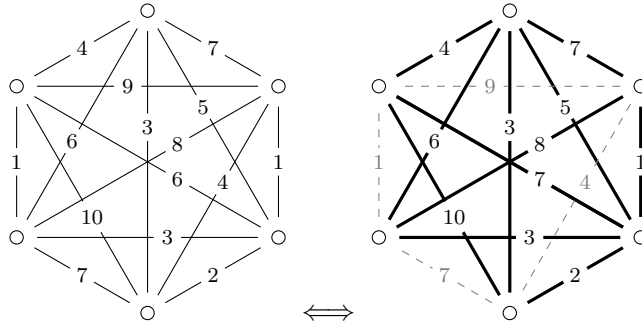


Figure 1: Example of a temporal clique, and one of its (non-minimum) temporal spanners. (*Dashed edges are the ones being removed.*)

2.1 Generalizations of the Model

The above model includes two important restrictions on the labeling function: a single label is used on every edge and the labels are locally exclusive. As already explained, the latter prevents pathological instances in the strict journey setting (*e.g.*, cliques with the same label on all edges). Interestingly, if non-strict journeys are allowed, then this restriction is unnecessary. To see this, let $\mathcal{G} = (G, \lambda)$ be a temporal clique in which λ is not locally exclusive and apply the following transformation of \mathcal{G} into an instance $\mathcal{G}' = (G', \lambda')$ with locally exclusive labels. Choose a subset of edges having identical labels (say k edges having label l), “scale up” the labels by assigning to each of the k edges a unique label chosen arbitrarily in the interval $[l, l + k]$, and shift higher labels elsewhere in the graph to accommodate the new labels. Repeat the process until the labels are locally exclusive (in fact, this process yields globally exclusive labels). If a (de facto strict) journey exists in the resulting graph \mathcal{G}' , then a (possibly non-strict) journey must exist in \mathcal{G} based on the same underlying edges. Thus a temporal spanner in \mathcal{G}' induces a temporal spanner of the same size in \mathcal{G} .

A similar transformation can be used with more general models where edges have multiple presence times. Let $\mathcal{G} = (G, \lambda)$ with $\lambda : E \rightarrow 2^{\mathbb{N}}$ a mapping that assigns to every edge an arbitrary number of labels. If non-strict journeys are allowed, then simply remove labels from edges until a single (arbitrary) label is retained for every edge e from $\lambda(e)$, and then apply the above scaling process. The result is an instance \mathcal{G}' such that a temporal spanner in \mathcal{G}' induces a temporal spanner

of same size in \mathcal{G} . If journeys are required to be strict, the situation is more difficult, because one must first decide whether λ admits a subset of locally exclusive labels (this problem being possibly NP-hard). If yes, one can find a temporal spanner in this sub-instance, which is necessarily also valid in the original instance.

Given the *positive* nature of our results, the above observations justify the consideration of a model with single and locally exclusive labels. In particular, our result that sparse temporal spanners with $O(n \log n)$ edges can always be found extends naturally to the aforementioned models.

2.2 Removing $\Theta(n^2)$ Edges

Akrida *et al.* [1] showed that $\lfloor n/4 \rfloor = O(n)$ edges can always be removed from an n -vertex temporal clique while preserving temporal connectivity. Their proof has two steps. First, they show that if $n = 4$, then it is always possible to find *one* edge to be removed. Then, as $n \rightarrow \infty$, one can arbitrarily partition the input clique into (essentially) $n/4$ subcliques of 4 vertices each and remove an edge in each subclique. All edges *between* these subcliques are kept, so that the edge removals do not impact global connectivity. This technique leaves the asymptotic density of the graph unchanged, as it removes only $O(n)$ edges.

We observe that the above argument can be improved in a significant way. The key observation is that the subcliques are not required to be *vertex-disjoint* to apply the argument, which is based only on edges. By Wilson’s Theorem [11], the number of *edge-disjoint* cliques on 4 vertices in a complete graph on n vertices is $\lfloor n^2/12 \rfloor$ (essentially a sixth of the number of edges).¹ The immediate consequence is that one can remove $\lfloor n^2/12 \rfloor = \Theta(n^2)$ edges by the same technique.

This approach does not exploit interactions among presence times outside of the subcliques. The techniques developed in later sections of this paper are radically different; they exploit subtle interactions among presence times leading to a significantly stronger final result.

2.3 Pivotability

Before developing the complex strategies in Sections 4 and 5, we explore two natural ideas for computing temporal spanners that produce sparse spanners with $O(n)$ edges for some temporal cliques. Unfortunately, there are instances for which both approaches fail, but they motivate more elaborate techniques based on related ideas. The first idea, described in this subsection, is the search for a *pivot vertex*. The second idea, *dismountability*, is developed and generalized in Section 3.

Kosaraju’s algorithm for testing strong connectivity in directed graphs relies on finding a vertex that all the other vertices can *reach* (through directed paths) and that can reach all these vertices in return. This condition is sufficient in standard graphs because paths are transitive. In the temporal setting, transitivity does not hold, but we can define a temporal analogue of this process which we call *pivotability*. A *pivot vertex* is a vertex p for which there exists a time t such that all other vertices can *reach* p by time t (through journeys) and p can *reach* all other vertices after time t . The union of the convergecast (*i.e.*, incoming) tree of journeys towards a pivot vertex p and the broadcast (*i.e.*, outgoing) tree of journeys from p is a temporal spanner with at most $2(n - 1)$ edges. Unfortunately, there are temporal cliques that do not have a pivot vertex. Both possibilities (positive and negative) are shown on Figure 2). In fact, one can find arbitrarily large graphs in which no pivot exist. (See the construction in Appendix A.)

¹Precisely, Wilson’s Theorem states that, as $c \rightarrow 1$, graphs with minimum degree at least cn have $\lfloor \binom{n}{2} / \binom{k}{2} \rfloor$ disjoint copies of K_k , for all k .

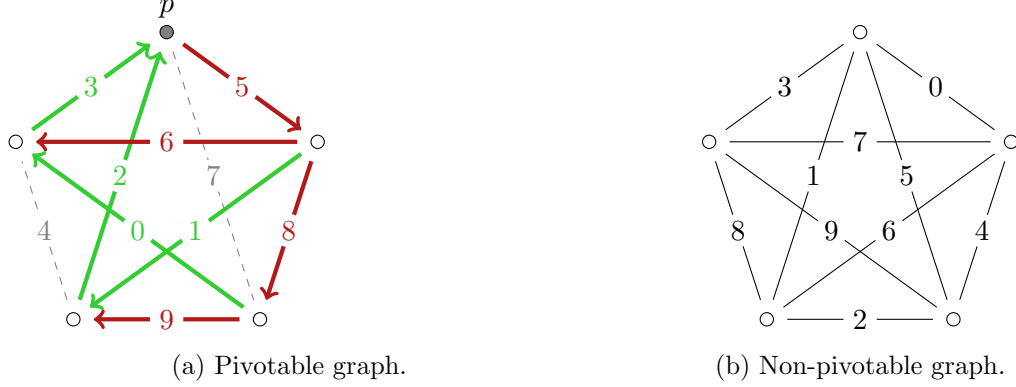


Figure 2: Examples of a pivotable graph (left) and a non-pivotable graph (right). The green edges in the pivotable graph belong to a convergecast tree to pivot vertex p (with $t = 4$); the red edges belong to a corresponding broadcast tree, the dashed edges belong to neither (thus not in the spanner).

3 Delegation and Dismountability

Given a vertex v , we write $e^-(v)$ for the edge with smallest label incident with v , and we define $e^+(v)$ analogously for the largest label.

Fact 1. *Given a temporal clique \mathcal{G} , if $\{u, v\} = e^-(v)$, then u can reach all vertices through v . Similarly, if $\{u, w\} = e^+(w)$, then all vertices can reach u through w .*

Observe that Fact 1 only applies because the underlying graph G is complete. This fact makes it possible for a vertex u to *delegate* its emissions to a vertex v , *i.e.*, exploit the fact that v can still reach all the other vertices after u interacted with it, thus none of u 's other edges are required for reaching the other vertices. By a symmetrical argument, a vertex can delegate its receptions (collections) to a vertex w which can be reached by all other vertices before it interacts with u , so u does not need its other edges to be reached by the other vertices.

This type of delegation suggests an interesting technique to obtain temporal spanners. We say that a vertex u in a temporal clique \mathcal{G} is *dismountable* if there exist two other vertices v and w such that $\{u, v\} = e^-(v)$ and $\{u, w\} = e^+(w)$. The idea of dismountability is to select $e^-(v)$ and $e^+(w)$ for inclusion in a temporal spanner for \mathcal{G} and then reduce the computation to finding a temporal spanner in the smaller clique $\mathcal{G}[V \setminus u]$. We state this more formally in the following theorem. Also see Figure 3.

Theorem 1 (Dismountability). *Let \mathcal{G} be a temporal clique, and let u, v, w be three vertices in \mathcal{G} such that $\{u, v\} = e^-(v)$ and $\{u, w\} = e^+(w)$. Let S' be a temporal spanner of $\mathcal{G}' = \mathcal{G}[V \setminus u]$, then $S = S' \cup \{\{u, v\}, \{u, w\}\}$ is a temporal spanner of \mathcal{G} .*

Proof. Let t^- be the label on $\{u, v\}$ and t^+ the label on $\{u, w\}$. Since $\{u, v\} = e^-(v)$, all edges incident with v in S' have a larger label than t^- , thus u can reach all the vertices in \mathcal{G}' through v using only $\{u, v\}$ and edges in S' . A symmetrical argument implies that all vertices in \mathcal{G}' can reach u through w using only $\{u, w\}$ and edges from S' . \square

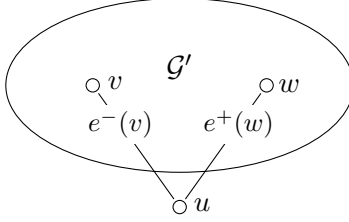


Figure 3: Dismountability principle.

We call a graph *dismountable* if it contains a dismantable vertex. It is said to be *fully dismantable* if one can find an ordering of V that allows for a recursive dismantling of the graph until the residual instance is a two-vertex graph with a single edge. It is *partially dismantable* otherwise.

Fact 2 (Spanners based on dismantability). *If a graph can be fully dismantled, then the union of all pairs of edges involved in each step of the recursion plus the remaining edge forms a temporal spanner. There are $n - 2$ steps, so this spanner has $2(n - 2) + 1 = 2n - 3$ edges.*

An example of a spanner based on full dismantability is given in Figure 4. Unfortunately, there exist arbitrarily large non-dismountable graphs, as discussed in Appendix A.

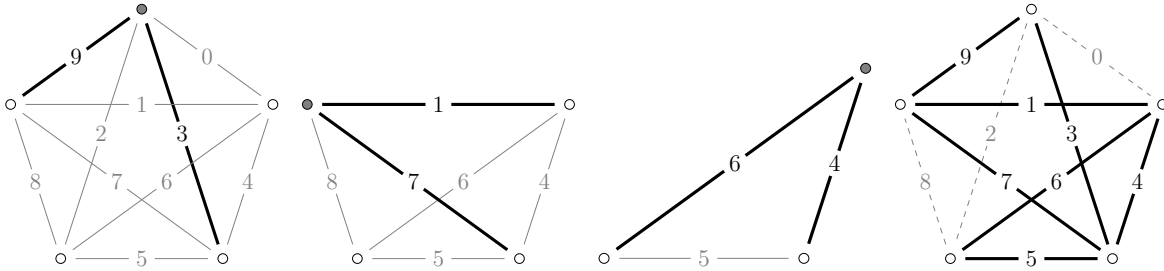


Figure 4: Example of a fully dismantable graph (and resulting spanner).

The concept of dismantability can be generalized to multi-hop journeys. The key observation is that multi-hop journeys may exist from a vertex u to another vertex v , say through vertices $u = u_0, u_1, \dots, u_k = v$ such that $\{u_{k-1}, u_k\} = e^-(v)$, despite the fact that $\{u_{i-1}, u_i\} \neq e^-(u_i)$ for some i . Indeed, it is sufficient that the *last* edge of a journey from u to v is $e^-(v)$ in order to delegate u 's emissions to v . Symmetrically, it is sufficient that the *first* edge of a journey from w to u is $e^+(w)$ in order to delegate u 's receptions to w . Now, a vertex u is called *k-hop dismantable* if one can find two other vertices v and w (possibly identical if $k > 1$) such that there are journeys of *at most* k hops (1) from u to v that arrives at v through $e^-(v)$, and (2) from w to u that leaves w through $e^+(w)$. Figure 5 illustrates the case with 2-hop dismantability. The related concepts of graph dismantability, partial dismantability, and full dismantability are generalized in the natural way.

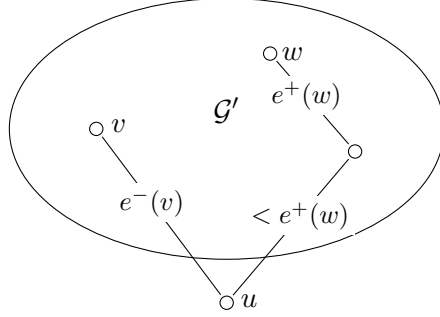


Figure 5: Principle of k -hop dismantlability (here with $k = 2$).

Temporal spanners can be obtained in a similar way to 1-hop dismantlability by selecting all of the edges (at most $2k$ in every step) involved in these journeys for inclusion in the spanner. However, only the edges adjacent to the dismantled vertex are removed in the recursion, thus some edges used in a multi-hop journey may be selected several times. We can then extend Fact 2 to k -hop dismantlability as follows.

Fact 3. *If a temporal graph \mathcal{G} is fully k -hop dismantlable, then this process yields a temporal spanner of at most $2k(n - 2) + 1 \simeq 2kn$ edges.*

Unfortunately, there exist arbitrarily large graphs which are not k -hop dismantlable for any k , as discussed in Appendix A. Nonetheless, we will use dismantlability as one of the components of the more sophisticated techniques in Sections 4 and 5.

4 The Fireworks Technique

In this section, we present a technique called *fireworks*, which exploits delegations among vertices in a more subtle way than dismantlability. In particular, we take advantage of *one-sided delegations*, in which a vertex may be able to delegate only its emissions, or only its receptions. We show that, using this technique, one can remove at least half (asymptotically) of the edges of any input clique. The fireworks technique is combined with dismantlability and other techniques in Section 5 to obtain our main result of sparse spanners with $O(n \log n)$ edges.

4.1 Forward Fireworks

The main goal of fireworks is to share delegations in a transitive way, so that the number of vertices that must reach all others explicitly is limited, and the rest of the vertices only have to reach these special vertices. Given a temporal clique $\mathcal{G} = (G, \lambda)$ with $G = (V, E)$, define a (static) directed graph $G^- = (V, E^-)$ such that $\{u, v\} = e^-(v) \Rightarrow (u, v) \in E^-$ except that if also $\{u, v\} = e^-(u)$ then only one of the arcs (u, v) and (v, u) (chosen arbitrarily) is included in E^- .

Lemma 1. *Directed paths in G^- correspond to journeys in \mathcal{G} .*

Proof (by contradiction). Let $(u_0, u_1), (u_1, u_2), \dots, (u_{k-1}, u_k)$ be a directed path in G^- and suppose that the corresponding path in \mathcal{G} is *not* a journey. Then it must be the case that the label of an edge (u_{i-1}, u_i) is greater than the label on the adjacent edge (u_i, u_{i+1}) for some i . Then $\{u_{i-1}, u_i\} \neq e^-(u_i)$ which is impossible by construction. \square

By construction, E^- induces a disjoint set of *out-trees* (one source, possibly several sinks). We transform E^- into a disjoint set $\mathcal{T}^- = (V, E_{\mathcal{T}}^-)$ of *in-trees* (one sink, possibly several sources) with the added benefit that, within each in-tree, all of the vertices will be able to delegate their emissions to the sink vertex, subsequently called an *emitter* for this reason. The transformation is as follows. Let $E_{\mathcal{T}}^-$ be initialized as a copy of E^- . For every v with outdegree at least 2 in E^- , let $(v, u_1), \dots, (v, u_\ell)$ be its out-arcs with (v, u_ℓ) being the one with the *largest* label. For every $i < \ell$, if u_i is a sink vertex, then flip the direction of (v, u_i) in $E_{\mathcal{T}}^-$ (*i.e.*, replace (v, u_i) by (u_i, v) in $E_{\mathcal{T}}^-$); otherwise remove (v, u_i) from $E_{\mathcal{T}}^-$. Let $\mathcal{T}^- = (V, E_{\mathcal{T}}^-)$ be the resulting set of in-trees $\mathcal{T}_1^-, \dots, \mathcal{T}_k^-$. This transformation is illustrated in Figure 6.

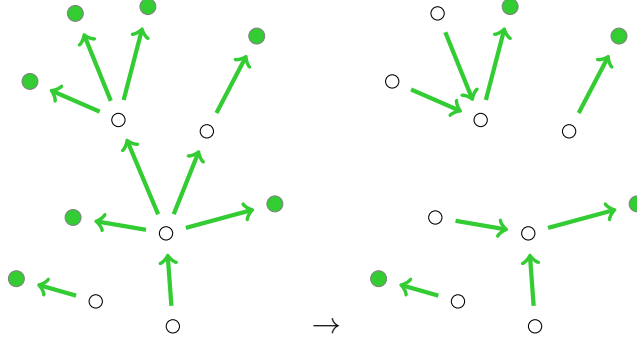


Figure 6: Illustration of the transformation from a disjoint set of out-trees (V, E^-) to a disjoint set of in-trees $(V, E_{\mathcal{T}}^-)$. The green vertices represent the sink vertices.

Fact 4. *The set of in-trees $\mathcal{T}^- = (V, E_{\mathcal{T}}^-)$ has the following properties.*

1. *Directed paths in \mathcal{T}^- correspond to journeys in \mathcal{G} .*
2. *Every vertex belongs to exactly one tree.*
3. *Every tree contains at least two vertices.*
4. *There is a unique emitter in each tree.*
5. *The unique arc incident with an emitter s corresponds to $e^-(s)$.*

Fact 4.1 follows from Lemma 1 because an arc (v, u_i) is only replaced by (u_i, v) if the label of (v, u_i) is less than the label of another arc (v, u_ℓ) , so $(u_i, v), (v, u_\ell)$ is a journey in \mathcal{G} .

Observe that some of the journeys induced by the arcs of \mathcal{T}^- may include intermediate hops where the arc's label is not locally minimum for its head endpoint. However, as already discussed in Section 3, a delegation only requires that the label of the last hop of a journey be locally minimum, and that is the case here (Fact 4.5).

The following property, which we will use in Section 5, also holds.

Lemma 2. *For every non-emitter vertex v in an in-tree $\mathcal{T}_i^- \in \mathcal{T}^-$, there exists a vertex v' in \mathcal{T}_i^- (emitter or not), such that a journey of length at most two from v to v' exists, arriving at v' through $e^-(v')$.*

Proof. Before the transformation, each arc $(u, v) \in E^-$ is such that $\{u, v\} = e^-(v)$, thus all of the journeys in E^- have the required property. Then, some arcs are flipped (replaced by oppositely directed arcs). However, if an arc (v, u) is flipped, then its head u is a sink in E^- and its tail v is

not, so no arc (w, v) will be flipped. This implies that at least one arc out of two consecutive arcs in a journey in \mathcal{T}_i^- still corresponds to the minimum edge of this arc's head. \square

An important consequence of our construction is that the number of emitters in \mathcal{T}^- cannot exceed half of the total number of vertices.

Lemma 3. *The number of emitters in \mathcal{T}^- is at most $n/2$*

Proof. After the transformation from E^- to $E_{\mathcal{T}}^-$, there is a unique emitter in each tree $\mathcal{T}_i^- \in \mathcal{T}^-$, and there are at most $n/2$ trees $\in \mathcal{T}^-$ because every tree \mathcal{T}_i^- contains at least 2 vertices. \square

We are now ready to define a temporal spanner based on \mathcal{T}^- . Let $S_{\mathcal{T}}^- = \{(u, v) : (u, v) \in \mathcal{T}^-\} \cup \{(u, v) : u \text{ or } v \text{ is an emitter}\}$.

Theorem 2. *$S_{\mathcal{T}}^-$ is a temporal spanner of the temporal clique \mathcal{G} .*

Proof. By Fact 4, every vertex v of \mathcal{G} that is a non-emitter in \mathcal{T}^- can reach an emitter s through an edge $e^-(s)$. Furthermore, the inclusion of all edges incident to a vertex s that is an emitter in \mathcal{T}^- ensures that v can still reach all other vertices afterwards and so can s . Therefore, every vertex can reach all other vertices by using only edges from $S_{\mathcal{T}}^-$. \square

We call this type of spanner a *forward fireworks cover*. An example is given in Figure 7, the corresponding journeys being depicted in green (bold).

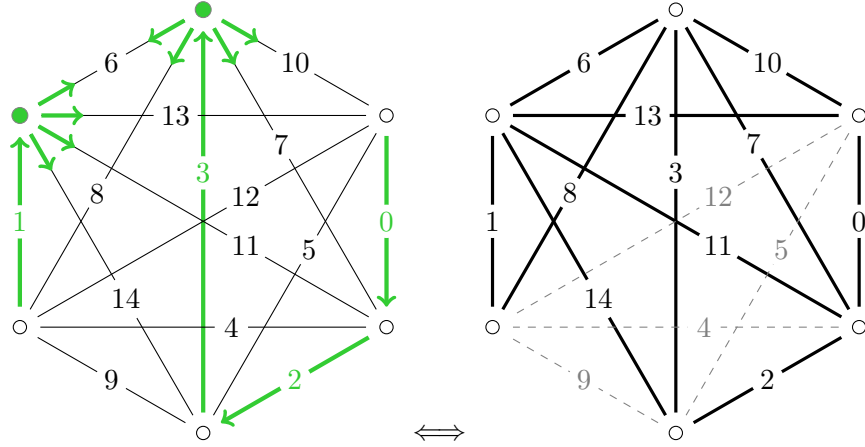


Figure 7: Example of forward fireworks cover and corresponding spanner.

Theorem 3. *Forward fireworks covers have at most $3m/4 + o(m)$ edges.*

Proof. Let $S_{\mathcal{T}}^-$ be a forward fireworks cover based on a set of in-trees \mathcal{T}^- . Each non-emitter in \mathcal{T}^- has only one out-arc which becomes one edge in $S_{\mathcal{T}}^-$, thus overall \mathcal{T}^- contributes less than n edges to $S_{\mathcal{T}}^-$. Now, every emitter has an edge to every other vertex in $S_{\mathcal{T}}^-$, and there are at most $n/2$ emitters in \mathcal{T}^- by Lemma 3. Note that the edges between emitters are selected twice but should be counted only once. Thus in the end, there are essentially $n(n/2) - n^2/8$ edges, which is $3m/4 + o(m)$ edges. \square

4.2 Backward Fireworks

A symmetrical concept of fireworks can be defined based on the edges $\{u, v\} = e^+(v)$ of a temporal clique $\mathcal{G} = (G, \lambda)$. All arguments developed in the context of forward fireworks can be adapted in a symmetrical way, so we will omit most of the details.

We build a static directed graph $G^+ = (V, E^+)$ which is a disjoint set of *in-trees*. This set is converted into a disjoint set $\mathcal{T}^+ = (V, E_T^+)$ of *out-trees* each of which contains one source which we call a *collector*. The collector s of an out-tree can reach all of the other vertices in this tree by journeys that leave s through its edge $e^+(s)$, thereby guaranteeing that every other vertex that reaches s before this date can subsequently reach all other vertices in the tree (through s). By symmetrical arguments to the ones in Subsection 4.1, we obtain the following lemmas.

Lemma 4. *For every non-collector vertex v in an out-tree $\mathcal{T}_i^+ \in \mathcal{T}^+$, there exists a vertex v' in \mathcal{T}_i^+ (collector or not), such that a journey of length at most two from v' to v exists, leaving from v' through $e^+(v')$.*

Lemma 5. *The number of collectors in \mathcal{T}^+ is at most $n/2$*

Finally, we can build a temporal spanner $S_T^+ = \{\{u, v\} : (u, v) \in \mathcal{T}^+\} \cup \{\{u, v\} : u \text{ or } v \text{ is a collector}\}$ which we call a *backward fireworks cover*, and prove the following results by symmetrical arguments to the ones in the Subsection 4.1.

Theorem 4. *S_T^+ is a temporal spanner of the temporal clique \mathcal{G} .*

Theorem 5. *Backward fireworks covers have at most $3m/4 + o(m)$ edges.*

An example of a backward fireworks cover is given in Figure 8, the corresponding journeys being depicted in red (bold).

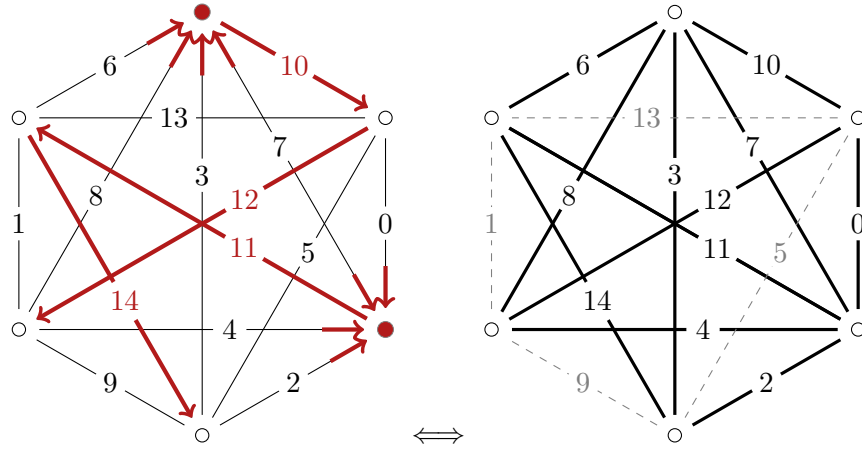


Figure 8: Example of a backward fireworks cover and corresponding spanner.

4.3 Bidirectional Fireworks

A forward fireworks cover makes it possible to identify a subset of vertices, the *emitters*, such that every vertex can reach at least one emitter u through $e^-(u)$ and u can reach every other vertex afterwards *through a single edge*. Similarly, a backward fireworks cover makes it possible to identify a subset of vertices, the *collectors*, such that every vertex can be reached by at least one collector

v through $e^+(v)$ and v can be reached by every other vertex before that *through a single edge*. Combining both ideas, we can define a sparser spanner in which we do not include *all* the edges incident to emitters and collectors, but rather only the edges *between* emitters and collectors (plus, of course, the edges used for reaching an emitter and for being reached by a collector).

Precisely, let \mathcal{T}^- be the disjoint set of in-trees obtained during the construction of a forward fireworks cover (see Figure 6), indicating how every non-emitter vertex can reach an emitter u through $e^-(u)$, and let \mathcal{T}^+ be the disjoint set of out-trees obtained during the construction of a backward fireworks cover, allowing every non-collector vertex to be reached by a collector v through $e^+(v)$. Let X^- be the set of emitters (one per in-tree in \mathcal{T}^-) and X^+ be the set of collectors (one per out-tree in \mathcal{T}^+). The two sets can overlap, as a vertex may happen to be both an emitter in some tree in \mathcal{T}^- and a collector in some tree in \mathcal{T}^+ . Let $H = (X^- \cup X^+, E_H)$ be the graph such that $E_H = \{\{u, v\} \in E : u \in X^-, v \in X^+\}$; in other words, H is the subgraph of G that connects all emitters with all collectors. Finally, let $S = \{\{u, v\} : (u, v) \in \mathcal{T}^- \cup \mathcal{T}^+\} \cup E_H$. We call S a *bidirectional fireworks cover*. An example is given in Figure 9.

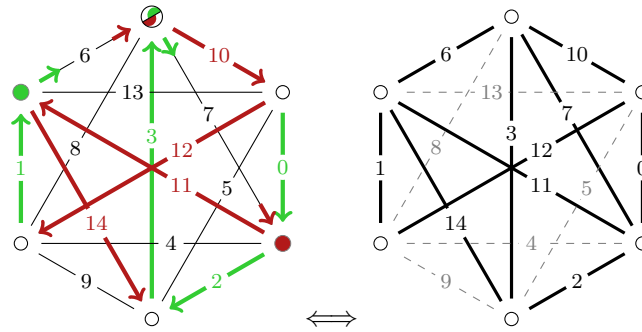


Figure 9: A bidirectional fireworks cover and corresponding spanner. The forward component and the emitters are depicted in green; the backward component and the collectors are depicted in red. The top vertex is both an emitter and a collector.

Theorem 6. S is a temporal spanner of the temporal clique \mathcal{G} .

Proof (sketch). Every non-emitter vertex can reach at least one emitter u through $e^-(u)$. Every emitter can reach *all* collectors afterwards. Every vertex can be reached by a collector v through $e^+(v)$. \square

Theorem 7. Bidirectional fireworks covers have at most $m/2 + o(m)$ edges.

Proof. The number of edges in \mathcal{T}^- and \mathcal{T}^+ is linear in n . From Lemma 3, we know that the number of emitters cannot exceed $n/2$, and the number of collectors cannot exceed $n/2$ by Lemma 5. In general, some vertices may be both emitter and collector. However, the number of edges is maximized when X^- and X^+ are disjoint, *i.e.*, H is a complete bipartite graph with $n/2$ vertices in each part and $n^2/4$ edges. Thus, the spanner contains essentially half of the edges in the worst case. \square

5 Simplifying Residual Instances

After applying the fireworks technique, one is left with a residual instance (or spanner) made of the edges of \mathcal{G} corresponding to the arcs of \mathcal{T}^- and \mathcal{T}^+ and all of the edges between emitters X^-

and collectors X^+ . To simplify the exposition in this section, we will use the notation \mathcal{T}^- and \mathcal{T}^+ to mean the corresponding edges of \mathcal{G} . From this point on, the strategy is radically different depending on whether $X^- \cup X^+ \neq V$ (Case 1) or $X^- \cup X^+ = V$ (Case 2).

Case 1 ($X^- \cup X^+ \neq V$). In this configuration, at least one vertex v is neither emitter nor collector. By Lemma 2, there exists a journey of length at most two from v that arrives at some vertex $u \neq v$ through $e^-(u)$. Similarly, by Lemma 4, there is a journey of length at most two from some vertex $w \neq v$ to v , leaving w through $e^+(w)$. As a result, v is 2-hop dismantlable (see Section 3). One can thus dismantle v , select the corresponding edges (at most four) for future inclusion in the spanner based on the strategy for Fact 3, and then apply the fireworks technique from scratch on $\mathcal{G}[V \setminus v]$. Repeating this process may succeed until a constant number of vertices and edges remain, in which case one can stop and output the spanner consisting of all of the remaining edges plus the edges selected when vertices were dismantled. (Note that this may not be the most efficient way to fully dismantle a graph, but it is tractable.) However, as we have seen, there exist *some* graphs which are not k -hop dismantlable and for which one eventually hits the second case.

Case 2 ($X^- \cup X^+ = V$). Since the size of each set is at most $n/2$ (Lemma 3 and 5), it holds that the sets are disjoint and each one has size exactly $n/2$. As a result, the graph which connects all vertices in X^- with all vertices in X^+ (called H in Section 4) is a complete bipartite graph. In fact, H possesses even more structure that we can exploit. In particular, both \mathcal{T}^- and \mathcal{T}^+ are perfect matchings (if one of the trees in either set contained more than one edge, then the number of trees, and therefore the number of emitters or collectors, would be strictly less than $n/2$). Furthermore, since every vertex must be either an emitter or a collector, every edge in these matchings must connect an emitter and a collector. The resulting structure is illustrated in Figure 10.

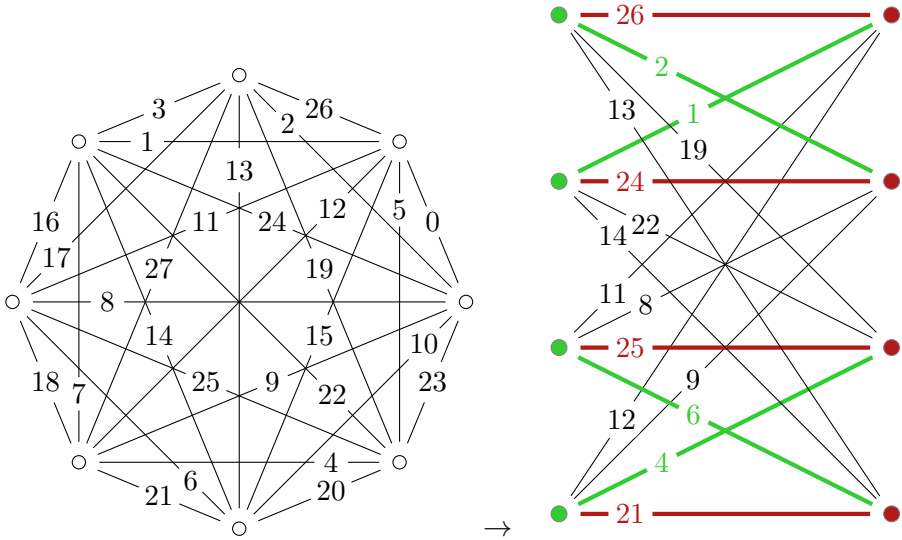


Figure 10: Example of temporal clique for which the output of the fireworks technique is Case 2. The clique is on the left, and the corresponding complete bipartite graph is on the right. The vertices on the left of the bipartite graph are the emitters, and the ones on the right are the collectors. The matchings are depicted in bold green (minimum edges) and bold red (maximum edges).

In summary, if Case 1 does not apply, then Case 2 makes the problem reducible to a highly specific problem whereby one must remove as many edges as possible from a complete bipartite

graph while retaining (1) the edges from the two perfect matchings (\mathcal{T}^- and \mathcal{T}^+), and (2) the existence of at least one journey from every emitter to every collector, in order to guarantee temporal connectivity among all the vertices (based on the same arguments as in the proof of Theorem 6).

5.1 Simplifying the Bipartite Graph

Before addressing the new problem, let us motivate an even stronger form of regularity, which one can arguably take for granted without loss of generality regarding the construction of temporal spanners. Firstly, observe that every edge in the matching corresponding to \mathcal{T}^- is locally minimum for the corresponding emitter (based on Fact 4.5), and similarly, every edge in the matching corresponding to \mathcal{T}^+ is locally maximum for the corresponding collector. We then have the following stronger property.

Lemma 6. *If the minimum edge of an emitter is not also the minimum edge of the corresponding collector (within the bipartite graph), then the input clique is 2-hop dismantlable. The same holds if the maximum edge of a collector is not also the maximum edge of the corresponding emitter (within the bipartite graph).*

Proof. Let us prove this for minimum edges (a symmetrical argument applies for maximum edges). Consider an emitter u whose minimum edge $\{u, v\} = e^-(u)$ leads to collector v such that $\{u, v\} \neq e^-(v)$ in the bipartite graph. Then an edge with smaller label exists between v and another emitter u' , which creates a 2-hop journey from u' to u . As a result, u' can delegate its emissions to u . Since u' already delegates its receptions to another collector, u' is 2-hop dismantlable in the input clique. \square

Based on Lemma 6, we can assume that the edges of the matchings are minimum (*resp.* maximum) for *both* endpoints, for if this is not the case, then one can dismantle a vertex and restart the fireworks process on the new instance. In fact, we only require half of the consequences of Lemma 6, namely the fact that the set of *maximum* edges of the *emitters* is a matching. This property allows us to address the problem as one of partial delegation among *emitters* in the bipartite graph. More precisely, let B be the bipartite graph having these properties and let B' be any spanning subgraph of B which contains, among other edges, the edges of the matchings. The following fact follows directly from Lemma 6.

Fact 5. *If an emitter can reach k other emitters in B' , then it can also reach at least k other collectors (*i.e.*, the other endpoints of the maximum edges of these emitters).*

Next, we present a technique called *layered delegation* which consists of making *partial* delegations among emitters in an iterative way. (Note the term iterative, not recursive; from now on, the vertex set of the instance is fixed and it will be simplified until the final bound is reached.) The delegations are partial in the sense that a journey used in the delegation, say from u to v , may arrive at v at a later time than v 's minimum edge, possibly missing some opportunities which are replaced with (a limited number of) additional edges.

5.1.1 Layered delegations

In this section, the complete bipartite graph $B = (X^-, X^+, E_B)$ resulting from the previous section is considered as the input. The labels of the edges in E_B are inherited from the input clique. Each emitter in this graph has degree $k = n/2$ (one edge shared with each collector). For simplicity, we describe the process assuming that k is a power of two. Order the edges incident with v

according to the increasing value of their labels and let $e^i(v)$ denote the edge with the i^{th} label (rank i), with $1 \leq i \leq k$. The k ranks are partitioned into subintervals of doubling size \mathcal{I}_j for $1 \leq j \leq \log_2 k - 1$, with $\mathcal{I}_j = [2^{j+2} - 2^3 + 1, 2^{j+3} - 2^3]$. For example, if $k = 128$, the subintervals are ranks $[1, 8]$, $[9, 24]$, $[25, 56]$, and $[57, 120]$.

The algorithm proceeds by *eliminating* half of the emitters in each step j , while selecting a number of edges S_j in the spanner to guarantee that these emitters will reach all collectors (either directly or using indirect journeys through other emitters). The set of surviving (*alive*) emitters at step j is denoted X_j^- , with $X_1^- = X^-$. The set of collectors X^+ is invariant. Computation in step j is made with respect to the subgraph $B_j = (X_j^-, X^+, E_j)$ where $E_j = \{e^i(v) \in E_B : i \in \mathcal{I}_j, v \in X_j^-\}$, *i.e.*, those edges incident with the alive emitters whose ranks locally to these emitters are in the current interval \mathcal{I}_j .

Lemma 7. *In every step j , X_j^- can be partitioned into two sets X_1 and X_2 such that $|X_1| \geq |X_2|$ and every vertex in X_1 can reach some vertex in X_2 through a 2-hop journey (within B_j).*

Proof. To start, observe that if a collector v shares an edge with (at least) d different emitters in B_j , then $d - 1$ of them can reach the other one by a two-hop journey. The proof proceeds by showing that, in each step j , the distribution of degrees over collectors forces the existence of sufficiently many such “meetings” among emitters. Here, the size of the first interval \mathcal{I}_j matters, as if one starts with intervals of size only 2 or 4 (say), then the density of edges remains insufficient for the argument to apply (and starting with 8 does not impact the overall asymptotic cost). Also observe that the doubling size of the rank intervals cancels out the halving size of X_j^- over the steps, leading to an average degree for collectors that remains constant over the steps (namely, 8).

The generic calculation relative to step j is itself based on an iterative argument that one should be careful not to mistake with the loop varying j . Thus, keeping j fixed for the rest of the proof, X_1 and X_2 are built iteratively as follows: identify the collector c with highest degree and add all the corresponding emitters to X_1 except for the one whose edge with c has largest label, which is added to X_2 ; remove (virtually) all these emitters from B_j and repeat until $|X_1| \geq |X_j^-|/2$, then add the remaining emitters in X_2 . To see why this work (and always terminates), observe that the average degree of 8 for collectors forces at least one collector to be of degree 8. In fact, by the pigeon hole principle, this property remains true as long as the number of emitters not being processed yet (*i.e.*, in $X_j^- \setminus (X_1 \cup X_2)$) is larger than $7/8 \cdot |X_j^-|$, which guarantees that X_1 has size at least $1/8 \cdot 7/8 \cdot |X_j^-|$ when the number of non processed emitters goes below that threshold. An analogue argument forces at least one collector to be of degree 7 so long as the number of non processed emitters is above $6/8 \cdot |X_j^-|$, resulting in at least $1/8 \cdot 6/7 \cdot |X_j^-|$ more emitters in X_1 when the next threshold is attained (indeed, six emitters out of the seven considered enter X_1). By iterating this argument, the size of X_1 ends up being at least a fraction of X_j^- equal to $1/8 \cdot (7/8 + 6/7 + 5/6 + 4/5 + 3/4 + 2/3 + 1/2) \simeq 0.66 \geq 0.5$. \square

The proof of Lemma 7 is illustrated on Figure 11 for the particular case of $j = 1$.

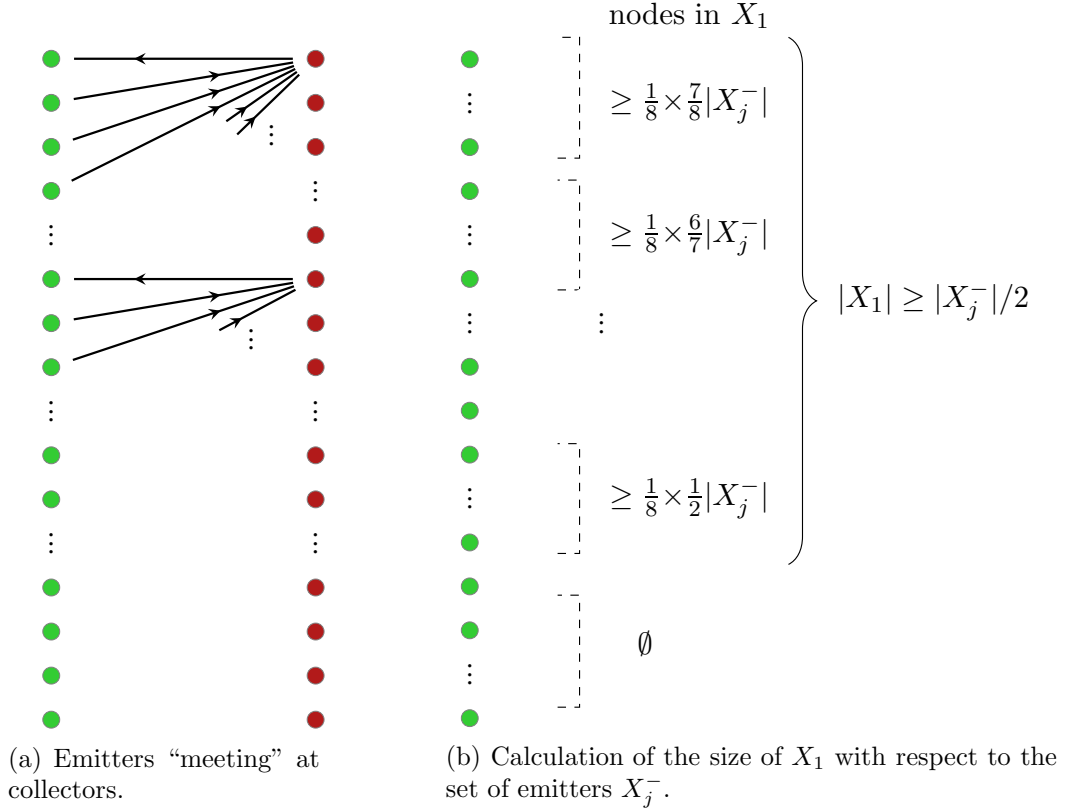


Figure 11: Illustration of the method used in the proof of Lemma 7.

Remark 1. *The computation of X_1 proceeds by greedily picking the largest degree collector; it is therefore a greedy algorithm of low complexity. For technical reasons, the process should be stopped as soon as X_1 hits $|X_j^-|/2$ because the pigeon hole principle requires that X_j not be more than halved in order to apply in the next iteration. (If need be, some emitters in X_1 can be artificially transferred to X_2 if the single last addition of emitters in X_1 exceeded the desired value.)*

How X_1 and X_2 are then used by the algorithm: When an emitter u in X_1 can reach another emitter v in X_2 , the corresponding journey arrives at v through some edge $e^i(v)$ with $i \in \mathcal{I}_j$. We say that u partially delegates its emissions to v in the sense that all collectors that v will reach after this time will *de facto* be reached from u (through v). The delegation is only *partial* because $e^i(v)$ may not be the minimum edge of v , thus some collectors may no longer be reachable after the corresponding time.

Lemma 8. *If an emitter u delegates its emissions partially to v in step j , then the number of collectors that u can no longer reach through v after the delegation journey (we call them “missed” collectors) is at most $2^{j+3} - 2^3$.*

Proof. This number is the largest value in the current interval; it corresponds to the largest rank of the edge through which the journey from u may have arrived at v . All the edges whose rank

locally to v is larger than $2^{j+1} - 2$ can still be used and thus the corresponding collectors are still reachable. (In fact, the collector corresponding to the edge with last index in \mathcal{I}_j locally to v can also be considered as reached, but this is a detail.) \square

A partial delegation (from vertex u to vertex v in step j) then implies the removal of u from the set of emitters, the selection of the two edges of the journey from u to v , and the selection of at most $2^{j+3} - 2^3$ direct edges between u and the missed collectors. This implies the following fact.

Fact 6. *In each step j , at most 2^{j+3} edges are selected relative to every eliminated emitter.*

More globally, let J_j be all the edges used in the delegation journeys from vertices in X_1 to vertices in X_2 in step j , and D_j the union of direct edges towards missed collectors. Let $S_j = J_j \cup D_j$. The algorithm thus consists of selecting all the edges in S_j for inclusion to the spanner. Then X_{j+1}^- is set to X_2 and the iteration proceeds with the next interval (step). The computation goes for j ranging from 1 to $\log_2 k - 3$, which leaves exactly *eight* final emitters alive. All the remaining edges of these emitters in B (call them S_{last}) are finally selected.

Overall, the final spanner is made of the union of all selected edges, plus the edges corresponding to the two initial matchings, *i.e.*, $S = (\cup_j S_j) \cup S_{last} \cup \mathcal{T}^- \cup \mathcal{T}^+$.

Theorem 8. *S is a temporal spanner of the input clique (in the current recursion of the fireworks technique) and it contains $O(n \log n)$ edges.*

Proof (sketch). The key observation for establishing *validity* of the spanner is that an eliminated emitter either reaches a collector directly, or it holds that the emitter to which the delegation is made can still reach this collector *afterwards*. This property applies transitively until the last two emitters, all the edges of which are selected for simplicity. Therefore, every initial emitter can reach all collectors. The rest of the arguments are the same as in the proof of Theorem 6: all vertices in the input clique can reach at least one emitter u through $e^-(u)$, and be reached by at least one collector v through $e^+(v)$.

Regarding the number of edges, in each step j half of the alive emitters (Lemma 7) require the selection of at most 2^{j+3} edges (Fact 6), which corresponds to at most $\sum_j (\frac{k}{2^{j+2}} 2^{j+3}) = \sum_j 2k = \sum_j n$ edges. The conclusion follows from the fact that j goes from 1 to $\log_2 k - 3$, which represents $\log_2 n - 4 = O(\log n)$ iterations, and each of the other components (namely, S_{last} , \mathcal{T}^- , and \mathcal{T}^+) contains only $O(n)$ edges. \square

Theorem 9. *Temporal cliques with locally exclusive labels always admit $O(n \log n)$ -sparse spanners.*

Proof. As already discussed, so long as the fireworks process outputs a graph in Case 1, one can 2-hop dismount the graph one step further, thus selecting a constant number of edges (Fact 3) and decreasing n by one. If at some point the output graph ends up in Case 2, then either it is again 2-hop dismountable by Lemma 6 or one enters the layered delegation process with additional structure. Let n_1 be the number of times the graph is 2-hop dismounted (in either scenario), and $n_2 = n - n_1$ be the remaining number of vertices when the layered delegation process begins (if applicable). Then the total number of edges in the final spanner is $O(n_1) + O(n_2 \log n_2)$ (Theorem 8), which is $O(n \log n)$. \square

6 Tightness of the result and open problems

As observed in [7], hypercubes labeled in a certain way are non simplifiable. As these graphs have $O(n \log n)$ edges, one may consider as a plausible option that our results are asymptotically tight.

However, it is reasonable to think that the highly specific structure of these graphs can be *avoided* if one starts initially with a complete graph. We conjecture that temporal spanners of $O(n)$ edges can always be found in temporal cliques.

Conjecture 1 (Weak version). *Given a temporal clique \mathcal{G} with locally exclusive labels, one can always find a temporal spanner of \mathcal{G} that retains only $O(n)$ edges.*

As of today, it is not clear what theoretical argument would sustain Conjecture 1. However, based on extensive computer search, we were not able to find a single instance out of millions of instances of different sizes which does not admit a spanner of at most $2n - 3$ edges. Significantly, these include many instances which are neither pivotable (see Section 2.3) nor k -hop dismantlable (see Section 3), whatever k . In particular, these include hundreds of thousands of temporal cliques ranging from 20 to 40 vertices and *all* temporal cliques of size $n \leq 6$ (source code available upon request, possibly from an anonymous email). In all these instances, a temporal spanner could be found that uses no more than $2n - 3$ edges and no less than $2n - 4$. In fact, a classical result in gossip theory (see *e.g.*, Facts F29 through F32 in [6]) rules out the possibility that temporally connected graphs with single labels on the edges exist with less than $2n - 4$ edges.

The above observations imply either that counter-examples to the conjecture arise only for $n \geq 7$ (and that they are very rare even then), or more interestingly, that an analogue of spanning tree exists in temporal cliques, using either $2n - 3$ or $2n - 4$ edges. However, such a structure would require different ideas as pivotability and dismantlability. Somewhat optimistically, we formulate a stronger version of the Conjecture 1.

Conjecture 2 (Strong version). *Given a temporal clique \mathcal{G} with locally exclusive labels, one can always find a temporal spanner of \mathcal{G} that retains either $2n - 3$ or $2n - 4$ edges.*

As for general graphs, hypercubes gives us a $\Omega(n \log n)$ lower bound. The more general problem asks whether *sparse* temporal spanners always exists in this case. We believe this is the case, at least in the following *weaker* sense.

Conjecture 3 (General graphs). *Given an input graph \mathcal{G} which is not necessarily a clique, but has $\Theta(n^2)$ edges, each with a single locally unique label, then one can find a temporal spanner of \mathcal{G} that uses $o(n^2)$ edges.*

While not having definite arguments in favor of Conjecture 3, we believe it to be true for reasons that pertain to the redundant contribution that individual edges could make to the transitive closure of journeys. The matter would deserves further study.

7 Concluding remarks

In this paper, we established that sparse temporal spanners can always be found in temporal cliques. Precisely, we proved constructively that one can find $O(n \log n)$ edges which suffice to preserve the temporal connectivity of an input clique with locally unique labels, whatever the labels. This result is the first significant progress since the formulation of the general problem by Kempe, Kleinberg, and Kumar in 2000 (journal version [7]). Our result was established gradually throughout the paper, building on top of several techniques of increasing sophistication (pivotability, delegation and k -hop dismantlability, forward and backward fireworks, partial delegation, and layered delegation). All of these techniques are original and some of them may be of independent interest.

In particular, one question is whether some of these techniques may apply in the more general setting where the input graph is not complete. Some of them, like delegation and dismantability rely explicitly on the fact that the graph is complete. However, one may consider refined versions of these techniques where the delegation is shared among several other vertices (*co-delegation*), with possibly a wider applicability. In fact, an open question is whether sparse spanners can always be found, at least for a weak meaning of *sparse*, *i.e.*, selecting only $o(n^2)$ edges out of $\Theta(n^2)$ when the input graph is sufficiently dense.

Another question is whether our main result is tight in the particular case of temporal cliques. An number of experiments seem to suggest that it is not tight and spanners of $O(n)$ edges might always exist. A related, more general question is whether an analogue concept of spanning tree exists for temporal cliques that somewhat forces the existence of spanner having linear density (which we know is not the case for general graphs). We think our results represent a significant step forward in the understanding of such aspects.

References

- [1] Eleni C. Akrida, Leszek Gasieniec, George B. Mertzios, and Paul G. Spirakis. The complexity of optimal design of temporally connected graphs. *Theory of Computing Systems*, 61(3):907–944, 2017.
- [2] B. Awerbuch and S. Even. Efficient and reliable broadcast is achievable in an eventually connected network. In *Proceedings of the 3rd ACM symposium on Principles of distributed computing (PODC)*, pages 278–281, Vancouver, Canada, 1984. ACM.
- [3] B. Bui-Xuan, A. Ferreira, and A. Jarry. Computing shortest, fastest, and foremost journeys in dynamic networks. *International Journal of Foundations of Computer Science*, 14(2):267–285, April 2003.
- [4] Arnaud Casteigts, Paola Flocchini, Walter Quattrociocchi, and Nicola Santoro. Time-varying graphs and dynamic networks. *International Journal of Parallel, Emergent and Distributed Systems*, 27(5):387–408, 2012.
- [5] L. Paul Chew. There is a planar graph almost as good as the complete graph. In *Proc. 2nd Annual Symp. on Computational Geometry*, pages 169–177, 1986.
- [6] H.A. Harutyunyan, A.L. Liestman, J.G. Peters, and D. Richards. Broadcasting and gossiping in communication networks. In P. Zhang J.L. Gross, J. Yellen, editor, *Handbook of Graph Theory, Second Edition*, chapter 12.2, pages 1477–1494. CRC Press, 2013.
- [7] David Kempe, Jon Kleinberg, and Amit Kumar. Connectivity and inference problems for temporal networks. *Journal of Computer and System Sciences*, 64(4):820–842, 2002.
- [8] Giri Narasimhan and Michiel Smid. *Geometric spanner networks*. Cambridge University Press, 2007.
- [9] David Peleg and Alejandro A Schäffer. Graph spanners. *Journal of graph theory*, 13(1):99–116, 1989.
- [10] Liam Roditty and Uri Zwick. On dynamic shortest paths problems. In *European Symposium on Algorithms*, pages 580–591. Springer, 2004.

- [11] Richard M. Wilson. Decompositions of complete graphs into subgraphs isomorphic to a given graph. In *Proc. 5th British Combinatorial Conf.*, 1975.
- [12] Philipp Zschoche, Till Fluschnik, Hendrik Molter, and Rolf Niedermeier. The computational complexity of finding separators in temporal graphs. *arXiv preprint arXiv:1711.00963*, 2017.

A Appendix

A.1 Non pivotable graphs

We show how to construct non pivotable graphs of arbitrary size. First we give the construction of $n = 6$, then we explain how this construction can be generalized to arbitrary n .

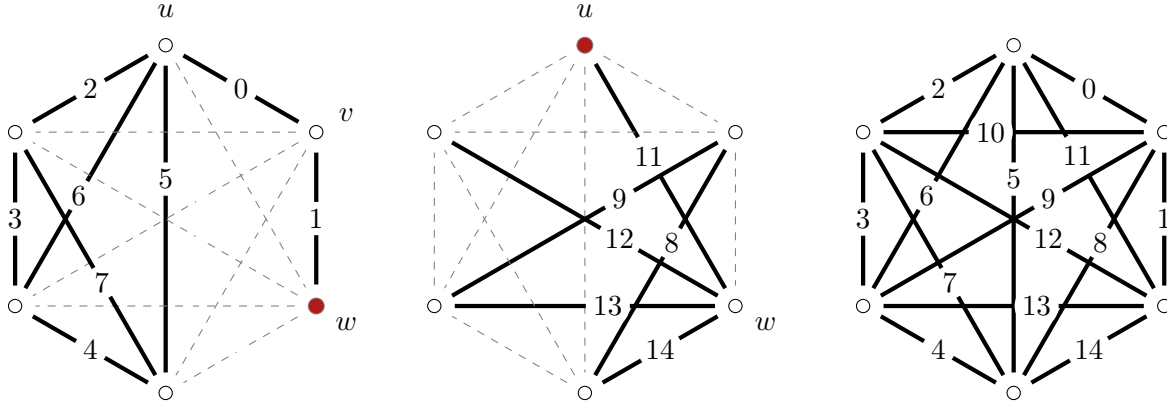


Figure 12: Example of non pivotable graph (right), seen as the union of two specific subgraphs (left and middle).

The main idea is to *isolate* some vertices, so that they can neither broadcast nor convergecast. The construction is as follows.

- isolate a vertex w from convergecasts by using the 2 smallest time edges (0 and 1 in Figure 12). Suppose $\{u, v\}$ has the smallest time edge, and $\{v, w\}$ the second smallest.
- fill in all edges of the graph obtained by excluding v and w , with the remaining smallest edge times (any order).

Whatever the pivot, the isolated vertex cannot reach it within the first graph, or it can but the corresponding time is too small for any convergecast to have completed.

- Let E' be the set of all remaining untimed edges.
- vertex u has only one edge $\in E'$, namely $\{u, w\}$.
- isolate u by giving the largest time edges to the $n - 2$ edges of $w \in E'$, with $\{u, w\}$ receiving the smallest of these largest times (11 in the middle graph), effectively isolating u from any broadcast through these edges.
- fill in all edges $\in E'$ with the remaining times (any order).

Now, whatever the pivot, it is impossible to create a broadcast from it, since either the isolated vertex cannot be reached, or it can but the edge time is the $n - 2$ 'th largest edge time, which is now too late for a broadcast.

A.2 Non dismantlable graphs

We explain how to construct non k -hop dismantlable graphs (hereafter simply called non dismantlable) whatever k , for all values of n such that $n \bmod 4 = 0$. We start with $n = 4$, then show how to combine the same gadget within larger graphs. The 4-vertices graph in Figure 13 is non dismantlable.

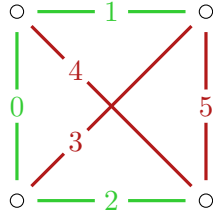


Figure 13: Undismantlable \mathcal{K}_4 example. The structure behind the undismantlability of this \mathcal{K}_4 serves as a building block for the infinite family of undismantlable temporal cliques.

Keeping this "local" structure of vertex disjoint maximum and minimum time edge (0 and 5 in Figure 13), as well as using the $\frac{3}{4}n$ minimum (0-2 in Figure 13) and $\frac{3}{4}n$ maximum edges (3-5 in Figure 13) in this specific construction, serves as a building block for building the following infinite family of undismantlable temporal cliques. Take any number of such cliques on 4 vertices and assign labels according to these constraints on the cliques (see Figure 14). Edges that connect all vertices between these cliques can have any label $\frac{3}{4}n \leq t < m - \frac{3}{4}n$.

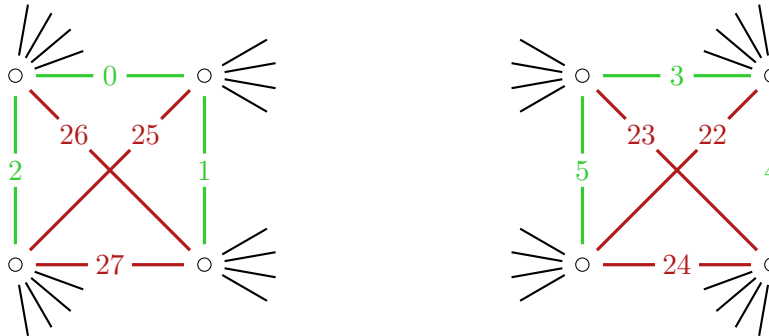


Figure 14: Example of an undismantlable temporal clique \mathcal{K}_8 . The $\frac{3}{4}n$ smallest and largest edge times (green and red respectively) are all distributed as shown in vertex-disjoint \mathcal{K}_4 's.

These constructed cliques are sure to be undismantlable as endpoint vertices of \mathcal{K}_4 -local minimum edges (0 and 3 in Figure 14) cannot be reached from a maximum edge from some vertex through a journey. Similarly endpoint vertices of \mathcal{K}_4 -local maximum edges (27 and 24 in Figure 14) cannot reach a minimum edge from some vertex through a journey.

Remark 2. *The given construction for non dismantlable graphs makes it possible to find pivot vertices. Through experimentations, we found instances which are neither pivotable nor dismantlable, and their number increased as n increased, which suggests an infinitely family of such graphs.*