

Single Snapshot Super-Resolution DOA Estimation for Arbitrary Array Geometries

Anupama Govinda Raj, *Student Member, IEEE*, and James H. McClellan, *Life Fellow, IEEE*

Abstract—We address the problem of search-free direction of arrival (DOA) estimation for sensor arrays of arbitrary geometry under the challenging conditions of a single snapshot and coherent sources. We extend a method of search-free super-resolution beamforming, originally applicable only for uniform linear arrays, to arrays of arbitrary geometry. The infinite dimensional primal atomic norm minimization problem in continuous angle domain is converted to a dual problem. By exploiting periodicity, the dual function is then approximated with a trigonometric polynomial using a truncated Fourier series, which is estimated via the discrete Fourier transform (DFT). A linear rule of thumb is derived for selecting the minimum number of DFT points required for accurate polynomial approximation, based on the distance of the farthest sensor from a reference point. The dual problem is then expressed as a semidefinite program and solved efficiently. Finally, the search-free DOA estimates are obtained through polynomial rooting, and source amplitudes are recovered through least squares. Simulations using circular and random planar arrays show perfect DOA estimation in noise-free cases.

Index Terms—Super-resolution, arbitrary geometry array, sparse DOA estimation, off-grid problem, atomic norm, compressive beamforming, coherent sources, limited snapshots.

I. INTRODUCTION

Estimating the direction of arrival (DOA) of sources using an array of sensors is an important problem having numerous practical applications [1]–[5]. DOA estimation can be especially challenging when sources are coherent and snapshots are limited as happens with multipath propagation, fast moving sources, etc. Under these conditions, high resolution adaptive DOA estimation approaches such as MVDR [6] and MUSIC [7] fail due to self signal cancellation and inaccurate estimation of the spatial covariance matrix.

With the advent of compressed sensing (CS) [8], [9], sparsity based approaches have been applied to the DOA estimation problem [10], [11] which can tackle coherent sources and single snapshots. However, CS approaches suffer from the *off-grid* problem [12] when the actual sources do not fall on the discrete grid of angles used to form the basis. To improve performance, greedy algorithms with a highly coherent dictionary (finer search grids) are used in [13], [14], but they are computationally demanding. The off-grid DOA approaches [15]–[17] applicable for arbitrary arrays use a Taylor series approximation of array steering vectors on fixed grids, or iterative methods with dynamic grids to tackle the grid mismatch. However, their performance depends on the accuracy of approximation. Recent *super-resolution* methods

based on convex optimization [18]–[21], in which the basis is formed in the continuous angle domain, i.e., no grid, eliminate the off-grid problem and provide highly accurate solutions, but they are not applicable to arbitrary array geometries.

In this paper, we develop a search-free DOA estimation method for arrays of arbitrary geometry under the challenging conditions of coherent sources and a single snapshot. This extends super-resolution DOA estimation to arrays of arbitrary geometry. First, we express the DOA estimation problem for arbitrary geometry as an *atomic norm* [22] minimization problem in the continuous angle domain, which is then solved as a dual maximization problem. By exploiting the periodicity and band-limited nature of the dual function, we can approximate it with a *finite trigonometric polynomial* using Fourier series (FS). The proposed approach is motivated by [23], in which root-MUSIC is extended to arbitrary arrays using a Fourier series based approximation. Our approach is also related to the manifold separation technique for root-MUSIC in [24]–[26], when the DFT is used to compute the manifold approximation matrix for arbitrary arrays. The modified dual problem can then be expressed as a *finite* semidefinite program (SDP), and solved efficiently. Finally, the search-free DOA estimates are obtained through polynomial rooting of a nonnegative polynomial formed from the dual polynomial.

II. DATA MODEL

an arbitrary geometry array of M sensors, which receives signals from L narrowband far-field sources with complex amplitude s_l and azimuth DOA θ_l , $l = 1, \dots, L$. We define the function $x(\theta)$ in the continuous angle domain $\theta \in (-\pi, \pi]$ with impulses for the L sparse sources [21] as

$$x(\theta) = \sum_{l=1}^L s_l \delta(\theta - \theta_l). \quad (1)$$

We express the observed array snapshot vector $\mathbf{y} \in \mathbb{C}^M$ as

$$\mathbf{y} = \mathbf{S} \mathbf{x}, \quad \text{where } y_m = \int_{-\pi}^{\pi} a_m(\theta) x(\theta) d\theta, \quad m = 1, \dots, M. \quad (2)$$

The linear measurement operator \mathbf{S} represents the array manifold surface over θ , whose m -th component $a_m(\theta)$ is the response of the m -th sensor for a source at direction θ .

$$a_m(\theta) = e^{-j2\pi f \tau_m(\theta)}, \quad (3)$$

where $\tau_m(\theta)$ is the propagation delay with respect to a reference.¹ For narrowband sources of frequency f and propa-

Authors are with the School of Electrical and Computer Engineering, Georgia Institute of Technology, Atlanta, GA, 30332 USA (e-mail: agr6@gatech.edu; jim.mcclellan@ece.gatech.edu).

¹We prefer to study $a_m(\theta)$ as a function of θ . On the other hand, at a specific angle θ_1 , $[a_m(\theta_1)] \in \mathbb{C}^M$ is the steering vector for direction θ_1 .

gation speed v , the wavelength is $\lambda = v/f$. Using $\tau_m(\theta) = \langle \mathbf{p}_m, \mathbf{u}_\theta \rangle / v$, we simplify the exponent in (3) as

$$2\pi f \tau_m(\theta) = 2\pi(|\mathbf{p}_m|/\lambda) \cos(\theta - \angle \mathbf{p}_m), \quad (4)$$

where \mathbf{p}_m is the position vector of the m -th sensor with respect to a reference, and \mathbf{u}_θ is a unit vector in source direction θ .

III. SUPER-RESOLUTION DOA FOR ARBITRARY ARRAYS

A brief review of the primal DOA estimation problem and its dual is given here, before introducing the Fourier series approximation of the dual function. Assuming the sources are sparse in angle, $x(\theta)$ in (1) could be recovered [21] via

$$\min_x \|x\|_{\mathcal{A}}, \quad \text{s.t.} \quad \mathbf{y} = \mathbf{S}x, \quad (5)$$

where $\|\cdot\|_{\mathcal{A}}$ denotes the atomic norm [22] which is a continuous analogue of the l_1 norm, i.e., $\|x\|_{\mathcal{A}} = \sum_{l=1}^L |s_l|$. Here \mathbf{S} does not represent Fourier measurements, unlike [18]–[21].

The primal problem (5) is infinite dimensional and difficult to solve, so we work with the dual problem. Using the Lagrangian and the property that the *dual function* defined by $\mathcal{S}(\theta)^H \mathbf{c}$ has unit magnitude in the direction of actual sources, irrespective of geometry, the primal problem can be converted to the following dual maximization problem with dual variable \mathbf{c} (see details in [18], [19], [21]),

$$\max_{\mathbf{c} \in \mathbb{C}^M} \Re\{\mathbf{c}^H \mathbf{y}\}, \quad \text{s.t.} \quad \|\mathcal{S}(\theta)^H \mathbf{c}\|_{\infty} \leq 1. \quad (6)$$

For a uniform linear array (ULA), the dual function $\mathcal{S}(\theta)^H \mathbf{c}$ is, in fact, an M -th degree polynomial in $e^{j\theta}$, and (6) is then solved using an SDP [19]–[21]. The polynomial structure arises from the fact that sensor delays in (3, 4) for a ULA are integer multiples of a constant. In general, $\mathcal{S}(\theta)^H \mathbf{c}$ cannot be directly expressed as a polynomial, but we overcome this difficulty with a Fourier domain (FD) approximation to the dual function that provides a polynomial form for the SDP, for arbitrary arrays.

A. Fourier Domain Approximation of the Dual Function

The function $b(\theta) = \mathcal{S}(\theta)^H \mathbf{c}$ is a linear combination of smooth (band-limited) periodic functions, $a_m^*(\theta)$, so it is also periodic in θ with period 2π . Thus, $b(\theta)$ has a Fourier series (FS) which can be truncated if its Fourier coefficients $B_k \approx 0$ for $|k| > N$. In fact, each $a_m^*(\theta)$, being periodic, has a FS with coefficients $\alpha_m[k]$, from which we construct the Fourier coefficients B_k via $B_k = \sum_m \alpha_m[k] c_m$. Thus, we have

$$b(\theta) = \mathcal{S}(\theta)^H \mathbf{c} = \sum_{k=-N}^N \sum_{m=1}^M (\alpha_m[k] c_m) e^{jk\theta}, \quad (7)$$

which is a *finite degree* polynomial in $z = e^{j\theta}$. As a result, we can determine N for FS truncation by examining the FS coefficients at each sensor, $\alpha_m[k]$, which depend solely on the array geometry and not on the measured signals.

The Fourier coefficients $\alpha_m[k]$ can be estimated from samples of $a_m^*(\theta)$ using the DFT, assuming a sufficiently large number of DFT points ($P = 2N + 1$) for dense sampling in θ [23], [27].

$$\hat{\alpha}_m[k] \simeq (1/P) \sum_{l=-N}^N a_m^*(l\Delta\theta) e^{-j(2\pi/P)lk}, \quad (8)$$

where $\Delta\theta = 2\pi/P$, and $k = -N, \dots, 0, 1, \dots, N$. Note that circular indexing of the DFT is exploited in (8).

In order to determine the value of P needed for various array geometries, we conduct a numerical study of the FS based on the continuous function $a_m^*(\theta)$ defined in (3, 4). By using a very long DFT, the FS coefficients of $a_m^*(\theta)$ can be approximated numerically to get $\hat{\alpha}[k]$. From the exponent of $a_m^*(\theta)$ in (4), it is true that the magnitude $|\hat{\alpha}[k]|$ depends only on $|\mathbf{p}|/\lambda$, because $(\theta - \angle \mathbf{p})$ is a shift in the argument of $a_m(\theta)$ which changes only the phase of its FS coefficients. Thus, we use a long DFT to obtain FS coefficients for many different values of $|\mathbf{p}|/\lambda$, and display the magnitude $|\hat{\alpha}[k]|^2$ as an image in Fig. 1a, which confirms that $\hat{\alpha}[k]$ is bandlimited. A vertical

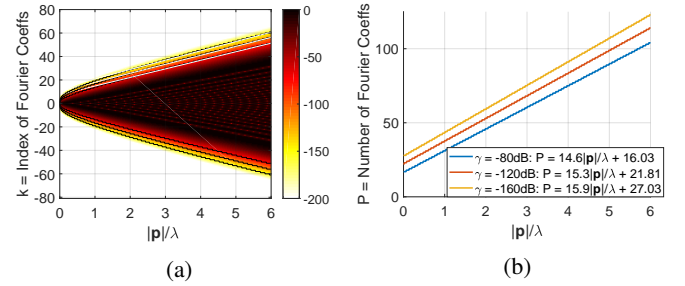


Fig. 1: (a) Squared magnitude (dB) of FS coefficients as a function of k , the DFT index and $|\mathbf{p}|/\lambda$, the normalized distance of sensor from origin, (b) minimum P for good DFT approximation vs. $|\mathbf{p}|/\lambda$, based on different FS magnitude cutoff levels γ .

cut through the image is the squared FS magnitude for one value of $|\mathbf{p}|/\lambda$, the normalized distance of the sensor from the origin. Along the horizontal axis $|\mathbf{p}|/\lambda$ is increasing, and the bandwidth of the FS grows. Thus the distance of the farthest sensor from origin in an array controls the minimum P needed to get an accurate DFT approximation. The index N where $|\hat{\alpha}[k]| \approx 0$ for $|k| > N$ depends on choosing a threshold γ for the squared magnitude of the FS. Figure 1b shows three possibilities at -80 , -120 , or -160 dB below the maximum. For all cases, a linear approximation derived for $|\mathbf{p}|/\lambda \geq 2$ gives an excellent estimate for $P = 2N + 1$. This minimum value of P is important for reducing the computational complexity of the SDP. For example, at $\gamma = -160$ dB the disregarded FS coefficients are all below $10^{-8} \max |\hat{\alpha}[k]|$, and the linear estimate is $P = 15.9|\mathbf{p}|/\lambda + 27.03$.

After the DFT approximation in (8), the dual function $b(\theta)$ can be related to a *dual polynomial* $\hat{b}(z)$ as

$$b(\theta) \simeq \sum_{k=-N}^N \hat{B}_k e^{jk\theta} = \sum_{k=-N}^N \hat{B}_k z^k \triangleq \hat{b}(z) \Big|_{z=e^{j\theta}} \quad (9)$$

Combining (7) and (9), we recognize that the coefficients \hat{B}_k can be written in matrix-vector form with $\mathbf{h} \in \mathbb{C}^P$ being

$$\mathbf{h} = [\hat{B}_{-N} \ \hat{B}_{-(N-1)} \ \dots \ \hat{B}_N]^T = \mathbf{G}^H \mathbf{c}, \quad (10)$$

where $\mathbf{G}^H = [\hat{\alpha}_m[k]]_{P \times M}$ is a matrix whose m -th column contains the FS coefficients of $a_m^*(\theta)$, and \mathbf{c} is the dual vector.

B. Semidefinite Programming

Using the uniform boundedness of the function $\mathcal{S}(\theta)^H \mathbf{c}$ in (6), and hence that of its FD approximation given by the dual polynomial $\hat{b}(z)$, we convert the infinite number of constraints in the dual problem (6) into finite-dimensional matrix constraints as in [21], and obtain the following SDP,

$$\min_{\mathbf{c}, \mathbf{H}} \Re\{\mathbf{c}^H \mathbf{y}\}, \quad \text{s.t.} \quad \begin{bmatrix} \mathbf{H}_{P \times P} & \mathbf{G}_{P \times M}^H \mathbf{c}_{M \times 1} \\ \mathbf{c}^H \mathbf{G} & \mathbf{1} \end{bmatrix} \succeq 0, \quad (11)$$

$$\sum_{i=1}^{P-j} \mathbf{H}_{i,i+j} = \begin{cases} 1, & j = 0 \\ 0 & j = 1, \dots, P-1, \end{cases}$$

where $\Re\{\cdot\}$ denotes the real part. The matrix $\mathbf{H}_{P \times P}$ is a positive semidefinite matrix satisfying the constraints in (11). The finite SDP in (11) has $(P+1)^2/2$ optimization variables, and can be efficiently solved in polynomial time using interior-point methods [28]. The dual polynomial $\hat{b}(z)$ is the desired output after the SDP, so its coefficient vector is constructed from the optimal \mathbf{c}_* via $\mathbf{h}_* = \mathbf{G}^H \mathbf{c}_*$.

C. DOA Estimation via Polynomial Rooting

For sufficiently large P , the approximation of the dual function $\mathcal{S}(\theta)^H \mathbf{c}_*$ by the dual polynomial $\hat{b}(e^{j\theta})$ is highly accurate. From the constraint (6), we have $|\mathcal{S}(\theta)^H \mathbf{c}_*| = 1$ for the true DOAs $\theta \in [\theta_1, \dots, \theta_L]$, and $|\mathcal{S}(\theta)^H \mathbf{c}_*| < 1$ for other angles. In other words, the magnitude of $\hat{b}(e^{j\theta})$ is equal to one only for true DOAs, and less than one elsewhere. Using this property, the DOAs are estimated by locating the angles θ where the magnitude of the dual polynomial is one [19], [21]. To accomplish this, we form a nonnegative polynomial

$$p(z) = 1 - |\hat{b}(z)|^2 \quad (11)$$

from the dual polynomial coefficients \mathbf{h}_* . The coefficients of $|\hat{b}(z)|^2$ are the autocorrelation coefficients of \mathbf{h}_* , i.e., $r_k = \sum_j h_j h_{j-k}^*$. Finally, the angles of the zeros of $p(z)$ on the unit circle are the DOAs of the sources.

Once we estimate the DOAs, the amplitudes of the sources are recovered by the method of least squares [19],

$$\hat{\mathbf{s}} = \mathbf{A}(\hat{\boldsymbol{\theta}})^\dagger \mathbf{y} \quad (12)$$

where † denotes the pseudo-inverse. The columns of the matrix $\mathbf{A}(\hat{\boldsymbol{\theta}})$ are the steering vectors for the estimated DOAs $\hat{\boldsymbol{\theta}}$.

Algorithm 1 lists the steps involved in the proposed method.

IV. SIMULATIONS

Results using Algorithm 1 for the Uniform Circular Array (UCA) and Random Planar Array geometries are presented in Sections IV-A and IV-B. Performance is compared with the conventional delay-sum beamformer (CBF). Section IV-C presents two probability of success studies for various parameter values. All simulations consider a single snapshot and multiple coherent sources [29], which are complex sinusoids of the same frequency with constant phase difference. We implemented the SDP (11) using CVX [30]. For DOA estimates, we use only the roots of $p(z)$ that lie within a distance of 0.02 from the unit circle; the root angles are the DOAs.

Algorithm 1: Super-resolution DOA for arbitrary array

Input: Array snapshot vector $\mathbf{y} \in \mathbb{C}^M$, wavelength λ , number of Fourier coefficients P

1. For the geometry, compute $\mathbf{G}^H = [\hat{\mathbf{a}}_m[k]]_{P \times M}$ via (8).
2. Using \mathbf{G}^H and \mathbf{y} as inputs, solve the SDP in (11) to find optimal \mathbf{c}_* .
3. Compute the optimal dual polynomial coefficients-vector \mathbf{h}_* , using $\mathbf{h}_* = \mathbf{G}^H \mathbf{c}_*$.
4. Estimate DOAs $\hat{\boldsymbol{\theta}}$ by finding the roots on the unit-circle of the nonnegative polynomial $p(z)$ in (11).
5. Recover source amplitudes $\hat{\mathbf{s}}$ using (12).

A. Simulations for Uniform Circular Array (UCA)

Two examples using a 40-element UCA are presented here. The array radius is $r = 2\lambda$, and the uniform sensor separation is $d = (\pi/10)\lambda$. With the reference point at the center of the array, $|\mathbf{p}_m| = r$ for all sensors.

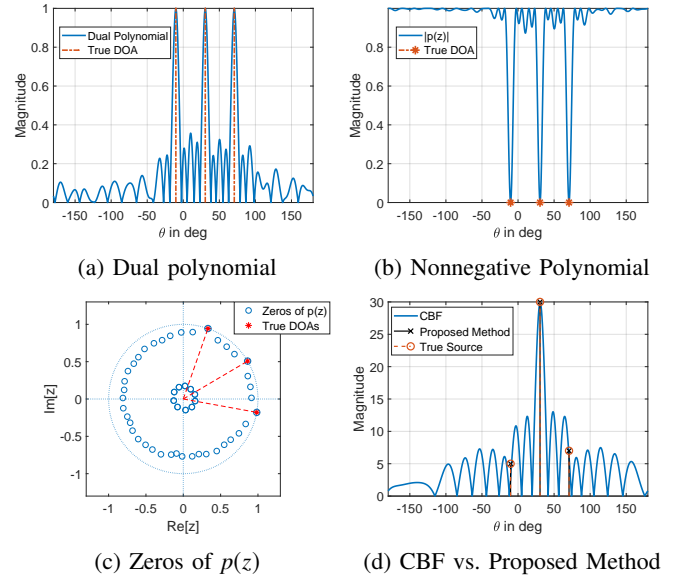


Fig. 2: Result for UCA with $M = 40$, $P = 61$. Three sources at -10.3° , 30.5° , 70.7° have magnitudes of 5, 30, 7. In (c) only the zeros inside and on the unit circle are shown; the rest are at conjugate reciprocal locations ($1/z^*$).

In the first example, we consider a case with three sources having different magnitudes. The dual polynomial $\hat{b}(e^{j\theta})$, and the nonnegative polynomial $p(e^{j\theta})$ are shown in Fig. 2a,b. The DOAs are perfectly estimated using angles of the unit-circle zeros of $p(z)$ as shown in Fig. 2c. Polynomial rooting eliminates searching over a fine grid of all angles. The source amplitude estimates are also perfect. As seen in Fig. 2d, the CBF is unable to estimate two of the three sources, due to the smaller magnitudes of those sources. The perfect DOA estimates of the proposed method validate its ability to estimate DOAs accurately for an arbitrary array geometry.

In Fig. 3 we study the source resolution performance of the proposed approach considering two equal magnitude sources

separated by 10° . As seen in Fig. 3b, the CBF is not able to resolve the two closely located sources, whereas estimates from the unit-circle zeros in Fig. 3a are perfect. This reinforces the fact that the proposed approach offers higher resolution than existing methods for single snapshot DOA estimation and justifies the term “super-resolution.”

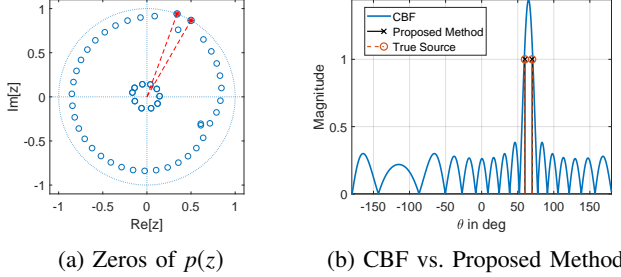


Fig. 3: Result for UCA with $M = 40$, $P = 61$. Two equal magnitude sources with DOAs of 60° and 70° .

B. Simulation for Random Planar Array (RPA)

In Fig. 4a, we consider a random planar array with 30 sensors. The minimum sensor spacing is $d = \lambda/4$, and the distance of the farthest sensor from the origin is 2λ . The CBF is unable to resolve two of the sources and the amplitudes are inaccurate, whereas the proposed method perfectly estimates all the sources. This example verifies that the proposed method is applicable to any arbitrary geometry.

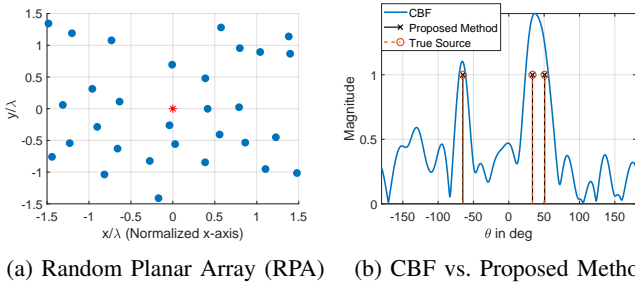


Fig. 4: Result for RPA with $M = 30$, $P = 61$, and three equal magnitude sources with DOAs at -65.1° , 37.5° , and 50.7° .

C. Performance Evaluation using Success Probability

We now study the DOA estimation performance of the overall approach by measuring “success” in terms of exact recovery for various values of P and UCA apertures (radii). Figure 5a shows the probability of successfully recovering the DOAs of 10 sources with equal complex amplitudes, using a 40-sensor UCA. The source DOAs are generated from a uniform distribution in $(-\pi, \pi]$, such that the minimum wraparound² source separation Δ_{\min} is 10° . Fifty random trials are run for each P and r/λ . Success is declared when DOAs of all the sources are estimated within 0.001° error, otherwise, a trial is labeled as failure. The probability of success is shown as a gray-scale image in Fig. 5a. We also show an overlay plot of the predicted P for $\gamma = -160$ dB from Fig. 1b, which

validates the accuracy of the prediction and provides additional evidence that the minimum P is linearly related to r .

Figure 5b studies the success rate versus the number of sources L and Δ_{\min} for a 40-sensor UCA with a fixed radius of $r/\lambda = 1.59$ ($d = \lambda/4$), using the same success criterion, and 10 trials. P is set equal to 53 for $r/\lambda = 1.59$, based on $\gamma = -160$ dB in Fig. 1b. In Fig. 5b, as L increases, a larger Δ_{\min} is required for success. However, for $\Delta_{\min} > 10^\circ$ and $L < M/2$, we have exact DOA recovery of all sources. This study confirms the existence of a minimum source separation condition [19] and shows the limit on the maximum number of sources [31] for exact recovery.

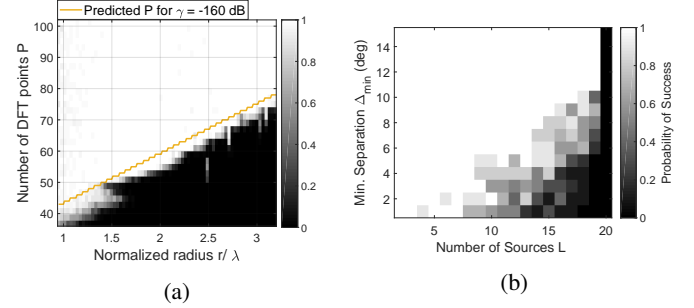


Fig. 5: Success probability of $M = 40$ UCA (a) versus r/λ and P , (b) versus minimum source separation Δ_{\min} and L .

V. DISCUSSION

We have described a super-resolution DOA estimation and beamforming method for arbitrary geometry arrays, which is applicable for single snapshots and correlated or uncorrelated sources. DOA estimates are obtained from unit circle zeros of a nonnegative polynomial formed from a dual polynomial. The key property exploited is periodicity of the array manifold vs. angle θ , which leads to a finite Fourier series approximation and a finite degree dual polynomial, $\mathcal{S}(\theta)^H \mathbf{c}$. We state a concise rule of thumb for the number of FS coefficients required and show that this number depends primarily on the distance to the sensor farthest from a reference. Thus it would be important to choose the reference point at (or near) the center of an array.

We have treated only the noise-free case here, but the same approach applies when the model in (2) includes an additive noise vector. The dual problem has the same constraint as in (9), so the FS approximation is identical, depending only on the distance from a reference. Simulations with a modified SDP using the approach of [20] for noisy observations and multiple snapshots will be reported in a longer paper.

We only compared the proposed method with the CBF, because existing high resolution adaptive DOA approaches such as MUSIC and MVDR fail in single snapshot and coherent signal conditions, though they are applicable for arbitrary arrays. Furthermore, the sparsity based gridless super-resolution approaches are applicable only for uniform linear arrays. Simulation results prove the applicability of the proposed method for high resolution search-free DOA estimation for arbitrary geometries, using a single snapshot.

²The wraparound separation between sources at -175° and $+177^\circ$ is 8° .

REFERENCES

- [1] M. I. Skolnik, *Introduction to Radar Systems*, 2nd ed. New York: McGraw Hill Book Co., 1980.
- [2] W. S. Burdic and J. F. Bartram, "Underwater acoustic system analysis by William S. Burdic," *The Journal of the Acoustical Society of America*, vol. 76, no. 3, pp. 996–996, 1984.
- [3] L. C. Godara, "Application of antenna arrays to mobile communications. ii. beam-forming and direction-of-arrival considerations," *Proc. IEEE*, vol. 85, no. 8, pp. 1195–1245, 1997.
- [4] H. L. Van Trees, *Optimum array processing: Part IV of detection, estimation, and modulation theory*. John Wiley & Sons, 2004.
- [5] W. Roh, J.-Y. Seol, J. Park, B. Lee, J. Lee, Y. Kim, J. Cho, K. Cheun, and F. Aryanfar, "Millimeter-wave beamforming as an enabling technology for 5G cellular communications: Theoretical feasibility and prototype results," *IEEE Communications Magazine*, vol. 52, no. 2, pp. 106–113, 2014.
- [6] J. Capon, "High-resolution frequency-wavenumber spectrum analysis," *Proc. IEEE*, vol. 57, no. 8, pp. 1408–1418, 1969.
- [7] R. Schmidt, "Multiple emitter location and signal parameter estimation," *IEEE Trans. Antennas and Propagation*, vol. 34, no. 3, pp. 276–280, 1986.
- [8] D. L. Donoho, "Compressed sensing," *IEEE Trans. Information Theory*, vol. 52, no. 4, pp. 1289–1306, 2006.
- [9] E. J. Candès, J. Romberg, and T. Tao, "Robust uncertainty principles: Exact signal reconstruction from highly incomplete frequency information," *IEEE Trans. Information Theory*, vol. 52, no. 2, pp. 489–509, 2006.
- [10] A. C. Gurbuz, J. H. McClellan, and V. Cevher, "A compressive beam-forming method," in *2008 IEEE International Conference on Acoustics, Speech and Signal Processing*, March 2008, pp. 2617–2620.
- [11] A. Xenaki, P. Gerstoft, and K. Mosegaard, "Compressive beamforming," *The Journal of the Acoustical Society of America*, vol. 136, no. 1, pp. 260–271, 2014.
- [12] Y. Chi, L. L. Scharf, A. Pezeshki, and A. R. Calderbank, "Sensitivity to basis mismatch in compressed sensing," *IEEE Trans. Signal Processing*, vol. 59, no. 5, pp. 2182–2195, 2011.
- [13] M. F. Duarte and R. G. Baraniuk, "Spectral compressive sensing," *Applied and Computational Harmonic Analysis*, vol. 35, no. 1, pp. 111–129, 2013.
- [14] A. Fannjiang and W. Liao, "Coherence pattern-guided compressive sensing with unresolved grids," *SIAM Journal on Imaging Sciences*, vol. 5, no. 1, pp. 179–202, 2012.
- [15] H. Zhu, G. Leus, and G. B. Giannakis, "Sparsity-cognizant total least-squares for perturbed compressive sampling," *IEEE Trans. Signal Processing*, vol. 59, no. 5, pp. 2002–2016, 2011.
- [16] Z. Yang, C. Zhang, and L. Xie, "Robustly stable signal recovery in compressed sensing with structured matrix perturbation," *IEEE Trans. Signal Processing*, vol. 60, no. 9, pp. 4658–4671, 2012.
- [17] C. D. Austin, J. N. Ash, and R. L. Moses, "Dynamic dictionary algorithms for model order and parameter estimation," *IEEE Trans. Signal Processing*, vol. 61, no. 20, pp. 5117–5130, 2013.
- [18] G. Tang, B. N. Bhaskar, P. Shah, and B. Recht, "Compressed Sensing Off the Grid," *IEEE Trans. Information Theory*, vol. 59, no. 11, pp. 7465–7490, Nov. 2013.
- [19] E. J. Candès and C. Fernandez-Granda, "Towards a Mathematical Theory of Super-resolution," *Communications on Pure and Applied Mathematics*, vol. 67, no. 6, pp. 906–956, Jun. 2014.
- [20] —, "Super-Resolution from Noisy Data," *Journal of Fourier Analysis and Applications*, vol. 19, no. 6, pp. 1229–1254, Dec. 2013.
- [21] A. Xenaki and P. Gerstoft, "Grid-free compressive beamforming," *The Journal of the Acoustical Society of America*, vol. 137, no. 4, pp. 1923–1935, Apr. 2015.
- [22] V. Chandrasekaran, B. Recht, P. A. Parrilo, and A. S. Willsky, "The convex geometry of linear inverse problems," *Foundations of Computational Mathematics*, vol. 12, no. 6, pp. 805–849, 2012.
- [23] M. Rübsamen and A. B. Gershman, "Direction-of-arrival estimation for nonuniform sensor arrays: from manifold separation to Fourier domain MUSIC methods," *IEEE Trans. Signal Processing*, vol. 57, no. 2, pp. 588–599, 2009.
- [24] M. A. Doron and E. Doron, "Wavefield modeling and array processing. i. spatial sampling," *IEEE Trans. Signal Processing*, vol. 42, no. 10, pp. 2549–2559, 1994.
- [25] —, "Wavefield modeling and array processing. ii. algorithms," *IEEE Trans. Signal Processing*, vol. 42, no. 10, pp. 2560–2570, 1994.
- [26] F. Belloni, A. Richter, and V. Koivunen, "DoA estimation via manifold separation for arbitrary array structures," *IEEE Trans. Signal Processing*, vol. 55, no. 10, pp. 4800–4810, 2007.
- [27] J. H. McClellan, R. Schafer, and M. Yoder, *DSP First, 2nd Edition*. Pearson, 2015.
- [28] L. Vandenberghe and S. Boyd, "Semidefinite programming," *SIAM review*, vol. 38, no. 1, pp. 49–95, 1996.
- [29] T.-J. Shan, M. Wax, and T. Kailath, "On spatial smoothing for direction-of-arrival estimation of coherent signals," *IEEE Trans. Acoustics, Speech, and Signal Processing*, vol. 33, no. 4, pp. 806–811, 1985.
- [30] M. Grant, S. Boyd, and Y. Ye, "CVX: Matlab software for disciplined convex programming," 2008.
- [31] J. . Fuchs, "Sparsity and uniqueness for some specific under-determined linear systems," in *2005 IEEE International Conference on Acoustics, Speech, and Signal Processing*, vol. 5, March 2005, pp. v/729–v/732 Vol. 5.