

Observation of Isospin Independence of the Reduced Single-Particle Strength with (p, d) reactions

Y.P. Xu,¹ D.Y. Pang,^{1,2,*} X.Y. Yun,¹ C. Wen,³ C.X. Yuan,⁴ and J.L. Lou³

¹*School of Physics and Nuclear Energy Engineering, Beihang University, Beijing 100191, China.*

²*International Research Center for Nuclei and Particles in the Cosmos, Beihang University, Beijing 100191, China*

³*School of Physics and State Key Laboratory of Nuclear Physics and Technology, Peking University, Beijing 100871, China*

⁴*Sino-French Institute of Nuclear Engineering and Technology, Sun Yat-Sen University, Zhuhai 519082, China*

(Dated: October 1, 2018)

An overall reduction factor (ORF) is introduced for studying the quenching of single particle strengths through nucleon transfer reactions. The ORF includes contributions of all the probed bound excited states of the residual nucleus in a transfer reaction and permits a proper comparison with results of inclusive knockout reactions. A systematic analysis is made with 103 sets of angular distribution data of (p, d) reactions on 21 even-even targets with atomic mass numbers from 8 to 56 using the consistent three-body model reaction methodology proposed in [J. Lee, J.A. Tostevin, B.A. Brown, et al., Phys. Rev. C 73, 044608 (2006)]. The extracted ORFs are found to be nearly independent on the nuclear isospin asymmetry, which is different from the systematics of inclusive knockout reactions but is consistent with the recent measurement of $(p, 2p)$ reactions and *ab initio* calculations.

PACS numbers: 21.10.Jx, 21.60.Cs, 24.50.+g, 25.40.Hs

Quenching of single particle strength (SPS) in atomic nuclei is an important subject in nuclear physics [1–6]. It was firstly observed in $(e, e'p)$ reactions on some stable nuclei [7–9]. Spectroscopic factors (SFs) deduced from those experimental data are found to be 40-60% lower than the sum-rule limit given by independent-particle shell model. Such quenching of SPS has been attributed to some profound questions in nuclear physics, such as short- and medium-range nucleon-nucleon correlations and long-range correlations from coupling of the single-particle motions of the nucleons near the Fermi surface and the collective excitations [5, 7, 10–12]. Because of this, to understand the quenching of SPS is very important in nuclear physics.

Systematic studies of nucleon (proton or neutron) knockout reactions performed with radioactive nuclei on light targets (Be and C) suggest that the quenching factors, or the reduction factors (RFs), R_s , of the SPS carry a strong dependence on the isospin asymmetry, ΔS , of the projectile nuclei [2, 5]. ΔS is defined to be the difference between the neutron and proton separation energies (S_n and S_p , respectively) of the particles concerned, i.e., $\Delta S = S_n - S_p$ for neutron removal and $\Delta S = S_p - S_n$ for proton removal. (In practice, effective ΔS values are defined, which take into account the excitation energies of the reaction residues [5, 13]). The R_s values deduced from knockout reactions are found to be close to unity when the removed nucleons are weakly-bound ($\Delta S \lesssim -20$ MeV) and are very small when the removed nucleons are strongly-bound ($\Delta S \gtrsim 20$ MeV). The small values of R_s was suggested to be an indication that nucleon-nucleon correlations were not treated sufficiently in conventional shell model calculations [2, 14]. However,

there is no strong evidence for such strong dependence in the R_s values obtained from systematic studies of transfer reactions, such as (p, d) and (d, p) reactions [15, 16]. Such discrepancy also exists in structure theory. By solving the Pinkston and Satchler inhomogeneous equation with correlation-dependent effective nucleon-nucleon interactions, N.K. Timofeyuk found that strong isospin asymmetry dependence of the quenching factors exist with light exotic nuclei [17]. But such dependence does not seem to exist in some *ab-initio* calculations [6, 18, 19]. Recently, the RFs are also found to be independent on the isospin asymmetry in quasifree $(p, 2p)$ reactions on oxygen isotope [6].

It is still an open question about why the dependence on the isospin asymmetry differ systematically between the RFs obtained from knockout and transfer reactions. One important thing to notice is that the R_s values are defined differently in these two types of reactions. In the knockout reactions compiled in Ref. [5], the experimental one-neutron removal cross sections are mostly inclusive, that is, contributions from all the excited states of the knockout residues below their particle emission thresholds were included in the measured data. Therefore, the total one-neutron removal cross sections should be calculated as sums of the single-particle cross sections [13]:

$$\sigma_{-1n} = \sum_{nlj} \left[\frac{A}{A-1} \right]^{N_{nl}} C^2 S(J^\pi, nlj) \sigma_{sp}(nlj, S_n) \quad (1)$$

where $C^2 S(J^\pi, nlj)$ are the shell model SFs which depend on the spin-parities of the core states, J^π , and the quantum numbers of the single particle states of the removed nucleon, nlj . The factors $[A/(A-1)]^{N_{nl}}$ are for the centre-of-mass corrections to the shell model SFs, where N_{nl} is the number of the oscillator quanta associated with the major shell of the removed particle,

* Corresponding author: dypang@buaa.edu.cn

which depends on the node number n and orbital angular momentum l , and A is the mass number of the composite nucleus [5, 20]. For sake of clarity, we designate $\left[\frac{A}{A-1}\right]^{N_{nl}} C^2 S(J^\pi, nlj)$ by SF^{th} , which stands for a theoretical spectroscopic factor. The single particle cross sections, σ_{sp} , which depend on the quantum numbers (nlj) and the binding energies of the removed nucleons, include contributions from both the stripping and diffraction dissociation mechanisms [21] are calculated using the eikonal model assuming unit SFs. The RFs in knockout reactions, R_s^{ko} , are defined as the ratio between the experimental ($\sigma_{-1n}^{\text{exp}}$) and theoretical one-neutron removal cross sections (σ_{-1n}^{th}):

$$R_s^{\text{ko}} = \frac{\sigma_{-1n}^{\text{exp}}}{\sigma_{-1n}^{\text{th}}} = \frac{\sigma_{-1n}^{\text{exp}}}{\sum_{nlj} \text{SF}^{\text{th}}(J^\pi, nlj) \sigma_{\text{sp}}(nlj, S_N)} \quad (2)$$

In a transfer reaction, the reduction factor R_s^{tr} is used to be defined as the ratio between the experimental and theoretical SFs [11, 15, 22, 23]:

$$R_s^{\text{tr}} = \frac{\text{SF}^{\text{exp}}(J^\pi, nlj)}{\text{SF}^{\text{th}}(J^\pi, nlj)}. \quad (3)$$

The experimental spectroscopic factor, SF^{exp} , is obtained by matching the experimental differential cross sections by the theoretical ones, usually at the angles where the experimental cross sections are on the maximum:

$$\text{SF}^{\text{exp}} = \left(\frac{d\sigma}{d\Omega}\right)^{\text{exp}} / \left(\frac{d\sigma}{d\Omega}\right)^{\text{th}}. \quad (4)$$

The theoretical transfer cross sections are also calculated assuming the SFs being unity. Inserting Eq. (4) in Eq. (3), one gets the RF associated with a specific channel (J^π, nlj) of transfer reaction:

$$R_s^{\text{tr}}(J^\pi, nlj) = \frac{\left[\frac{d\sigma}{d\Omega}(J^\pi, nlj)\right]^{\text{exp}}}{\text{SF}^{\text{th}}\left[\frac{d\sigma}{d\Omega}(J^\pi, nlj)\right]^{\text{th}}}. \quad (5)$$

Comparisons between the so-defined RFs in knockout and transfer reactions, in Eqs. (2) and (5), respectively, has been made in, *e.g.*, Refs. [11, 15]. However, the difference in Eqs. (2) and (5) is obvious. The reduction factor defined in Eq. (2) for an inclusive knockout reaction corresponds to, in principle, all the bound states of the knockout residue. Such RFs represent the *averaged* deviation of the actual SPSs from the theoretical ones. On the other hand, the reduction factor defined in Eq. (5) corresponds to only one state (usually being the ground state) of the residual nucleus. One may argue that the two definitions of RFs correspond to different quantities and should not be compared directly.

A proper comparison between the RFs from transfer and knockout reactions may be made by assuming the transfer cross sections to be measured inclusively as well. In such a case, similar to Eq. (2), one can define an

overall reduction factor (ORF) for a transfer reaction in the following:

$$R_s^{\text{tr}} = \frac{\sum_i \left(\frac{d\sigma}{d\Omega}\right)_i^{\text{exp}}}{\sum_i \text{SF}_i^{\text{th}} \left(\frac{d\sigma}{d\Omega}\right)_i^{\text{th}}} = \frac{\sum_i \text{SF}_i^{\text{exp}} \left(\frac{d\sigma}{d\Omega}\right)_i^{\text{th}}}{\sum_i \text{SF}_i^{\text{th}} \left(\frac{d\sigma}{d\Omega}\right)_i^{\text{th}}}. \quad (6)$$

The sums run over all the measured states of the residual nucleus. If we define a coefficient A_i for each state by:

$$A_i = \left(\frac{d\sigma}{d\Omega}\right)_i^{\text{th}} / \left[\sum_i \text{SF}_i^{\text{th}} \left(\frac{d\sigma}{d\Omega}\right)_i^{\text{th}}\right], \quad (7)$$

and assign an uncertainty for each SF^{exp} by $\Delta_{\text{SF}_i^{\text{exp}}}$, the uncertainty in R_s^{tr} , which is now $R_s^{\text{tr}} = \sum_i \text{SF}_i^{\text{exp}} A_i$, can be expressed as:

$$\Delta R_s^{\text{tr}} = \sqrt{\sum_i A_i^2 \Delta_{\text{SF}_i^{\text{exp}}}^2}. \quad (8)$$

As usual, R_s in Eq. (6) and A_i in Eq. (7) are evaluated at the peaks of the angular distributions.

In order to see how the ORF defined in Eq. (6) depend on the isospin asymmetry, we analyze 103 sets of angular distributions of (p, d) reactions on 21 even-even nuclei, namely, ^8He , $^{12,14}\text{C}$, $^{14,16,18}\text{O}$, ^{22}Ne , ^{26}Mg , $^{28,30}\text{Si}$, ^{34}S , $^{34,36,38}\text{Ar}$, $^{40,42,44,48}\text{Ca}$, ^{46}Ar , ^{46}Ti , and ^{56}Ni . The choice of target nuclei are mainly limited by the availability of experimental data. Even-even targets are chosen by practical reasons. In (p, d) reactions with an even-even target, which has nil spin, there is only one single particle state corresponds to a state of the residue, which makes the theoretical analysis much easier than for (p, d) reactions on a target with nonzero spin. Our analysis take into account several ($2 \sim 4$) bound states of the residual nuclei except for the $^8\text{He}(p, d)^7\text{He}$ and $^{14}\text{O}(p, d)^{13}\text{O}$ reactions, which have only ground state data available. The ΔS values range from -22.3 MeV to 18.6 MeV for these reactions.

It is well-known that reaction theories have been very successful in describing the angular distributions of transfer cross sections. But the amplitudes of these cross sections suffer from considerable uncertainties and the resulting SFs are uncertain by around 30% even if the statistical errors of the experimental data are reported small [11, 22–24]. The reasons of this inaccuracy are typically attributed to the ambiguities in the entrance- and exit-channel optical model potentials (OMPs) and the single-particle potential (SPP) parameters. In view of such problems, the authors in Ref. [11] proposed a consistent three-body model reaction methodology for the analysis of (p, d) and (d, p) reactions. Such a methodology consists of adopting the Johnson-Soper adiabatic approximation for (p, d)/(d, p) reactions [25], of constraining the SPP parameters using modern Hartree-Fock calculations, and of calculating the nucleon-target OMPs by folding the effective JLM nucleon-nucleon interaction [26] with the nucleon density distributions from the same Hartree-Fock

calculations. The deduced neutron SFs from (p, d) and (d, p) reactions on nuclei ranging from B to Ti with this methodology are found to be suppressed by about 30% with respect to large-basis shell model expectations and are consistent with the results of intermediate-energy nucleon knockout reactions within a limited range of ΔS values [11].

We adopt the consistent three-body model reaction methodology in this work. The details of this methodology can be found in Ref. [11]. We hereby only briefly describe how it is applied in this work. With the Johnson-Soper adiabatic approximation, we only need OMPs for the p - A , p - B , and n - B systems in a $A(p, d)B$ reaction. These potentials are obtained by folding the effective JLM nucleon-nucleon interaction with nucleon density distributions given by Hartree-Fock calculations. The real and imaginary parts of these nucleon OMPs are scaled with the conventional factors $\lambda_V = 1.0$ and $\lambda_W = 0.8$ [11, 27]. The p - B and n - B potentials are evaluated at half energy of the deuteron in the exit channel. The geometry of a conventional Woods-Saxon type single-particle potential that generates the neutron overlap function in transfer and knockout reaction calculation consist of a radius and a diffuseness parameter, r_0 and a_0 , respectively. We adopt the same procedure as that used in the systematic analysis of knockout reactions [2, 5] for determining r_0 and a_0 . With such a procedure, a_0 is fixed to be 0.7 fm. The radius parameter r_0 is adjusted so that the mean square radius of the transferred neutron orbital is $\langle r^2 \rangle = [A/(A-1)]\langle r^2 \rangle_{\text{HF}}$, where $\langle r^2 \rangle_{\text{HF}}$ is the value given by HF calculations and A is the mass number of the composite nucleus. This adjustment is carried out with the separation energy given by HF calculation. The factor $[A/(A-1)]$ corrects the fixed potential center assumption used in the HF calculations. For all the cases studied in this work, the HF calculations are made with the Skyrme SkX interaction [28], which is the same as those adopted in analysis of transfer and knockout reactions, e.g., Refs. [2, 5, 11, 14, 15]. Once r_0 and a_0 are determined, the depths of the single-particle potentials are determined using the separation energy prescription with *experimental* separation energies.

With the nucleon-nucleus potentials and neutron SPP parameters determined, we apply the Johnson-Soper adiabatic approximation in (p, d) reaction calculations. All calculations are made with the computer code TWFNR [29]. Information of these reactions are listed in the Supplemented Material, which include the target nuclei, the incident energies, the excited states of the residue, the nlj values of the transferred neutrons, the r_0 values confined by HF calculations, the experimental and shell model SFs, and the resulting ORFs.

As an example, we show the analysis of the $^{14}\text{C}(p, d)^{13}\text{C}$ reaction at an incident energy of 35 MeV [30]. The reaction residue ^{13}C has only four bound states below its particle emission threshold, which is 4.946 MeV for neutron decay. The angular distributions corresponding to these states are depicted in Fig. 1 together with

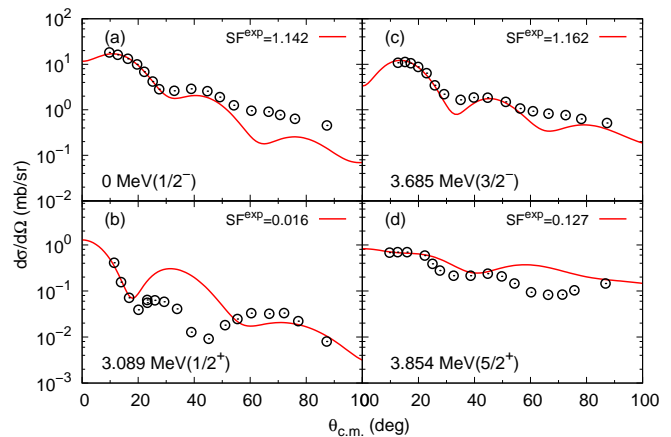


FIG. 1. Comparisons between theoretical (curves) and experimental (circles) angular distributions for the $^{14}\text{C}(p, d)^{13}\text{C}$ reaction at an incident energy of 35 MeV. Theoretical results are normalized to the experimental data with the spectroscopic factors indicated in the figures for the ground state (a), 3.089 MeV (b), 3.685 MeV (c), and 3.854 MeV (d) states of ^{13}C .

the theoretical ones, which are normalized to the former at the peaks of these angular distributions, from which we obtained the experimental SFs. One sees that the calculations reasonably reproduced the two negative-parity state data, namely, the ground- and the 3.685 MeV states with $J^\pi = \frac{1}{2}^-$ and $\frac{3}{2}^-$, respectively. Data of the other two states are not reproduced as satisfactorily but they are close to those reported in the original paper [30]. By adopting the three-body model reaction methodology [11], which defined all quantities used in $(d, p)/(p, d)$ reaction calculations without free parameters, we do not attempt to improve the reproduction to these data by adjusting any reaction calculation parameters. On the other hand, as we will show below, the contributions to the ORF from these two positive-parity states are negligible. The details of this reaction are listed in Table. I together with the SFs from shell model calculations with the YSOX interaction [31]. The uncertainties of the extracted SFs, which contains both experimental and theoretical uncertainties, are difficult to evaluate. We adopt the global uncertainty of 20% deduced in the systematic analysis of $(d, p)/(p, d)$ reactions by Tsang et al. [24] in this work.

With the experimental SFs extracted for each state, we apply Eq. (6) to calculate the ORF for ^{14}C from the $^{14}\text{C}(p, d)^{13}\text{C}$ reaction. The details are shown in Fig. 2, where the individual contributions of the terms in the numerator of the right hand side of Eq. (2) are shown as short dashed, dotted, dash-dotted, and double-dashed curves and their summed experimental angular distributions are plotted as the solid curve. The corresponding individual contributions in the denominator are not shown for the sake of clarity. Their sums are shown as the dashed curve after being normalized to the summed experimental cross sections at $\theta_{\text{c.m.}} = 12$ degrees. This

TABLE I. Spectroscopic factors (SF^{exp}) extracted from the $^{14}\text{C}(p, d)^{13}\text{C}$ reaction at an incident energy of 35 MeV. Listed are the excitations energies of ^{13}C (E_{ex}), their corresponding single-particle states (nlj), the HF confined r_0 values and shell model predicted SFs (SF^{th}).

E_{ex} (MeV)	nlj	r_0 (fm)	SF^{exp}	SF^{th}
0.0	0p3/2	1.344	1.142	1.607
3.089	1s1/2	1.250	0.016	0.024
3.685	0p3/2	1.299	1.162	2.207
3.854	1d5/2	1.159	0.127	0.114

results in an ORF of $R_s^{\text{tr}} = 0.565 \pm 0.048$. Our previous statement that the contributions of the two positive-parity states to the ORF are negligible becomes obvious in this figure. The uncertainty of this R_s value is evaluated with Eq. (8).

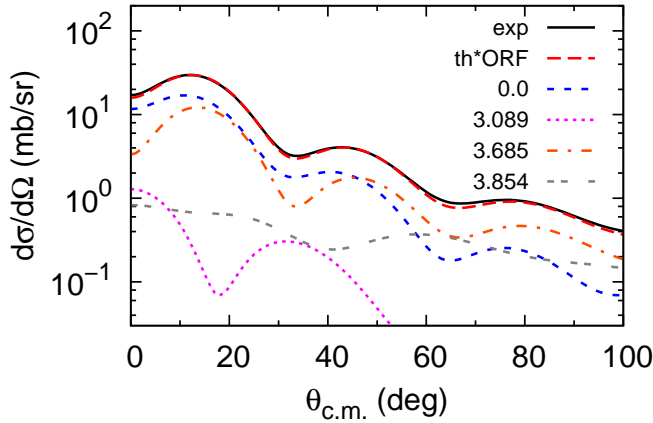


FIG. 2. Angular distributions for the determination of the ORF from the $^{14}\text{C}(p, d)^{13}\text{C}$ reaction at 35 MeV. Shown are curves for the angular distributions of the summed cross sections in the numerator (solid) and the denominator (dashed) of Eq. (6) and for the 0.0 (short dashed), 3.089 (dotted), 3.685 (dash-dotted), and 3.854 (double-dashed) MeV states of ^{13}C .

Similar analysis have been made for all the other reactions. For cases when experimental data of a reaction are available at several incident energies, we calculate the *averaged* ORF, $\langle R_s^{\text{tr}} \rangle$. The resulting averaged ORFs are plotted in Fig. 3 against their corresponding effective isospin asymmetry $\Delta S^{\text{eff}} = S_n - S_p + \bar{E}_f$ [13], where \bar{E}_f is the effective final state excitation energy, which is, similar as that defined in Refs. [5, 13] for knockout reactions, an average of the excitation energies of each state weighted by the corresponding integrated transfer cross sections.

Although obtained from the consistent three-body model reaction methodology with which all reactions are analyzed with the same procedure without free parameters, the ORFs and their averaged values still scatter considerably in the $\langle R_s^{\text{tr}} \rangle$ - ΔS^{eff} plot. Results of the

systematic analysis of knockout reactions in Ref. [5] suggest that the RFs R_s^{ko} depend linearly on ΔS^{eff} : $R_s^{\text{ko}} = -1.46 \times 10^{-2} \times \Delta S^{\text{eff}} + 0.596$ (this is obtained by fitting the results in Fig. 1 of Ref. [5]). We also assume linear dependence of ORFs on the ΔS values: $R_s^{\text{tr}}(\Delta S^{\text{eff}}) = a \times \Delta S^{\text{eff}} + b$. The slope a and the parameter b are obtained by least square fitting of the scattered data in Fig. 3. These fittings are made with (i) assuming $a = -0.0146 \text{ MeV}^{-1}$, which is the same as the slope in the systematics of knockout reactions, and letting b to vary freely, and (ii) letting both a and b to vary freely. The results are shown in Table. II and are visualized as shaded bars in Fig. 3. The widths of these bars represent the standard deviations of the distances of the scattered points from the fitted lines. The fact that the χ^2 value associated with the $a = -3.37 \times 10^{-4} \text{ MeV}^{-1}$ case is smaller than with the $a = -0.0146 \text{ MeV}^{-1}$ case suggests that ORFs are nearly independent on the isospin asymmetry. A bootstrap analysis [32–34] of the slope, which made 1000 times resampling of the $\langle R_s^{\text{tr}} \rangle$ values in the fittings resulted in an averaged value of a and its standard deviation being $\bar{a} = 8.55 \times 10^{-5} \text{ MeV}^{-1}$ and $\sigma_a = 2.68 \times 10^{-3} \text{ MeV}^{-1}$, respectively. This result further suggests that the ORFs are independent on the isospin asymmetry.

TABLE II. Parameters of the linear fitting of the data in Fig. 3 and their corresponding χ^2 per degree of freedom. The last column is for the standard derivations of the distances between these points and the fitted lines.

slope	a (MeV^{-1})	b	χ^2	Δ_{R_s}
fixed	-1.46×10^{-2}	0.572	5.9	0.0944
free	-3.37×10^{-4}	0.567	3.4	0.0896

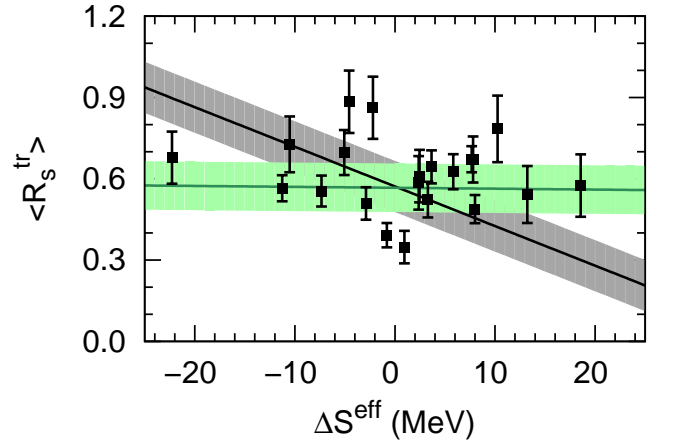


FIG. 3. Averaged ORFs from the reactions analyzed in this work (squares). The green and grey lines represent the linear dependence of the ORFs on the ΔS^{eff} values fitted assuming a free or a fixed slope. The widths of bands define the standard deviations of the distances from the symbols to the fitted curves.

In summary, to understand the reduction of the single-

particle strength and its dependence on the isospin asymmetry is an important subject in nuclear physics. The RFs that were used to be referred to are found to be defined differently in transfer and knockout reactions. The RFs defined in knockout reactions involve all the bound excited states of the reaction residue but those in transfer reactions are for each single particle state. We define an overall reduction factor in the analysis of (p, d) reactions, which include contributions from, in principle, all the bound excited states of the residual nuclei. This permits a proper comparison between the RFs extracted from transfer and knockout reactions. The ORFs ex-

tracted from a systematic analysis of 103 sets of angular distributions of (p, d) reactions on 21 even-even nuclei with atomic mass numbers ranging from 8 to 56 with a consistent three-body model reaction methodology are found to have nearly no isospin dependence over a wide range of ΔS values.

This work is supported by the National Natural Science Foundation of China (Grants Nos. U1432247, 11775013, 11775004, and 11775316) and the national key research and development program (2016YFA0400502). D.Y.P. thanks Prof. J.A. Tostevin for stimulating communications in the Summer of 2015.

-
- [1] D. Rohe, C. S. Armstrong, R. Asaturyan, O. K. Baker, S. Bueltmann, C. Carasco, D. Day, R. Ent, H. C. Fenker, K. Garrow, A. Gasparian, P. Gueye, M. Hauger, A. Honegger, J. Jourdan, C. E. Keppel, G. Kubon, R. Lindgren, A. Lung, D. J. Mack, J. H. Mitchell, H. Mkrtchyan, D. Mocolj, K. Normand, T. Petitjean, O. Rondon, E. Segbefia, I. Sick, S. Stepanyan, L. Tang, F. Tiefenbacher, W. F. Vulcan, G. Warren, S. A. Wood, L. Yuan, M. Zeier, H. Zhu, and B. Zihlmann (E97-006 Collaboration), *Phys. Rev. Lett.* **93**, 182501 (2004).
 - [2] A. Gade, P. Adrich, D. Bazin, M. D. Bowen, B. A. Brown, C. M. Campbell, J. M. Cook, T. Glasmacher, P. G. Hansen, K. Hosier, S. McDaniel, D. McGlinchery, A. Obertelli, K. Siwek, L. A. Riley, J. A. Tostevin, and D. Weisshaar, *Phys. Rev. C* **77**, 044306 (2008).
 - [3] N. K. Timofeyuk, *Phys. Rev. Lett.* **103**, 242501 (2009).
 - [4] C. Barbieri, *Phys. Rev. Lett.* **103**, 202502 (2009).
 - [5] J. A. Tostevin and A. Gade, *Phys. Rev. C* **90**, 057602 (2014).
 - [6] L. Atar (R3B Collaboration), *Phys. Rev. Lett.* **120**, 052501 (2018).
 - [7] J. W. A. den Herder, H. P. Blok, E. Jans, P. H. M. Keizer, L. Lapikás, E. N. M. Quint, G. van der Steenhoven, and P. K. A. de Witt Huberts, *Nuclear Physics A* **490**, 507 (1988).
 - [8] L. Lapikás, *Nuclear Physics A* **553**, 297 (1993).
 - [9] G. J. Kramer, H. P. Blok, and L. Lapikás, *Nuclear Physics A* **679**, 267 (2001).
 - [10] W. H. Dickhoff and C. Barbieri, *Prog. Part. Nucl. Phys.* **52**, 377 (2004).
 - [11] J. Lee, J. A. Tostevin, B. A. Brown, F. Delaunay, W. G. Lynch, M. J. Saelim, and M. B. Tsang, *Phys. Rev. C* **73**, 044608 (2006).
 - [12] V. R. Pandharipande, I. Sick, and P. K. A. deWitt Huberts, *Rev. Mod. Phys.* **69**, 981 (1997).
 - [13] E. C. Simpson and J. A. Tostevin, *Phys. Rev. C* **79**, 024616 (2009).
 - [14] A. Gade, D. Bazin, B. A. Brown, C. M. Campbell, J. A. Church, D. C. Dinca, J. Enders, T. Glasmacher, P. G. Hansen, Z. Hu, K. W. Kemper, W. F. Mueller, H. Oliver, B. C. Perry, L. A. Riley, B. T. Roeder, B. M. Sherrill, J. R. Terry, J. A. Tostevin, and K. L. Yurkewicz, *Phys. Rev. Lett.* **93**, 042501 (2004).
 - [15] J. Lee, M. B. Tsang, D. Bazin, D. Coupland, V. Henzl, D. Henzlova, M. Kilburn, W. G. Lynch, A. M. Rogers, A. Sanetullaev, A. Signoracci, Z. Y. Sun, M. Youngs, K. Y. Chae, R. J. Charity, H. K. Cheung, M. Famiano, S. Hudan, P. O'Malley, W. A. Peters, K. Schmitt, D. Shapira, and L. G. Sobotka, *Phys. Rev. Lett.* **104**, 112701 (2010).
 - [16] H. Lee., *Survey of neutron spectroscopic factors and asymmetry dependence of neutron correlations in transfer reactions*, Ph.D. thesis, Michigan State University (2010).
 - [17] N. K. Timofeyuk, *Phys. Rev. Lett.* **103**, 242501 (2009).
 - [18] C. Barbieri and W. H. Dickhoff, *International Journal of Modern Physics A* **24**, 2060 (2009).
 - [19] A. Cipollone, C. Barbieri, and P. Navrátil, *Phys. Rev. C* **92**, 014306 (2015).
 - [20] A. E. L. Dieperink and T. d. Forest, *Phys. Rev. C* **10**, 543 (1974).
 - [21] J. A. Tostevin, *Nuclear Physics A* **682**, 320 (2001).
 - [22] M. B. Tsang, J. Lee, and W. G. Lynch, *Phys. Rev. Lett.* **95**, 222501 (2005).
 - [23] M. B. Tsang, J. Lee, S. C. Su, J. Y. Dai, M. Horoi, H. Liu, W. G. Lynch, and S. Warren, *Phys. Rev. Lett.* **102**, 062501 (2009).
 - [24] J. Lee, M. B. Tsang, and W. G. Lynch, arXiv:nuclex/0511024.
 - [25] R. C. Johnson and P. J. R. Soper, *Phys. Rev. C* **1**, 976 (1970).
 - [26] J.-P. Jeukenne, A. Lejeune, and C. Mahaux, *Phys. Rev. C* **16**, 80 (1977).
 - [27] J. S. Petler, M. S. Islam, R. W. Finlay, and F. S. Dietrich, *Phys. Rev. C* **32**, 673 (1985).
 - [28] B. Alex Brown, *Phys. Rev. C* **58**, 220 (1998).
 - [29] J. A. Tostevin, University of Surrey version of the code TWOFNR (of M. Toyama, M. Igarashi and N. Kishida) and code FRONT (private communication).
 - [30] M. Yasue, M. H. Tanaka, T. Hasegawa, K. Nisimura, H. Ohnuma, H. Shimizu, K. Ieki, H. Toyokawa, M. Iwase, J. Iimura, H. Yoshida, T. Nakagawa, A. Sato, T. Nizeki, J. Takamatsu, Y. Takahashi, T. Tohei, H. Orihara, T. Suehiro, S. Hayakawa, K. Ogawa, M. Igarashi, and R. Peterson, *Nuclear Physics A* **509**, 141 (1990).
 - [31] C. Yuan, T. Suzuki, T. Otsuka, F. Xu, and N. Tsunoda, *Phys. Rev. C* **85**, 064324 (2012).
 - [32] P. Diaconis and B. Efron, *Sci. Am.* **248**, 116 (1983).
 - [33] R. Varner, W. Thompson, T. McAbee, E. Ludwig, and T. Clegg, *Physics Reports* **201**, 57 (1991).
 - [34] D. Y. Pang, P. Roussel-Chomaz, H. Savajols, R. L. Varner, and R. Wolski, *Phys. Rev. C* **79**, 024615 (2009).