

Systolic geometry of translation surfaces

Tobias Columbus, Frank Herrlich, Bjoern Muetzel and Gabriela Weitze-Schmithüsen

December 15, 2024

Abstract

Let S be a translation surface of genus $g > 1$ with n cone points $(p_i)_{i=1,\dots,n}$ with cone angle $2\pi \cdot (k_i + 1)$ at p_i , where $k_i \in \mathbb{N}$. In this paper we investigate the systolic landscape of these translation surfaces for fixed genus.

Keywords: translation surfaces, systoles, maximal surfaces.

Mathematics Subject Classification (2010): 30F10, 32G15 and 53C22.

1 Introduction

Translation surfaces are closed flat surfaces S with singularities or cone points $(p_i)_{i=1,\dots,n}$ with cone angle $2\pi \cdot (k_i + 1)$ at p_i , where $k_i \in \mathbb{N}$. They have been intensively studied from the perspective of dynamical systems, algebraic geometry and geometric group theory for about 30 years now, see for example [FM], [Wr] and [Zo] for overview articles.

It follows from the Euler characteristic of the surface that

$$\sum_{i=1}^n k_i = 2g - 2. \quad (1)$$

In this article we restrict to translation surfaces of genus $g \geq 2$. It follows from the formula above that the space of translation surfaces of genus $g \geq 2$ can be subdivided into admissible *strata* $\mathcal{H}(k_1, \dots, k_n)$, such that the $(k_i)_{i=1,\dots,n}$ satisfy Equation (1). The moduli space \mathcal{M}_g^{tr} of translation surfaces of genus $g \geq 2$ has real dimension $8g - 6$. The moduli space $\mathcal{M}(\mathcal{H}(k_1, \dots, k_n))$ of the surfaces in the stratum $\mathcal{H}(k_1, \dots, k_n)$ is an orbifold of real dimension $4g + 2n - 2$ (see [KZ]):

$$\dim(\mathcal{M}_g^{tr}) = 8g - 6 \quad \text{and} \quad \dim(\mathcal{M}(\mathcal{H}(k_1, \dots, k_n))) = 4g + 2n - 2.$$

We note that the stratum $\mathcal{H}(1, 1, \dots, 1)$ is the largest and the only one with full dimension.

A *systole* of a translation surface S is a shortest simple closed geodesic. We denote by $\text{sys}(S)$ its length. The aim of this article is to investigate the systolic landscape of these surfaces. The leitmotif for the proofs of the geometric inequalities of Section 2 and 3 is that translation surfaces are CAT(0) spaces. Therefore these surfaces share many properties of surfaces with non-positive curvature and especially the well-studied hyperbolic surfaces (see, for example, [Ak], [Ba], [Bu1], [Bu2], [Ge], [Par] [Sc1], [Sc2] and [Sc3]). The main idea of these sections is therefore to tweak and carry over the corresponding results for compact hyperbolic surfaces to the realm of translation surfaces. One property of translation surfaces is that there is always a systole that passes through a cone point. We furthermore show in Section 2 that large systoles always have large collars in the systolic collar lemma **Lemma 2.7**.

Normalizing by the area $\text{area}(S)$ of S we obtain $\text{SR}(S) = \frac{\text{sys}(S)^2}{\text{area}(S)}$, the *systolic ratio* of S , which is invariant under scaling of S . Let

$$\text{SR}(g, tr) = \sup\{\text{SR}(S) \mid S \text{ translation surface of genus } g\}.$$

be the *supremal systolic ratio in genus g* . We also define the *homological systole*, which is a shortest homologically non-trivial loop in S . This is a shortest non-contractible loop that does not separate S into two parts. We denote by $\text{sys}_h(S)$ its length and define $\text{SR}_h(S) = \frac{\text{sys}_h(S)^2}{\text{area}(S)}$ as the *homological systolic ratio*. Let

$$\text{SR}_h(g, tr) = \sup\{\text{SR}_h(S) \mid S \text{ translation surface of genus } g\}$$

be the *supremal homological systolic ratio in genus g* . It follows that for any surface S

$$\text{sys}(S) \leq \text{sys}_h(S), \quad \text{hence} \quad \text{SR}(g, tr) \leq \text{SR}_h(g, tr) \leq \frac{(\log(195g) + 8)^2}{\pi(g-1)} \quad \text{for } g \geq 76. \quad (2)$$

Here the upper bound follows from [AM1], **Theorem 1.3-3**. The inequality stated there is valid for any smooth Riemannian surface. It also applies in the case of translation surfaces, as any translation surface can be approximated by smooth Riemannian surfaces. This means that systolic ratio in genus g can only be of order $\frac{\log^2(g)}{g}$. In the case of the systolic ratio for the genus it is clear that this is indeed a maximum (see Section 3). We call a surface S_{max} *maximal*, if $\text{SR}(g, tr)$ is attained in this surface. Maximal surfaces can be characterized in the following way

Theorem 1.1. *Let S_{max} be a maximal translation surface of genus $g \geq 1$. Then every simple closed geodesic, that does not run through a cone point is intersected by a systole of S_{max} .*

For a fixed stratum $\mathcal{H}(K)$, where $K = (k_1, \dots, k_n)$ we define in a similar fashion

$$\text{SR}(\mathcal{H}(K)) = \sup\{\text{SR}(S) \mid S \text{ translation surface in } \mathcal{H}(K)\}.$$

and $\text{SR}_h(\mathcal{H}(K))$.

In this case it is not clear whether this is a maximum or a supremum. The problem is that two or more cone points might merge in a sequence of surfaces in which the systolic ratio goes to the limit.

Concerning all these invariants surprisingly few is known in the case of translation surfaces. In the case of the systolic ratio of genus g only the case of genus one is clear. In the case of flat tori $\text{SR}(1, tr) = \frac{2}{\sqrt{3}}$. In this case the maximal surface is the equilateral torus, that has a hexagonal lattice. In genus two Judge and Parlier conjecture in [JP] that the surface Hex_2 obtained by gluing parallel sides of two isometric cyclic hexagons is maximal. The systolic ratio of this surface is

$$\text{SR}(Hex_2) = 0.58404\dots \quad (3)$$

In this article they also show that in the case of the stratum $\mathcal{H}(2g-2)$ the maximum is attained in surfaces \triangle_g of genus g composed of equilateral triangles and that

$$\text{SR}(\triangle_g) = \text{SR}(\mathcal{H}(2g-2)) = \frac{4}{\sqrt{3} \cdot (4g-2)}. \quad (4)$$

Concerning the lower bound of $\text{SR}(g, tr)$ we show in this article:

Theorem 1.2 (Intersystolic inequalities). *Let $\text{SR}(g, tr)$ and $\text{SR}_h(g, tr)$ be the supremal systolic ratio and homological systolic ratio in genus g . Then*

$$\frac{\text{SR}(g, tr)}{k} \leq \text{SR}(k(g-1) + 1, tr) \text{ and } \frac{\text{SR}_h(g, tr)}{k} \leq \text{SR}_h(k(g-1) + 1, tr)$$

From **Theorem 1.2** and Equation (2) and (3) we conclude:

Corollary 1.3. *Let $\text{SR}(g, tr)$ and $\text{SR}_h(g, tr)$ be the supremal systolic ratio and homological systolic ratio in genus g , respectively. Then*

$$0.584 \leq \text{SR}(2, tr) \text{ hence } \frac{0.58}{g-1} \leq \text{SR}(g, tr) \leq \text{SR}_h(g, tr) \text{ for all } g \geq 3.$$

To obtain this theorem we construct explicitly cyclic covering surfaces of genus $k(g-1) + 1$ for a given surface of genus g . The theorem then follows from the fact that the length of a systole does not decrease in a covering surface. As we can also control the stratum of the covering surface a similar theorem for strata is stated in **Corollary 2.10**. Using a simple area argument we also show that

Theorem 1.4 (Area estimate). *Let S be a translation surface in the stratum $\mathcal{H}(K)$, for $K = (k_1, \dots, k_n)$, such that $k_1 \leq k_2 \leq \dots \leq k_n$. Then*

$$\text{SR}(\mathcal{H}(K)) \leq \frac{4}{\pi \cdot (k_n + 1)}.$$

This inequality seems to be useful for large k_n . In fact in the case of the stratum $\mathcal{H}(2g-2)$ it implies an only slightly weaker inequality than (4). Another important type of curves on translation surfaces are the saddle connections. A *saddle connection* of a translation surface S is a geodesic arc, whose endpoints are cone points, where we allow the case that both endpoints are the same cone point. As there is always a systole that runs through a cone point (see **Proposition 2.8**) there is always a systole that is a saddle connection. Extending the result in [JP] about the stratum $\mathcal{H}(2g-2)$ recently Boissy and Geninska showed in [BG], **Theorem 3.3**:

Theorem 1.5 (Boissy, Geninska). *Let S be a translation surface in the stratum $\mathcal{H}(K)$, where $K = (k_1, \dots, k_n)$. Then the shortest saddle connection δ in S satisfies*

$$\frac{\ell(\delta)^2}{\text{area}(S)} \leq \frac{2}{\sqrt{3}(2g-2+n)}$$

The equality is obtained if and only if S is built with equilateral triangles with sides saddle connections of length $\ell(\delta)$. Such a surface exists in any connected component of any stratum.

As there is always a systole that passes through a saddle point this inequality also shows that $\text{SR}(g, tr)$ is at least of order $\frac{1}{g}$. The result is, however slightly weaker than **Corollary 1.3**. Using similar methods as in the proof of **Theorem 1.4** we furthermore show that there always exists a certain number of short saddle connections depending on the degree and number of cone points in the surface.

Theorem 1.6 (Short saddle connections). *Let S be a translation surface of genus g in the stratum $\mathcal{H}(K)$ where $K = (k_1, \dots, k_n)$, such that $k_1 \leq k_2 \leq \dots \leq k_n$. Then there exist $\lfloor \frac{n}{2} \rfloor$ saddle connections $(\delta_l)_{l=1, \dots, \lfloor \frac{n}{2} \rfloor}$, such that*

$$\frac{\ell(\delta_1)^2}{\text{area}(S)} \leq \frac{2}{\sqrt{3}(2g-2+n)} \quad \text{and} \quad \frac{\ell(\delta_l)^2}{\text{area}(S)} \leq \frac{4}{\pi(2g+n-2l - \left(\sum_{i=0}^{2l-3} k_{n-i}\right))}, \quad \text{for } l \geq 2.$$

In the largest stratum $\mathcal{H}(1, 1, \dots, 1)$ Equation (1) implies:

Corollary 1.7 (Short saddle connections in $\mathcal{H}(1, 1, \dots, 1)$). *Let S be a translation surface of genus g in the stratum $\mathcal{H}(1, 1, \dots, 1)$. Then there exist $g-1$ saddle connections, such that*

$$\frac{\ell(\delta_1)^2}{\text{area}(S)} \leq \frac{1}{2\sqrt{3}(g-1)} \quad \text{and} \quad \frac{\ell(\delta_l)^2}{\text{area}(S)} \leq \frac{1}{\pi(g-l)} \quad \text{for } l \geq 2.$$

We furthermore present an algorithm to compute the systole in the graph of saddle connections of a given origami surface (see Section 4 for a short introduction to origamis and the graph of saddle connections). The systole in this graph is closely related to the systole of the translation surface. Furthermore, origami surfaces are dense in the space of translation surfaces. This enables us to search systematically for maximal surfaces.

In terms of inequality (2) and **Corollary 1.3** the question is if $\text{SR}(g, tr)$ and $\text{SR}_h(g, tr)$ are of order $\frac{\log(g)^2}{g}$ or of order $\frac{1}{g}$. Our intuition is that the moduli space of translation surfaces is 'large' enough to attain the upper bound that is also attained in the general case. Therefore we conjecture:

Conjecture 1.8. *Let $\text{SR}(g, tr)$ and $\text{SR}_h(g, tr)$ be the supremal systolic ratio and homological systolic ratio in genus g , respectively. Then*

$$\text{SR}(g, tr) \quad \text{and} \quad \text{SR}_h(g, tr) \quad \text{are of order} \quad \frac{\log(g)^2}{g}.$$

This article is structured in the following way. After introducing the necessary tools and definitions in Section 2 we present the results about short geodesics on translation surfaces. Then we give a characterization of maximal surfaces in Section 3. In Section 4, we present the algorithm to calculate the length of a systole for an origami surface.

Acknowledgments

We would like to thank Chris Judge for helpful discussions. The first and the fourth author gratefully acknowledge support by Project I.8 of the DFG-Collaborative Research Centre TRR 195.

2 Short curves on translation surfaces

As translation surfaces have singularities, we first give a proper definition of a geodesic. A curve is a map $\gamma : I \rightarrow S, t \mapsto \gamma(t)$, from an open or closed interval $I \subset \mathbb{R}$ into a translation surface S . A *geodesic* is a piece-wise differentiable curve, such that for all $x \in I \setminus \partial I$ there is a neighborhood U_x of x , such that

$\gamma|_{U_x}$ is an isometry.

By abuse of notation we denote the image $\gamma(I)$ equally by the letter γ . Denote by $\ell(\gamma)$ its length.

A *geodesic arc* $\gamma_{p,q}$ in S is a geodesic in S with starting point p and endpoint q . A *geodesic loop* γ_p in S is a geodesic arc with a single starting and endpoint p .

As the cone angles in the cone points are always bigger or equal to 4π , translation surfaces are local CAT(0) spaces (see for example [Pa], **Theorem 3.15**). It follows that the universal covering space \tilde{S} of a translation surface S is a global CAT(0) space and \tilde{S} is homeomorphic to \mathbb{R}^2 . There exists a group G of Deck transformations with the following properties:

$$S \simeq \tilde{S} \text{ mod } G, \quad G \subset \text{Isom}(S) \text{ and } G \simeq \pi_1(S),$$

where $\text{Isom}(S)$ denotes the group of isometries of S . Furthermore the projection

$$pr : \tilde{S} \rightarrow S$$

is a local isometry. Denote by $B_r(p) \subset S$ an open disk of radius r around $p \in S$. Let

$$U_r(p) = \{q \in S \mid \text{dist}(p, q) < r\},$$

be the set of points with distance smaller than r from p . We define:

Definition 2.1. Let S be a translation surface. The *injectivity radius* $r_p(S)$ of S in p is the supremum of all r , such that $U_r(p)$ is isometric to an open disk in S . We call the *injectivity radius* r_{inj} of S the infimum of all $r_p(S)$:

$$r_{inj} = \inf\{r_p(S) \mid p \in S\}.$$

We now prove **Theorem 1.4**:

Theorem 2.2 (Area estimate). Let S be a translation surface in the stratum $\mathcal{H}(K)$, for $K = (k_1, \dots, k_n)$, such that $k_1 \leq k_2 \leq \dots \leq k_n$. Then

$$\text{SR}(\mathcal{H}(K)) \leq \frac{4}{\pi \cdot (k_n + 1)}.$$

To this end we first show the following lemma:

Lemma 2.3. Let S be a translation surface. Then $r_p(S) = \frac{1}{2}\ell(\mu_p)$, where μ_p is a shortest homotopically non-trivial geodesic loop with starting and endpoint p . Furthermore

$$r_{inj} = \frac{\text{sys}(S)}{2}.$$

Proof. We first prove that $r_p(S) = \frac{1}{2}\ell(\mu_p)$. As μ_p is a homotopically non-trivial geodesic loop, we have that

$$\ell(\mu_p) \geq 2r_p(S).$$

Set $R = r_p(S)$. To prove the other direction, we lift $U_R(p) = B_R(p)$ to the universal covering space \tilde{S} . Let $(B_R(p_i))_{i \in \pi_1(S)}$ be the lifts of $B_R(p)$. Then the closure of two such disks $\overline{B_R(p_m)}$ and $\overline{B_R(p_l)}$ may

intersect, but can only intersect at the boundary. Let without loss of generality $\overline{B_R(p_1)}$ and $\overline{B_R(p_2)}$ two such disks and let q be an intersection point of $\overline{B_R(p_1)}$ and $\overline{B_R(p_2)}$. Let $\gamma_{p_1,q}$ and $\gamma_{p_2,q}$ be the geodesic arcs in $\overline{B_R(p_1)}$ and $\overline{B_R(p_2)}$, respectively, that connect the respective centers and q .

We now show that $p_1 \neq p_2$, from which follows by covering theory that $pr(\gamma_{p_1,q} \cup \gamma_{p_2,q})$ is a non-trivial loop in S .

Suppose $p_1 = p_2$. Then $\gamma_{p_1,q}$ and $\gamma_{p_2,q}$ are different geodesic arcs connecting p_1 and q . But by the Cartan-Hadamard Theorem there can be only one geodesic arc connecting two different points in a CAT(0) space. A contradiction. Hence $pr(\gamma_{p_1,q} \cup \gamma_{p_2,q})$ is a loop μ'_p with base point p of length $2r_p(S)$. Hence the shortest geodesic loop μ_p with base point p has length smaller than or equal to $2r_p(S)$. In total we have:

$$2r_p(S) = \ell(\mu_p).$$

By passing to the infimum we obtain $r_{inj} = \frac{\text{sys}(S)}{2}$, which is the second part of the statement in **Lemma 2.3**. This concludes our proof. \square

Theorem 1.4 is a direct consequence of the following corollary:

Corollary 2.4. *Let S be a translation surface with a cone point of cone angle $2\pi k$. Then*

$$\text{SR}(S) \leq \frac{4}{\pi \cdot k}.$$

Proof. Let p be the cone point of cone angle $2\pi k$. Set $R = r_p(S)$. Then $U_R(p) = B_R(p)$ is an embedded disk of radius R in S . Hence

$$R^2 \pi k = \text{area}(B_R(p)) < \text{area}(S) \quad \text{and} \quad \frac{\text{sys}(S)}{2} = r_{inj} \leq r_p(S) = R.$$

Combining these two inequalities we obtain:

$$\text{SR}(S) \leq \frac{4}{\pi \cdot k},$$

which proves **Corollary 2.4** and therefore **Theorem 1.4**. \square

We now prove that translation surfaces have short saddle connections by expanding embedded disks around cone points, thus providing a proof of **Theorem 1.6**:

Theorem 2.5 (Short saddle connections). *Let S be a translation surface of genus g in the stratum $\mathcal{H}(K)$ where $K = (k_1, \dots, k_n)$, such that $k_1 \leq k_2 \leq \dots \leq k_n$. Then there exist $\lfloor \frac{n}{2} \rfloor$ saddle connections $(\delta_l)_{l=1, \dots, \lfloor \frac{n}{2} \rfloor}$, such that*

$$\frac{\ell(\delta_1)^2}{\text{area}(S)} \leq \frac{2}{\sqrt{3}(2g - 2 + n)} \quad \text{and} \quad \frac{\ell(\delta_l)^2}{\text{area}(S)} \leq \frac{4}{\pi(2g + n - 2l - \left(\sum_{i=0}^{2l-3} k_{n-i}\right))}, \quad \text{for } l \geq 2.$$

We also give a refined estimate in the stratum $\mathcal{H}(1, 1, \dots, 1)$.

Corollary 2.6 (Short saddle connections in $\mathcal{H}(1, 1, \dots, 1)$). *Let S be a translation surface of genus g in the stratum $\mathcal{H}(1, 1, \dots, 1)$. Then there exist $g - 1$ saddle connections, such that*

$$\frac{\ell(\delta_1)^2}{\text{area}(S)} \leq \frac{1}{2\sqrt{3}(g-1)} \quad \text{and} \quad \frac{\ell(\delta_l)^2}{\text{area}(S)} \leq \frac{1 - \frac{\ell(\delta_1)^2 \cdot l}{\text{area}(S)}}{\pi(g-l)} \quad \text{for } l \geq 2.$$

The simplified formula implies **Corollary 1.7** in the introduction.

Proof (Existence of short saddle connections). Let S be a translation surface in the stratum $\mathcal{H}(K)$, where $K = k_1, \dots, k_n$ where

$$k_1 \leq k_2 \leq \dots \leq k_n.$$

Let $(p_i)_{i=1, \dots, n}$ be the n cone points with respective cone angles

$$2\pi \cdot (k_{\sigma(i)} + 1) \quad \text{at } p_i \quad \text{and recall that } \sum_{i=1}^n k_i = 2g - 2.$$

where g is the genus of S . Let $B_\epsilon(p_i)$ be an embedded disk of radius $\epsilon > 0$ around p_i .

The idea is to now expand the radii of these disks successively in $\lfloor \frac{n}{2} \rfloor$ steps until they intersect. This will give us in each step a saddle connection together with an upper bound based on the area of the respective disks. We start with the first step as follows:

Step 1: We expand the radii of the n disks $(B_\epsilon(p_i))_i$ simultaneously until either the closure of two disks with radius r_1 intersect or the closure of a single disk with radius r_1 self-intersects. In the first case, we assume without loss of generality that the two disks $\overline{B_{r_1}(p_1)}$ and $\overline{B_{r_1}(p_2)}$ intersect. In the second case, we assume that $\overline{B_{r_1}(p_1)}$ self-intersects. Connecting the respective saddle points by a geodesic arc, we obtain a saddle connection δ_1 of length $\ell(\delta_1) = 2r_1$. We have

$$\text{area}\left(\biguplus_{i=1}^n B_{r_1}(p_i)\right) = \sum_{i=1}^n \text{area}(B_{r_1}(p_i)) = \sum_{i=1}^n \pi \cdot (k_i + 1)r_1^2 = \pi \cdot (2g - 2 + n)r_1^2.$$

As the union of the disks $\biguplus_{i=1}^n B_{r_1}(p_i)$ is embedded in S , we have furthermore

$$\pi \cdot (n + 2g - 2)r_1^2 = \text{area}\left(\biguplus_{i=1}^n B_{r_1}(p_i)\right) \leq \text{area}(S).$$

As $\ell(\delta_1) = 2r_1$ we obtain from the above inequality an upper bound for $\frac{\ell(\delta_1)^2}{\text{area}(S)}$:

$$\frac{\ell(\delta_1)^2}{\text{area}(S)} \leq \frac{4}{\pi \cdot (2g - 2 + n)}.$$

This inequality is slightly weaker than the one from **Theorem 1.5** which implies that

$$\frac{\ell(\delta_1)^2}{\text{area}(S)} \leq \frac{2}{\sqrt{3} \cdot (2g - 2 + n)}.$$

Step 2: We note that we have at least $n - 2$ remaining disks. We now expand the remaining disks until

- i) the closure of a single disk among these disks self-intersects at radius r_2 . Let without loss of generality $B_{r_2}(p_3)$ be that disk, or
- ii) two different disks, both with radius r_2 , or one with radius r_1 and the second with radius r_2 intersect. Here we assume that $\overline{B_{r_2}(p_3)}$ and $\overline{B_{r_2}(p_4)}$ intersect in the first case or $\overline{B_{r_2}(p_3)}$ and $\overline{B_{r_1}(p_1)}$ intersect in the second case.

In both *Case i)* or *Case ii)*, we obtain a saddle connection $\ell(\delta_2) = 2r_2$ by connecting the respective saddle point or saddle points with a geodesic arc $\delta_2 \neq \delta_1$ of length smaller or equal to $2r_2$. As in *Step 1*, we obtain an upper bound on $r_2 \geq r_1$, as all disks are embedded. In any case we have

$$\sum_{i=3}^n \text{area}(B_{r_2}(p_i)) \leq \text{area}(B_{r_1}(p_1)) + \text{area}(B_{r_1}(p_2)) + \sum_{i=3}^n \text{area}(B_{r_2}(p_i)) \leq \text{area}(S). \quad (5)$$

We recall that $k_1 \leq k_2 \leq \dots \leq k_n$. By the formula for the area of a disk of radius r_2 we therefore obtain

$$\pi \cdot (2g - 4 + n - k_n - k_{n-1})r_2^2 \leq \sum_{i=3}^n \text{area}(B_{r_2}(p_i)) \leq \text{area}(S)$$

We note that the first inequality is nearly optimal if r_1 is close to zero and if p_1 and p_2 have cone angle $2\pi \cdot (k_n + 1)$ and $2\pi \cdot (k_{n-1} + 1)$, respectively. As $\delta_2 = 2r_2$ this implies

$$\begin{aligned} \frac{\ell(\delta_2)^2}{4} &= r_2^2 \leq \frac{\text{area}(S)}{\pi(2g - 4 + n - k_n - k_{n-1})} \text{ hence} \\ \frac{\ell(\delta_2)^2}{\text{area}(S)} &\leq \frac{4}{\pi(2g - 4 + n - k_n - k_{n-1})}. \end{aligned} \quad (6)$$

We proceed this way by expanding in each step l the remaining disks further until a single disk self-intersects or two different disks intersect. In each step we obtain a new saddle connection together with an upper bound of its length. In the l -th step we have at least $n - 2(l - 1)$ remaining disks obtain:

Step l: We obtain a saddle connection $\ell(\delta_l) = 2r_l$ by connecting the respective saddle point or saddle points with a geodesic arc δ_l length smaller or equal to $2r_l$. As in *Step 2*, we obtain an upper bound on r_l

$$\begin{aligned} \frac{\ell(\delta_l)^2}{4} &= r_l^2 \leq \frac{\text{area}(S)}{\pi(2g + n - 2l - \left(\sum_{i=0}^{2l-3} k_{n-i}\right))} \text{ hence} \\ \frac{\ell(\delta_l)^2}{\text{area}(S)} &\leq \frac{4}{\pi(2g + n - 2l - \left(\sum_{i=0}^{2l-3} k_{n-i}\right))}. \end{aligned} \quad (7)$$

In the case of the largest stratum $\mathcal{H}(1, 1, \dots, 1)$ we have that $k_i = 1$ for all i and therefore $n = 2g - 2$. In this case we can get a more refined inequality by taking into account the area of all expanded disks. As $r_1 \leq r_k$ for all k we obtain in case we obtain in *Step l*

$$\begin{aligned} \sum_{i=1}^{2l} \text{area}(B_{r_1}(p_i)) + \sum_{i=2l+1}^n \text{area}(B_{r_l}(p_i)) &\leq \text{area}(S) \text{ hence} \\ \frac{\ell(\delta_l)^2}{\text{area}(S)} &\leq \frac{1 - \frac{\ell(\delta_1)^2 \cdot l}{\text{area}(S)}}{\pi(g - l)} \end{aligned} \quad (8)$$

Hence we obtain after $\lfloor \frac{n}{2} \rfloor$ steps the second part of **Theorem 1.6**. The algorithm ends indeed after $\lfloor \frac{n}{2} \rfloor$ steps if in each step we obtain a saddle connection between two new saddle points. This concludes the proof of **Theorem 2.5** and **Corollary 2.6**. \square

Lemma 2.3 implies that if the systole of a translation surface is large, then it is embedded in a large disk. In this case the systole is also embedded in a large tube, as we will see in the following.

Let $\eta \subset S$ be a simple closed geodesic in S . We define a neighborhood $U_w(\eta)$ around η of width w by

$$U_w(\eta) = \{p \in S \mid \text{dist}(p, \eta) < w\}.$$

We call the *maximal collar width* ω_η of η the supremum of all w , such that $U_w(\eta)$ is isometric to an annulus in S . Finally, for $w \leq \omega_\eta$ we call the set

$$C_w(\eta) = \{p \in S \mid \text{dist}(p, \eta) < w\}.$$

a *collar* $C_w(\eta)$ around η of width $w < \omega_\eta$ or *cylinder*. We call a collar $C_w(\eta)$ of width $w = \omega_\eta$ the *maximal collar* of η . We have:

Lemma 2.7 (Collar lemma for systoles). *Let α be a systole of a translation surface S . Then the maximal collar $C_{\omega_\alpha}(\alpha)$ of α has width*

$$\omega_\alpha > \frac{\ell(\alpha)}{4}.$$

The lemma uses similar arguments as the proof for the disks. A version for hyperbolic Riemann surfaces, which uses the same arguments can be found in [AM1]. For the sake of completeness we repeat the proof here.

Proof. Let α be a systole of a translation surface S of genus $g \geq 2$. The closure $\overline{C_{\omega_\alpha}(\alpha)}$ of the maximal collar of α self-intersects in a point p . There exist two geodesic arcs δ' and δ'' of length ω_α emanating from α and having the endpoint p in common. These two arcs meet α at an angle $\theta \geq \frac{\pi}{2}$ and form a geodesic arc δ . The endpoints of δ on α divide α into two parts. We denote these two arcs on α by α' and α'' . Let without loss of generality $\alpha' \leq \alpha''$ be the shorter arc of these two. We note that δ is not freely homotopic with fixed endpoints to α' or α'' as the universal covering of S is a global CAT(0) space. We have that

$$\ell(\alpha') \leq \frac{\ell(\alpha)}{2}.$$

Let β be the simple closed geodesic in the free homotopy class of $\alpha' \cdot \delta$. We have that

$$\ell(\beta) < \ell(\alpha') + \ell(\delta) \leq \frac{\ell(\alpha)}{2} + 2\omega_\alpha.$$

Now if $\omega_\alpha \leq \frac{\ell(\alpha)}{4}$ then it follows from this inequality that $\ell(\beta) < \ell(\alpha)$. A contradiction to the minimality of α . \square

Hence each systole α in a translation surface S has a collar $C_{\frac{\ell(\alpha)}{4}}(\alpha)$ of width $\frac{\ell(\alpha)}{4}$, which is embedded in S . From this fact we also obtain an upper bound for the length of a systole via an area argument. However, this estimate is not better than the one given in the introduction in inequality (2).

Next we prove that translation surfaces have the following remarkable property:

Proposition 2.8. *Let S be a translation surface, then there exist a systole of S that passes through a cone point.*

Proof of Proposition 2.8. Let S be a translation surface and let γ be a simple closed geodesic in S that does not intersect a cone point. Let $\epsilon > 0$ be a sufficiently small positive real number such that

$$C_\epsilon(\gamma) = \{p \in M \mid \text{dist}(p, \gamma) < \epsilon\}$$

be a flat cylinder around γ that does not contain any cone points. Expand the cylinder until at width w $\overline{C_w(\gamma)}$ intersects a cone point p at its boundary

$$\partial \overline{C_w(\gamma)} = \partial_1 \overline{C_w(\gamma)} \cup \partial_2 \overline{C_w(\gamma)}.$$

Let without loss of generality $\gamma' = \partial_1 \overline{C_w(\gamma)}$ be the boundary part containing the cone point p . Now p might divide γ' into two or more simple closed geodesics, or not. In the first case, let γ'' be such a geodesic, that is contained in γ' and that contains p ; in the second case, set $\gamma'' = \gamma'$. Now

$$\ell(\gamma) = \ell(\gamma') \geq \ell(\gamma'').$$

Hence, for each simple closed geodesic γ there exists a simple closed geodesic γ'' of equal or smaller length than γ that passes through a cone point (see also [Ma], **Lemma 4.1.2**). Hence the minimum $\text{sys}(S)$ is attained in at least one simple closed geodesic that passes through a cone point, from which follows **Proposition 2.8**. \square

Finally we prove **Theorem 1.2**:

Theorem 2.9 (Intersystolic inequalities). *Let $\text{SR}(g, tr)$ and $\text{SR}_h(g, tr)$ be the supremal systolic ratio and homological systolic ratio in genus g . Then*

$$\frac{\text{SR}(g, tr)}{k} \leq \text{SR}(k(g-1) + 1, tr) \text{ and } \frac{\text{SR}_h(g, tr)}{k} \leq \text{SR}_h(k(g-1) + 1, tr)$$

Proof. Let S be a surface of genus g . Recall that every translation surface contains infinitely many regular closed geodesics, i.e. closed geodesics which do not contain a cone point. This was shown for $g \geq 2$ in [Mas, Theorem 2] and can be directly seen for flat tori. Furthermore, closed geodesics are non-separating, since by the Poincaré recurrence theorem every trajectory leaving the geodesic in a fixed transverse direction v returns to the geodesic or hits a singularity. There are only finitely many trajectories which hit a singularity before coming back to the geodesic. Every returning trajectory connects the two sides of the geodesics in its complement.

We now cut S along a non-separating regular closed geodesic to obtain a surface S^c with two boundary geodesics α_1 and α_2 . We then construct a cyclic cover \tilde{S} of S by pasting k copies $(S_i^c)_{i=1, \dots, k}$ of S^c with boundary curves α_1^i and α_2^i together. To this end we identify the boundaries of the different $(S_i^c)_{i=1, \dots, k}$ in the following way

$$\alpha_1^k \sim \alpha_2^1 \text{ and } \alpha_1^i \sim \alpha_2^{i+1} \text{ for } i = 1, \dots, k-1 \quad (9)$$

to obtain a cyclic cover. We denote the surface of genus $k(g-1) + 1$ obtained according to this pasting scheme as

$$\tilde{S} = S_1^c + S_2^c + \dots + S_k^c \mod (9).$$

As the covering is cyclic we have for the systole and homological systole of S :

$$\text{sys}(S) \leq \text{sys}(\tilde{S}) \quad \text{and} \quad \text{sys}_h(S) \leq \text{sys}_h(\tilde{S}).$$

Theorem 2.9 then follows by taking a maximal surface in the case of $\text{SR}(g, tr)$ or a sequence of surfaces $(S_n)_n$ whose systole length converges to $\text{SR}_h(g, tr)$ in the case of $\text{SR}_h(g, tr)$. \square

We note that in our construction we do not cut S through a cone point. Therefore we obtain a covering surface \tilde{S} with a controlled number of cone points. This means if S is in the stratum $\mathcal{H}(K)$, where $K = (k_1, \dots, k_n)$ and \tilde{S} is a cyclic cover of order l then

$$\tilde{S} \in \mathcal{H}(K^l), \quad \text{where} \quad K^l = \underbrace{(K, K, \dots, K)}_{l \text{ times}}.$$

Hence we also obtain:

Corollary 2.10. *Let $\text{SR}(\mathcal{H}(K))$ and $\text{SR}_h(\mathcal{H}(K))$ and supremal systolic ratio and homological systolic ratio in the stratum $\mathcal{H}(K)$, where $K = (k_1, \dots, k_n)$ and let $K^l = \underbrace{(K, K, \dots, K)}_{l \text{ times}}$ Then*

$$\frac{\text{SR}(\mathcal{H}(K))}{l} \leq \text{SR}(\mathcal{H}(K^l)) \quad \text{and} \quad \frac{\text{SR}_h(\mathcal{H}(K))}{l} \leq \text{SR}_h(\mathcal{H}(K^l))$$

3 A characterization of maximal surfaces

In this section we prove that in a maximal surface S_{max} of a given stratum every simple closed geodesic that does not pass through a cone point is intersected by a systole. This will prove **Theorem 1.1**:

Theorem 3.1. *Suppose that S_{max} is a maximal translation surface in the stratum $\mathcal{H}(K)$, for $K = (k_1, \dots, k_n)$. Then every simple closed geodesic, that does not run through a cone point is intersected by a systole of S_{max} .*

Observe that we explicitly use the existence of a maximal surface in this proof. [JP] explicitly construct maximal surfaces in $\mathcal{H}(2g - 2)$ and conjecture a maximal surface in $\mathcal{H}(1, 1)$. However, it is to our knowledge not known in general, whether each stratum contains a maximal surface. Whereas it is true, that the full moduli space \mathcal{M}_g^{tr} does contain a surface with a systole of maximal length for the following reason. For fixed genus g consider a sequence $(S_n)_{n \geq 1}$ of surfaces whose systolic ratio converges to the supremum, i.e.

$$\lim_{n \rightarrow \infty} \text{SR}(S_n) = \text{SR}(g, tr).$$

As $\text{SR}(g, tr) \geq \frac{0.58}{g-1}$ we know that this sequence does not converge to the boundary of the moduli space \mathcal{M}_g^{tr} . Hence the maximum is attained, as

$$M_g = \{S \in \mathcal{M}_g^{tr} \mid \text{SR}(S) \geq \frac{0.58}{g-1}\}$$

is compact. Note that for the homological systole we do not know if the systole length converges to zero if $\text{sys}_h(\cdot)$ of a sequence of surfaces converges to $\text{SR}_h(g, tr)$. Therefore the same argument might not apply in this case.

Proof of Theorem 3.1. Let S_{max} be a maximal translation surface in the stratum $\mathcal{H}(k_1, \dots, k_n)$. Let γ be a simple closed geodesic that does not pass through a cone point. Now, for some $\epsilon > 0$, γ is embedded in a flat cylinder $C_\epsilon(\gamma)$ that does not contain a cone point. Assume that no systole intersects γ . As every geodesic, that intersects $C_\epsilon(\gamma)$ intersects γ , we have that no systole intersects $C_\epsilon(\gamma)$. Now, the length spectrum of a translation surface is discrete. Hence for any simple closed geodesic η that is not a systole, we have:

$$\ell(\eta) > \text{sys}(S_{max}) + \delta, \text{ for some } \delta > 0 \text{ independent of } \eta.$$

We can construct a new translation surface S'_{max} from S_{max} by replacing the cylinder $C_\epsilon(\gamma)$ by a smaller cylinder $C_{\epsilon'}(\gamma)$ of width $\epsilon > \epsilon' > 0$. Here we choose ϵ' in a way such that no simple closed geodesic η' not homotopic to η and intersecting $C_{\epsilon'}(\gamma)$ in S'_{max} is smaller than $\text{sys}(S_{max})$. This way we can construct a comparison surface S'_{max} , such that

$$\text{sys}(S'_{max}) = \text{sys}(S_{max}) \text{ but } \text{area}(S'_{max}) < \text{area}(S_{max}), \text{ hence } \text{SR}(S'_{max}) > \text{SR}(S_{max}).$$

But this is a contradiction to the fact that S_{max} is maximal. Hence our assumption that γ is not intersected by a systole is wrong. Therefore any simple closed geodesic that does not contain a cone point is intersected by a systole. This proves **Theorem 3.1**. \square

4 Systole lengths of origami surfaces

A crucial role in the understanding of translation surfaces is played by flat surfaces called origamis or square-tiled surfaces, see e.g. [Sci2] for a more elaborate introduction. These lie dense in the space of translation surfaces. They are defined by gluing finitely many copies of the Euclidean unit squares together along the upper and lower or the right and left edges. An origami O is the collection of the corresponding gluing data. It is entirely determined by two permutations σ_a and σ_b in S_d , where d is the number of squares, σ_a describes the horizontal gluings and σ_b describes the vertical gluings. More precisely we label the squares by $1, \dots, d$. The right edge of the square with label i is glued by a translation with the left edge of the square with label $\sigma_a(i)$. Similarly, the upper edge of the square with label i is glued by a translation with the lower edge of the square with label $\sigma_b(i)$. The resulting surface S is then tessellated by squares and naturally carries a translation structure (see **Figure 1**). A more detailed explanation of how to describe origamis in different combinatorial ways can be found in [Sci1, Section 2]. The group $\text{SL}(2, \mathbb{Z})$ acts on the set of origamis: For $A \in \text{SL}(2, \mathbb{Z})$ and an origami O we apply the affine map $z \mapsto Az$ to each square of O (see [We, Section 2.2]). We denote the corresponding translation surface by $A \cdot S$. Observe that the geodesics in a direction v on S become geodesics in the direction $A \cdot v$ on $A \cdot S$.

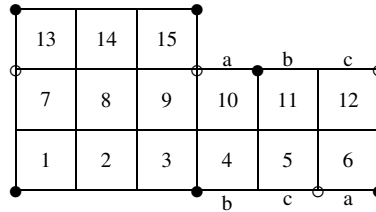


Figure 1: A surface S defined by an origami O . Edges with same labels are glued. Each edge without label is glued to the one which lies opposite to it. S has two singularities \bullet and \circ .

Let from now on S be a translation surface, let $\text{sys}(S)$ be the length of its systoles and let p_1, \dots, p_m be its singularities. One crucial ingredient in the study of the systoles of S is the fact that the systoles are concatenations of saddle connections. Therefore, we consider the graph Γ of saddle connections.

Definition 4.1. *The graph Γ of saddle connections is the graph whose vertices are singularities. It has an edge between two vertices for each saddle connection which connects the two corresponding singularities. Γ becomes a weighted graph by assigning to each edge the length of the corresponding saddle connection.*

We write for an edge-path c in a graph $c = c_1 \dots c_n$, if c is the concatenation of the edges c_1, \dots, c_n . Observe that the edge-path $c = c_1 \dots c_n$ in the graph Γ of saddle connections defines the path $\gamma = \gamma_1 \dots \gamma_n$ on S , where γ_i is the saddle connection corresponding to c_i . We consider γ as a directed path on S and call it the realization of c . Conversely, any concatenation γ of saddle connections on S defines an edge-path c in Γ . The graph Γ becomes a metric space by assigning to each edge its weight as length. We denote the length of an edge-path c with respect to this metric by $\ell(c)$, i.e. $\ell(c)$ is the sum of the weights of the edges of c . We further consider the combinatorial length of c which is the number of edges that c contains. Recall that an edge path $c = c_1 \dots c_n$ has backtracking, if there are two consecutive edges c_i and c_{i+1} which are inverse to each other. The edge-path c is called reduced, if it does not have backtracking. We call a shortest non-trivial closed reduced edge-path in Γ a systole of Γ . Recall that systoles of S are concatenations of saddle connections. Thus systoles of S correspond to shortest closed edge paths in Γ whose realization on the surface S is not null homotopic. In **Proposition 4.2** we give a criterion when a systole of Γ defines a path on S which is null homotopic. For an edge-path $c = c_1 \dots c_n$ and its realization $\gamma = \gamma_1 \dots \gamma_n$ we consider for each vertex v_i between c_{i-1} and c_i the angle at the vertex v_i . This is the angle of the oriented path γ between γ_{i-1} and γ_i . If c is a closed edge-path, we obtain in the same way a further angle at the vertex v_1 between c_n and c_1 .

Proposition 4.2. *Let c be a systole of Γ and let γ be its realization on the surface S . Then γ is null homotopic if and only if c is of combinatorial length 3 and the angles of γ at all singularities are smaller than π .*

We first show **Lemma 4.4**, **Lemma 4.5** and **Lemma 4.6** as preparation for the proof of **Proposition 4.2**. As major tool we will use the following description of geodesics on translation surfaces by Dankwart. Observe that what there is called a 'local geodesic' is what we call a 'geodesic' in our article.

Lemma 4.3 (Dankwart). *A path $c : [0, T] \rightarrow S$ is a local geodesic if and only if it is continuous and a sequence of straight line segments outside the set Σ of singularities. At the singularities $x = c(t)$ the consecutive line segments make a flat angle at least π with respect to both boundary orientations. A compact local geodesic $c : [0, T] \rightarrow S$ can be extended to a locally geodesic line $c' : \mathbb{R} \rightarrow S$.*

We use the following notations: For a directed path γ we denote its inverse path by γ^- . For two points a and b on γ we denote by $\gamma_{a,b}$ the shortest subpath of γ from a to b , i.e. $\gamma_{a,b}$ is a subpath of γ which starts at a and ends as soon as γ hits the first time b . We further denote by $\ell(\gamma_{a,b})$ the length of $\gamma_{a,b}$. Finally, an embedded triangle Δ of S is the image of a map $\phi : T \rightarrow S$, where T is a triangle of the Euclidean plane \mathbb{R}^2 such that $\phi(T^{\text{int}})$ does not contain any singularity and $\phi|_{T^{\text{int}}}$ is an embedding which is on charts a translation. Here T^{int} denotes the interior of T . The vertices and edges of Δ are the images of the vertices and edges of T . Observe that the edges of Δ are by construction geodesics on S .

Lemma 4.4. *Let c be a systole of Γ with realization γ . Then γ has no self-intersections.*

Proof. Suppose that x is a point of self-intersection. Then x cannot be a singularity, since in this case it would have to be a vertex of the edge-path c . But then c would not be of minimal length. Hence x is contained in the interior of two edges γ_i and γ_j of γ . Let v_1 and v_2 be start and end point of γ_i and v_3 and v_4 start and end point of γ_j . Let $\gamma' = \gamma_{v_2, v_3}$ and $\gamma'' = \gamma_{v_4, v_1}$ such that γ is the concatenation $\gamma_i \cdot \gamma' \cdot \gamma_j \cdot \gamma''$. Choose a convex neighborhood U of x which does not contain any singularities. Let y be a point in U on $\gamma_{v_1, x}$ and z be a point in U on $\gamma_{v_3, x}$. Let furthermore w_1 be the geodesic segment in U from y to z . Let $h_1 = \gamma_{v_1, y}$ and $h_2 = (\gamma^-)_{z, v_3}$. Consider the path $h_1 \cdot w_1 \cdot h_2$ from v_1 to v_3 . This path is shorter than $\ell(\gamma_{v_1, x}) + \ell(\gamma_{v_3, x})$. Let h be a shortest geodesic from v_1 to v_3 . Then by **Lemma 4.3** h is a concatenation of saddle connections and we have

$$\ell(h) \leq \ell(h_1 \cdot w_1 \cdot h_2) < \ell(\gamma_{v_1, x}) + \ell(\gamma_{v_3, x}).$$

Let h' be a shortest geodesic from v_2 to v_4 . Similarly, we have

$$\ell(h') < \ell(\gamma_{v_2, x}) + \ell(\gamma_{v_4, x}).$$

We thus get the following closed path which is a concatenation of saddle connections:

$$\tilde{\gamma} = h \cdot \gamma'^- \cdot h' \cdot \gamma''$$

and we have $\ell(\tilde{\gamma}) = \ell(h) + \ell(\gamma') + \ell(h') + \ell(\gamma'') < \ell(\gamma_{v_1, x}) + \ell(\gamma_{v_3, x}) + \ell(\gamma') + \ell(\gamma_{v_2, x}) + \ell(\gamma_{v_4, x}) + \ell(\gamma'') = \ell(\gamma)$. Let \tilde{c} be the closed edge-path in Γ defined by $\tilde{\gamma}$. Observe that \tilde{c} may have backtracking. It remains to show that the path \tilde{c}^{red} obtained after removing all backtrackings in this path, it is non-trivial. But since γ is of minimal length, it follows that γ' and γ'' have no common vertices and thus \tilde{c}^{red} is non-trivial. Hence \tilde{c}^{red} is a closed reduced edge-path in Γ which is shorter than c . This is a contradiction to the fact that c is a systole of Γ . \square

Lemma 4.5. *Let c be a systole of Γ of combinatorial length at least 4 and let γ be its realization. Then γ is not null homotopic.*

Proof. We write the edge-path c as concatenation $c_1 \dots c_n$ of edges and its realization γ as concatenation $\gamma_1 \dots \gamma_n$ of the corresponding saddle connections. Suppose that γ is null homotopic. By **Lemma 4.4** this implies that γ bounds a topological disk D , i.e. a region homeomorphic to a disk. The boundary of D is a polygon P whose edges are the saddle connections $\gamma_1, \dots, \gamma_n$. Without loss of generality we may assume that D lies on the left-hand side of γ . We may choose a triangulation of this polygon such that all singularities are vertices. We then obtain from the discrete Gauss-Bonnet theorem ([Up, Thm 6.4])

$$\sum_{v \in P_{int}} d(v) + \sum_{v \in P} \alpha_{ext}(v) = 2\pi \cdot \chi(P) = 2\pi. \quad (10)$$

Here the first sum runs over all singularities v inside the polygon, i.e. in the interior of D , and we have $d(v) = -k_v \cdot 2\pi < 0$, where k_v is the order of the singularity v . The second sum runs over the vertices of the polygon P and $\alpha_{ext}(v)$ is defined as $\alpha_{ext}(v) = \pi - \alpha_{int}(v)$, where $\alpha_{int}(v)$ is the internal angle of the polygon P at the vertex v .

Suppose that we have for all vertices v that $\alpha_{int}(v) \geq \pi$. Then both sums on the left side of the equation are non positive and we obtain a contradiction. Hence we may assume that the internal angle of P between γ_1 and γ_2 is smaller than π . Denote by v_1 the starting point of γ_1 , by v_2 the end point of γ_1 which is equal to the starting point of γ_2 and by v_3 the end point of γ_2 .

We show in the following that for all vertices $v \notin \{v_1, v_2, v_3\}$ the angle $\alpha_{int}(v)$ of the polygon P at

v is greater or equal to π . Suppose that $\alpha_{int}(v) < \pi$. Hence the concatenation of saddle connections γ_{v_3, v_1} contains an angle smaller than π and is by **Lemma 4.3** not a local geodesic. In particular its length is not equal to $d(v_1, v_3)$. The same is true for $\gamma_{v_1, v_3} = \gamma_1 \cdot \gamma_2$. S is a geodesic space, hence we may choose a path γ' from v_3 to v_1 which realizes this distance. This is again by **Lemma 4.3** a concatenation of saddle connections. Let c' be the corresponding path in the graph Γ of saddle connections. Then the concatenation $c_1 \cdot c_2 \cdot c'$ is a closed edge path in Γ which is shorter than c . The path is non-trivial since γ' has length different from γ_{v_1, v_3} . This is a contradiction to the minimal length condition on c .

Now, choose the point y_ε on γ_2 at largest distance $\varepsilon > 0$ from v_2 such that there exists an embedded triangle Δ_ε in the closure of D with vertices v_1, v_2 and y_ε . Here $y_\varepsilon = v_3$ is possible. The edge γ' from v_1 to y_ε of the triangle Δ_ε then contains a singularity v' different from v_1 . If $y_\varepsilon = v_3$ then it is possible that $v' = v_3$. If γ' contains several such singularities we choose v' as the one closest to v_1 . Observe first that by construction the interior of Δ_ε does not contain any singularity. Since γ has no self-intersection this implies that either v' lies in the interior of the polygon P or on its boundary. In the latter case it is one of the vertices of c .

In the first case, the fact that at most three interior angles of P are smaller than π implies by (10) :

$$2\pi = \sum_{v \in P_{int}} d(v) + \sum_{v \in P} \alpha_{ext}(v) \leq -2\pi + 3\pi = \pi$$

which is a contradiction. In the second case, namely that v' is one of the vertices of the polygon P , we consider the two subpaths $\gamma_{v_3, v'}$ and γ_{v', v_1} and the corresponding edge paths $c_3 \dots c_k$ and $c_{k+1} \dots c_n$ in the graph Γ . Consider the Euclidean triangle Δ_ε . Suppose first that $v' \neq v_3$, i.e. v' lies in the interior of the edge γ' between v_1 and v_3 . Let γ'' be the geodesic from v' to v_2 in the interior of Δ_ε . In particular γ'' is a saddle connection and thus defines an edge c'' in the graph Γ . By Euclidean geometry we have that $\ell(\gamma'') < \ell(\gamma_1)$ or $\ell(\gamma'') < \ell(\gamma_2)$. If $\ell(\gamma'') < \ell(\gamma_1)$, then consider the path $c''c_2c_3 \dots c_k$ which will be shorter than c . If $\ell(\gamma'') < \ell(\gamma_2)$, then consider the closed edge path $c_1c''c_{k+1} \dots c_n$ and again it will be shorter than c . In both cases the constructed closed edge path is non-trivial since the two sets $\{c_1, c_2\}$ and $\{c_3, \dots, c_n\}$ are disjoint. Thus in both cases we obtain a contradiction to the minimal length condition on c .

Finally, consider the case that $v' = v_3$. Then let c' be the edge-path in Γ defined by the edge γ' of Δ_ε from v_1 to v_3 . Furthermore consider $\gamma'' = \gamma_{v_3, v_1}$ and let c'' be the corresponding edge path in Γ . Now $c' \cdot c''$ is a closed edge path in Γ which is shorter than c . If it was trivial, then c would consist of three edges. Hence $c' \cdot c''$ is again a non-trivial edge path shorter than c which is a contradiction. This finishes the proof. \square

Lemma 4.6. *Let c be a systole of Γ of combinatorial length 3 which has at least one angle smaller than π , then its realization γ on S is null homotopic.*

Proof. Let $c = c_1c_2c_3$ be the given closed edge path with vertices v_1, v_2 and v_3 and let $\gamma = \gamma_1 \cdot \gamma_2 \cdot \gamma_3$ be its realization on the surface S . Suppose that the angle at v_2 is smaller than π (cf. **Figure 2**). Let $x_1 \neq v_2$ be the point on γ_2 of largest distance from v_2 such that there exists an embedded Euclidean triangle Δ_1 on S with vertices v_1, v_2 and x_1 and edges $\gamma_1^{(1)} = \gamma_1$ and $\gamma_2^{(1)} = \gamma_{v_2, x_1}$. Let $\gamma_3^{(1)}$ be the third edge of Δ_1 from x_1 to v_1 . By triangle inequality we have that

$$\ell(\gamma_3^{(1)}) < \ell(\gamma_1^{(1)}) + \ell(\gamma_2^{(1)}). \quad (11)$$

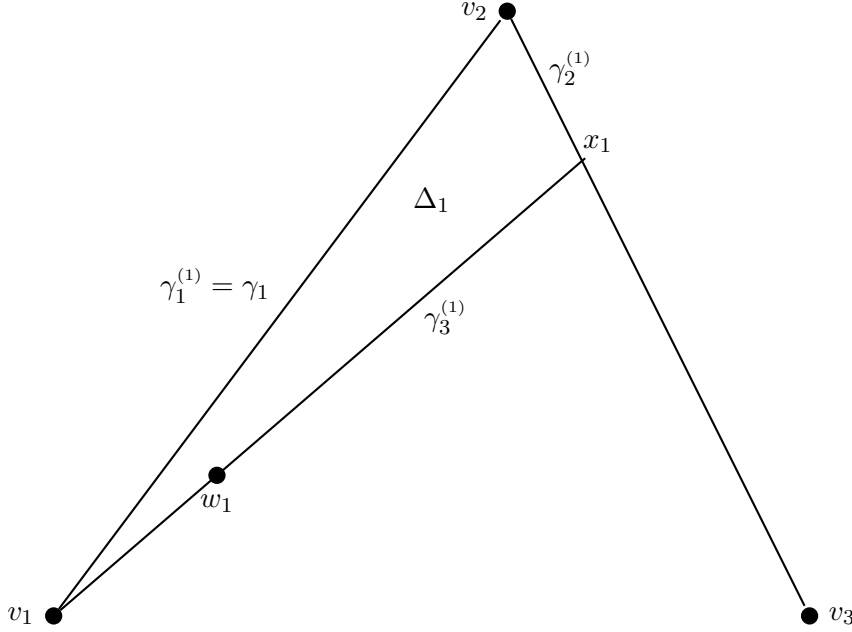


Figure 2: Filling in a triangle in a shortest closed concatenation of saddle connections on S .

We first consider the case that $x_1 = v_3$. We then obtain that $\gamma_3^{(1)}$ is a saddle connection from v_3 to v_1 . Let $c_3^{(1)}$ be the corresponding edge in the graph Γ . If we had $\gamma_3^{(1)} \neq \gamma_3$, then $c_3^{(1)} c_3^-$ would be a non-trivial closed reduced edge-path in Γ with $\ell(c_3^{(1)} c_3^-) = \ell(c_3^{(1)}) + \ell(c_3^-) \stackrel{(11)}{<} \ell(c_1) + \ell(c_2) + \ell(c_3) = \ell(c)$. This contradicts the assumption of shortest length of c . Hence we obtain that $\gamma_3^{(1)} = \gamma_3$. It follows that γ is the boundary of Δ and thus null homotopic.

Suppose now $x_1 \neq v_3$ and therefore x_1 lies on the interior of γ_2 . Then the geodesic segment $\gamma_3^{(1)}$ from x_1 to v_1 contains a singularity which we call w_1 (cf. **Figure 3**). We consider the concatenation $\delta_1 = \gamma_3^{(1)-} \cdot \gamma_{2x_1,v_3}$ of two geodesic segments. Its angle at x_1 is smaller than π . We can again fill in a triangle Δ_2 . More precisely, we choose the point $x_2 \neq x_1$ on γ_{2x_1,v_3} at largest distance from x_1 such that there exists an embedded triangle Δ_2 with vertices w_1, x_1 and x_2 and edges $\gamma_1^{(2)} = \gamma_3^{(1)-}_{w_1,x_1}$ and $\gamma_2^{(2)} = \gamma_{2x_1,x_2}$. We denote its third edge from x_2 to w_1 by $\gamma_3^{(2)}$. Again by triangle inequality we have:

$$\ell(\gamma_3^{(2)}) < \ell(\gamma_1^{(2)}) + \ell(\gamma_2^{(2)}). \quad (12)$$

We denote $\gamma_1' = \gamma_3^{(1)-}_{v_1,w_1}$ and $\delta_2 = \gamma_1' \cdot \gamma_3^{(2)} \cdot \gamma_{2x_2,v_3}$ (highlighted in green) and obtain:

$$\ell(\delta_2) = \ell(\gamma_1') + \ell(\gamma_3^{(2)}) + \ell(\gamma_{2x_2,v_3}) \stackrel{(12)}{<} \ell(\gamma_3^{(1)}) + \ell(\gamma_{2x_1,v_3}) \stackrel{(11)}{<} \ell(\gamma_1) + \ell(\gamma_2).$$

If $x_2 = v_3$, then the path δ_2 is a concatenation of saddle connections from v_1 to v_3 which is by construction homotopic to $\gamma_1 \cdot \gamma_2$. Furthermore, we have $\ell(\delta_2) < \ell(\gamma_1) + \ell(\gamma_2)$. We now consider the path $\delta_2 \cdot \gamma_3$. If this path was not null homotopic, then it would induce a closed edge-path in Γ which after removing backtrackings would be still non-trivial. Furthermore the path would be shorter than c . This is a contradiction to the minimality condition of c . Hence the path $\delta_2 \cdot \gamma_3$ is null homotopic. Thus using that δ_2 is homotopic to $\gamma_1 \cdot \gamma_2$ we obtain that $\gamma = \gamma_1 \cdot \gamma_2 \cdot \gamma_3$ is null homotopic.

If $x_2 \neq v_3$, then we iterate the process of gluing in triangles: Suppose that the vertex x_{k-1} of triangle Δ_{k-1} fulfills $x_{k-1} \neq v_3$. This implies that its edge $\gamma_3^{(k-1)}$ contains in its interior a singularity w_{k-1} .

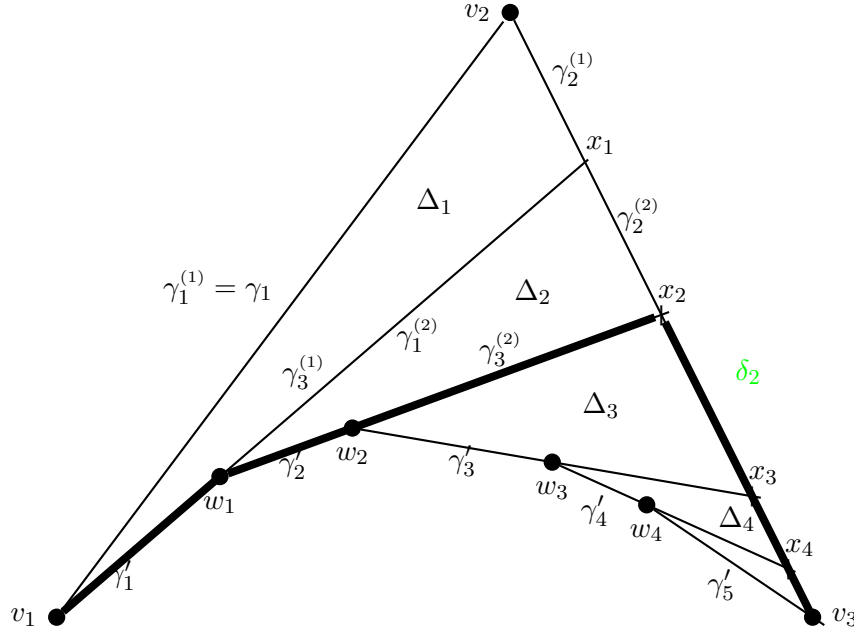


Figure 3: Iteration of filling in triangles in a shortest closed concatenation of saddle connections on S .

The concatenation $\gamma_3^{(k-1)-} \cdot \gamma_{2x_{k-1},v_3}$ has at x_{k-1} an angle smaller than π . We can fill in the triangle Δ_k as follows. We choose x_k as point on γ_{2x_{k-1},v_3} at largest distance from x_{k-1} such that there exists an embedded triangle Δ_k with vertices w_{k-1} , x_{k-1} and x_k and edges $\gamma_1^{(k)} = \gamma_3^{(k-1)-} \cdot \gamma_{w_{k-1},x_{k-1}}$ and $\gamma_2^{(k)} = \gamma_{2x_{k-1},x_k}$. We denote its third edge from x_k to w_{k-1} by $\gamma_3^{(k)}$. By triangle inequality we then have:

$$l(\gamma_3^{(k)}) < l(\gamma_1^{(k)}) + l(\gamma_2^{(k)}). \quad (13)$$

We denote $\gamma'_{k-1} = \gamma_3^{(k-1)-} \cdot \gamma_{w_{k-2},w_{k-1}}$ and $\delta_k = \gamma'_1 \cdot \dots \cdot \gamma'_{k-1} \cdot \gamma_3^{(k)} \cdot \gamma_{2x_k,v_3}$ and obtain:

$$\begin{aligned} \ell(\delta_k) &= \ell(\gamma'_1) + \dots + \ell(\gamma'_{k-1}) + \ell(\gamma_3^{(k)}) + \ell(\gamma_{2x_k,v_3}) \\ (13) \quad &< \ell(\gamma'_1) + \dots + \ell(\gamma'_{k-1}) + \ell(\gamma_1^{(k)}) + \ell(\gamma_2^{(k)}) + \ell(\gamma_{2x_k,v_3}) \\ &= \ell(\gamma'_1) + \dots + \ell(\gamma'_{k-2}) + \ell(\gamma_3^{(k-1)}) + \ell(\gamma_{2x_{k-1},v_3}) \\ &= \ell(\delta_{k-1}) \stackrel{\text{induction}}{<} \ell(\gamma_1) + \ell(\gamma_2). \end{aligned}$$

Since the singularities lie discrete in S , this process must stop. Hence there exists some k with $x_k = v_3$. We then have that δ_k is a concatenation of saddle connections from v_1 to v_3 which is homotopic to $\gamma_1 \cdot \gamma_2$. Similarly as in the argumentation before, we conclude that δ_1 is homotopic to γ_3^- since otherwise we obtain a contradiction to the minimality of c . And thus we obtain that γ_3^- is homotopic to $\gamma_1 \cdot \gamma_2$ and equivalently γ is null homotopic. \square

Proof of Proposition 4.2. Let n be the combinatorial length of c . Let us first treat the cases $n = 1$ and $n = 2$. If $n = 1$, then γ is a saddle connection. It follows in the same way as for closed geodesics by the Poincaré recurrence theorem that γ is not null homologous (cf. proof of **Theorem 2.9**) and thus in particular not null homotopic. If $n = 2$ we obtain that γ is not null-homotopic in the following way. Let $c = c_1 c_2$ with vertices v_1 and v_2 . Assume that γ is null homotopic. By **Lemma 4.4** γ has no self-intersections and bounds a topological disk. We consider again the discrete Gauss-Bonnet theorem ([Up, Thm 6.4]) which gives us in this case:

$$2\pi = \sum_v d(v) + \alpha_{ext}(v_1) + \alpha_{ext}(v_2),$$

where the first sum runs over all singularities v inside the bigon bounded by γ . Recall that we have $d(v) = -k_v \cdot 2\pi$, where k_v is the order of the singularity v . Hence $d(v) < 0$ for each singularity v . Further $\alpha_{ext}(v_i) \leq \pi$ for each vertex v_i implies that there is no singularity inside the topological disk and that the angle at both vertices of c are π . However then c_1 and c_2 are saddle connections of the same direction. Then, similarly as for a single saddle connection, Poincaré's recurrence theorem implies that γ is not null homologous and in particular not null homotopic. Hence we have a contradiction.

If the combinatorial length of c is greater than 3, then **Lemma 4.5** implies that γ is not null homotopic. Suppose now that $c = c_1 c_2 c_3$ is of combinatorial length 3 and the angle at one vertex, let us say at v_2 , is greater than π . Suppose that v_1, v_2, v_3 are the start vertices of c_1, c_2 and c_3 and the end vertices of c_3, c_1 and c_2 , respectively. We show that c is not null homotopic. Suppose it is null homotopic. Then again by **Lemma 4.4** this implies that γ bounds a topological disk. In this case the discrete Gauss-Bonnet theorem ([Up, Thm 6.4]) gives us:

$$2\pi = \sum_v d(v) + \sum_{i=1}^3 \alpha_{ext}(v_i)$$

The first sum runs over all singularities v inside the triangle bounded by γ . We have $d(v) < 0$ for all v 's. Furthermore we have $\alpha_{ext}(v_i) = \pi - \alpha_{int}(v_i) < \pi$ and $\alpha_{int}(v_2) \geq \pi$ which implies $\alpha_{ext}(v_2) \leq 0$. Altogether we obtain $2\pi = \sum_v d(v) + \sum_{i=1}^3 \alpha_{ext}(v_i) < 2\pi$ which is a contradiction. Hence γ is not null homotopic. Finally, **Lemma 4.6** shows that if $n = 3$ and all angles are smaller than π implies that γ is null homotopic. □

The graph Γ of saddle connections is infinite. But we can use instead finite variants of Γ as described in the following. We consider for a subset S of \mathbb{Z}^2 the set of saddle connections γ whose direction lies in S . Observe that this involves only the direction of γ not its length. We call such saddle connections S -saddle connections.

Definition 4.7. For $S \subseteq \mathbb{Z}^2$ let the graph Γ_S of S -saddle connections be the graph obtained from Γ , if we allow only saddle connections whose direction is in S . For $v \in \mathbb{Z}^2 \setminus \{0\}$ we write Γ_v for the graph $\Gamma_{\{v\}}$ of saddle connections in direction v .

Observe in particular that for a finite set S the graph Γ_S is finite. For an origami O given by the pair of permutations (σ_a, σ_b) we consider the direction $v_0 = \begin{pmatrix} 1 \\ 0 \end{pmatrix}$. The graph Γ_{v_0} of O can then be directly computed from the permutations σ_a and σ_b (see Algorithm II). For general $v \in \mathbb{Z}^2$ we may choose some $A \in \text{SL}(2, \mathbb{Z})$ with $A \cdot v_0 = v$ and obtain Γ_v as Γ_{v_0} for the origami $A \cdot O$. Concerning the weights, we have to multiply the weights in Γ_{v_0} (of $A \cdot O$) by $\frac{\|v\|}{\|A \cdot v\|}$ to obtain the weights in Γ_v (of O).

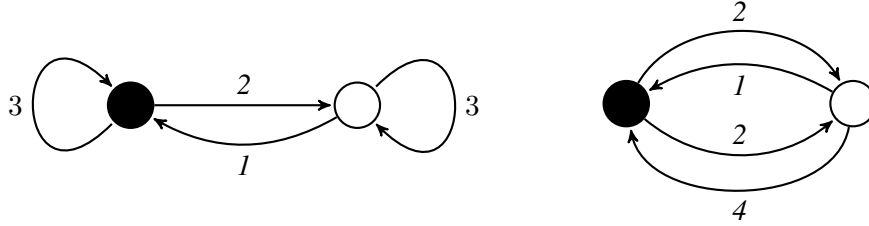
Observe further that the developing vectors of saddle connections of an origami are integer vectors. As soon as we have an upper bound l_0 for $\text{sys}(S)$, it suffices to consider only saddle connections of length $\leq l_0$. Therefore we consider the finite set S of directions v such that there exists an integer vector in direction v of length smaller or equal to l_0 . In addition, since we consider an undirected graph, we may restrict to the directions that lie in the upper half plane including the positive x -axis. We call the set of directions we obtain this way by S_{l_0} , i.e.

$$S_{l_0} := \left\{ \begin{pmatrix} x \\ y \end{pmatrix} \in \mathbb{Z}_+^2 \mid \begin{pmatrix} x \\ y \end{pmatrix} \text{ is primitive and } x^2 + y^2 \leq l_0 \right\}, \quad (14)$$

where $\mathbb{Z}_+^2 = \left\{ \begin{pmatrix} x \\ y \end{pmatrix} \in \mathbb{Z}^2 \mid y > 0 \text{ or } (y = 0 \text{ and } x > 0) \right\}$.

We denote $S = S_{l_0}$ and consider the finite graph Γ_S of S -saddle connections. Observe that Γ_S is by definition the union of the graphs Γ_v with v in S .

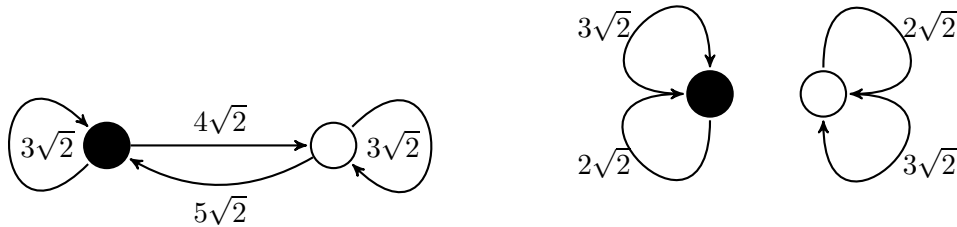
Example 4.8. Let S be the origami surface shown in **Figure 1**. One can directly read off the two graphs Γ_v of saddle connections from the figure for $v = \begin{pmatrix} 1 \\ 0 \end{pmatrix}$ and $v = \begin{pmatrix} 0 \\ 1 \end{pmatrix}$:



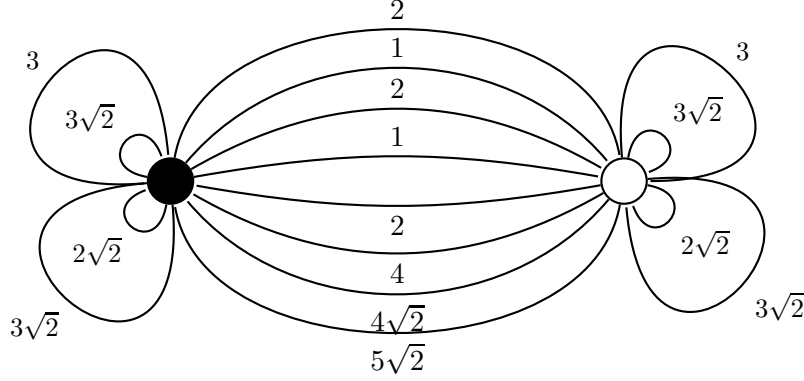
In particular, we have a closed geodesic of length 2 as concatenation of a vertical and a horizontal saddle connection each of length 1. This gives us an upper bound $l_0 = 2$ for the length of the systole and the set

$$S = \left\{ \begin{pmatrix} 1 \\ 0 \end{pmatrix}, \begin{pmatrix} 1 \\ 1 \end{pmatrix}, \begin{pmatrix} 0 \\ 1 \end{pmatrix}, \begin{pmatrix} -1 \\ 1 \end{pmatrix} \right\}.$$

For $v = \begin{pmatrix} 1 \\ 1 \end{pmatrix}$ and $v = \begin{pmatrix} -1 \\ 1 \end{pmatrix}$ we obtain the following two graphs Γ_v of saddle connections:



Hence $\Gamma = \Gamma_S$ becomes the following undirected graph:



The length of a shortest closed reduced path in Γ is 2, hence the length of the systole is 2. In particular, we observe that in this example there is no regular closed geodesic which realizes the length of the systole.

In the following we present an algorithm for the computation of such a finite graph Γ_S for an origami O .

Algorithm I Computation of the graph Γ_S of an origami O

Suppose that the origami O is given by the pair of permutations (σ_a, σ_b) .

- ① Calculate the minimal length l_0 of all horizontal and vertical regular closed geodesics as follows:

$$l_0 = \min\{\text{lengths of cycles in the permutation } \sigma_a \text{ and } \sigma_b\}$$

It follows that $\text{sys}(S) \leq l_0$.

- ② Let $S := S_{l_0}$ (cf. (14)).
For each $v \in S$ calculate the weighted graph Γ_v of saddle connections in direction v (see Algorithm II). Hence each Γ_v is a graph with vertices labeled by the singularities p_1, \dots, p_m of the origami.
- ③ Compute the graph Γ_S as union of the graphs Γ_v over $v \in S$. More precisely: Γ_S again has m vertices labeled by p_1, \dots, p_m . For all $v \in S$ and for all edges e between p_i and p_j in Γ_v include an edge between p_i and p_j in Γ_S with the same weight that the edge e has in Γ_v .

For each shortest closed edge-path c whose realization γ on S is not null homotopic, γ is then a systole of the origami.

The graphs Γ_v in Algorithm I can be calculated as described in Algorithm II. Recall for this that the singularities of an origami given by the pair of permutations (σ_a, σ_b) are in one-to-one correspondence

with the cycles of the commutator $[\sigma_a, \sigma_b]$ of length greater than 1 (cf. [SW, p.5]).

Algorithm II *Computation of the graph Γ_v*

- ① Choose a matrix $A \in \text{SL}_2(\mathbb{Z})$ such that $A \cdot v = \begin{pmatrix} 1 \\ 0 \end{pmatrix}$. Let $S_A := A \cdot S$. Hence the saddle connections on S in direction v are in one-to-one correspondence with the horizontal saddle connections on S_A . If s is such a saddle connection on S and $s_A = A \cdot s$ the corresponding saddle connection on S_A , we have for their lengths $\ell(s)$ and $\ell(s_A)$ that $\ell(s) = \ell(v) \cdot \ell(s_A)$.
- ② Make a list L of those squares of the origami $O_A = A \cdot O$ whose left lower corners are singularities. This can be done as follows: Let (σ'_a, σ'_b) be the pair of permutations describing O_A and let $\sigma'_c = [\sigma'_a, \sigma'_b]$ be the commutator of σ'_a and σ'_b . Then $L = \{i \in \{1, \dots, n\} \mid \sigma'_c(i) \neq i\}$.
- ③ As long as L is not empty do:
 Take the first element i in L and remove it from L . Let $k \geq 1$ be the smallest integer number such that $j = (\sigma'_a)^k(i) \in L$.
 Put a directed edge labeled by $k \cdot \ell(v)$ from the singularity which corresponds to the cycle of $[\sigma'_a, \sigma'_b]$ containing i to the singularity which corresponds to the cycle containing j .

Note 4.9. You can improve Algorithm I by taking l_0 as the length of a shortest reduced path in the graph Γ_v with $v \in \{\begin{pmatrix} 1 \\ 0 \end{pmatrix}, \begin{pmatrix} 0 \\ 1 \end{pmatrix}\}$ or any other upper bound for the systole.

Example 4.10. Using Algorithm I and Algorithm II we obtained the results in **Table 1** for origamis in $\mathcal{H}(1, 1)$ by computer computations. The table shows for given n the maximal length sys of a systole in the graph of saddle connections and the corresponding maximal systolic ratio $\text{SR} = \text{sys}^2 / n$ that is achieved by an origami with n squares in $\mathcal{H}(1, 1)$. The minimal number of squares for an origami in this stratum is 4. In particular, we obtain from **Table 1** that among the origamis of degree $n \leq 67$ the maximal systolic ratio for closed paths in the graph of saddle connections is $\frac{17}{30} \sim 0.567$. Note that we have not included in our computer programs so far a check whether the systoles in Γ have null-homotopic realizations. This will be done in an upcoming version based on **Proposition 4.2** and its proofs.

Example 4.11. **Figure 4** shows an origami in $\mathcal{H}(1, 1)$ with 30 squares that has systolic ratio $\frac{17}{30}$. This origami is given by the two permutations

$$\begin{aligned} \sigma_a &= (1, 2, 3, 4, 5, 6, 7, 8)(9, 10, 11, 12, 13, 14, 15, 16, 17, 18, 19, 20, 21, 22, 23, 24, 25, 26, 27, 28, 29, 30), \\ \sigma_b &= (1, 9, 27, 23, 8, 30, 26, 22, 7, 29, 25, 21, 6, 28, 24, 20, 5, 13, 17, 2, 10, 14, 18, 3, 11, 15, 19, 4, 12, 16) \end{aligned}$$

n	sys	SR	n	sys	SR	n	sys	SR
4	$\sqrt{2}$	0.5	25	$\sqrt{13}$	~ 0.52	46	5	~ 0.54
5	$\sqrt{2}$	0.4	26	$\sqrt{13}$	0.50	47	5	~ 0.53
6	$\sqrt{2}$	~ 0.33	27	$\sqrt{13}$	~ 0.48	48	5	~ 0.52
7	$\sqrt{2}$	~ 0.29	28	$\sqrt{13}$	~ 0.46	49	5	~ 0.51
8	2	0.5	29	$\sqrt{13}$	~ 0.45	50	$\sqrt{26}$	0.52
9	2	~ 0.44	30	$\sqrt{17}$	~ 0.57	51	$\sqrt{26}$	~ 0.51
10	2	0.4	31	4	~ 0.52	52	$\sqrt{26}$	0.50
11	$\sqrt{5}$	~ 0.45	32	$\sqrt{17}$	~ 0.53	53	$1 + \sqrt{17}$	~ 0.50
12	$\sqrt{5}$	~ 0.42	33	$\sqrt{17}$	~ 0.52	54	$2 + \sqrt{10}$	~ 0.49
13	$\sqrt{5}$	~ 0.38	34	$\sqrt{17}$	0.50	55	$1 + 3\sqrt{2}$	~ 0.50
14	$\sqrt{5}$	~ 0.36	35	$\sqrt{17}$	~ 0.49	56	$\sqrt{29}$	~ 0.52
15	$\sqrt{5}$	~ 0.33	36	$3\sqrt{2}$	0.50	57	$\sqrt{29}$	~ 0.51
16	$1 + \sqrt{2}$	~ 0.36	37	$\sqrt{5} + 2$	~ 0.48	58	$\sqrt{29}$	~ 0.50
17	$2\sqrt{2}$	~ 0.47	38	$3\sqrt{2}$	~ 0.47	59	$4 + \sqrt{2}$	~ 0.50
18	$2\sqrt{2}$	~ 0.44	39	$3\sqrt{2}$	~ 0.46	60	$\sqrt{34}$	~ 0.57
19	3	~ 0.47	40	$2\sqrt{5}$	0.5	61	$1 + 2\sqrt{5}$	~ 0.49
20	$\sqrt{10}$	0.50	41	$2\sqrt{5}$	~ 0.49	62	$4\sqrt{2}$	~ 0.52
21	$\sqrt{10}$	~ 0.48	42	$2\sqrt{5}$	~ 0.48	63	$\sqrt{34}$	~ 0.54
22	$\sqrt{10}$	~ 0.45	43	$2\sqrt{5}$	~ 0.47	64	$\sqrt{34}$	~ 0.53
23	$\sqrt{10}$	~ 0.43	44	$2\sqrt{5}$	~ 0.45	65	$\sqrt{34}$	~ 0.52
24	$\sqrt{13}$	~ 0.54	45	$2\sqrt{5}$	~ 0.44	66	$\sqrt{34}$	~ 0.52
						67	$\sqrt{10} + 2\sqrt{2}$	~ 0.54

Table 1: Maximal systolic ratios for origamis in $H(1, 1)$ of given degree

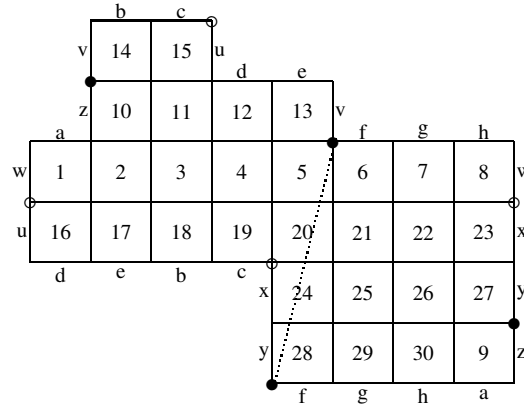


Figure 4: An origami O with 30 squares whose systole is $\sqrt{17}$. O has two singularities \bullet and \circ . The dashed line is a systole.

References

- [Ak] Akrouit, H.: *Singularités topologiques des systoles généralisées*, Topology **42**(2) (2003), 291–308.
- [AM1] Akrouit H. and Muetzel B. : *Construction of Riemann surfaces with large systoles*, Journal of Geometry **107** (2016), 187-205.
- [AM2] Akrouit, H. and Muetzel, B.: *Construction of surfaces with large systolic ratio*, *arXiv:1311.1449* (2013)
- [Ba] Bavard, C.: *Systole et invariant d’Hermite* J. Reine. Angew. Math. **482** (1997), 93–120.
- [BG] Boissy, G. and Geninska, S.: *Systoles in translation surfaces*, *arXiv:1707.05060* (2017)
- [Bu1] Buser, P.: *Riemannsche Flächen mit grosser Kragenweite* (German), Comment. Math. Helv. **53**(1) (1978), 395–407.
- [Bu2] Buser, P. : *Geometry and Spectra of compact Riemann surfaces*, Progress in mathematics (106), Birkhäuser Verlag, Boston (1992).
- [Da] Dankwart, K.; *Typical geodesics on flat surfaces* Conform. Geom. Dyn. **15** (2011), 188–209.
- [FM] Forni, G. and Matheus, C.: *Introduction to Teichmüller theory and its applications to dynamics of interval exchange transformations, flows on surfaces and billiards*, J. Mod. Dyn. **8 3-4** (2014), 271–436.
- [Ge] Gendulphé, M.: *Découpages et inégalités systoliques pour les surfaces hyperboliques à bord*, Geometriae dedicata, **142** (2009), 23–35.
- [JP] Judge, Ch. and Parlier H.: *The maximum number of systoles for genus two Riemann surfaces with abelian differentials*, *arXiv:1703.01809* (2017).
- [KZ] Kontsevich, M. and Zorich A.: *Connected components of the moduli spaces of abelian differentials with prescribed singularities*, Invent. Math. **153** (2003), 631–678.

- [Ma] Malouf, O.: *Géométrie des surfaces munies des métriques plates à singularités coniques : paramètres, fonctions longueur et espaces des déformations*, PhD thesis, University of Strassbourg (2011).
- [Mas] Masur, H.: *Closed trajectories for quadratic differentials with an application to billiards*, Duke Math. J. **53** **2** (1986), 307–314.
- [Pa] Paulin, F.: *Construction of hyperbolic groups via hyperbolization of polyhedra*, Group Theory from a Geometrical Viewpoint, (ICTP, Trieste, Italy, March 26–April 6, 1990), E.Ghys and A.Haefliger eds (1991).
- [Par] Parlier, H.: *The homology systole of hyperbolic Riemann surfaces*, Geom. Dedicata **157**(1) (2012), 331–338.
- [SW] Schlage-Puchta, J. and Weitze-Schmithüsen, G.: *Totally non congruence Veech groups*, *arXiv:1802.05024* (2018)
- [Sci1] Schmithüsen, G.: *Origamis with non congruence Veech groups*, Proceedings of 34th Symposium on Transformation Groups, Wing Co., Wakayama (2007), 31–55 .
- [Sci2] Schmithüsen, G.: *An algorithm for finding the Veech group of an origami*, Experimental Mathematics **13** (2004), 459–472.
- [Sc1] Schmutz, P.: *Congruence subgroups and maximal Riemann surfaces*, J. Geom. Anal. **4**(2) (1994), 207–218.
- [Sc2] Schmutz Schaller, P.: *Riemann surfaces with shortest geodesic of maximal length*, Geom. Funct. Anal. **3**(6) (1993), 564–631.
- [Sc3] Schmutz Schaller, P.: *Systoles on Riemann surfaces*, Manuscripta Math. **85**(1) (1994), 429–447.
- [Up] Upadhyay, S.: *Gauss-Bonnet for discrete surfaces*, Notes (20015), <http://math.uchicago.edu/~may/REU2015/REUPapers/Upadhyay.pdf>.
- [We] Weitze-Schmithüsen, G.: *The deficiency of being a congruence group for Veech groups of origamis*, Int. Math. Res. Not. IMRN **6** (2015), 1613–1637.
- [Wr] Wright, A.: *Translation surfaces and their orbit closures: an introduction for a broad audience*, EMS Surv. Math. Sci. **2** **no. 1** (2015), 63–108.
- [Zo] Zorich, A.: *Flat surfaces*. Frontiers in number theory, physics, and geometry. I, Springer, Berlin (2006), 437–583.

Tobias Columbus
Institute for Mathematics
AG Algebra and Number Theory
Paderborn University
33098 Paderborn
Germany
e-mail: *columbus@math.uni-paderborn.de*

Frank Herrlich
Institute of Algebra and Geometry
Karlsruhe Institute of Technology
76128 Karlsruhe
Germany
e-mail: *herrlich@kit.edu*

Bjoern Muetzel
Department of Mathematics
Dartmouth College, Hanover
New Hampshire 03755
USA
e-mail: *bjorn.mutzel@gmail.com*

Gabriela Weitze-Schmithüsen
Department of Mathematics and Computer Science
Saarland University
66123 Saarbrücken
Germany
e-mail: *weitze@math.uni-sb.de*