

Systolic geometry of translation surfaces

Frank Herrlich, Bjoern Muetzel and Gabriela Weitze-Schmithüsen

December 15, 2024

Abstract

Let S be a translation surface of genus $g > 1$ with n cone points $(p_i)_{i=1,\dots,n}$ with cone angle $2\pi \cdot (k_i + 1)$ at p_i , where $k_i \in \mathbb{N}$. In this paper we investigate the systolic landscape of these translation surfaces for fixed genus.

Keywords: translation surfaces, systoles, maximal surfaces.

Mathematics Subject Classification (2010): 30F10, 32G15 and 53C22.

1 Introduction

Translation surfaces are closed flat surface S with singularities or cone points $(p_i)_{i=1,\dots,n}$ with cone angle $2\pi \cdot (k_i + 1)$ at p_i , where $k_i \in \mathbb{N}$. They have been intensively studied from the perspective of dynamical systems, algebraic geometry and geometric group theory for about 30 years now, see for example [FM], [Wr] and [Zo] for overview articles.

It follows from the Euler characteristic of the surface that

$$\sum_{i=1}^n k_i = 2g - 2. \quad (1)$$

In this article we restrict to translation surfaces of genus $g \geq 2$. It follows from the formula above that the space of translation surfaces of genus $g \geq 2$ can be subdivided into admissible *strata* $\mathcal{H}(k_1, \dots, k_n)$, such that the $(k_i)_{i=1,\dots,n}$ satisfy Equation (1). The moduli space \mathcal{M}_g^{tr} of translation surfaces of genus $g \geq 2$ has real dimension $8g - 6$. The moduli space $\mathcal{M}(\mathcal{H}(k_1, \dots, k_n))$ of the surfaces in the stratum $\mathcal{H}(k_1, \dots, k_n)$ is an orbifold of real dimension $4g + 2n - 2$ (see [KZ]):

$$\dim(\mathcal{M}_g^{tr}) = 8g - 6 \quad \text{and} \quad \dim(\mathcal{M}(\mathcal{H}(k_1, \dots, k_n))) = 4g + 2n - 2.$$

We note that the stratum $\mathcal{H}(1, 1, \dots, 1)$ is the largest and the only one with full dimension.

A *systole* of a translation surface S is a shortest simple closed geodesic. We denote by $\text{sys}(S)$ its length. The aim of this article is to investigate the systolic landscape of these surfaces. The leitmotif for the proofs of the geometric inequalities of Section 2 and 3 is that translation surfaces are CAT(0) spaces. Therefore these surfaces share many properties of surfaces with non-positive curvature and especially the well-studied hyperbolic surfaces (see, for example, [Ak], [Ba], [Bu1], [Bu2], [Ge], [Par] [Sc1], [Sc2] and [Sc3]). The main idea of these sections is therefore to tweak and carry over the corresponding results for compact hyperbolic surfaces to the realm of translation surfaces. One property of translation surfaces is that there is always a systole that passes through a cone point. We furthermore show in Section 2 that large systoles always have large collars in the systolic collar lemma **Lemma 2.7**.

Normalizing by the area $\text{area}(S)$ of S we obtain $\text{SR}(S) = \frac{\text{sys}(S)^2}{\text{area}(S)}$, the *systolic ratio* of S , which is invariant under scaling of S . Let

$$\text{SR}(g, tr) = \sup\{\text{SR}(S) \mid S \text{ translation surface of genus } g\}.$$

be the *supremal systolic ratio in genus g* . We also define the *homological systole*, which is a shortest homologically non-trivial loop in S . This is a shortest non-contractible loop that does not separate S into two parts. We denote by $\text{sys}_h(S)$ its length and define $\text{SR}_h(S) = \frac{\text{sys}_h(S)^2}{\text{area}(S)}$ as the *homological systolic ratio*. Let

$$\text{SR}_h(g, tr) = \sup\{\text{SR}_h(S) \mid S \text{ translation surface of genus } g\}$$

be the *supremal homological systolic ratio in genus g* . It follows that for any surface S

$$\text{sys}(S) \leq \text{sys}_h(S), \quad \text{hence} \quad \text{SR}(g, tr) \leq \text{SR}_h(g, tr) \leq \frac{(\log(195g) + 8)^2}{\pi(g-1)} \quad \text{for } g \geq 76. \quad (2)$$

Here the upper bound follows from [AM1], **Theorem 1.3-3**. The inequality stated there is valid for any smooth Riemannian surface. It also applies in the case of translation surfaces, as any translation surface can be approximated by smooth Riemannian surfaces. This means that systolic ratio in genus g can only be of order $\frac{\log^2(g)}{g}$. In the case of the systolic ratio for the genus it is clear that this is indeed a maximum (see Section 3). We call a surface S_{max} *maximal*, if $\text{SR}(g, tr)$ is attained in this surface. Maximal surfaces can be characterized in the following way

Theorem 1.1. *Let S_{max} be a maximal translation surface of genus $g \geq 1$. Then every simple closed geodesic, that does not run through a cone point is intersected by a systole of S_{max} .*

For a fixed stratum $\mathcal{H}(K)$, where $K = (k_1, \dots, k_n)$ we define in a similar fashion

$$\text{SR}(\mathcal{H}(K)) = \sup\{\text{SR}(S) \mid S \text{ translation surface in } \mathcal{H}(K)\}.$$

and $\text{SR}_h(\mathcal{H}(K))$.

In this case it is not clear whether this is a maximum or a supremum. The problem is that two or more cone points might merge in a sequence of surfaces in which the systolic ratio goes to the limit.

Concerning all these invariants surprisingly few is known in the case of translation surfaces. In the case of the systolic ratio of genus g only the case of genus one is clear. In the case of flat tori $\text{SR}(1, tr) = \frac{2}{\sqrt{3}}$. In this case the maximal surface is the equilateral torus, that has a hexagonal lattice. In genus two Judge and Parlier conjecture in [JP] that the surface Hex_2 obtained by gluing parallel sides of two isometric cyclic hexagons is maximal. The systolic ratio of this surface is

$$\text{SR}(Hex_2) = 0.58404\dots \quad (3)$$

In this article they also show that in the case of the stratum $\mathcal{H}(2g-2)$ the maximum is attained in surfaces \triangle_g of genus g composed of equilateral triangles and that

$$\text{SR}(\triangle_g) = \text{SR}(\mathcal{H}(2g-2)) = \frac{4}{\sqrt{3} \cdot (4g-2)}. \quad (4)$$

Concerning the lower bound of $\text{SR}(g, tr)$ we show in this article:

Theorem 1.2 (Intersystolic inequalities). *Let $\text{SR}(g, tr)$ and $\text{SR}_h(g, tr)$ be the supremal systolic ratio and homological systolic ratio in genus g . Then*

$$\frac{\text{SR}(g, tr)}{k} \leq \text{SR}(k(g-1) + 1, tr) \text{ and } \frac{\text{SR}_h(g, tr)}{k} \leq \text{SR}_h(k(g-1) + 1, tr)$$

From **Theorem 1.2** and Equation (2) and (3) we conclude:

Corollary 1.3. *Let $\text{SR}(g, tr)$ and $\text{SR}_h(g, tr)$ be the supremal systolic ratio and homological systolic ratio in genus g , respectively. Then*

$$0.584 \leq \text{SR}(2, tr) \text{ hence } \frac{0.58}{g-1} \leq \text{SR}(g, tr) \leq \text{SR}_h(g, tr) \text{ for all } g \geq 3.$$

To obtain this theorem we construct explicitly cyclic covering surfaces of genus $k(g-1) + 1$ for a given surface of genus g . The theorem then follows from the fact that the length of a systole does not decrease in a covering surface. As we can also control the stratum of the covering surface a similar theorem for strata is stated in **Corollary 2.10**. Using a simple area argument we also show that

Theorem 1.4 (Area estimate). *Let S be a translation surface in the stratum $\mathcal{H}(K)$, for $K = (k_1, \dots, k_n)$, such that $k_1 \leq k_2 \leq \dots \leq k_n$. Then*

$$\text{SR}(\mathcal{H}(K)) \leq \frac{4}{\pi \cdot (k_n + 1)}.$$

This inequality seems to be useful for large k_n . In fact in the case of the stratum $\mathcal{H}(2g-2)$ it implies an only slightly weaker inequality than (4). Another important type of curves on translation surfaces are the saddle connections. A *saddle connection* of a translation surface S is a geodesic arc, whose endpoints are cone points, where we allow the case that both endpoints are the same cone point. As there is always a systole that runs through a cone point (see **Proposition 2.8**) there is always a systole that is a saddle connection. Extending the result in [JP] about the stratum $\mathcal{H}(2g-2)$ recently Boissy and Geninska showed in [BG], **Theorem 3.3**:

Theorem 1.5 (Boissy, Geninska). *Let S be a translation surface in the stratum $\mathcal{H}(K)$, where $K = (k_1, \dots, k_n)$. Then the shortest saddle connection δ in S satisfies*

$$\frac{\ell(\delta)^2}{\text{area}(S)} \leq \frac{2}{\sqrt{3}(2g-2+n)}$$

The equality is obtained if and only if S is built with equilateral triangles with sides saddle connections of length $\ell(\delta)$. Such surface exists in any connected component of any stratum.

As there is always a systole that passes through a saddle point this inequality also shows that $\text{SR}(g, tr)$ is at least of order $\frac{1}{g}$. The result is, however slightly weaker than **Corollary 1.3**. Using similar methods as in the proof of **Theorem 1.4** we furthermore show that there always exists a certain number of short saddle connections depending on the degree and number of cone points in the surface.

Theorem 1.6 (Short saddle connections). *Let S be a translation surface of genus g in the stratum $\mathcal{H}(K)$ where $K = (k_1, \dots, k_n)$, such that $k_1 \leq k_2 \leq \dots \leq k_n$. Then there exist $\lfloor \frac{n}{2} \rfloor$ saddle connections $(\delta_l)_{l=1, \dots, \lfloor \frac{n}{2} \rfloor}$, such that*

$$\frac{\ell(\delta_1)^2}{\text{area}(S)} \leq \frac{2}{\sqrt{3}(2g-2+n)} \quad \text{and} \quad \frac{\ell(\delta_l)^2}{\text{area}(S)} \leq \frac{4}{\pi(2g+n-2l - \left(\sum_{i=0}^{2l-3} k_{n-i}\right))}, \quad \text{for } l \geq 2.$$

In the largest stratum $\mathcal{H}(1, 1, \dots, 1)$ Equation (1) implies:

Corollary 1.7 (Short saddle connections in $\mathcal{H}(1, 1, \dots, 1)$). *Let S be a translation surface of genus g in the stratum $\mathcal{H}(1, 1, \dots, 1)$. Then there exist $g-1$ saddle connections, such that*

$$\frac{\ell(\delta_1)^2}{\text{area}(S)} \leq \frac{1}{2\sqrt{3}(g-1)} \quad \text{and} \quad \frac{\ell(\delta_l)^2}{\text{area}(S)} \leq \frac{1}{\pi(g-l)} \quad \text{for } l \geq 2.$$

We furthermore present an algorithm to find the systole of a given origami surface (see Section 4 for a short introduction to origamis). As origami surfaces are dense in the space of translation surfaces, this enables us to search systematically for maximal surfaces.

In terms of inequality (2) and **Corollary 1.3** the question is if $\text{SR}(g, tr)$ and $\text{SR}_h(g, tr)$ are of order $\frac{\log(g)^2}{g}$ or of order $\frac{1}{g}$. Our intuition is that the moduli space of translation surfaces is 'large' enough to attain the upper bound that is also attained in the general case. Therefore we conjecture:

Conjecture 1.8. *Let $\text{SR}(g, tr)$ and $\text{SR}_h(g, tr)$ be the supremal systolic ratio and homological systolic ratio in genus g , respectively. Then*

$$\text{SR}(g, tr) \quad \text{and} \quad \text{SR}_h(g, tr) \quad \text{are of order} \quad \frac{\log(g)^2}{g}.$$

This article is structured in the following way. After introducing the necessary tools and definitions in Section 2 we present the results about short geodesics on translation surfaces. Then we give a characterization of maximal surfaces in Section 3. In Section 4, we present the algorithm to calculate the length of a systole for an origami surface.

Acknowledgments

We would like to thank Chris Judge for helpful discussions.

2 Short curves on translation surfaces

As translation surfaces have singularities, we first give a proper definition of a geodesic. A curve is a map $\gamma : I \rightarrow S, t \mapsto \gamma(t)$, from an open or closed interval $I \subset \mathbb{R}$ into a translation surface S . A *geodesic* is a piece-wise differentiable curve, such that for all $x \in I \setminus \partial I$ there is a neighbourhood U_x of x , such that $\gamma|_{U_x}$ is an isometry.

By abuse of notation we denote the image $\gamma(I)$ equally by the letter γ . Denote by $\ell(\gamma)$ its length.

A *geodesic arc* $\gamma_{p,q}$ in S is a geodesic in S with starting point p and endpoint q . A *geodesic loop* γ_p in S

is a geodesic arc with a single starting and endpoint p .

As the cone angles in the cone points are always bigger or equal to 4π , translation surfaces are local CAT(0) spaces (see for example [Pa], **Theorem 3.15**). It follows that the universal covering space \tilde{S} of a translation surface S is a global CAT(0) space and \tilde{S} is homeomorphic to \mathbb{R}^2 . There exists a group G of Deck transformations with the following properties:

$$S \simeq \tilde{S} \text{ mod } G, \quad G \subset \text{Isom}(S) \text{ and } G \simeq \pi_1(S),$$

where $\text{Isom}(S)$ denotes the group of isometries of S . Furthermore the projection

$$pr : \tilde{S} \rightarrow S$$

is a local isometry. Denote by $B_r(p) \subset S$ an open disk of radius r around $p \in S$. Let

$$U_r(p) = \{q \in S \mid \text{dist}(p, q) < r\},$$

be the set of points with distance smaller than r from p . We define:

Definition 2.1. *Let S be a translation surface. The injectivity radius $r_p(S)$ of S in p is the supremum of all r , such that $U_r(p)$ is isometric to an open disk in S . We call the injectivity radius r_{inj} of S the infimum of all $r_p(S)$:*

$$r_{inj} = \inf\{r_p(S) \mid p \in S\}.$$

We now prove **Theorem 1.4**:

Theorem 2.2 (Area estimate). *Let S be a translation surface in the stratum $\mathcal{H}(K)$, for $K = (k_1, \dots, k_n)$, such that $k_1 \leq k_2 \leq \dots \leq k_n$. Then*

$$\text{SR}(\mathcal{H}(K)) \leq \frac{4}{\pi \cdot (k_n + 1)}.$$

To this end we first show the following lemma:

Lemma 2.3. *Let S be a translation surface. Then $r_p(S) = \frac{1}{2}\ell(\mu_p)$, where μ_p is a shortest homotopically non-trivial geodesic loop with starting and endpoint p . Furthermore*

$$r_{inj} = \frac{\text{sys}(S)}{2}.$$

Proof. We first prove that $r_p(S) = \frac{1}{2}\ell(\mu_p)$. As μ_p is a homotopically non-trivial geodesic loop, we have that

$$\ell(\mu_p) \geq 2r_p(S).$$

Set $R = r_p(S)$. To prove the other direction, we lift $U_R(p) = B_R(p)$ to the universal covering space \tilde{S} . Let $(B_R(p_i))_{i \in \pi_1(S)}$ be the lifts of $B_R(p)$. Then the closure of two such disks $\overline{B_R(p_m)}$ and $\overline{B_R(p_l)}$ may intersect, but can only intersect at the boundary. Let without loss of generality $\overline{B_R(p_1)}$ and $\overline{B_R(p_2)}$ two such disks and let q be an intersection point of $\overline{B_R(p_1)}$ and $\overline{B_R(p_2)}$. Let $\gamma_{p_1, q}$ and $\gamma_{p_2, q}$ be the geodesic arcs in $\overline{B_R(p_1)}$ and $\overline{B_R(p_2)}$, respectively, that connect the respective centers and q .

We now show that $p_1 \neq p_2$, from which follows by covering theory that $pr(\gamma_{p_1,q} \cup \gamma_{p_2,q})$ is a non-trivial loop in S .

Suppose $p_1 = p_2$. Then $\gamma_{p_1,q}$ and $\gamma_{p_2,q}$ are different geodesic arcs connecting p_1 and q . But by the Cartan-Hadamard Theorem there can be only one geodesic arc connecting two different points in a CAT(0) space. A contradiction. Hence $pr(\gamma_{p_1,q} \cup \gamma_{p_2,q})$ is a loop μ'_p with base point p of length $2r_p(S)$. Hence the shortest geodesic loop μ_p with base point p has length smaller than or equal to $2r_p(S)$. In total we have:

$$2r_p(S) = \ell(\mu_p).$$

By passing to the infimum we obtain $r_{inj} = \frac{\text{sys}(S)}{2}$, which is the second part of the statement in **Lemma 2.3**. This concludes our proof. \square

Theorem 1.4 is a direct consequence of the following corollary:

Corollary 2.4. *Let S be a translation surface with a cone point of cone angle $2\pi k$. Then*

$$\text{SR}(S) \leq \frac{4}{\pi \cdot k}.$$

Proof. Let p be the cone point of cone angle $2\pi k$. Set $R = r_p(S)$. Then $U_R(p) = B_R(p)$ is an embedded disk of radius R in S . Hence

$$R^2 \pi k = \text{area}(B_R(p)) < \text{area}(S) \quad \text{and} \quad \frac{\text{sys}(S)}{2} = r_{inj} \leq r_p(S) = R.$$

Combining these two inequalities we obtain:

$$\text{SR}(S) \leq \frac{4}{\pi \cdot k},$$

which proves **Corollary 2.4** and therefore **Theorem 1.4**. \square

We now prove that translation surfaces have short saddle connections by expanding embedded disks around cone points, thus providing a proof of **Theorem 1.6**:

Theorem 2.5 (Short saddle connections). *Let S be a translation surface of genus g in the stratum $\mathcal{H}(K)$ where $K = (k_1, \dots, k_n)$, such that $k_1 \leq k_2 \leq \dots \leq k_n$. Then there exist $\lfloor \frac{n}{2} \rfloor$ saddle connections $(\delta_l)_{l=1, \dots, \lfloor \frac{n}{2} \rfloor}$, such that*

$$\frac{\ell(\delta_1)^2}{\text{area}(S)} \leq \frac{2}{\sqrt{3}(2g - 2 + n)} \quad \text{and} \quad \frac{\ell(\delta_l)^2}{\text{area}(S)} \leq \frac{4}{\pi(2g + n - 2l - \left(\sum_{i=0}^{2l-3} k_{n-i}\right))}, \quad \text{for } l \geq 2.$$

We also give a refined estimate in the stratum $\mathcal{H}(1, 1, \dots, 1)$.

Corollary 2.6 (Short saddle connections in $\mathcal{H}(1, 1, \dots, 1)$). *Let S be a translation surface of genus g in the stratum $\mathcal{H}(1, 1, \dots, 1)$. Then there exist $g - 1$ saddle connections, such that*

$$\frac{\ell(\delta_1)^2}{\text{area}(S)} \leq \frac{1}{2\sqrt{3}(g - 1)} \quad \text{and} \quad \frac{\ell(\delta_l)^2}{\text{area}(S)} \leq \frac{1 - \frac{\ell(\delta_1)^2 \cdot l}{\text{area}(S)}}{\pi(g - l)} \quad \text{for } l \geq 2.$$

The simplified formula implies **Corollary 1.7** in the introduction.

Proof (Existence of short saddle connections). Let S be a translation surface in the stratum $\mathcal{H}(K)$, where $K = k_1, \dots, k_n$ where

$$k_1 \leq k_2 \leq \dots \leq k_n.$$

Let $(p_i)_{i=1, \dots, n}$ be the n cone points with respective cone angles

$$2\pi \cdot (k_{\sigma(i)} + 1) \text{ at } p_i \text{ and recall that } \sum_{i=1}^n k_i = 2g - 2.$$

where g is the genus of S . Let $B_\epsilon(p_i)$ be an embedded disk of radius $\epsilon > 0$ around p_i .

The idea is to now expand the radii of these disks successively in $\lfloor \frac{n}{2} \rfloor$ steps until they intersect. This will give us in each step a saddle connection together with an upper bound based on the area of the respective disks. We start with the first step as follows:

Step 1: We expand the radii of the n disks $(B_\epsilon(p_i))_i$ simultaneously until either the closure of two disks with radius r_1 intersect or the closure of a single disk with radius r_1 self-intersects. In the first case, we assume without loss of generality that the two disks $\overline{B_{r_1}(p_1)}$ and $\overline{B_{r_1}(p_2)}$ intersect. In the second case, we assume that $\overline{B_{r_1}(p_1)}$ self-intersects. Connecting the respective saddle points by a geodesic arc, we obtain a saddle connection δ_1 of length $\ell(\delta_1) = 2r_1$. We have

$$\text{area}\left(\biguplus_{i=1}^n B_{r_1}(p_i)\right) = \sum_{i=1}^n \text{area}(B_{r_1}(p_i)) = \sum_{i=1}^n \pi \cdot (k_i + 1)r_1^2 = \pi \cdot (2g - 2 + n)r_1^2.$$

As the union of the disks $\biguplus_{i=1}^n B_{r_1}(p_i)$ is embedded in S , we have furthermore

$$\pi \cdot (n + 2g - 2)r_1^2 = \text{area}\left(\biguplus_{i=1}^n B_{r_1}(p_i)\right) \leq \text{area}(S).$$

As $\ell(\delta_1) = 2r_1$ we obtain from the above inequality an upper bound for $\frac{\ell(\delta_1)^2}{\text{area}(S)}$:

$$\frac{\ell(\delta_1)^2}{\text{area}(S)} \leq \frac{4}{\pi \cdot (2g - 2 + n)}.$$

This inequality is slightly weaker than the one from **Theorem 1.5** which implies that

$$\frac{\ell(\delta_1)^2}{\text{area}(S)} \leq \frac{2}{\sqrt{3} \cdot (2g - 2 + n)}.$$

Step 2: We note that we have at least $n - 2$ remaining disks. We now expand the remaining disks until

- i) the closure of a single disk among these disks self-intersects at radius r_2 . Let without loss of generality $B_{r_2}(p_3)$ be that disk, or
- ii) two different disks, both with radius r_2 , or one with radius r_1 and the second with radius r_2 intersect. Here we assume that $\overline{B_{r_2}(p_3)}$ and $\overline{B_{r_2}(p_4)}$ intersect in the first case or $\overline{B_{r_2}(p_3)}$ and $\overline{B_{r_1}(p_1)}$ intersect in the second case.

In both *Case i*) or *Case ii*), we obtain a saddle connection $\ell(\delta_2) = 2r_2$ by connecting the respective saddle point or saddle points with a geodesic arc $\delta_2 \neq \delta_1$ of length smaller or equal to $2r_2$. As in *Step 1*, we obtain an upper bound on $r_2 \geq r_1$, as all disks are embedded. In any case we have

$$\sum_{i=3}^n \text{area}(B_{r_2}(p_i)) \leq \text{area}(B_{r_1}(p_1)) + \text{area}(B_{r_1}(p_2)) + \sum_{i=3}^n \text{area}(B_{r_2}(p_i)) \leq \text{area}(S). \quad (5)$$

We recall that $k_1 \leq k_2 \leq \dots \leq k_n$. By the formula for the area of a disk of radius r_2 we therefore obtain

$$\pi \cdot (2g - 4 + n - k_n - k_{n-1})r_2^2 \leq \sum_{i=3}^n \text{area}(B_{r_2}(p_i)) \leq \text{area}(S)$$

We note that the first inequality is nearly optimal if r_1 is close to zero and if p_1 and p_2 have cone angle $2\pi \cdot (k_n + 1)$ and $2\pi \cdot (k_{n-1} + 1)$, respectively. As $\delta_2 = 2r_2$ this implies

$$\begin{aligned} \frac{\ell(\delta_2)^2}{4} &= r_2^2 \leq \frac{\text{area}(S)}{\pi(2g - 4 + n - k_n - k_{n-1})} \text{ hence} \\ \frac{\ell(\delta_2)^2}{\text{area}(S)} &\leq \frac{4}{\pi(2g - 4 + n - k_n - k_{n-1})}. \end{aligned} \quad (6)$$

We proceed this way by expanding in each step l the remaining disks further until a single disk self-intersects or two different disks intersect. In each step we obtain a new saddle connection together with an upper bound of its length. In the l -th step we have at least $n - 2(l - 1)$ remaining disks obtain:

Step l: We obtain a saddle connection $\ell(\delta_l) = 2r_l$ by connecting the respective saddle point or saddle points with a geodesic arc δ_l length smaller or equal to $2r_l$. As in *Step 2*, we obtain an upper bound on r_l

$$\begin{aligned} \frac{\ell(\delta_l)^2}{4} &= r_l^2 \leq \frac{\text{area}(S)}{\pi(2g + n - 2l - \left(\sum_{i=0}^{2l-3} k_{n-i}\right))} \text{ hence} \\ \frac{\ell(\delta_l)^2}{\text{area}(S)} &\leq \frac{4}{\pi(2g + n - 2l - \left(\sum_{i=0}^{2l-3} k_{n-i}\right))}. \end{aligned} \quad (7)$$

In the case of the largest stratum $\mathcal{H}(1, 1, \dots, 1)$ we have that $k_i = 1$ for all i and therefore $n = 2g - 2$. In this case we can get a more refined inequality by taking into account the area of all expanded disks. As $r_1 \leq r_k$ for all k we obtain in case we obtain in *Step l*

$$\begin{aligned} \sum_{i=1}^{2l} \text{area}(B_{r_1}(p_i)) + \sum_{i=2l+1}^n \text{area}(B_{r_l}(p_i)) &\leq \text{area}(S) \text{ hence} \\ \frac{\ell(\delta_l)^2}{\text{area}(S)} &\leq \frac{1 - \frac{\ell(\delta_1)^2 \cdot l}{\text{area}(S)}}{\pi(g - l)} \end{aligned} \quad (8)$$

Hence we obtain after $\lfloor \frac{n}{2} \rfloor$ steps the second part of **Theorem 1.6**. The algorithm ends indeed after $\lfloor \frac{n}{2} \rfloor$ steps if in each step we obtain a saddle connection between two new saddle points. This concludes the proof of **Theorem 2.5** and **Corollary 2.6**. \square

Lemma 2.3 implies that if the systole of a translation surface is large, then it is embedded in a large disk. In this case the systole is also embedded in a large tube, as we will see in the following.

Let $\eta \subset S$ be a simple closed geodesic in S . We define a neighborhood $U_w(\eta)$ around η of width w by

$$U_w(\eta) = \{p \in S \mid \text{dist}(p, \eta) < w\}.$$

We call the *maximal collar width* ω_η of η the supremum of all w , such that $U_w(\eta)$ is isometric to an annulus in S . Finally, for $w \leq \omega_\eta$ we call the set

$$C_w(\eta) = \{p \in S \mid \text{dist}(p, \eta) < w\}.$$

a *collar* $C_w(\eta)$ around η of width $w < \omega_\eta$ or *cylinder*. We call a collar $C_w(\eta)$ of width $w = \omega_\eta$ the *maximal collar* of η . We have:

Lemma 2.7 (Collar lemma for systoles). *Let α be a systole of a translation surface S . Then the maximal collar $C_{\omega_\alpha}(\alpha)$ of α has width*

$$\omega_\alpha > \frac{\ell(\alpha)}{4}.$$

The lemma uses similar arguments as the proof for the disks. A version for hyperbolic Riemann surfaces, which uses the same arguments can be found in [AM1]. For the sake of completeness we repeat the proof here.

Proof. Let α be a systole of a translation surface S of genus $g \geq 2$. The closure $\overline{C_{\omega_\alpha}(\alpha)}$ of the maximal collar of α self-intersects in a point p . There exist two geodesic arcs δ' and δ'' of length ω_α emanating from α and having the endpoint p in common. These two arcs meet α at an angle $\theta \geq \frac{\pi}{2}$ and form a geodesic arc δ . The endpoints of δ on α divide α into two parts. We denote these two arcs on α by α' and α'' . Let without loss of generality $\alpha' \leq \alpha''$ be the shorter arc of these two. We note that δ is not freely homotopic with fixed endpoints to α' or α'' as the universal covering of S is a global CAT(0) space. We have that

$$\ell(\alpha') \leq \frac{\ell(\alpha)}{2}.$$

Let β be the simple closed geodesic in the free homotopy class of $\alpha' \cdot \delta$. We have that

$$\ell(\beta) < \ell(\alpha') + \ell(\delta) \leq \frac{\ell(\alpha)}{2} + 2\omega_\alpha.$$

Now if $\omega_\alpha \leq \frac{\ell(\alpha)}{4}$ then it follows from this inequality that $\ell(\beta) < \ell(\alpha)$. A contradiction to the minimality of α . \square

Hence each systole α in a translation surface S has a collar $C_{\frac{\ell(\alpha)}{4}}(\alpha)$ of width $\frac{\ell(\alpha)}{4}$, which is embedded in S . From this fact we also obtain an upper bound for the length of a systole via an area argument. However, this estimate is not better than the one given in the introduction in inequality (2).

Next we prove that translation surfaces have the following remarkable property:

Proposition 2.8. *Let S be a translation surface, then there exist a systole of S that passes through a cone point.*

Proof of Proposition 2.8. Let S be a translation surface and let γ be a simple closed geodesic in S that does not intersect a cone point. Let $\epsilon > 0$ be a sufficiently small positive real number such that

$$C_\epsilon(\gamma) = \{p \in M \mid \text{dist}(p, \gamma) < \epsilon\}$$

be a flat cylinder around γ that does not contain any cone points. Expand the cylinder until at width w $\overline{C_w(\gamma)}$ intersects a cone point p at its boundary

$$\partial \overline{C_w(\gamma)} = \partial_1 \overline{C_w(\gamma)} \cup \partial_2 \overline{C_w(\gamma)}.$$

Let without loss of generality $\gamma' = \partial_1 \overline{C_w(\gamma)}$ be the boundary part containing the cone point p . Now p might divide γ' into two or more simple closed geodesics, or not. In the first case, let γ'' be such a geodesic, that is contained in γ' and that contains p ; in the second case, set $\gamma'' = \gamma'$. Now

$$\ell(\gamma) = \ell(\gamma') \geq \ell(\gamma'').$$

Hence, for each simple closed geodesic γ there exists a simple closed geodesic γ'' of equal or smaller length than γ that passes through a cone point (see also [Ma], **Lemma 4.1.2**). Hence the minimum $\text{sys}(S)$ is attained in at least one simple closed geodesic that passes through a cone point, from which follows **Proposition 2.8**. \square

Finally we prove **Theorem 1.2**:

Theorem 2.9 (Intersystolic inequalities). *Let $\text{SR}(g, tr)$ and $\text{SR}_h(g, tr)$ be the supremal systolic ratio and homological systolic ratio in genus g . Then*

$$\frac{\text{SR}(g, tr)}{k} \leq \text{SR}(k(g-1) + 1, tr) \text{ and } \frac{\text{SR}_h(g, tr)}{k} \leq \text{SR}_h(k(g-1) + 1, tr)$$

Proof. Let S be a surface of genus g . Recall that every translation surface contains infinitely many regular closed geodesics, i.e. closed geodesics which do not contain a cone point. This was shown for $g \geq 2$ in [Mas, Theorem 2] and can be directly seen for flat tori. Furthermore, closed geodesics are non-separating, since by Poincaré recurrence theorem every trajectory leaving the geodesic in a fixed transverse direction v returns to the geodesic or hits a singularity. There are only finitely many trajectories which hit a singularity before coming back to the geodesic. Every returning trajectory connects the two sides of the geodesics in its complement.

We now cut S along a non-separating regular closed geodesic to obtain a surface S^c with two boundary geodesics α_1 and α_2 . We then construct a cyclic cover \tilde{S} of S by pasting k copies $(S_i^c)_{i=1, \dots, k}$ of S^c with boundary curves α_1^i and α_2^i together. To this end we identify the boundaries of the different $(S_i^c)_{i=1, \dots, k}$ in the following way

$$\alpha_1^k \sim \alpha_2^1 \text{ and } \alpha_1^i \sim \alpha_2^{i+1} \text{ for } i = 1, \dots, k-1 \quad (9)$$

to obtain a cyclic cover. We denote the surface of genus $k(g-1) + 1$ obtained according to this pasting scheme as

$$\tilde{S} = S_1^c + S_2^c + \dots + S_k^c \quad \text{mod } (9).$$

As the covering is cyclic we have for the systole and homological systole of S :

$$\text{sys}(S) \leq \text{sys}(\tilde{S}) \text{ and } \text{sys}_h(S) \leq \text{sys}_h(\tilde{S}).$$

Theorem 2.9 then follows by taking a maximal surface in the case of $\text{SR}(g, tr)$ or a sequence of surfaces $(S_n)_n$ whose systole length converges to $\text{SR}_h(g, tr)$ in the case of $\text{SR}_h(g, tr)$. \square

We note that in our construction we do not cut S through a cone point. Therefore we obtain a covering surface \tilde{S} with a controlled number of cone points. This means if S is in the stratum $\mathcal{H}(K)$, where $K = (k_1, \dots, k_n)$ and \tilde{S} is a cyclic cover of order l then

$$\tilde{S} \in \mathcal{H}(K^l), \text{ where } K^l = \underbrace{(K, K, \dots, K)}_{l \text{ times}}.$$

Hence we also obtain:

Corollary 2.10. *Let $\text{SR}(\mathcal{H}(K))$ and $\text{SR}_h(\mathcal{H}(K))$ and supremal systolic ratio and homological systolic ratio in the stratum $\mathcal{H}(K)$, where $K = (k_1, \dots, k_n)$ and let $K^l = \underbrace{(K, K, \dots, K)}_{l \text{ times}}$ Then*

$$\frac{\text{SR}(\mathcal{H}(K))}{l} \leq \text{SR}(\mathcal{H}(K^l)) \text{ and } \frac{\text{SR}_h(\mathcal{H}(K))}{l} \leq \text{SR}_h(\mathcal{H}(K^l))$$

3 A characterization of maximal surfaces

In this section we prove that in a maximal surface S_{max} of a given stratum every simple closed geodesic that does not pass through a cone point is intersected by a systole. This will prove **Theorem 1.1**:

Theorem 3.1. *Suppose that S_{max} is a maximal translation surface in the stratum $\mathcal{H}(K)$, for $K = (k_1, \dots, k_n)$. Then every simple closed geodesic, that does not run through a cone point is intersected by a systole of S_{max} .*

Observe that we explicitly use the existence of a maximal surface in this proof. [JP] explicitly construct maximal surfaces in $\mathcal{H}(2g - 2)$ and conjecture a maximal surface in $\mathcal{H}(1, 1)$. However, it is to our knowledge not known in general, whether each stratum contains a maximal surface. Whereas it is true, that the full moduli space \mathcal{M}_g^{tr} does contain a surface with a systole of maximal length for the following reason. For fixed genus g consider a sequence $(S_n)_{n \geq 1}$ of surfaces whose systolic ratio converges to the supremum, i.e.

$$\lim_{n \rightarrow \infty} \text{SR}(S_n) = \text{SR}(g, tr).$$

As $\text{SR}(g, tr) \geq \frac{0.58}{g-1}$ we know that this sequence does not converge to the boundary of the moduli space \mathcal{M}_g^{tr} . Hence the maximum is attained, as

$$M_g = \{S \in \mathcal{M}_g^{tr} \mid \text{SR}(S) \geq \frac{0.58}{g-1}\}$$

is compact. Note that for the homological systole we do not know if the systole length converges to zero if $\text{sys}_h(\cdot)$ of a sequence of surfaces converges to $\text{SR}_h(g, tr)$. Therefore the same argument might not apply in this case.

Proof of Theorem 3.1. Let S_{max} be a maximal translation surface in the stratum $\mathcal{H}(k_1, \dots, k_n)$. Let γ be a simple closed geodesic that does not pass through a cone point. Now, for some $\epsilon > 0$, γ is embedded in a flat cylinder $C_\epsilon(\gamma)$ that does not contain a cone point. Assume that no systole intersects γ . As every geodesic, that intersects $C_\epsilon(\gamma)$ intersects γ , we have that no systole intersects $C_\epsilon(\gamma)$. Now, the length

spectrum of a translation surface is discrete. Hence for any simple closed geodesic η that is not a systole, we have:

$$\ell(\eta) > \text{sys}(S_{max}) + \delta, \text{ for some } \delta > 0 \text{ independent of } \eta.$$

We can construct a new translation surface S'_{max} from S_{max} by replacing the cylinder $C_\epsilon(\gamma)$ by a smaller cylinder $C_{\epsilon'}(\gamma)$ of width $\epsilon > \epsilon' > 0$. Here we choose ϵ' in a way such that no simple closed geodesic η' not homotopic to η and intersecting $C_{\epsilon'}(\gamma)$ in S'_{max} is smaller than $\text{sys}(S_{max})$. This way we can construct a comparison surface S'_{max} , such that

$$\text{sys}(S'_{max}) = \text{sys}(S_{max}) \text{ but } \text{area}(S'_{max}) < \text{area}(S_{max}), \text{ hence } \text{SR}(S'_{max}) > \text{SR}(S_{max}).$$

But this is a contradiction to the fact that S_{max} is maximal. Hence our assumption that γ is not intersected by a systole is wrong. Therefore any simple closed geodesic that does not contain a cone point is intersected by a systole. This proves **Theorem 3.1**. \square

4 An algorithm for finding the systole length of an origami surface

A crucial role in the understanding of translation surfaces is played by flat surfaces called origamis or square-tiled surfaces, see e.g. [Sci2] for a more elaborate introduction. These lie dense in the space of translation surfaces. They are defined by gluing finitely many copies of the Euclidean unit squares together along the upper and lower or the right and left edges. An origami O is the collection of the corresponding gluing data. It is entirely determined by two permutations σ_a and σ_b in S_d , where d is the number of squares, σ_a describes the horizontal gluings and σ_b describes the vertical gluings. More precisely we label the squares by $1, \dots, d$. The right edge of the square with label i is glued by a translation with the left edge of the square with label $\sigma_a(i)$. Similarly, the upper edge of the square with label i is glued by a translation with the lower edge of the square with label $\sigma_b(i)$. The resulting origami surface X is then tessellated by squares and naturally carries a translation structure (see *Figure 1*). You can find a more detailed explanation of how to describe origamis in different combinatorial ways in [Sci1, Section 2].

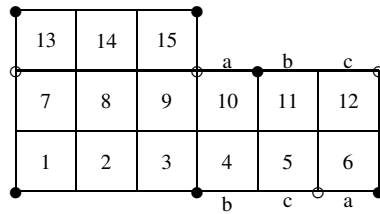


Figure 1: A surface X defined by an origami O . Edges with same labels are glued. Each edge without label is glued to the one which lies opposite to it. X has two singularities \bullet and \circ .

For origamis it is easy to give an algorithm that calculates the length of the systoles. One main ingredient is that systoles are concatenations of saddle connections. A second ingredient is that the developing vectors of closed geodesics that do not contain singularities as well as of saddle connections are integer vectors.

Suppose that X is a translation surface coming from an origami O with singularities p_1, \dots, p_m given by the two permutations σ_a and σ_b in S_n . We describe in the following how to calculate the length $\text{sys}(X)$ of the systoles of X .

Algorithm I *Calculation of the systole of an origami*

- ① Calculate the minimal length l_0 of all horizontal and vertical regular closed geodesics as follows:

$$l_0 = \min\{\text{lengths of cycles in the permutation } \sigma_a \text{ and } \sigma_b\}$$

It follows that $\text{sys}(X) \leq l_0$.

- ② Let S be the set of all primitive vectors in \mathbb{Z}^2 with length smaller or equal to l_0 and non-negative second entry, i.e.

$$S := \left\{ \begin{pmatrix} x \\ y \end{pmatrix} \in \mathbb{Z}^2 \setminus \begin{pmatrix} 0 \\ 0 \end{pmatrix} \mid \begin{pmatrix} x \\ y \end{pmatrix} \text{ is primitive and } x^2 + y^2 \leq l_0 \right\} \cap \mathbb{Z}_+^2,$$

where $\mathbb{Z}_+^2 = \{ \begin{pmatrix} x \\ y \end{pmatrix} \mid y > 0 \text{ or } (y = 0 \text{ and } x > 0) \}$. In particular, S is a finite set. Observe that any saddle connection contained in a systole has direction v with $v \in S \cup -S$, where $-S = \{-v \mid v \in S\}$.

- ③ For $v \in S$ calculate the weighted directed multigraph Γ_v of saddle connections in direction v : The vertices of Γ_v are the singularities p_1, \dots, p_m of X . There is an edge between p_i and p_j for each saddle connection in direction v from p_i to p_j . The weight of the edge is the length of the saddle connection. Observe that Γ_{-v} is the graph Γ_v with the orientation of all edges reversed. For this reason we have restricted in S to the vectors in \mathbb{Z}_+^2 .
- ④ Now take the union of the graphs Γ_v over $v \in S \cup -S$. More precisely, build the following weighted undirected graph Γ_S : The vertices of Γ_S are again the singularities p_1, \dots, p_m . For all $v \in S$ and for all edges between p_i and p_j in Γ_v include an edge between p_i and p_j in Γ_S with the same label that the edge has in Γ_v . In particular Γ_S is a finite graph.
- ⑤ Choose the smallest closed reduced path in Γ . Here the length of a reduced path is the sum of the labels of the path. The length of this path is $\text{sys}(X)$.

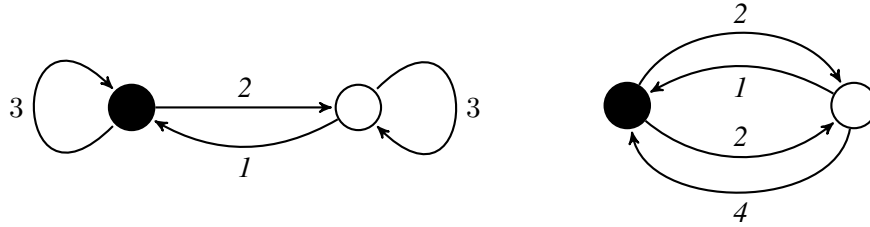
The graphs Γ_v in Algorithm I can be calculated for example as described in Algorithm II. Recall for this that the singularities of an origami surface given by the pair of permutations (σ_a, σ_b) are in one-to-one correspondence with the cycles of the commutator $[\sigma_a, \sigma_b]$ of length greater than 1.

Algorithm II

- ① Choose a matrix $A \in \text{SL}_2(\mathbb{Z})$ such that $A \cdot v = \begin{pmatrix} 1 \\ 0 \end{pmatrix}$. Let $X_A := A \cdot X$. Hence the saddle connections on X in direction v are in one-to-one correspondence with the horizontal saddle connections on X_A . If s is such a saddle connection on X and $s_A = A \cdot s$ the corresponding saddle connection on X_A , we have for their lengths $\ell(s)$ and $\ell(s_A)$ that $\ell(s) = \ell(v) \cdot \ell(s_A)$.
- ② Make a list L of those squares of the origami $O_A = A \cdot O$ whose left lower corners are singularities. This can be done as follows: Let (σ'_a, σ'_b) be the pair of permutations describing O_A and let $\sigma'_c = [\sigma'_a, \sigma'_b]$ be the commutator of σ'_a and σ'_b . Then $L = \{i \in \{1, \dots, n\} \mid \sigma'_c(i) \neq i\}$.
- ③ As long as L is not empty do:
 Take the first element i in L and remove it from L . Let $k \geq 1$ be the smallest integer number such that $j = (\sigma'_a)^k(i) \in L$.
 Put a directed edge labeled by $k \cdot \ell(v)$ from the singularity which corresponds to the cycle of $[\sigma'_a, \sigma'_b]$ containing i to the singularity which corresponds to the cycle containing j .

Note 4.1. You can improve Algorithm I by taking l_0 as the length of a shortest reduced path in the graph Γ_v with $v \in \{\begin{pmatrix} 1 \\ 0 \end{pmatrix}, \begin{pmatrix} 0 \\ 1 \end{pmatrix}\}$ or any other upper bound for the systole.

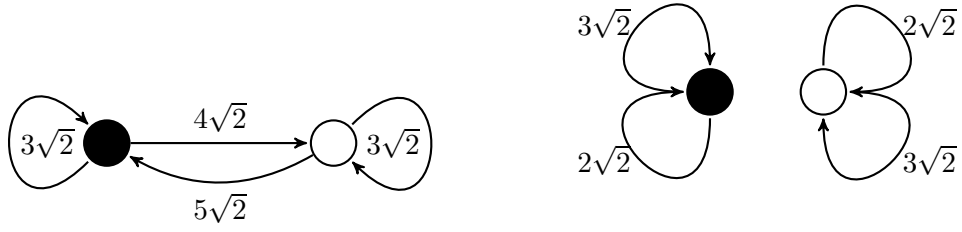
Example 4.2. Let X be the origami surface shown in Figure 1. One can directly read off the two graphs Γ_v of saddle connections from the figure for $v = \begin{pmatrix} 1 \\ 0 \end{pmatrix}$ and $v = \begin{pmatrix} 0 \\ 1 \end{pmatrix}$:



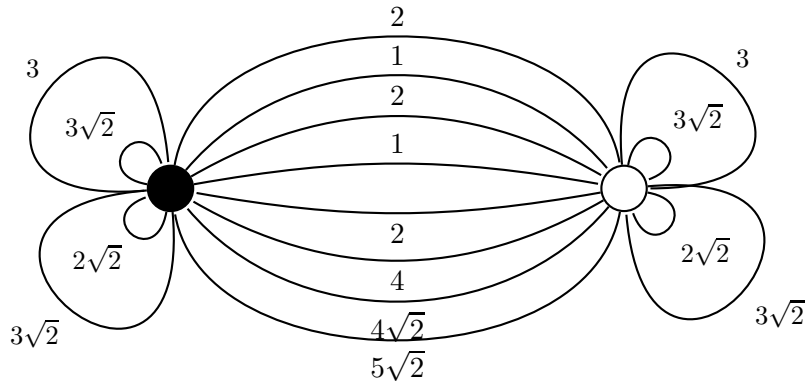
In particular, we have a closed geodesic of length 2 as concatenation of a vertical and a horizontal saddle connection each of length 1. This gives us an upper bound $l_0 = 2$ for the length of the systole and the set

$$S = \left\{ \begin{pmatrix} 1 \\ 0 \end{pmatrix}, \begin{pmatrix} 1 \\ 1 \end{pmatrix}, \begin{pmatrix} 0 \\ 1 \end{pmatrix}, \begin{pmatrix} -1 \\ 1 \end{pmatrix} \right\}.$$

For $v = \begin{pmatrix} 1 \\ 0 \end{pmatrix}$ and $v = \begin{pmatrix} -1 \\ 1 \end{pmatrix}$ we obtain the following two graphs Γ_v of saddle connections:



Hence $\Gamma = \Gamma_S$ becomes the following undirected graph:



The length of a smallest closed reduced path in Γ is 2, hence the length of the systole is 2. In particular, we observe that in this example there is no regular closed geodesic which realizes the length of the systole.

References

- [Ak] Akrou, H.: *Singularités topologiques des systoles généralisées*, Topology **42**(2) (2003), 291–308.
- [AM1] Akrou H. and Muetzel B. : *Construction of Riemann surfaces with large systoles*, Journal of Geometry **107** (2016), 187–205.
- [AM2] Akrou, H. and Muetzel, B.: *Construction of surfaces with large systolic ratio*, *arXiv:1311.1449* (2013)
- [Ba] Bavard, C.: *Systole et invariant d’Hermite* J. Reine. Angew. Math. **482** (1997), 93–120.
- [BG] Boissy, G. and Geninska, S.: *Systoles in translation surfaces*, *arXiv:1707.05060* (2017)
- [Bu1] Buser, P.: *Riemannsche Flächen mit grosser Kragenweite* (German), Comment. Math. Helv. **53**(1) (1978), 395–407.
- [Bu2] Buser, P. : *Geometry and Spectra of compact Riemann surfaces*, Progress in mathematics (106), Birkhäuser Verlag, Boston (1992).
- [FM] Forni, G. and Matheus, C.: *Introduction to Teichmüller theory and its applications to dynamics of interval exchange transformations, flows on surfaces and billiards*, J. Mod. Dyn. **8 3-4** (2014), 271–436.
- [Ge] Gendulphe, M.: *Découpages et inégalités systoliques pour les surfaces hyperboliques à bord*, Geometriae dedicata, **142** (2009), 23–35.
- [JP] Judge, Ch. and Parlier H.: *The maximum number of systoles for genus two Riemann surfaces with abelian differentials*, *arXiv:1703.01809* (2017).
- [KZ] Kontsevich, M. and Zorich A.: *Connected components of the moduli spaces of abelian differentials with prescribed singularities*, Invent. Math. **153** (2003), 631–678.
- [Ma] Malouf, O.: *Géométrie des surfaces munies des métriques plates à singularités coniques : paramètres, fonctions longueur et espaces des déformations*, PhD thesis, University of Strassbourg (2011).
- [Mas] Masur, H.: *Closed trajectories for quadratic differentials with an application to billiards*, Duke Math. J. **53 2** (1986), 307–314.
- [Pa] Paulin, F.: *Construction of hyperbolic groups via hyperbolization of polyhedra*, Group Theory from a Geometrical Viewpoint, (ICTP, Trieste, Italy, March 26-April 6, 1990), E.Ghys and A.Haefliger eds (1991).
- [Par] Parlier, H.: *The homology systole of hyperbolic Riemann surfaces*, Geom. Dedicata **157**(1) (2012), 331–338.
- [Sci1] Schmithüsen, G.: *Origamis with non congruence Veech groups*, Proceedings of 34th Symposium on Transformation Groups, Wing Co., Wakayama (2007), 31–55 .

- [Sci2] Schmithüsen, G.: *An algorithm for finding the Veech group of an origami*, Experimental Mathematics **13** (2004), 459–472.
- [Sc1] Schmutz, P.: *Congruence subgroups and maximal Riemann surfaces*, J. Geom. Anal. **4**(2) (1994), 207–218.
- [Sc2] Schmutz Schaller, P.: *Riemann surfaces with shortest geodesic of maximal length*, Geom. Funct. Anal. **3**(6) (1993), 564–631.
- [Sc3] Schmutz Schaller, P.: *Systoles on Riemann surfaces*, Manuscripta Math. **85**(1) (1994), 429–447.
- [Wr] Wright, A.: *Translation surfaces and their orbit closures: an introduction for a broad audience*, EMS Surv. Math. Sci. **2** no. **1** (2015), 63–108.
- [Zo] Zorich, A.: *Flat surfaces*. Frontiers in number theory, physics, and geometry. I, Springer, Berlin (2006) 437–583.

Frank Herrlich
 Institute of Algebra and Geometry
 Karlsruhe Institute of Technology
 76128 Karlsruhe
 Germany
 e-mail: herrlich@kit.edu

Bjoern Muetzel
 Department of Mathematics
 Dartmouth College, Hanover
 New Hampshire 03755
 USA
 e-mail: bjorn.muetzel@gmail.com

Gabriela Weitze-Schmithüsen
 Department of Mathematics and Computer Science
 Saarland University
 66123 Saarbrücken
 Germany
 e-mail: weite@math.uni-sb.de