

Regularized Regression Problem in hyper-RKHS for Learning Kernels

Fanghui Liu* Shi Lei† Xiaolin Huang‡ Jie Yang‡ Johan A.K. Suykens*

November 9, 2020

Abstract

This paper generalizes the two-stage kernel learning framework, illustrates its utility for kernel learning and out-of-sample extensions, and proves asymptotic convergence results for the introduced kernel learning model. Algorithmically, we extend target alignment by hyper-kernels in the two-stage kernel learning framework. The associated kernel learning task is formulated as a regression problem in a hyper-reproducing kernel Hilbert space (hyper-RKHS), i.e., learning on the space of kernels itself. To solve this problem, we present two regression models with bivariate forms in this space, including kernel ridge regression (KRR) and support vector regression (SVR) in the hyper-RKHS. By doing so, it provides significant model flexibility for kernel learning with outstanding performance in real-world applications. Specifically, our kernel learning framework is general, that is, the learned underlying kernel can be positive definite or indefinite, which adapts to various requirements in kernel learning. Theoretically, we study the convergence behavior of these learning algorithms in the hyper-RKHS and derive the learning rates. Different from the traditional approximation analysis in RKHS, our analyses need to consider the non-trivial independence of pairwise samples and the characterisation of hyper-RKHS. To the best of our knowledge, this is the first work in learning theory to study the approximation performance of regularized regression problem in hyper-RKHS.

1 Introduction

The performance of kernel methods, such as support vector machines (SVM) [49], support vector regression (SVR) [11], or kernel PCA [42], largely depends on the choice of kernels. However, selecting appropriate kernels is not a trivial task. Recent years have been devoted to automatically learning effective and flexible kernels from data. Most of kernel learning algorithms are either one-stage or two-stage processes. The *one-stage* approach simultaneously learns the kernel and the target function by solving a single joint optimization problem. It was initially proposed by [26] and then received significant attentions [7, 50, 21, 18]. Besides, one recent development is to learn kernels via learning spectral distributions, i.e., Fourier transform of the kernel, see in [53, 33].

The *two-stage* kernel learning algorithms first learn a suitable kernel from the training data, and then use the learned kernel in a conventional kernel machine, such as SVM or SVR to obtain a classifier/regressor. The typical two-stage kernel learning framework [9, 8, 24] is shown in Figure 1. Let X be a compact metric space, $\tilde{Y} \subseteq \mathbb{R}$, $\mathcal{D} = \{(\mathbf{x}_i, \tilde{y}_i)\}_{i=1}^m$ be the training set with $\mathbf{x}_i \in X$ and $\tilde{y}_i \in \tilde{Y}$. Let $k(\cdot, \cdot) : X \times X \rightarrow \mathbb{R}$ be a positive definite (PD) kernel function. In stage 1, they consider finding a “good” combination of fundamental functions $\{k_i\}_{i=1}^t$ using the training data based on *target alignment* [8, 52], which is a typical method that evaluates how well the learned Gram matrix aligns to the *target kernel*, such as $\tilde{\mathbf{y}}\tilde{\mathbf{y}}^\top$. It is an ideal kernel that directly recognises the training data with certainly 100% accuracy, and thus can be used to guide the kernel learning task. That is to say, the underlying kernel, i.e., a linear combination of base kernels, is

*Department of Electrical Engineering (ESAT-STADIUS), KU Leuven, 3001, Belgium. Email: fanghui.liu@kuleuven.be

†Shanghai Key Laboratory for Contemporary Applied Mathematics, and also with School of Mathematical Sciences, Fudan University, Shanghai 200240, P.R. China

‡Institute of Image Processing and Pattern Recognition, and also with Institute of Medical Robotics, Shanghai Jiao Tong University, Shanghai 200240, P.R. China

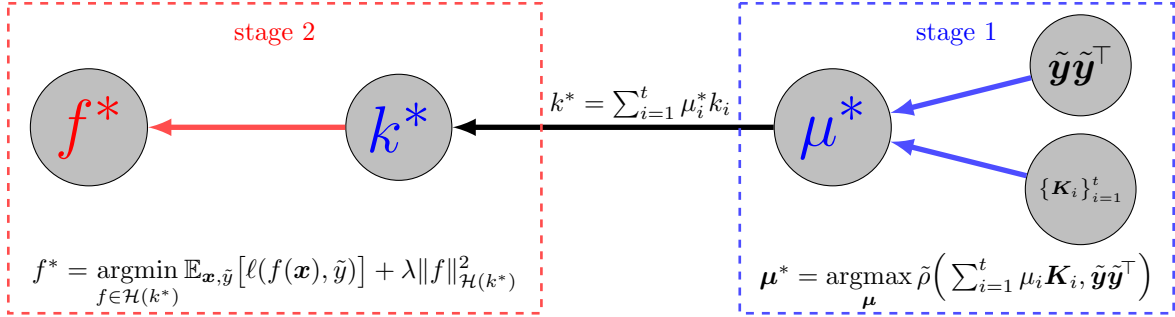


Figure 1. The representative two-stage kernel learning framework based on target alignment with stage 1 (in blue): learning the weights μ^* and stage 2 (in red): learning the hypothesis f^* . Stage 1 aims to learn a “good” combination of base kernels based on kernel target alignment. Stage 2 is a typical learning problem to obtain the hypothesis f^* in RKHS.

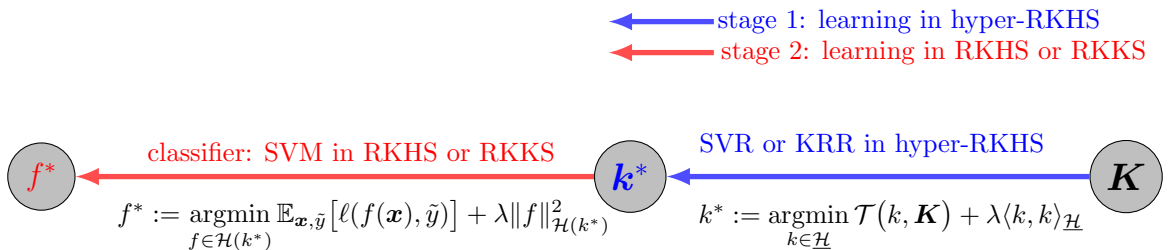


Figure 2. The proposed two-stage kernel learning framework endowed by hyper-kernels with stage 1 (in blue): learning the kernel k by minimizing the quality functional \mathcal{T} between k and the pre-given kernel matrix \mathbf{K} in hyper-RKHS and stage 2 (in red): learning the hypothesis f in RKHS or RKKS.

learned from the pre-given (target) kernel matrix $\mathbf{K} := \tilde{\mathbf{y}}\tilde{\mathbf{y}}^\top$ based on target alignment. Accordingly, the learned weight vector μ^* yields the optimal kernel k^* for the subsequent learning process, which pursues high-quality separability for classification and good approximation results for regression. Stage 2 is a standard learning problem in a reproducing kernel Hilbert spaces (RKHS) \mathcal{H} associated with the kernel k^* given the training data. We aim to find a hypothesis function $f \in \mathcal{H}$ evaluated by a convex continuous loss functional $\mathbb{E}_{\mathbf{x}, \tilde{\mathbf{y}}}[\ell(f(\mathbf{x}), \tilde{\mathbf{y}})]$ and a Tikhonov regularizer $\|f\|_{\mathcal{H}}^2$, where the convex loss $\ell: \mathcal{H} \times X \times \tilde{Y} \rightarrow \mathbb{R}$ quantifies the merit of the evaluation $f(\mathbf{x})$ at $\mathbf{x} \in X$.

Although the two-stage kernel learning framework based on kernel alignment achieves a promising performance, the kernel in this approach is still learned from a linear combination of some pre-given fundamental functions generated by kernels in stage 1. Strictly speaking, most two-stage kernel learning based algorithms in essence belong to multiple kernel learning (MKL) [15]. Due to the formulation of the pre-defined fundamental functions, their combination might be not rich enough to contain the “good” kernel, which leads to limited model flexibility. We expect to design a kernel learning algorithm based on target alignment, and accordingly the kernel can be flexibly and freely learned in some spaces. Hence, we introduce hyper-kernels [35, 22] to generate a hyper reproducing kernel Hilbert space (hyper-RKHS) $\underline{\mathcal{H}}$ on the kernel. In this function space, every element is a kernel function. Since any pre-given positive definite kernel corresponds to a fixed combination of pre-given elements in hyper-RKHS, the space spanned by a linear combination of PD kernels is only a small subspace in hyper-RKHS. Hence, compared to MKL and the traditional two-stage kernel learning framework, the kernel can be learned in this space from a broader class, which allows for significant model flexibility. Specifically, the learned kernel in this space is not limited to be positive definite. In other words, hyper-RKHS has the capability of generating an *indefinite* (real, symmetric but not positive definite) kernel that is associated with a reproducing kernel Kreĭn space (RKKS) [34, 3] instead of RKHS. In practice, indefinite kernel learning is ubiquitous in many real-world applications, e.g., the hyperbolic tangent kernel [46] and the truncated ℓ_1 distance (TL1) kernel [19]. Besides, some PD kernels would degenerate to indefinite ones in some cases [37, 12]. Regarding to descriptions about RKKS, and justification, model formulation, optimization for indefinite kernel based algorithms, see a survey in [41]. Here, we include indefinite kernel learning to adapt to various requirements for a general kernel learning framework endowed by hyper-RKHS. The detailed learning framework is shown in Figure 2, in which stage 1 (in blue) aims to learn a PD/non-PD

kernel k in hyper-RKHS and stage 2 (in red) considers obtaining the hypothesis f in RKHS associated with a PD kernel, or in RKKS associated with an indefinite kernel.

We consider the pre-given kernel matrix \mathbf{K} into two cases. When \mathbf{K} is chosen to be the target kernel $\mathbf{y}\mathbf{y}^\top$, we introduce hyper-kernels based on target alignment, and accordingly generalize it to the two-stage kernel learning framework. The difference between our framework and the traditional one in Figure 1 is that stage 1 in our framework is formulated as a regularized regression problem in hyper-RKHS instead of only acquiring the linear combination of the fundamental functions generated by a basic kernel. Since each element in hyper-RKHS is a kernel function, the learned regression function is also a kernel as expected from a broader class. When the pre-given kernel matrix \mathbf{K} chooses other types, the above kernel learning process is actually to tackle the out-of-sample extensions problem [2, 36], i.e., learning an underlying/unknown kernel k from a pre-defined or manually specified kernel matrix \mathbf{K} . This topic widely exists in many research areas, such as 1) nonparametric kernel learning [30, 27, 28]: The kernel learning scheme is in a data specific manner, i.e., obtains the “similarity values” instead of learning a similarity function. 2) metric learning [23, 20]: It often learns a Mahalanobis-like matrix from the given training data, but is infeasible to new data. 3) nonlinear manifold learning [16, 57]: The low-dimensional data coordinates are computed only for the initially available training data and can not be extended to the test data in a straightforward way. In these cases, since the learned Mahalanobis-like matrix can be regarded as a kernel matrix, and the nonlinear mapping in manifold learning can be represented by a kernel, here we investigate them in a unified framework. Specifically, in these cases, we can hardly predict whether the underlying kernel is positive definite (PD) or indefinite even if the pre-defined \mathbf{K} is positive semi-definite (PSD). Hence, we aim to tackle the following issue:

How to learn an underlying general kernel from the pre-given data-specific matrix?

Formally, in this paper, we make the following contributions.

Algorithmically, in Section 2, we extend kernel target alignment by hyper-kernels, and thus build the two-stage kernel learning framework endowed by hyper-RKHS. In this space, learning an unknown kernel k from the given kernel matrix \mathbf{K} can be formulated as a regression problem by minimizing the quality functional $\mathcal{T}(k, \mathbf{K})$ with a regularizer. To solve this problem, we derive two regression models including KRR and SVR in this space to obtain the underlying kernel. Specifically, such two models can output a general kernel, PD or indefinite, to adapt to various requirements in kernel learning. It allows for significant model flexibility and universality. To make our kernel learning framework applicable to large scale situations, we develop a decomposition-based scalable approach with Nyström approximation. We first divide the entire optimization problem into several smaller subproblems, and then conduct the Nyström approximation for each subproblem to further accelerate the solving process.

Theoretically, now that learning in hyper-RKHS is adopted for numerous research fields, there is a key question left unanswered in the theoretical aspect. The convergence behavior of learning algorithms in \mathcal{H} has not been fully investigated in learning theory. Does the excess error in the hyper-RKHS converges to zero as the sample size increases? If converge, how fast will it be? We aim to demonstrate that our learning algorithms in hyper-RKHS are *consistent*, and then derive learning rates in this space. The theoretical results about convergence analysis of KRR and SVR in hyper-RKHS are presented in Section 3, and the proofs are given in Section 4. To the best of our knowledge, this is the first work to study the asymptotic performance of regularized regression problems in hyper-RKHS.

Experimentally, in Section 5, we present numerical results on several benchmark datasets to verify the effectiveness of our two-stage kernel learning framework. For stage 1, we observe that our regression methods in hyper-RKHS accurately fits the given kernel matrix including PSD and non-PSD ones with small approximation errors. For stage 2, the learned kernel incorporated into SVM performs well in terms of classification accuracy whatever the pre-given kernel matrix is. Further, the developed scalable method reduces the complexity of our kernel learning algorithms by orders of magnitude. Finally we discuss our main observations in Section 6.

2 Learning Models in hyper-RKHS

In this section, we formulate the regression problem in hyper-RKHS as a regularized risk minimization problem, and then devise two regression algorithms including KRR and SVR in hyper-RKHS.

2.1 Regularized Risk Minimization in hyper-RKHS

The elements in hyper-RKHS are kernel functions, and thus the associated reproducing kernel is called the hyper-kernel (kernel of kernel), termed as \underline{k} . Specifically, the learned kernel in this space has the property of translation and rotation invariant simultaneously [32], and thus is extensively applied to feature representations [39] and other applications such as classification [48], density estimation [13], and out-of-sample extensions [36]. The definition of this space is presented as follows.

Definition 2.1. (*hyper-RKHS [35]*) Let X be a compact metric space, $\underline{X} = X \times X$ and $\underline{\mathcal{H}}$ denotes a Hilbert space of functions $k : \underline{X} \rightarrow \mathbb{R}$. Then $\underline{\mathcal{H}}$ is called a hyper-RKHS endowed with the dot product $\langle \cdot, \cdot \rangle_{\underline{\mathcal{H}}}$ if there exists a continuous function $\underline{k} : \underline{X} \times \underline{X} \rightarrow \mathbb{R}$ satisfying $\underline{\mathbf{x}}, \underline{\mathbf{x}}' \in \underline{X}$ such that

- \underline{k} has the reproducing property $\langle k, \underline{k}(\underline{\mathbf{x}}, \cdot) \rangle_{\underline{\mathcal{H}}} = k(\underline{\mathbf{x}})$ for all $k \in \underline{\mathcal{H}}$; in particular, we have $\langle \underline{k}(\underline{\mathbf{x}}, \cdot), \underline{k}(\underline{\mathbf{x}}', \cdot) \rangle_{\underline{\mathcal{H}}} = \underline{k}(\underline{\mathbf{x}}, \underline{\mathbf{x}}')$.
- \underline{k} spans $\underline{\mathcal{H}}$, i.e., $\underline{\mathcal{H}} = \overline{\text{span}\{\underline{k}(\underline{\mathbf{x}}, \cdot) | \underline{\mathbf{x}} \in \underline{X}\}}$.
- $\underline{k}((\underline{\mathbf{x}}, \underline{\mathbf{y}}), (\underline{\mathbf{r}}, \underline{\mathbf{s}})) = \underline{k}((\underline{\mathbf{y}}, \underline{\mathbf{x}}), (\underline{\mathbf{r}}, \underline{\mathbf{s}}))$ for all $\underline{\mathbf{x}}, \underline{\mathbf{y}}, \underline{\mathbf{r}}, \underline{\mathbf{s}} \in \underline{X}$.

Denote $C(\underline{X})$ as the space of continuous functions on \underline{X} with the norm $\|f\|_{\infty} := \sup_{\underline{\mathbf{x}} \in \underline{X}} |f(\underline{\mathbf{x}})|$ for $f \in C(\underline{X})$. Due to the continuity of the kernel function \underline{k} and compactness of \underline{X} , we have

$$\mathcal{G} := \sup_{\underline{\mathbf{x}} \in \underline{X}} \sqrt{\underline{k}(\underline{\mathbf{x}}, \underline{\mathbf{x}})} < \infty.$$

Hence the reproducing property in hyper-RKHS indicates that $\underline{\mathcal{H}} \subset C(\underline{X})$ and

$$\|k\|_{\infty} = \sup_{\underline{\mathbf{x}} \in \underline{X}} |\langle k, \underline{k}(\underline{\mathbf{x}}, \cdot) \rangle_{\underline{\mathcal{H}}}| \leq \mathcal{G} \langle k, k \rangle_{\underline{\mathcal{H}}} = \mathcal{G} \|k\|_{\underline{\mathcal{H}}}^2, \quad \forall k \in \underline{\mathcal{H}}. \quad (2.1)$$

We can see that $\underline{\mathcal{H}}$ is different from a normal RKHS \mathcal{H} on the particular form of its index set \underline{X} and the additional condition on the hyper-kernel \underline{k} to be symmetric in its first two arguments, and thus in its second two arguments as well. Here we can view the hyper-kernel \underline{k} as a function of four arguments $\underline{k}((\underline{\mathbf{x}}_1, \underline{\mathbf{x}}'_1), (\underline{\mathbf{x}}_2, \underline{\mathbf{x}}'_2))$, or as a function of two pairs $\underline{k}(\underline{\mathbf{x}}_1, \underline{\mathbf{x}}_2)$ with $\underline{\mathbf{x}}_1 = (\underline{\mathbf{x}}_1, \underline{\mathbf{x}}'_1)$ and $\underline{\mathbf{x}}_2 = (\underline{\mathbf{x}}_2, \underline{\mathbf{x}}'_2)$. Here we investigate the regularized regression problem in hyper-RKHS, which is formulated as

$$\min_{k \in \underline{\mathcal{H}}} \mathcal{T}(\mathbf{K}, k) + \lambda \langle k, k \rangle_{\underline{\mathcal{H}}}, \quad (2.2)$$

where $\lambda := \lambda(m) > 0$ is the regularization parameter satisfying $\lim_{m \rightarrow \infty} \lambda(m) = 0$. The response variable is \mathbf{K} . The quality functional is $\mathcal{T}(\mathbf{K}, k) = \sum_{i,j=1}^m \mathcal{T}(K_{ij}, k(\mathbf{x}_i, \mathbf{x}_j))$ based on its point-wise definition. It focuses on the approximation ability of a kernel function k to the given \mathbf{K} . In regression problem, it should satisfy $\mathcal{T}(K_{ij}, k(\mathbf{x}_i, \mathbf{x}_j)) = \ell(K_{ij} - k(\mathbf{x}_i, \mathbf{x}_j))$, where the loss function $\ell(\cdot)$ can be chosen as the square loss in least-squares, the ε -insensitive loss function in SVR, and so on.

Using the representer theorem in hyper-RKHS [35], the minimizer $k^* \in \underline{\mathcal{H}}$ of problem (2.2) admits

$$k^*(\mathbf{x}, \mathbf{x}') = \sum_{i=1}^m \sum_{j=1}^m \beta_{ij} \underline{k}((\mathbf{x}_i, \mathbf{x}_j), (\mathbf{x}, \mathbf{x}')) \quad \text{with } \mathbf{x}, \mathbf{x}' \in X, \beta_{ij} \in \mathbb{R}, \quad (2.3)$$

where β is the expansion coefficient matrix. In our formulation, k^* can be a general kernel, i.e., PD or indefinite. To be exact, in hyper-RKHS, the hyper-kernel \underline{k} is positive definite, but the coefficient β_{ij} in the above formulation might be negative, which results in an indefinite kernel. Therefore, as we expect, the learned solution k^* can be a positive definite kernel or an indefinite one. Such a general framework in hyper-RKHS provides strong adaptivity in kernel learning.

2.2 Regression Models in hyper-RKHS

Here we present two regression algorithms including KRR and SVR in hyper-RKHS. By choosing the square loss as the quality functional $\mathcal{T}(k, \mathbf{K})$, the least-squares regression algorithm in hyper-RKHS is

$$\min_{k \in \mathcal{H}} \sum_{i,j=1}^m \left(k(\mathbf{x}_i, \mathbf{x}_j) - K_{ij} \right)^2 + \lambda \langle k, k \rangle_{\mathcal{H}}, \quad (2.4)$$

where λ seeks for a tradeoff between the complexity of k and the fitting ability in regression. Compared to the conventional kernel ridge regression problem, our formulation in Eq. (2.4) is in a bivariate form because we optimize over the kernel function.

Using the representer theorem in hyper-RKHS, problem (2.4) can be reformulated as

$$\min_{\boldsymbol{\beta}} \left\| \underline{\mathbf{K}} \text{vec}(\boldsymbol{\beta}) - \text{vec}(\mathbf{K}) \right\|_2^2 + \lambda \text{vec}(\boldsymbol{\beta})^\top \underline{\mathbf{K}} \text{vec}(\boldsymbol{\beta}), \quad (2.5)$$

with the coefficient vector $\text{vec}(\boldsymbol{\beta}) \in \mathbb{R}^{m^2}$. The hyper-kernel matrix is $\underline{\mathbf{K}} \in \mathbb{R}^{m^2 \times m^2}$ with entries $\underline{K}_{d(i,j,m)d(r,s,m)} = k((\mathbf{x}_i, \mathbf{x}_j), (\mathbf{x}_r, \mathbf{x}_s))$, in which the function $d(i, j, m) = m(i-1) + j$ maps the pair (i, j) to the row or column index of $\underline{\mathbf{K}}$. The hyper-kernel matrix $\underline{\mathbf{K}}$ is PSD when we choose a positive definite hyper-kernel k . Note that the expansion coefficient β_{ij} is not constrained to be nonnegative, which can yield an indefinite kernel k . In [36], the authors use the nonnegative least-squares algorithm in hyper-RKHS to output a PD kernel for out-of-sample extensions, which excludes indefinite kernel learning. Comparably, in formulation, our kernel learning framework breaks through the restriction of the nonnegative constraint on the expansion coefficients in the representer theorem (2.3) in hyper-RKHS and thus is able to adapt to various requirements. The solution to problem (2.8) can be directly given by

$$\boldsymbol{\beta} = \left(\underline{\mathbf{K}} + \lambda \mathbf{I} \right)^{-1} \text{vec}(\mathbf{K}). \quad (2.6)$$

It is time-consuming due to the hyper-kernel matrix $\underline{\mathbf{K}} \in \mathbb{R}^{m^2 \times m^2}$. In the next, we will consider its scalability in large scale datasets.

Apart from exploiting KRR in hyper-RKHS, the ε -insensitive loss for bivariate-support vector regression is also suitable as a quality functional for regression, namely

$$\begin{aligned} \min_{k \in \mathcal{H}, b, \hat{\xi}, \check{\xi}} \quad & \frac{1}{2} \langle k, k \rangle_{\mathcal{H}} + C \sum_{i,j=1}^m (\hat{\xi}_{ij} + \check{\xi}_{ij}) \\ \text{s.t.} \quad & k(\mathbf{x}_i, \mathbf{x}_j) + b - K_{ij} \leq \varepsilon + \hat{\xi}_{ij} \\ & K_{ij} - k(\mathbf{x}_i, \mathbf{x}_j) - b \leq \varepsilon + \check{\xi}_{ij} \\ & \hat{\xi}_{ij}, \check{\xi}_{ij} \geq 0 \quad \forall i, j = 1, 2, \dots, m, \end{aligned} \quad (2.7)$$

where b is a bias term, C is a tradeoff between the fitting ability and the smoothness of the learned k . The notations $\hat{\xi}, \check{\xi}$ are two slack variables associated with the quality functional $\mathcal{T}(k, \mathbf{K})$. Analogous to the derived KRR in hyper-RKHS, our SVR formulation is also in a bivariate form. By the representer theorem in hyper-RKHS, the dual form of problem (2.7) is formulated as

$$\begin{aligned} \max_{\hat{\boldsymbol{\beta}}, \check{\boldsymbol{\beta}}} \quad & -\frac{1}{2} \sum_{i,j,r,s=1}^m (\hat{\beta}_{ij} - \check{\beta}_{ij})(\hat{\beta}_{rs} - \check{\beta}_{rs}) k((\mathbf{x}_i, \mathbf{x}_j), (\mathbf{x}_r, \mathbf{x}_s)) + \sum_{i,j=1}^m \left\{ K_{ij} (\hat{\beta}_{ij} - \check{\beta}_{ij}) - \varepsilon (\hat{\beta}_{ij} + \check{\beta}_{ij}) \right\} \\ \text{s.t.} \quad & 0 \leq \hat{\beta}_{ij}, \check{\beta}_{ij} \leq C, \quad \sum_{i,j=1}^m (\hat{\beta}_{ij} - \check{\beta}_{ij}) = 0, \end{aligned}$$

with the expansion coefficient $\beta_{ij} = \hat{\beta}_{ij} - \check{\beta}_{ij}$. We can see that the expansion coefficients $\beta_{ij} \in [-C, C]$ may be negative, which has the capability of resulting in an indefinite kernel k even if we choose a positive

definite hyper-kernel \underline{k} . Further, the above equation can be rewritten in a compact form

$$\begin{aligned} \max_{\underline{\hat{\beta}}, \underline{\check{\beta}}} & -\frac{1}{2}(\underline{\hat{\beta}} - \underline{\check{\beta}})^\top \underline{\mathbf{K}}(\underline{\hat{\beta}} - \underline{\check{\beta}}) + (\underline{\hat{\beta}} - \underline{\check{\beta}})^\top \text{vec}(\underline{\mathbf{K}}) - \varepsilon(\underline{\hat{\beta}} + \underline{\check{\beta}})^\top \mathbf{1} \\ \text{s.t.} & 0 \leq \underline{\hat{\beta}}, \underline{\check{\beta}} \leq C, (\underline{\hat{\beta}} - \underline{\check{\beta}})^\top \mathbf{1} = 0, \end{aligned} \quad (2.8)$$

where $\underline{\hat{\beta}} = \text{vec}(\hat{\beta}) \in \mathbb{R}^{m^2}$, $\underline{\check{\beta}} = \text{vec}(\check{\beta}) \in \mathbb{R}^{m^2}$, and $\mathbf{1}$ is an all-one vector. One can see that the derived SVR model in hyper-RKHS shares the similar formulation with that in RKHS, and can be also solved by the SMO algorithm [38].

Based on above descriptions, we formulate two regression algorithms in hyper-RKHS to output PD or indefinite kernels. This is stage 1 in the proposed two-stage kernel learning process endowed by hyper-RKHS. Stage 2, i.e., to learn the hypothesis f , is also important and there have been many discussions on both algorithms and theory. If the learned kernel is positive definite, the learning problem (classification or regression) in stage 2 is in RKHS which provides the ability to approximate functions using nonparametric functional representations. If the learned kernel is indefinite, it is associated with RKKS, which admits *positive decomposition*, i.e., an indefinite kernel corresponding to RKKS can be decomposed into the difference of two PD kernels in RKHS. A result by Langer [2] states that all the associated Hilbert space norms generated by different decompositions of the Krein space are topologically equivalent. Since indefinite kernel based models are non-convex in essence, researchers investigate numerous algorithms to solve such non-convex problem. Here, we directly use an off-the-shelf indefinite kernel based algorithm, KSVM [29], in stage 2 for classification tasks. It is a SVM solver for indefinite kernels in Krein spaces. Specifically, sometimes, the coefficient vector $\text{vec}(\beta)$ might be positive, which results in a positive definite kernel. In this case, the KSVM algorithm degenerates to a standard SVM solver. Details about this algorithm can be found in [29].

2.3 Large scale situations

Regarding to optimization algorithms for problems (2.5) and (2.8), our regression models can be solved by standard optimization algorithms, i.e., the matrix inversion operator for KRR in Eq. (2.6) and the SMO algorithm [38] for SVR. While these algorithms are time-consuming due to the m^2 variables. Note that, admittedly, the hyper-kernel matrix is an $m^2 \times m^2$ matrix, however, we do not need to simultaneously consider all pairs. As a result, here we develop a decomposition-based scalable approach with Nyström approximation, which is readily applicable to speed up our method and reduce the required storage in large scale situations.

We take SVR in hyper-RKHS as an example to illustrate our kernel approximation scheme with the following two steps. First, we use a decomposition based approach for scalability. Following [17, 44], we divide data into small subsets by k-means, and then learn the underlying kernel function on each subset. To be specific, we firstly partition the data into v subsets $\{\mathcal{V}_1, \mathcal{V}_2, \dots, \mathcal{V}_v\}$, and then solve the respective sub-problems independently with the following formulation

$$\begin{aligned} \max_{\underline{\hat{\beta}}^{(c)}, \underline{\check{\beta}}^{(c)}} & -\frac{1}{2}(\underline{\hat{\beta}}^{(c)} - \underline{\check{\beta}}^{(c)})^\top \underline{\mathbf{K}}^{(c,c)}(\underline{\hat{\beta}}^{(c)} - \underline{\check{\beta}}^{(c)}) + (\underline{\hat{\beta}}^{(c)} - \underline{\check{\beta}}^{(c)})^\top \text{vec}(Y)^{(c)} - \varepsilon(\underline{\hat{\beta}}^{(c)} + \underline{\check{\beta}}^{(c)})^\top \mathbf{1} \\ \text{s.t.} & 0 \leq \underline{\hat{\beta}}^{(c)}, \underline{\check{\beta}}^{(c)} \leq C, (\underline{\hat{\beta}}^{(c)} - \underline{\check{\beta}}^{(c)})^\top \mathbf{1} = 0, \forall c = 1, 2, \dots, v, \end{aligned} \quad (2.9)$$

where $|\mathcal{V}_c|$ denotes the number of data points in \mathcal{V}_c and the dual variable is $\underline{\beta}^{(c)} := \underline{\hat{\beta}}^{(c)} - \underline{\check{\beta}}^{(c)}$. Suppose that $\underline{\beta}^{(c)}$ is the optimal solution of the c -th subproblem, the approximation solution to the whole problem is concatenated by $\underline{\beta} = [\underline{\beta}^{(1)}, \underline{\beta}^{(2)}, \dots, \underline{\beta}^{(v)}]$. By doing so, the obtained approximation solution is close to the optimal solution $\underline{\beta}^*$ for the whole problem. By such decomposition based approach, we conduct several easy-to-solve subproblems to handle the scalability issue, but the time complexity for SVR in hyper-RKHS, $\mathcal{O}(m^4)$, is just reduced to $\mathcal{O}(m^4/v^3)$. Hence, to further accelerate the solving process, when solving each subproblem in Eq. (2.9), we use Nyström approximation [1] for the kernel matrix $\underline{\mathbf{K}}^{(c,c)}$ by randomly selecting u ($u \ll m$) columns. Finally, using the above decomposition-based approach with Nyström approximation,

the solving process for kernel learning in stage 1 can be effectively accelerated in large scale situations with the complexity $\mathcal{O}(m^2u^2/v^3)$.

The remaining question with respect to our regression models is how to choose the hyper-kernel \underline{k} . It can be noticed that numerous kernels, either PD or indefinite, can be flexibly learned in hyper-RKHS associated with a given hyper-kernel. That means the learned kernel can be data-specific and not manually designed. Specifically, the learning behavior is independent of the choices of hyper-kernel and the associated kernel parameters, but approximation performance on specific data indeed relies on them. In this paper, we adopt two hyper-kernels including the Gaussian hyper-kernel and Wishart hyper-kernel [22]. The Gaussian hyper-kernel is defined as

$$\underline{k}\left((\mathbf{x}_1, \mathbf{x}'_1), (\mathbf{x}_2, \mathbf{x}'_2)\right) = \langle \mathbf{x}_1, \mathbf{x}'_1 \rangle_{\sigma^2} \langle \mathbf{x}_2, \mathbf{x}'_2 \rangle_{\sigma^2} \times \left\langle \frac{\mathbf{x}_1 + \mathbf{x}'_1}{2}, \frac{\mathbf{x}_2 + \mathbf{x}'_2}{2} \right\rangle_{\sigma^2 + \sigma_h^2}, \quad \forall \mathbf{x}_1, \mathbf{x}'_1, \mathbf{x}_2, \mathbf{x}'_2 \in X,$$

with the notation $\langle \mathbf{x}, \mathbf{x}' \rangle_{\sigma^2} = \frac{1}{(2\pi\sigma^2)^{d/2}} e^{-\|\mathbf{x}-\mathbf{x}'\|^2/(2\sigma^2)}$ as the Gaussian kernel, where d is the feature dimension and σ_h controls the relevance between the pairs. We can see that this hyper-kernel not only considers the similarity between two points but also takes the similarity computed by the mean of two pairs into consideration, which is useful to enhance the representation ability of the learned kernels. Besides, the Wishart hyper-kernel is defined as

$$\underline{k}\left((\mathbf{x}_1, \mathbf{x}'_1), (\mathbf{x}_2, \mathbf{x}'_2)\right) = \int_{\Sigma \succeq 0} \int_X \langle \mathbf{x}_1, \mathbf{x} \rangle_{\Sigma} \langle \mathbf{x}, \mathbf{x}'_1 \rangle_{\Sigma} \langle \mathbf{x}_2, \mathbf{x} \rangle_{\Sigma} \langle \mathbf{x}, \mathbf{x}'_2 \rangle_{\Sigma} \mathcal{IW}(\Sigma; D, b) d\mathbf{x} d\Sigma,$$

where

$$\langle \mathbf{x}_1, \mathbf{x} \rangle_{\Sigma} = \frac{1}{(2\pi)^{m/2} |\Sigma|^{1/2}} \exp\left(-\frac{1}{2}(\mathbf{x} - \mathbf{x}'_1)^\top \Sigma^{-1}(\mathbf{x} - \mathbf{x}'_1)\right),$$

and $\mathcal{IW}(\Sigma; D, b)$ is the inverse Wishart distribution with the parameter matrix $D \in \mathbb{R}^{m \times m}$ and an integer parameter b . The notion $\Sigma \succeq 0$ means PSD matrices. The Wishart hyper-kernel has many nice properties and details about it can be found in [22].

3 Convergence Analysis in hyper-RKHS

In this section, we address the convergence analysis of learning problems in hyper-RKHS with least squares loss and ε -insensitive loss. Although convergence analysis of classical regression algorithms including least-squares regularized regression [54, 40], support vector regression [56], quantile regression [43] in RKHS are provided, the convergence performance of regression problems in hyper-RKHS has not yet been investigated.

Recall some notations and definitions presented above. In the context of statistical learning theory, to investigate a general regularized regression problem in hyper-RKHS, the learned regression function, also the kernel function k is defined on a compact metric space $X \times X$ denoted by \underline{X} . The hyper-kernel $\underline{k} : \underline{X} \times \underline{X} \rightarrow \mathbb{R}$ is a continuous, symmetric, positive definite function. Then the associated hyper-RKHS $\underline{\mathcal{H}}$ is defined in Definition 2.1 as the completion of the linear span of the set of function $\{\underline{k}(\underline{\mathbf{x}}, \cdot) : \underline{\mathbf{x}} \in \underline{X}\}$ with the inner product $\langle \cdot, \cdot \rangle_{\underline{\mathcal{H}}}$.

Let ρ be a non-degenerate Borel probability measure on $Z = \underline{X} \times Y = X \times X \times Y$ which can be factorized as

$$\rho(\underline{\mathbf{x}}, y) = \rho(\mathbf{x}, \mathbf{x}', y) = \rho_X(\mathbf{x})\rho_X(\mathbf{x}')\rho(y|(\mathbf{x}, \mathbf{x}')),$$

where ρ_X is a probability measure on X and $\rho(y|(\mathbf{x}, \mathbf{x}'))$ is the conditional distribution on Y given $(\mathbf{x}, \mathbf{x}') \in \underline{X}$. The *regression function* (also a kernel function) of ρ is defined by

$$k_\rho(\mathbf{x}, \mathbf{x}') = \int_Y y d\rho(y|(\mathbf{x}, \mathbf{x}')), \quad \mathbf{x}, \mathbf{x}' \in X.$$

The target of regression problem in hyper-RKHS aims to find a good approximation of k_ρ from the pairwise sample set $Z = \{\mathbf{z}_{ij}\}_{i,j=1}^m = \{(\mathbf{x}_i, \mathbf{x}_j, y_{ij})\}_{i,j=1}^m$, where $\{\mathbf{x}_i\}_{i=1}^m$ are sampled independently according to ρ_X and y_{ij} is drawn from the conditional distribution $\rho(y|(\mathbf{x}_i, \mathbf{x}_j))$. Note that these m^2 pairwise samples $\{(\mathbf{x}_i, \mathbf{x}_j, y_{ij})\}_{i,j=1}^m$ are not mutual pairwise independent [31]. Actually, for $i \neq j$, \mathbf{z}_{ij} is drawn according to ρ , while \mathbf{z}_{ii} is distributed according to $\rho'(\mathbf{x}, y) = \rho_X(\mathbf{x})\rho(y|(\mathbf{x}, \mathbf{x}))$.

The target function k_ρ is estimated by minimizing the expected risk

$$\mathcal{E}(k) := \mathcal{E}_\rho(k) = \int_{\underline{X} \times Y} \mathcal{T}(y, k(\underline{\mathbf{x}})) d\rho = \int_X \int_X \int_Y \mathcal{T}(k(\mathbf{x}, \mathbf{x}'), y) d\rho(y | (\mathbf{x}, \mathbf{x}')) d\rho_X(\mathbf{x}) d\rho_X(\mathbf{x}').$$

We additionally suppose that there exists a constant $M^* \geq 1$, such that

$$|k_\rho(\mathbf{x}, \mathbf{x}')| \leq M^* \text{ for all } \mathbf{x}, \mathbf{x}' \in X.$$

For least squares loss, we have $\mathcal{T}(y, k(\mathbf{x}, \mathbf{x}')) = (y - k(\mathbf{x}, \mathbf{x}'))^2$, and thus the empirical risk functional is defined as

$$\mathcal{E}_z(k) = \frac{1}{m^2} \sum_{i,j=1}^m \mathcal{T}(y_{ij}, k(\mathbf{x}_i, \mathbf{x}_j)) = \frac{1}{m^2} \sum_{i,j=1}^m \left(k(\mathbf{x}_i, \mathbf{x}_j) - y_{ij} \right)^2.$$

Hence, given the sample set Z , KRR in hyper-RKHS aims at finding a kernel function $k : X \times X \rightarrow \mathbb{R}$ such that $k_z(\mathbf{x}, \mathbf{x}')$ is a good estimate of y for a new pair input $(\mathbf{x}, \mathbf{x}')$. To be specific, the learning algorithm generated by a least squares regularization scheme in hyper-RKHS takes the form

$$k_{z,\lambda} := \operatorname{argmin}_{k \in \underline{\mathcal{H}}} \left\{ \frac{1}{m^2} \sum_{i,j=1}^m \left(k(\mathbf{x}_i, \mathbf{x}_j) - y_{ij} \right)^2 + \lambda \langle k, k \rangle_{\underline{\mathcal{H}}} \right\}. \quad (3.1)$$

For SVR in hyper-RKHS, it is a little sophisticated due to the insensitive parameter ε . Here we consider SVR with $\mathcal{T}(y, k(\mathbf{x}, \mathbf{x}')) = |y - k(\mathbf{x}, \mathbf{x}')|$, and then introduce ε -insensitive loss in SVR. For any $\mathbf{x}, \mathbf{x}' \in X$, the target kernel function k_ρ is defined by its value $k_\rho(\mathbf{x}, \mathbf{x}')$ to be a median function of $\rho(\cdot | (\mathbf{x}, \mathbf{x}'))$, that is

$$\begin{cases} \rho(\{y \in Y : y \leq k_\rho(\mathbf{x}, \mathbf{x}')\} | (\mathbf{x}, \mathbf{x}')) \geq \frac{1}{2}, \\ \rho(\{y \in Y : y \geq k_\rho(\mathbf{x}, \mathbf{x}')\} | (\mathbf{x}, \mathbf{x}')) \geq \frac{1}{2}. \end{cases}$$

In order to obtain a sparse solution, we introduce the ε -insensitive loss function in SVR

$$\mathcal{T}^\varepsilon(y, k(\mathbf{x}, \mathbf{x}')) = |y - k(\mathbf{x}, \mathbf{x}')|_\varepsilon = \begin{cases} 0, & \text{if } |y - k(\mathbf{x}, \mathbf{x}')| < \varepsilon; \\ |y - k(\mathbf{x}, \mathbf{x}')| - \varepsilon, & \text{otherwise,} \end{cases}$$

where the insensitivity parameter $\varepsilon := \varepsilon(m)$ should change with the sample size m satisfying $\lim_{m \rightarrow \infty} \varepsilon(m) = 0$. Given the sample set Z , SVR in hyper-RKHS with the ε -insensitive loss takes the form

$$k_{z,\lambda}^{(\varepsilon)} := \operatorname{argmin}_{k \in \underline{\mathcal{H}}} \left\{ \frac{1}{m^2} \sum_{i,j=1}^m \mathcal{T}^\varepsilon(y_{ij}, k(\mathbf{x}_i, \mathbf{x}_j)) + \lambda \langle k, k \rangle_{\underline{\mathcal{H}}} \right\}. \quad (3.2)$$

To illustrate the convergence analysis, we need the following *projection operator*.

Definition 3.1. (projection operator [5]) For $B > 0$, the projection operator $\pi = \pi_B$ is defined on the space of measurable functions $k : X \times X \rightarrow \mathbb{R}$ as

$$\pi_B(k)(\mathbf{x}, \mathbf{x}') = \begin{cases} B, & \text{if } k(\mathbf{x}, \mathbf{x}') > B; \\ -B, & \text{if } k(\mathbf{x}, \mathbf{x}') < -B; \\ k(\mathbf{x}, \mathbf{x}'), & \text{if } -B \leq k(\mathbf{x}, \mathbf{x}') \leq B, \end{cases}$$

and then the projection of k is denoted as $\pi_B(k)(\mathbf{x}, \mathbf{x}') = \pi_B(k(\mathbf{x}, \mathbf{x}'))$.

For SVR in hyper-RKHS, our approximation analysis attempts to bound the error $\|\pi_{M^*}(k_{z,\lambda}^{(\varepsilon)}) - k_\rho\|_{L_{\rho_X}^{p^*}}$ in the space $L_{\rho_X}^{p^*}$ with some $p^* > 0$, where $L_{\rho_X}^p$ is a weighted L^p -space with the norm

$$\|k\|_{L_{\rho_X}^p} = \left(\int_X \int_X |k(\mathbf{x}, \mathbf{x}')|^p d\rho_X(\mathbf{x}) d\rho_X(\mathbf{x}') \right)^{1/p}.$$

Instead, the excess error for the least-squares regression in hyper-RKHS is exactly the distance in the space $L^2_{\rho_X}(\underline{X})$ due to its strong convexity of the squared loss, namely

$$\mathcal{E}(k) - \mathcal{E}(k_\rho) = \|k - k_\rho\|_{L^2_{\rho_X}}^2.$$

To estimate the approximation error, we need the following assumptions with respect to the unbounded outputs, noise condition on ρ , and covering numbers for the hypothesis space.

First, we consider a general setting with respect to the unbounded outputs.

Definition 3.2. (*moment hypothesis [51]*) *There exist constants $M \geq 1$ and $c > 0$ such that*

$$\int_Y |y|^\iota d\rho(y)(\mathbf{x}, \mathbf{x}') \leq c!M^\iota, \quad \forall \iota \in \mathbb{N}, (\mathbf{x}, \mathbf{x}') \in \underline{X}. \quad (3.3)$$

Compared to the standard uniform boundedness assumption with $|y| \leq M$ almost surely, this assumption is general since it covers the common case with Gaussian noise. If the condition distribution $\rho(\cdot | (\mathbf{x}, \mathbf{x}'))$ is a Gaussian distribution with variance σ_X^2 bounded by B_0 , then Eq. (3.3) is satisfied with $M := \max\{\sqrt{2}B_0, M^*\}$ and $c = 4$.

The noise condition on ρ is presented as follows.

Definition 3.3. (*noise condition [6]*) *Let $p \in (0, \infty]$ and $q \in [1, \infty)$. A distribution ρ on $X \times X \times R$ is said to have a median of p -average type q if for any $(\mathbf{x}, \mathbf{x}') \in \underline{X}$, there exist a median t^* and constants $0 < a_{(\mathbf{x}, \mathbf{x}')} \leq 1$, $b_{(\mathbf{x}, \mathbf{x}')} > 0$ such that for each $u \in [0, a_{(\mathbf{x}, \mathbf{x}')}]$,*

$$\begin{cases} \rho((t^* - u, t^*) | (\mathbf{x}, \mathbf{x}')) \geq b_{(\mathbf{x}, \mathbf{x}')} u^{q-1} \\ \rho((t^*, t^* + u) | (\mathbf{x}, \mathbf{x}')) \geq b_{(\mathbf{x}, \mathbf{x}')} u^{q-1}, \end{cases} \quad (3.4)$$

and that the function on $X \times X$ taking values $(b_{(\mathbf{x}, \mathbf{x}')} a_{(\mathbf{x}, \mathbf{x}')})^{q-1}$ at $(\mathbf{x}, \mathbf{x}') \in X \times X$ lies in $L^p_{\rho_X}$.

The noise condition in Eq. (3.4) ensures that $k_\rho(\mathbf{x}, \mathbf{x}') = t^*$ is uniquely defined at every $(\mathbf{x}, \mathbf{x}') \in \underline{X}$.

Apart from the above conditions, our main results about learning rates also involve the approximation ability of $\underline{\mathcal{H}}$ with respect to its capacity and k_ρ . The approximation ability can be characterised by the regularization error.

Definition 3.4. *The regularization error is defined as*

$$D(\lambda) = \inf_{k \in \underline{\mathcal{H}}} \left\{ \mathcal{E}(k) - \mathcal{E}(k_\rho) + \lambda \|k\|_{\underline{\mathcal{H}}}^2 \right\}. \quad (3.5)$$

The target kernel function k_ρ can be approximated by $\underline{\mathcal{H}}$ with exponent $0 < r \leq 1$ if there exists a constant C_0 such that

$$D(\lambda) \leq C_0 \lambda^r, \quad \forall \lambda > 0. \quad (3.6)$$

Note that $r = 1$ is the best choice as we expect, which is equivalent to $k_\rho \in \underline{\mathcal{H}}$ when $\underline{\mathcal{H}}$ is dense. Combining Eq. (2.1) and Eq. (3.5), we have

$$\|k_\lambda\|_\infty \leq \mathcal{G} \|k_\lambda\|_{\underline{\mathcal{H}}} \leq \mathcal{G} \sqrt{\frac{D(\lambda)}{\lambda}} \leq \mathcal{G} \sqrt{C_0} \lambda^{\frac{r-1}{2}}. \quad (3.7)$$

Further, to quantitatively understand that how the complexity of $\underline{\mathcal{H}}$ affects the learning ability of algorithm in Eq. (3.2), we need the capacity of $\underline{\mathcal{H}}$ measured by covering numbers [10].

Definition 3.5. *For a subset S of $C(\underline{X})$ and $\epsilon > 0$, the covering number $\mathcal{N}(S, \epsilon)$ is the minimal integer $l \in \mathbb{N}$ such that there exist l disks with radius ϵ covering S .*

In this paper, the covering numbers of balls are defined by

$$\mathcal{B}_R = \{k \in \mathcal{H} : \|k\|_{\mathcal{H}} \leq R\},$$

where we assume that for some $s > 0$ and $C_s > 0$ such that

$$\log \mathcal{N}(\mathcal{B}_1, \epsilon) \leq C_s \left(\frac{1}{\epsilon}\right)^s, \quad \forall \epsilon > 0. \quad (3.8)$$

When \underline{X} is a bounded domain and $\underline{k} \in C^\tau(\underline{X} \times \underline{X})$, Eq. (3.8) holds true with $s = \frac{2m^2}{\tau}$. In particular, if $\underline{k} \in C^\infty(\underline{X} \times \underline{X})$, condition (3.8) is valid for an arbitrarily small $s > 0$.

Formally, our main result about SVR in hyper-RKHS is stated as follows. For $p \in (0, \infty]$ and $q \in (1, \infty)$, we denote

$$\theta = \min \left\{ \frac{2}{q}, \frac{p}{p+1} \right\} \in (0, 1]. \quad (3.9)$$

Theorem 1. *Suppose that $|k_\rho(\mathbf{x}, \mathbf{x}')| \leq M^*$ with $M^* \geq 1$, ρ has a median of p -average type q with some $p \in (0, \infty]$ and $q \in (1, \infty)$ and satisfies assumptions Eq. (3.6) with $0 < r \leq 1$ and Eq. (3.3). Assume that for some $s > 0$, take $\lambda = m^{-\alpha}$ with $0 < \alpha \leq 1$ and $\alpha < \frac{1+s}{s(2+s-\theta)}$, and set $\varepsilon = m^{-\gamma}$ with $\alpha r \leq \gamma \leq \infty$. Then with $p^* = \frac{pq}{p+1}$, for any $0 < \epsilon < \Theta/q$ and $0 < \delta < 1$, with confidence $1 - \delta$, we have*

$$\|\pi_{M^*}(k_{\mathbf{z}, \lambda}^{(\varepsilon)}) - k_\rho\|_{L_{\rho_X}^{p^*}} \leq \tilde{C}_{\underline{X}, \rho, \alpha, \gamma}^\epsilon \left(\log \frac{4}{\delta} \right)^{1/q} m^{\epsilon - \frac{\Theta}{q}},$$

where $\tilde{C}_{\underline{X}, \rho, \alpha, \gamma}^\epsilon$ is a constant independent of m or δ and the power index Θ is

$$\Theta = \min \left\{ \alpha r, \frac{1 + \alpha r - \alpha}{2 - \theta}, \frac{1}{2 + s - \theta} - \frac{\alpha s}{1 + s} \right\}. \quad (3.10)$$

The power index Θ can be viewed as a function of variables r, s, p, q, α . The restriction $\alpha < \frac{1+s}{s(2+s-\theta)}$ ensures that Θ is positive, which verifies the valid learning rate in Theorem 1.

Remark: Note that s can be arbitrarily small when the hyper-kernel \underline{k} is smooth enough. In this case, the power index Θ in Eq. (3.10) can be arbitrarily close to $\min(\alpha r, \frac{1}{2-\theta} + \frac{r-1}{2-\theta}\alpha)$.

Besides, our results about KRR in hyper-RKHS are presented as follows.

Theorem 2. *Suppose that $|k_\rho(\mathbf{x}, \mathbf{x}')| \leq M^*$ with $M^* \geq 1$, ρ satisfies the condition in Eq. (3.6) with $0 < r \leq 1$ and the moment hypothesis in Eq. (3.3) with $c > 0$. Assume that for some $s > 0$, take $\lambda = m^{-\alpha}$ with $0 < \alpha \leq 1$ and $\alpha < \frac{1+s}{s(2+s)}$. Then for any $0 < \epsilon < \Theta$ and $0 < \delta < 1$, with confidence $1 - \delta$, we have*

$$\|\pi_{M^*}(k_{\mathbf{z}, \lambda}) - k_\rho\|_{L_{\rho_X}^2} \leq \tilde{C}_{\underline{X}, \rho, \alpha, \gamma} \log \frac{4}{\delta} m^{\epsilon - \Theta},$$

where $\tilde{C}_{\underline{X}, \rho, \alpha, \gamma}$ is a constant independent of m or δ and the power index Θ is

$$\Theta = \min \left\{ \alpha r, \frac{1}{2 + s} - \frac{\alpha s}{1 + s} \right\}. \quad (3.11)$$

4 Framework of Proofs

In this section, we establish the framework of proofs for Theorem 1. We use the error decomposition technique to analyze the convergence behavior of SVR in hyper-RKHS. The key challenges in our theoretical analyses include analyzing the bias of the estimator, the effect of noise on the unbounded outputs, the non-trivial independence of pairwise samples, and the characterisation of hyper-RKHS. The last two points are the main elements on novelty in the proof. Since the proofs about the learning rate for least-squares regression in hyper-RKHS is similar to what we have for SVR in our model, we omit the detailed proofs for our learning problem with the least-squares loss.

Before proving Theorem 1, we need the proposition introduced in [47, 43].

Proposition 4.1. *Suppose that $|k_\rho(\mathbf{x}, \mathbf{x}')| \leq M^*$ with $M^* \geq 1$, ρ has a median of p -average type q with some $p \in (0, \infty]$ and $q \in (1, \infty)$, for any $k : X \times X \rightarrow [-B, B]$ with $B > 0$, there holds*

$$\|k - k_\rho\|_{L_{\rho_X}^{p^*}} \leq C_q \max\{M^*, B\}^{1-1/q} \left\{ \mathcal{E}(k) - \mathcal{E}(k_\rho) \right\}^{\frac{1}{q}}, \quad (4.1)$$

where $p^* = \frac{pq}{p+1}$ and $C_q = 2^{1-1/q} q^{1/q} \|\{(b_{(\mathbf{x}, \mathbf{x}')} a_{(\mathbf{x}, \mathbf{x}')}^{q-1})^{-1}\}_{(\mathbf{x}, \mathbf{x}') \in X \times X}\|_{L_{\rho_X}^{p^*}}^{1/q}$.

This proposition demonstrates that the excess error $\mathcal{E}(k) - \mathcal{E}(k_\rho)$ can be analysed by k_ρ and its approximation k in $L_{\rho_X}^{p^*}$. Specifically, for the least-square regression in hyper-RKHS, the excess error is exactly the distance in $L_{\rho_X}^2$ due to the strong convexity of the squared loss.

4.1 Error Decomposition

In order to estimate error $\|\pi_{M^*}(k_{\mathbf{z}, \lambda}^{(\varepsilon)}) - k_\rho\|$ in the $L_{\rho_X}^{p^*}$ space, i.e., to bound $\|\pi_B(k_{\mathbf{z}, \lambda}^{(\varepsilon)}) - k_\rho\|$ for any $B \geq M^*$. Accordingly, by Proposition 4.1, we need to estimate the excess error $\mathcal{E}(\pi_B(k_{\mathbf{z}, \lambda}^{(\varepsilon)})) - \mathcal{E}(k_\rho)$ which can be conducted by an error decomposition technique [10]. Note that the insensitivity parameter ε changes with m , we consider the insensitivity relation with additional ε on the error decomposition [55], that is

$$\mathcal{T}(y, k(\mathbf{x}, \mathbf{x}')) - \varepsilon \leq \mathcal{T}^\varepsilon(y, k(\mathbf{x}, \mathbf{x}')) \leq \mathcal{T}(y, k(\mathbf{x}, \mathbf{x}')), \quad \forall \mathbf{x}, \mathbf{x}' \in X. \quad (4.2)$$

Formally, the error decomposition is given by the following proposition.

Proposition 4.2. *Let*

$$k_\lambda = \operatorname{argmin}_{k \in \mathcal{H}} \left\{ \mathcal{E}(k) - \mathcal{E}(k_\rho) + \lambda \|k\|_{\mathcal{H}}^2 \right\}.$$

Then the excess error $\mathcal{E}(\pi_B(k_{\mathbf{z}, \lambda}^{(\varepsilon)})) - \mathcal{E}(k_\rho)$ can be bounded by

$$\begin{aligned} \mathcal{E}(\pi_B(k_{\mathbf{z}, \lambda}^{(\varepsilon)})) - \mathcal{E}(k_\rho) &\leq \mathcal{E}(\pi_B(k_{\mathbf{z}, \lambda}^{(\varepsilon)})) - \mathcal{E}(k_\lambda) + \lambda \|k_{\mathbf{z}, \lambda}^{(\varepsilon)}\|_{\mathcal{H}}^2 \\ &\leq D(\lambda) + S(\mathbf{z}, \lambda) + \frac{1}{m^2} \sum_{i, j=1}^m \left| \pi_B(y_{ij}) - y_{ij} \right| + \varepsilon, \end{aligned}$$

where $D(\lambda)$ is the regularization error defined by Eq. (3.5). The sample error $S(\mathbf{z}, \lambda)$ is denoted as

$$S(\mathbf{z}, \lambda) = \mathcal{E}(\pi_B(k_{\mathbf{z}, \lambda}^{(\varepsilon)})) - \mathcal{E}_{\mathbf{z}}(\pi_B(k_{\mathbf{z}, \lambda}^{(\varepsilon)})) + \mathcal{E}_{\mathbf{z}}(k_\lambda) - \mathcal{E}(k_\lambda) = S_1(\mathbf{z}, \lambda) + S_2(\mathbf{z}, \lambda),$$

with

$$\begin{aligned} S_1(\mathbf{z}, \lambda) &= \left\{ \mathcal{E}(\pi_B(k_{\mathbf{z}, \lambda}^{(\varepsilon)})) - \mathcal{E}(k_\rho) \right\} - \left\{ \mathcal{E}_{\mathbf{z}}(\pi_B(k_{\mathbf{z}, \lambda}^{(\varepsilon)})) - \mathcal{E}_{\mathbf{z}}(k_\rho) \right\}, \\ S_2(\mathbf{z}, \lambda) &= \left\{ \mathcal{E}_{\mathbf{z}}(k_\lambda) - \mathcal{E}_{\mathbf{z}}(k_\rho) \right\} - \left\{ \mathcal{E}(k_\lambda) - \mathcal{E}(k_\rho) \right\}. \end{aligned}$$

By Proposition 4.2, the excess error can be bounded by the sample error $S(\mathbf{z}, \lambda)$, the regularization error $D(\lambda)$, and the output error. The regularization error is bounded by Eq. (3.6). In the next, our error analysis mainly focuses on how to estimate the sample error and the output error. We expect that these approximation errors will approximate to zero at a certain rate as the sample size tends to infinity.

4.2 Estimate Sample Error and Output Error

This section is devoted to estimating the sample error $S(\mathbf{z}, \lambda)$ and the output error. Our error analysis mainly focuses on how to estimate $S_1(\mathbf{z}, \lambda)$ and $S_2(\mathbf{z}, \lambda)$. The asymptotical behaviors of S_1 and S_2 are usually illustrated by the convergence of the empirical mean $\frac{1}{m^2} \sum_{i, j=1}^m \xi_{ij}$ to its expectation $\mathbb{E}\xi$, where $\{\xi_{ij}\}_{i, j=1}^m$ are ‘‘independent’’ random variables on (Z, ρ) defined as

$$\xi(\mathbf{x}, \mathbf{x}', y) := \mathcal{T}(y, k_\lambda(\mathbf{x}, \mathbf{x}')) - \mathcal{T}(y, k_\rho(\mathbf{x}, \mathbf{x}')), \text{ and } \xi_{ij} := \xi(\mathbf{x}_i, \mathbf{x}_j, y_{ij}). \quad (4.3)$$

Note that the Lipschitz property of the ε -insensitive loss in SVR guarantees the boundedness of ξ when k is bounded. So ξ defined by Eq. (4.3) is bounded random variables even if y is unbounded. When k is fixed, which is exactly the case as we estimate S_2 , the convergence is guaranteed by the following lemma.

For $R \geq 1$, denote

$$\mathcal{W}(R) = \left\{ \mathbf{z} \in Z^{m \times m} : \|k_{\mathbf{z}, \lambda}^{(\varepsilon)}\|_{\mathcal{H}} \leq R \right\}. \quad (4.4)$$

Lemma 4.3. *If ξ is a symmetric real-valued function on $X \times X \times Y$ with mean $\mathbb{E}(\xi)$. Assume that $\mathbb{E}(\xi) \geq 0$, $|\xi(\mathbf{x}, \mathbf{x}', y) - \mathbb{E}\xi| \leq T$ almost surely and $\mathbb{E}\xi^2 \leq c_1(\mathbb{E}\xi)^\theta$ for some $0 \leq \theta \leq 1$ and $c_1 \geq 0$, $T \geq 0$. Then for every $\epsilon > 0$ there holds*

$$\text{Prob} \left\{ \frac{\frac{1}{m(m-1)} \sum_{i=1}^m \sum_{j=1, j \neq i}^m \xi(\mathbf{x}_i, \mathbf{x}_j, y_{ij}) - \mathbb{E}\xi}{\sqrt{(\mathbb{E}\xi)^\theta + \epsilon^\theta}} \geq \epsilon^{1-\frac{\theta}{2}} \right\} \leq \exp \left\{ -\frac{(m-1)\epsilon^{2-\theta}}{4c_1 + \frac{4}{3}T\epsilon^{1-\theta}} \right\}. \quad (4.5)$$

Proof Define

$$U_i = \frac{1}{2[m/2]} \left\{ \xi_{i_1 i_2} + \xi_{i_2 i_1} + \xi_{i_3 i_4} + \xi_{i_4 i_3} + \cdots + \xi_{i_{2[m/2]-1} i_{2[m/2]}} + \xi_{i_{2[m/2]} i_{2[m/2]-1}} \right\},$$

where (i_1, i_2, \dots, i_m) is a permutation of $(1, 2, \dots, m)$. Then

$$\frac{1}{m(m-1)} \sum_{i=1, i \neq j}^m \xi(\mathbf{x}_i, \mathbf{x}_j, y_{ij}) = \frac{1}{m!} \Xi_{m \cdot m} U_i, \text{ and } \mathbb{E}(U_i) = \mathbb{E}\xi,$$

where the notation $\Xi_{m \cdot m}$ is the summation taken over all permutations of the integers $1, 2, \dots, m$. Note that for distinct integers k, k', l, l' not exceeding m , random variables $\xi_{i_k i_l} + \xi_{i_l i_k}$ and $\xi_{i_{k'} i_{l'}} + \xi_{i_{l'} i_{k'}}$ are independent. Then each U_i is a summation of $[m/2]$ independent random variables. Therefore, we have

$$\begin{aligned} \text{Prob} \left\{ \frac{\frac{1}{m(m-1)} \sum_{i=1}^m \sum_{j=1, j \neq i}^m \xi(\mathbf{x}_i, \mathbf{x}_j, y_{ij}) - \mathbb{E}\xi}{\sqrt{(\mathbb{E}\xi)^\theta + \epsilon^\theta}} \geq \epsilon^{1-\frac{\theta}{2}} \right\} &= \text{Prob} \left\{ \frac{\frac{1}{m!} \sum_{m \cdot m} [U_i - \mathbb{E}U_i]}{\sqrt{(\mathbb{E}\xi)^\theta + \epsilon^\theta}} \geq \epsilon^{1-\frac{\theta}{2}} \right\} \\ &\leq \frac{1}{m!} \text{Prob} \left\{ \frac{U_i - \mathbb{E}U_i}{\sqrt{(\mathbb{E}\xi)^\theta + \epsilon^\theta}} \geq \epsilon^{1-\frac{\theta}{2}} \right\} \leq \exp \left\{ -\frac{[m/2]\epsilon^{2-\theta}}{2(c_1 + \frac{1}{3}T\epsilon^{1-\theta})} \right\}. \end{aligned} \quad (4.6)$$

Here we derive the last inequality by applying the Bernstein inequality. We thus complete the proof by noting $[m/2] \geq \frac{m-1}{2}$. \square

When the random variables are given by Eq. (4.3), for a general distribution ρ , the variance-expectation condition $\mathbb{E}\xi^2 \leq c_1(\mathbb{E}\xi)^\theta$ is satisfied with $\theta = 0$ and $c_1 = 1$. Specifically, if ρ satisfies the noise condition (i.e., Definition 3.3), the variance-expectation bound can be improved by the following lemma.

Lemma 4.4. *Under the same assumption of Proposition 4.1, for any $k : \mathcal{X} \times \mathcal{X} \rightarrow [-B, B]$ with $B > 0$, there holds*

$$\mathbb{E} \left\{ \mathcal{T}(y, k(\mathbf{x}, \mathbf{x}')) - \mathcal{T}(y, k_\rho(\mathbf{x}, \mathbf{x}')) \right\}^2 \leq C_\theta \max\{B, M^*\}^{2-\theta} \left(\mathcal{E}(k) - \mathcal{E}(k_\rho) \right)^\theta, \quad (4.7)$$

where θ is given by Eq. (3.9) and $C_\theta = 2^{2-\theta} q^\theta \|\{(b(\mathbf{x}, \mathbf{x}') a_{(\mathbf{x}, \mathbf{x}')}^{q-1})^{-1}\}_{(\mathbf{x}, \mathbf{x}') \in \underline{X}}\|_{L_{\rho_X}^p}^\theta$ with the constant $a_{(\mathbf{x}, \mathbf{x}')} \in (0, 1]$ and $b(\mathbf{x}, \mathbf{x}') > 0$.

This lemma is a direct corollary of Proposition 4.1. The positive θ here will lead to sharper estimates and play an essential role in the convergence analysis.

Now we can bound $S_2(\mathbf{z}, \lambda)$ by the following proposition.

Proposition 4.5. *Under the same assumption of Proposition 4.1, for any $0 < \delta < 1$, there exists a subset of Z_1 of $Z^{m \times m}$ with measure at least $1 - \delta/4$, such that for any $\forall \mathbf{z} \in Z_1$*

$$S_2(\mathbf{z}, \lambda) \leq \frac{1}{2}D(\lambda) + 16(C_\theta + 1) \left(B + M^* + \mathcal{G} \sqrt{\frac{D(\lambda)}{\lambda}} \right) \log \frac{4}{\delta} m^{-\frac{1}{2-\theta}} + \frac{1}{m} \left(\mathcal{G} \sqrt{\frac{D(\lambda)}{\lambda}} + M^* \right). \quad (4.8)$$

In the next, we attempt to bound $S_1(\mathbf{z}, \lambda)$ with respect to the samples \mathbf{z} . Thus a uniform concentration inequality for a family of functions containing $k_{\mathbf{z}, \lambda}^{(\varepsilon)}$ is needed to estimate S_1 . Since we have $k_{\mathbf{z}, \lambda}^{(\varepsilon)} \in \mathcal{B}_R$ by Eq. (3), we shall bound S_1 by the following concentration inequality with a properly chosen R .

Proposition 4.6. *Under the same assumption of Proposition 4.1 and Eq. (3.8), for any $0 < \delta < 1$, $R \geq 1$, $B > 0$, there exists a subset Z_2 of $Z^{m \times m}$ with measure at least $1 - \delta/4$, such that for any $\mathbf{z} \in \mathcal{W}(R) \cap Z_2$,*

$$\begin{aligned} S_1(\mathbf{z}, \lambda) &= \left\{ \mathcal{E}(\pi_B(k_{\mathbf{z}, \lambda}^{(\varepsilon)})) - \mathcal{E}(k_\rho) \right\} - \left\{ \mathcal{E}_z(\pi_B(k_{\mathbf{z}, \lambda}^{(\varepsilon)})) - \mathcal{E}_z(k_\rho) \right\} \\ &\leq 20\epsilon^*(m, R, \frac{\delta}{4}) + \frac{1}{2} \left\{ \mathcal{E}(\pi_B(k_{\mathbf{z}, \lambda}^{(\varepsilon)})) - \mathcal{E}(k_\rho) \right\} + \frac{1}{m}(B + M^*), \end{aligned} \quad (4.9)$$

where $\epsilon^*(m, R, \frac{\delta}{4})$ is given by

$$\epsilon^*(m, R, \frac{\delta}{4}) = 16(M^* + B)(C_\theta + 1) \left(\log \frac{4}{\delta} m^{-\frac{1}{2+\theta}} + C_s R^s m^{-\frac{1}{2+s-\theta}} R^{\frac{s}{1+s}} \right).$$

The left in the error decomposition demonstrated by Proposition 4.2 is to bound $\frac{1}{m^2} \sum_{i,j=1}^m |\pi_B(Y_{ij}) - Y_{ij}|$, which involves the unboundedness of the output y . Following Proposition 5 in [43], under the assumption of Eq. (3.3), for any $d \in \mathbb{N}$ and $0 < \delta < 1$, there exists a subset Z_3 of $Z^{m \times m}$ with measure at least $1 - \delta/4$, such that

$$\frac{1}{m^2} \sum_{i,j=1}^m |\pi_B(y_{ij}) - y_{ij}| \leq c \left\{ (d+1)! + 2^{d+2} d^d \right\} M^{d+1} B^{-d} + \frac{12M2^{d+1}}{m} \log \frac{4}{\delta} \quad \forall \mathbf{z} \in Z_3 \cap \mathcal{W}(R), \quad (4.10)$$

where we use $\frac{6M}{m-1} \leq \frac{12M}{m}$ for any $m > 1$.

4.3 Derive Convergence Rates

Based on above analyses, combining the bounds in Proposition 4.2, 4.5, 4.6, Eq. (3.7) and Eq. (4.10), the excess error $\mathcal{E}(\pi_B(k_{\mathbf{z}, \lambda}^{(\varepsilon)})) - \mathcal{E}(k_\rho)$ can be bounded by the following proposition.

Proposition 4.7. *Assume that $|k_\rho(\mathbf{x}, \mathbf{x}')| \leq M^*$ with $M^* \geq 1$. ρ has a median of p -average type q with some $p \in (0, \infty]$ and $q \in (1, \infty)$ and satisfies assumptions Eq. (3.9) with $0 < \theta \leq 1$, Eq. (3.6) with $0 < r \leq 1$, and Eq. (3.3) with $c > 0$. Assume that for some $s > 0$, take $\lambda = m^{-\alpha}$ with $0 < \alpha \leq 1$ and $\alpha < \frac{1+s}{s(2+s-\theta)}$. Set $\varepsilon = m^{-\gamma}$ with $\alpha r \leq \gamma \leq \infty$. Then for $B \geq M^*$, $d \in \mathbb{N}$, and $0 < \delta < 1$ with confidence $1 - \delta$, there holds*

$$\mathcal{E}(\pi_B(k_{\mathbf{z}, \lambda}^{(\varepsilon)})) - \mathcal{E}(k_\rho) \leq 4\tilde{C} \log \frac{4}{\delta} m^{-\Theta} + 2c \left\{ (d+1)! + 2^{d+2} d^d \right\} M^{d+1} B^{-d} + \frac{12M2^{d+1}}{m} \log \frac{4}{\delta},$$

where \tilde{C} is a constant independent of m or δ and the power index Θ is

$$\Theta = \min \left\{ \alpha r, \frac{1 + \alpha r - \alpha}{2 - \theta}, \frac{1}{2 + s - \theta} - \frac{\alpha s}{1 + s} \right\}. \quad (4.11)$$

Now we are ready to give the proof of Theorem 1.

Proof Using Proposition 4.1 and 4.7, for any $B \geq M^*$ with confidence $1 - \delta$, there holds

$$\begin{aligned} \|\pi_{M^*}(k_{\mathbf{z}, \lambda}^{(\varepsilon)}) - k_\rho\|_{L_{\rho_X}^{p^*}} &\leq \|\pi_B(k_{\mathbf{z}, \lambda}^{(\varepsilon)}) - k_\rho\|_{L_{\rho_X}^{p^*}} \leq C_q \left(4\tilde{C} \log \frac{4}{\delta} m^{-\Theta} \right)^{\frac{1}{q}} B \\ &+ B \left(2c \left[(d+1)! + 2^{d+2} d^d \right] M^{d+1} B^{-d} \right)^{1/q} + \left(12M2^{d+1} \log \frac{4}{\delta} \right)^{1/q} B^{1-1/q} m^{-1/q}, \end{aligned} \quad (4.12)$$

where Θ is given by Eq. (4.11), and the first inequality admits by $|k_\rho| \leq M^*$ almost surely. Following [43], we have

$$\left(2c \left[(d+1)! + 2^{d+2} d^d \right] M^{d+1} B^{-d} \right)^{1/q} \leq 2^{\frac{\Theta+2c}{qc}} (20cM) m^{-\Theta/q}, \quad (4.13)$$

and

$$\left(12M2^{d+1} \log \frac{4}{\delta}\right)^{1/q} B^{1-1/q} m^{-1/q} \leq 2^{\frac{d+1}{q}} \left(12M \log \frac{4}{\delta}\right)^{1/q} B m^{-1/q}. \quad (4.14)$$

Finally, we complete the proof by combining Eqs. (4.13) and (4.14) into Eq. (4.12)

$$\|\pi_{M^*}(k_{\mathbf{z},\lambda}^{(\varepsilon)}) - k_\rho\|_{L_{\rho_X}^*} \leq \tilde{C}_{\underline{X},\rho,\alpha,\gamma}^\varepsilon \left(\log \frac{4}{\delta}\right)^{1/q} m^{\varepsilon - \frac{\Theta}{q}},$$

with

$$\tilde{C}_{\underline{X},\alpha}^\varepsilon = 3(M + M^*) \max\left\{C_q(4\tilde{C})^{\frac{1}{q}}, (20cM)^{1/q}, (12M)^{1/q}\right\} 2^{\frac{\Theta+2\varepsilon}{q\varepsilon}} \Theta\varepsilon^{-1},$$

which concludes the proof. \square

5 Experiments

We evaluate the proposed two regression models with least-squared loss and ε -insensitive loss in hyper-RKHS, termed as “hyper-KRR” and “hyper-SVR for learning kernels”, and then apply them to classification tasks. First, we experimentally investigate the approximation performance of our methods for the known kernels on the UCI repository¹. Second, we conduct experiments to learn an underlying kernel from the “ideal” kernel on a wide range of classification problems on the UCI classification datasets. Third, for out-of-sample extensions, we apply our method to non-parametric kernel learning in a data-driven scheme from the LFW face recognition dataset². Besides, for scalability, we test our methods on two large datasets including *ijcnn1* and *covtype*³. The experiments implemented in MATLAB are conducted on a PC with Intel i5-6500 CPU (3.20 GHz) and 16 GB memory. The source code will be public.

During training, σ^2 in the Gaussian hyper-kernel is set to the variance of data, and σ_h^2 is tuned via 5-fold cross validation over the values $\{0.25\sigma^2, 0.5\sigma^2, \sigma^2, 2\sigma^2, 4\sigma^2\}$. The regularization parameters λ in KRR and C in SVR are searched on grids of \log_{10} scale in the range of $[10^{-5}, 10^5]$. The two slack variables $\xi_{ij}, \check{\xi}_{ij}$ in SVR are set to 0.1 and 0.01, respectively.

5.1 Approximating known PD/non-PD kernels

Here we carry out experiments to investigate the approximating performance for known kernels. The current state-of-the-art out-of-sample extension based algorithm [36] is taken into comparisons. This method solves a nonnegative least squares in hyper-RKHS, termed as hyper-NNLS, which can be regarded a special case of hyper-KRR. In this section, the used hyper-kernel is the hyper-Gaussian kernel.

For the experiments on UCI data sets, the data points are partitioned into 40% labeled data, 40% unlabeled data, and 20% test data. The labeled and unlabeled data points form the training dataset. Such setting follows with [36], which simultaneously considers transductive learning and inductive learning. Here we conduct experiments on several known kernels including PD and non-PD ones. That is to say, the pre-given kernel matrix is generated by a known kernel. Accordingly, we attempt to illustrate two observations. First, our regression methods in hyper-RKHS are able to accurately fit the given kernel matrix with small approximation errors when compared to [36]. The used evaluation metric here is relative mean square error (RMSE) between the learned regression function $k^*(\mathbf{x}, \mathbf{x}')$ and the pre-given kernel matrix \mathbf{K} over m^2 pairwise data points

$$\text{RMSE} = \sqrt{\frac{\sum_{i,j=1}^m (k^*(\mathbf{x}_i, \mathbf{x}_j) - K_{ij})^2}{\sum_{i,j=1}^m (K_{ij} - \text{mean}(\mathbf{K}))^2}},$$

where $\text{mean}(\mathbf{K})$ denotes the mean value of the pre-given kernel matrix \mathbf{K} . Second, our kernel learning methods incorporated into SVM perform well in terms of classification accuracy whatever the pre-given

¹<https://archive.ics.uci.edu/ml/datasets.html>

²<http://vis-www.cs.umass.edu/lfw/>

³Both data sets are available at <https://www.csie.ntu.edu.tw/~cjlin/libsvmtools/datasets/>

Table 1. RMSE performance on test data and classification accuracy of (mean±std. deviation) of each compared algorithm on unlabeled data and test data, in which the given kernel matrix is generated by a Gaussian kernel. The best performance is highlighted in **bold**. The results directly achieved by these three known kernels do not participate in ranking.

Dataset (#data, #feature)	type	fertility (100, 9)	australian (690, 14)	wine (178, 13)	sonar (208, 60)	heart (270, 13)	guide1-t (4000, 4)
the <i>known</i> Gaussian kernel	unlabel	95.02±7.11	83.92±1.90	96.68±1.93	75.34±3.07	78.63±4.52	95.67±3.71
	test	87.45±6.77	82.64±2.23	98.02±1.81	72.14±1.38	80.91±4.89	95.11±3.33
hyper-NNLS	unlabel	88.03±8.11	81.56±3.78	96.89±1.41	73.78±5.67	81.45±3.56	95.89±2.83
	test RMSE	85.51±7.72 0.152	82.64±3.60 0.088	96.33±2.67 0.123	73.83±8.02 0.165	79.04±5.11 0.128	93.42±2.81 0.288
hyper-KRR	unlabel	92.53±7.80	81.52±4.01	97.33±1.45	77.12±4.21	80.14±5.02	95.81±2.67
	test RMSE	86.01±9.33 0.081	83.63±4.20 0.138	96.62±3.41 0.062	67.82±8.20 0.085	82.73±5.22 0.95	95.65±2.54 0.104
hyper-SVR	unlabel	95.64±8.52	82.24±3.70	97.13±1.20	73.24±6.13	81.30±3.62	95.14±3.33
	test RMSE	88.53±7.10 0.102	82.61±3.93 0.108	98.04±2.22 0.089	75.54±6.42 0.143	80.12±3.20 0.120	97.92±2.32 0.120

kernel matrix is. As a consequence, such experimental setting on known kernels help us to comprehensively investigate the approximation ability of the compared algorithms on these PD or non-PD kernels.

Results on the known Gaussian kernel: Here the pre-given kernel matrix is generated by a known Gaussian kernel in SVM-CV. Table 1 reports the experimental results in terms of classification accuracy and test root mean squared error (RMSE) for out-of-sample extensions on the known Gaussian kernel. Learning on known kernels focuses on the approximation performance of the compared algorithms on these kernels. The approximation performance can be quantitatively evaluated by RMSE between the learned kernel and the given kernel matrix. From the results, we can see that the proposed hyper-SVR and hyper-KRR have the capability of approximating the Gaussian kernel when compared to hyper-NNLS. Further, in terms of the test accuracy, hyper-SVR performs better than the other two methods on test data. But, regarding to hyper-KRR and hyper-SVR, in general, we see that classification performance and approximation accuracy are not well correlated. That is to say, a better approximation performance cannot guarantee better classification performance. This might be because the original kernel might not be optimal for the task, as discussed in [37, 58] for kernel approximation.

Results on the known indefinite kernels: Here we conduct experiments on two known indefinite kernels, *i.e.*, the TL1 kernel [19]: $k(\mathbf{x}, \mathbf{x}') = \max\{\tau - \|\mathbf{x} - \mathbf{x}'\|_1, 0\}$ with $\tau = 0.7d$ as suggested, and the log kernel [4]: $k(\mathbf{x}, \mathbf{x}') = -\log(1 + \frac{\|\mathbf{x} - \mathbf{x}'\|}{\sigma})$ with the chosen $\sigma = 1$. Hence the pre-given kernel matrix is generated by two known indefinite kernels. Table 2 reports the classification accuracy and test root mean squared error for out-of-sample extensions on the TL1 kernel and the log kernel. In terms of the approximation ability of these compared algorithms, hyper-SVR performs best to approximate these two indefinite kernels. It can be noticed that, hyper-NNLS is not able to approximate the log kernel due to its negative values, and thus is infeasible for such kernel. In general, we see improvement yielded by our two regression models over hyper-NNLS on the final classification accuracy, which also shows the flexibility of indefinite kernel learning models. Specifically, the results on RMSE show consistency with the final classification accuracy on these two kernels, that is, an algorithm with the minimal RMSE often performs well on test classification accuracy.

5.2 Learning by approximating the “ideal” kernel

As aforementioned, the “ideal” kernel can be used to guide the kernel learning task. Here we evaluate our methods with other representative kernel learning based algorithms embedded in SVM for classification.

Experimental settings: Table 3 lists a brief description of six UCI datasets including the number of data n and the feature dimension d . The data are normalized to $[0, 1]^d$ in advance, and we randomly pick half of the data for training and the rest for test. The experiments are repeated 10 trials on these six datasets. The compared algorithms include

- KTA [8]: A two-stage kernel learning framework jointly learns the weights of base kernels by maximizing the alignment with the “ideal” kernel in stage 1, and then is embedded into SVM for classification.

Table 2. RMSE performance on test data and classification accuracy of (mean±std. deviation) of each compared algorithm on unlabeled data and test data, in which the given kernel matrix is generated by a TL1 kernel and a log kernel, respectively. The best performance is highlighted in **bold**. The results directly achieved by these three known kernels do not participate in ranking.

Dataset		type	fertility	australian	wine	sonar	heart	guide1-t
(#data, #feature)			(100, 9)	(690, 14)	(178, 13)	(208, 60)	(270, 13)	(4000, 4)
TL1 kernel	the <i>known</i> TL1 kernel	unlabel	91.52±8.56	79.67±6.01	96.32±3.21	74.11±3.33	76.04±2.53	96.78±0.71
		test	89.22±3.43	80.67±7.44	97.45±2.43	73.78±4.73	78.52±4.21	96.43±1.42
	hyper-NNLS	unlabel	91.78±6.83	81.32±4.31	97.60±1.42	74.41±4.24	76.78±7.33	96.52±2.43
		test	89.10±6.11	83.52±3.13	93.03±5.22	70.04±4.92	79.81±5.43	94.67±3.45
	hyper-KRR	RMSE	0.001	0.885	0.831	0.722	0.864	0.309
		unlabel	92.81±9.52	83.33±2.31	97.73±2.01	72.74±5.62	78.64±3.73	95.78±2.62
	hyper-SVR	test	87.02±4.81	76.63±8.62	77.23±5.78	62.81±4.89	71.22±4.71	92.12±2.89
		RMSE	0.001	0.580	0.347	0.712	0.707	0.496
	hyper-SVR	unlabel	91.13±8.02	81.82±3.73	97.84±1.78	73.11±4.12	75.52±2.56	96.67±0.76
		test	92.03±3.92	83.64±3.03	94.72±3.82	73.84±5.78	80.72±5.31	95.53±2.14
hyper-SVR	RMSE	0.001	0.612	0.231	0.504	0.723	0.234	
	unlabel	95.23±5.72	84.04±1.93	98.04±1.32	74.44±7.32	80.51±1.42	95.24±4.11	
log kernel	the <i>known</i> log kernel hyper-NNLS ¹	test	81.52±8.81	83.90±1.92	96.12±2.62	78.33±6.82	81.44±6.50	95.02±3.71
		-	-	-	-	-	-	-
	hyper-KRR	unlabel	98.01±2.62	73.84±1.92	97.31±1.33	72.34±5.32	81.02±2.21	95.12±1.43
		test	88.02±4.81	76.64±5.14	60.13±8.08	65.84±9.56	77.63±7.02	91.84±3.93
	hyper-KRR	RMSE	0.005	0.717	0.748	0.697	0.435	0.827
		unlabel	97.83±4.22	84.12±1.73	97.02±1.91	72.72±4.67	81.74±3.12	96.84±1.34
	hyper-SVR	test	93.53±2.44	83.42±3.80	95.53±5.12	66.74±6.32	80.93±4.70	94.22±1.63
		RMSE	0.002	0.474	0.138	0.174	0.196	0.523

¹ We omit the results provided by [36] on the log kernel because this method cannot output a nonnegative coefficient vector for approximation due to the negative values in the log kernel.

Table 3. Classification accuracy of (mean±std. deviation) of each compared algorithm on test data for the “ideal” kernel. The best performance is highlighted in **bold**.

Dataset	fertility	australian	wine	sonar	heart	guide1-t
(#data, #feature)	(100, 9)	(690, 14)	(178, 13)	(208,60)	(270, 13)	(4000, 4)
KTA	87.41±2.11	82.08±1.72	96.40±2.01	80.71±2.78	82.63±1.71	85.44±0.88
BMKL	84.40±1.62	84.41±2.00	95.06±2.87	80.96±5.02	86.33±1.23	96.91±0.28
RF	84.40±4.33	83.47±3.34	95.11±1.17	80.57±3.14	79.11±2.42	95.71±0.40
SVM-CV	85.20±1.78	85.42±0.72	94.77±1.52	85.16±3.02	81.92±2.47	96.87±0.34
hyper-KRR(Gaussian)	92.12±3.81	85.33±2.45	89.54±2.20	77.67±5.07	80.89±5.91	93.92±3.44
hyper-SVR(Gaussian)	92.51±3.45	86.43±4.21	98.12±1.64	82.54±3.02	88.14±4.62	93.17±2.91
hyper-KRR(Wishart)	92.25±2.26	79.22±2.13	94.44±2.26	75.85±2.81	79.92±2.85	91.34±1.95
hyper-SVR(Wishart)	92.53±3.24	83.26±2.88	96.38±2.65	81.33±3.22	80.20±3.45	92.83±1.86

- BMKL [14]: A Bayesian multiple kernel learning algorithm ensemble ten Gaussian kernels with different kernel widths and three polynomial kernels with different degrees.
- RF [45]: A nonparametric kernel learning framework learns the kernel by the optimized random features.
- SVM-CV: The SVM classifier with the Gaussian kernel is served as a baseline, where the balance parameter C and the kernel width σ are tuned by 5-fold cross validation on a grid of points, i.e., $\sigma = [2^{-5}, 2^{-4}, \dots, 2^5]$ and $C = [2^{-5}, 2^{-4}, \dots, 2^5]$.

Our methods includes four version determined by the used two regressors: KRR and SVR in hyper-RKHS and the used two hyper-kernels: hyper-Gaussian kernel and hyper-Wishart kernel. Note that, among these algorithms, KTA, RF, and our methods attempt to learn a kernel from the “ideal” kernel. Instead, BMKL directly ensembles several pre-given Gaussian kernels and polynomial kernels.

Experimental results: Table 3 reports the test classification accuracy of all compared methods. Compared with KTA and RF based on kernel target alignment, our methods perform better to learn the underlying kernel from the “ideal” kernel in hyper-RKHS, and thus achieve promising performance with noticeable

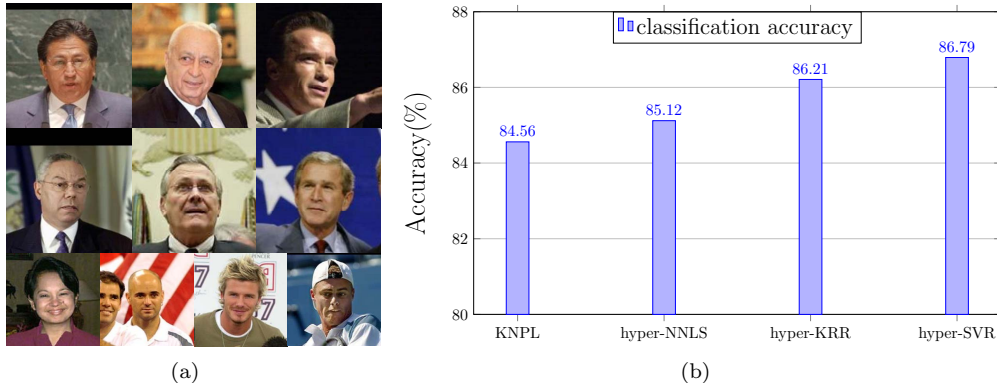


Figure 3. Some example images from LFW face recognition dataset in (a) with their respective classification accuracy of all the compared methods in (b).

margins. When compared to SVM-CV and BMKL, the proposed hyper-SVR with hyper-Gaussian kernel performs the best on the test classification accuracy, which verifies the effectiveness of our kernel learning scheme. It indicates that the learned underlying kernel is flexible beyond a linear combination of several base kernels.

For self comparisons, in terms of the test accuracy, the proposed hyper-SVR with hyper-Gaussian kernel is superior to the remaining three versions as a whole. In terms of the hyper-kernel selection, our regression models in hyper-RKHS embedded with hyper-Gaussian kernels shows superiority to those with hyper-Wishart kernels. Regarding to the loss function, our regression model with the squared loss in hyper-RKHS is often inferior to that with the ϵ -insensitive loss whatever the hyper-kernel is chosen.

5.3 Out-of-sample extensions for nonparametric kernel learning

As mentioned above, the nonparametric kernel learning in a data-driven manner is facing the out-of-sample extensions issue. For example, [27] propose a nonlinear pairwise kernel learning framework (KNPL) to significantly enhance the model flexibility, but they directly choose a simple nearest neighbor scheme for out-of-sample extensions. In this paper, we replace this scheme by the three compared methods for out-of-sample extensions on the LFW database⁴. In this dataset, we select the persons who have more than 30 face images, resulting in total 392 examples belonging to 10 people in the subset. And then, for each image, we adopt the 73-D feature developed in [25] for feature extraction. We randomly pick half of the data for training and the rest for test. Some representative example images and the experimental results of all the compared algorithms are shown in Figure 3. The recognition rates shown in Figure 3(b) indicate that the proposed hyper-SVR achieves the best performance, with an improvement of 2.23% on the KNPL algorithm with the nearest neighbor scheme [27]. Besides, when compared to [36], our two regression models performs better, which demonstrates the effectiveness of the proposed algorithms for out-of-sample extensions.

5.4 Results on Large Scale Datasets

To investigate the effectiveness of the developed kernel approximation scheme in large scale situations, we choose two large scale datasets including *ijcnn1* and *covtype* to test the compared algorithms on the ideal kernel. Note that the develop kernel approximation scheme is also suitable for the baseline [36]. Table 4 reports the number of training and test data, the number of clusters, the test classification accuracy and the training time. The experimental results show that all the three methods can be feasible to large scale case, owing much to the developed kernel approximation scheme. In these two datasets, our two methods are superior to the baseline in terms of the test accuracy. We find that, as the number of clusters increases, our methods achieve slight fluctuation on the test accuracy but greatly improve the computational efficiency. Besides, when compared to [36], hyper-KRR is efficient to obtain the coefficients without the nonnegative

⁴<http://vis-www.cs.umass.edu/lfw/>.

constraint, but needs to take more pairs into consideration. Nevertheless, the proposed two regression models still achieve a comparable computational efficiency in terms of training time.

Table 4. Classification accuracy and training time of each compared algorithm on two large scale datasets for the ideal kernel. The best performance is highlighted in **bold**.

Dataset	#nclusters	hyper-NNLS	hyper-KRR	hyper-SVR
ijcnn	5	88.79%(808.8s)	89.67%(881.6s)	90.13% (811.1s)
#train=49,990	10	88.72%(215.3s)	90.49% (391.4s)	89.76%(496.5s)
#test=91,701	20	87.21%(112.6s)	90.16%(182.2s)	90.41% (174.1s)
covtype	50	68.05%(1357.5s)	70.41%(1437.6s)	71.19% (1884.3s)
#train=232,405	100	69.66%(521.5s)	70.32% (822.7s)	69.74%(652.3s)
#test=232,405	200	67.15%(274.1s)	69.45% (302.4s)	69.27%(303.2s)

6 Summary

In this paper, we have intensively investigated the generalization properties of regression models in hyper-RKHS. The excess error converges at a certain learning rate as the sample size increases. It provides a justification for us to learn the kernel in hyper-RKHS with theoretical guarantees. Hence, we characterize a kernel learning framework in this space for kernel learning and out-of-sample extensions. Theoretical analyses and empirical results demonstrate that the proposed methods are able to learn a general kernel from an arbitrary given kernel matrix, and achieve a promising performance on classification tasks.

Acknowledgement

Fanghui and Lei contributes equally to this work. The research leading to these results has received funding from the European Research Council under the European Union’s Horizon 2020 research and innovation program / ERC Advanced Grant E-DUALITY (787960). This paper reflects only the authors’ views and the Union is not liable for any use that may be made of the contained information. This work was supported in part by Research Council KU Leuven: Optimization frameworks for deep kernel machines C14/18/068; Flemish Government: FWO projects: GOA4917N (Deep Restricted Kernel Machines: Methods and Foundations), PhD/Postdoc grant. This research received funding from the Flemish Government (AI Research Program). This work was supported in part by Ford KU Leuven Research Alliance Project KUL0076 (Stability analysis and performance improvement of deep reinforcement learning algorithms), EU H2020 ICT-48 Network TAILOR (Foundations of Trustworthy AI - Integrating Reasoning, Learning and Optimization), Leuven.AI Institute; and in part by the National Natural Science Foundation of China (NSFC, No.61876107, U1803261, 61977046,11571078, 11631015), in part by the National Key Research and Development Project (No. 2018AAA0100702), and Program of Shanghai Subject Chief Scientist (18XD1400700).

A Proofs

A.1 Proofs of Proposition 4.2

Proof Recall the definition of the project operator π_B , for any given $a, b \in \mathbb{R}$, if $a \geq b$, we have

$$\pi_B(a) - \pi_B(b) = \begin{cases} 0 & \text{if } a \geq b \geq B \text{ or } -B \geq a \geq b, \\ \min\{a, B\} + \min\{-b, B\} & \text{otherwise .} \end{cases}$$

Then we have $0 \leq \pi_B(a) - \pi_B(b) \leq a - b$ if $a \geq b$. Similarly, when $a \leq b$, we have $a - b \leq \pi_B(a) - \pi_B(b) \leq 0$. Hence for any $(\mathbf{x}, \mathbf{x}', y) \in Z$ and $k : X \times X \rightarrow \mathbb{R}$, there holds

$$\mathcal{T}^\varepsilon(\pi_B(y), \pi_B(k(\mathbf{x}, \mathbf{x}'))) \leq \mathcal{T}^\varepsilon(y, k(\mathbf{x}, \mathbf{x}')) .$$

From Eq. (3.2), $\mathcal{E}_z(\pi_B(k_{z,\lambda}^{(\varepsilon)}))$ can be bounded by

$$\begin{aligned}\mathcal{E}_z(\pi_B(k_{z,\lambda}^{(\varepsilon)})) &= \frac{1}{m^2} \sum_{i,j=1}^m \mathcal{T}^\varepsilon(y_{ij}, \pi_B(k(\mathbf{x}_i, \mathbf{x}_j))) \\ &\leq \frac{1}{m^2} \sum_{i,j=1}^m \mathcal{T}^\varepsilon(\pi_B(y_{ij}), \pi_B(k(\mathbf{x}_i, \mathbf{x}_j))) + \frac{1}{m^2} \sum_{i,j=1}^m \left| \pi_B(y_{ij}) - y_{ij} \right| \\ &\leq \mathcal{E}_z(k_{z,\lambda}^{(\varepsilon)}) + \frac{1}{m^2} \sum_{i,j=1}^m \left| \pi_B(y_{ij}) - y_{ij} \right|,\end{aligned}\tag{A.1}$$

where the second term is termed as the output error. Accordingly, we have

$$\begin{aligned}&\mathcal{E}(\pi_B(k_{z,\lambda}^{(\varepsilon)})) - \mathcal{E}(k_\rho) + \lambda \|k_{z,\lambda}^{(\varepsilon)}\|_{\mathcal{H}}^2 \\ &= \left\{ \mathcal{E}(\pi_B(k_{z,\lambda}^{(\varepsilon)})) - \mathcal{E}_z(\pi_B(k_{z,\lambda}^{(\varepsilon)})) - \mathcal{E}(k_\rho) \right\} + \mathcal{E}_z(\pi_B(k_{z,\lambda}^{(\varepsilon)})) + \lambda \|k_{z,\lambda}^{(\varepsilon)}\|_{\mathcal{H}}^2 \\ &\leq \left\{ \mathcal{E}(\pi_B(k_{z,\lambda}^{(\varepsilon)})) - \mathcal{E}_z(\pi_B(k_{z,\lambda}^{(\varepsilon)})) - \mathcal{E}(k_\rho) \right\} + \mathcal{E}_z(k_{z,\lambda}^{(\varepsilon)}) + \lambda \|k_{z,\lambda}^{(\varepsilon)}\|_{\mathcal{H}}^2 + \frac{1}{m^2} \sum_{i,j=1}^m \left| \pi_B(y_{ij}) - y_{ij} \right| \\ &\leq \left\{ \mathcal{E}(\pi_B(k_{z,\lambda}^{(\varepsilon)})) - \mathcal{E}_z(\pi_B(k_{z,\lambda}^{(\varepsilon)})) - \mathcal{E}(k_\rho) \right\} + \mathcal{E}_z(k_\lambda) + \lambda \|k_\lambda\|_{\mathcal{H}}^2 + \varepsilon + \frac{1}{m^2} \sum_{i,j=1}^m \left| \pi_B(y_{ij}) - y_{ij} \right| \\ &= D(\lambda) + \mathcal{E}(\pi_B(k_{z,\lambda}^{(\varepsilon)})) - \mathcal{E}_z(\pi_B(k_{z,\lambda}^{(\varepsilon)})) + \mathcal{E}_z(k_\lambda) - \mathcal{E}(k_\lambda) + \varepsilon + \frac{1}{m^2} \sum_{i,j=1}^m \left| \pi_B(y_{ij}) - y_{ij} \right|,\end{aligned}$$

where the first inequality holds by Eq. (A.1), the second inequality satisfies because $k_{z,\lambda}^{(\varepsilon)}$ is the minimizer of Eq. (3.2) and the insensitivity condition in Eq. (4.2), and the last equality admits by Eq. (3.5). Finally, we draw our conclusion. \square

A.2 Proofs of Proposition 4.5

Proof Considering the random variable ξ in Eq. (4.3) on (Z, ρ) , we have

$$S_2(z, \lambda) = \frac{1}{m^2} \sum_{i,j=1}^m \xi(z_{ij}) - \mathbb{E}(\xi) \leq \frac{1}{m(m-1)} \sum_{i,j=1}^m \sum_{j=1, j \neq i}^m \xi(z_{ij}) + \frac{1}{m^2} \sum_{i=1}^m \xi(z_{ii}) - \mathbb{E}(\xi).$$

First, we consider the $i \neq j$ case. Since $\|k_\lambda\|_\infty \leq \mathcal{G} \sqrt{\frac{D(\lambda)}{\lambda}}$ by Eq. (3.7) and $k_\rho(\mathbf{x}, \mathbf{x}')$ contained in $[-M^*, M^*]$. Accordingly, we can get

$$|\xi - \mathbb{E}(\xi)| \leq \mathcal{G} \sqrt{\frac{D(\lambda)}{\lambda}} + M^*.$$

By Lemma 4.4, the variance-expectation condition of $\xi(\mathbf{x}, \mathbf{x}', y)$ is satisfied with θ given by Eq. (3.9) and $c_1 = C_\theta \max\{B, M^*\}^{2-\theta}$. Applying Lemma 4.3, there exists a subset Z_1 of $Z^{m \times m}$ with confidence $1 - \delta/4$, we have

$$\frac{1}{m(m-1)} \sum_{i=1}^m \sum_{j \neq i}^m \xi(z_{ij}) - \mathbb{E}\xi \leq \sqrt{(\mathbb{E}\xi)\theta + \varepsilon} \varepsilon^{1-\frac{\theta}{2}} \leq (\mathbb{E}\xi)^{\frac{\theta}{2}} \varepsilon^{1-\frac{\theta}{2}} + \varepsilon \leq \frac{\theta}{2} \mathbb{E}\xi + \left(2 - \frac{\theta}{2}\right) \varepsilon,\tag{A.2}$$

where the last inequality is from Young's inequality. Let ε be the solution of the equation

$$\exp \left\{ - \frac{(m-1)\varepsilon^{2-\theta}}{4C_\theta \max\{B, M^*\}^{2-\theta} + \frac{4}{3}(\mathcal{G} \sqrt{\frac{D(\lambda)}{\lambda}} + M^*)\varepsilon^{1-\theta}} \right\} = \delta/4.$$

Using Lemma 7.2 in [10], we find

$$\begin{aligned} \epsilon &\leq \max \left\{ \frac{8 \left(\mathcal{G} \sqrt{\frac{D(\lambda)}{\lambda}} + M^* \right) \log \frac{4}{\delta}}{3(m-1)}, \left(\frac{8C_\theta \max\{B, M^*\}^{2-\theta} \log \frac{4}{\delta}}{m-1} \right)^{\frac{1}{2-\theta}} \right\} \\ &\leq 8(C_\theta + 1) \left(\mathcal{G} \sqrt{\frac{D(\lambda)}{\lambda}} + M^* + B \right) \log \frac{4}{\delta} m^{-\frac{1}{2-\theta}}, \end{aligned}$$

where we use $\frac{1}{m} \leq m^{-\frac{1}{2-\theta}}$ and $\left(\frac{1}{m-1}\right)^{-\frac{1}{2-\theta}} \leq m^{-\frac{1}{2-\theta}}$ with $\theta \in (0, 1]$ in Eq. (3.9). Substituting the above bound to Eq. (A.2), we obtain

$$\begin{aligned} \frac{1}{m(m-1)} \sum_{i=1}^m \sum_{j \neq i}^m \xi(z_{ij}) - \mathbb{E}\xi &\leq \frac{\theta}{2} \{ \mathcal{E}(k_\lambda) - \mathcal{E}(k_\rho) \} + 8 \left(2 - \frac{\theta}{2} \right) (C_\theta + 1) \left(\mathcal{G} \sqrt{\frac{D(\lambda)}{\lambda}} + M^* + B \right) \log \frac{4}{\delta} m^{-\frac{1}{2-\theta}} \\ &\leq \frac{1}{2} D(\lambda) + 16(C_\theta + 1) \left(\mathcal{G} \sqrt{\frac{D(\lambda)}{\lambda}} + M^* + B \right) \log \frac{4}{\delta} m^{-\frac{1}{2-\theta}}. \end{aligned}$$

Next we consider the $i = j$ case, that is

$$\frac{1}{m^2} \sum_{i=1}^m \xi(\mathbf{x}_i, \mathbf{x}_i, y_{ii}) \leq \frac{1}{m} \left(\mathcal{G} \sqrt{\frac{D(\lambda)}{\lambda}} + M^* \right).$$

Finally, combining above two equations, we have

$$S_2(\mathbf{z}, \lambda) \leq \frac{1}{2} D(\lambda) + 16(C_\theta + 1) \left(\mathcal{G} \sqrt{\frac{D(\lambda)}{\lambda}} + M^* + B \right) \log \frac{4}{\delta} m^{-\frac{1}{2-\theta}} + \frac{1}{m} \left(\mathcal{G} \sqrt{\frac{D(\lambda)}{\lambda}} + M^* \right),$$

which concludes the proof. \square

A.3 Proofs of Proposition 4.6

Proof Consider the function set \mathcal{F}_R with $R > 0$ by

$$\mathcal{F}_R := \{ \mathcal{T}(y, \pi_B(k)(\mathbf{x}, \mathbf{x}')) - \mathcal{T}(y, k_\rho(\mathbf{x}, \mathbf{x}')) : k \in \mathcal{B}_R \}.$$

Each function $g \in \mathcal{F}_R$ has the form $g(\mathbf{x}, \mathbf{x}', y) = \mathcal{T}(y, \pi_B(k)(\mathbf{x}, \mathbf{x}')) - \mathcal{T}(y, k_\rho(\mathbf{x}, \mathbf{x}'))$ with some $k \in \mathcal{B}_R$. Hence, S_1 can be bounded by

$$S_1(\mathbf{z}, \lambda) \leq \left(\frac{1}{m(m-1)} \sum_{i=1}^m \sum_{j \neq i}^m g(\mathbf{x}_i, \mathbf{x}_j, y_{ij}) - \mathbb{E}g + \frac{1}{m^2} \sum_{i=1}^m g(\mathbf{x}_i, \mathbf{x}_i, y_{ii}) \right). \quad (\text{A.3})$$

We can easily see that $\|g\|_\infty \leq B + M^*$, and thus we have $|g - \mathbb{E}g| \leq B + M^*$. By Lemma 4.4, the variance-expectation condition of $\xi(z)$ is satisfied with θ given by Eq. (3.9) and $c_1 = C_\theta \max\{B, M^*\}^{2-\theta}$.

First, we consider the $i \neq j$ case by Lemma 4.3. The Lipschitz property of the ε -insensitive loss yields $\mathcal{N}(\mathcal{F}_R, \epsilon) \leq \mathcal{N}(\mathcal{B}_1, \epsilon)$. So applying Lemma 4.3 to the function set \mathcal{F}_R with the covering number condition in Eq. (3.8), we have

$$\begin{aligned} &\text{Prob}_{\mathbf{z} \in Z^{m \times m}} \left\{ \sup_{k \in \mathcal{F}_R} \frac{\mathbb{E}g - \frac{1}{m(m-1)} \sum_{i=1}^m \sum_{j \neq i}^m g(\mathbf{x}_i, \mathbf{x}_j, y_{ij})}{\sqrt{(\mathbb{E}g)^\theta + \epsilon^\theta}} \geq 4\epsilon^{1-\frac{\theta}{2}} \right\} \\ &\leq \mathcal{N}(\mathcal{B}_1, \epsilon) \exp \left\{ - \frac{(m-1)\epsilon^{2-\theta}}{4C_\theta \max\{B, M^*\}^{2-\theta} + \frac{16}{3} M^* \epsilon^{1-\theta}} \right\} \\ &\leq \exp \left\{ C_s \left(\frac{R}{\epsilon} \right)^s - \frac{(m-1)\epsilon^{2-\theta}}{4C_\theta \max\{B, M^*\}^{2-\theta} + \frac{4}{3}(B + M^*)\epsilon^{1-\theta}} \right\}, \end{aligned}$$

where $\mathbb{E}g = \mathcal{E}(\pi_B(k)) - \mathcal{E}(k_\rho)$. Hence there holds a subset Z_2 of $Z^{m \times m}$ with confidence at least $1 - \delta/4$ such that

$$\sup_{k \in \mathcal{F}_R} \frac{\mathbb{E}g - \frac{1}{m(m-1)} \sum_{i=1}^m \sum_{j \neq i}^m g(\mathbf{x}_i, \mathbf{x}_j, y_{ij})}{\sqrt{(\mathbb{E}g)^\theta + \left(\epsilon^*(m, R, \frac{\delta}{4})\right)^\theta}} \leq 4\left(\epsilon^*(m, R, \frac{\delta}{4})\right)^{1-\frac{\theta}{2}} \quad \forall \mathbf{z} \in Z_2 \cap \mathcal{W}(R),$$

where $\epsilon^*(m, R, \frac{\delta}{4})$ is the smallest positive number ϵ satisfying

$$C_s \left(\frac{R}{\epsilon}\right)^s - \frac{m\epsilon^{2-\theta}}{4C_\theta \max\{B, M^*\}^{2-\theta} + \frac{4}{3}(M^* + B)\epsilon^{1-\theta}} = \log \frac{\delta}{4},$$

using Lemma 7.2 in [10], we have

$$\begin{aligned} \epsilon^* &\leq \max \left\{ \frac{16(M^* + B)}{3m} \log \frac{4}{\delta}, \left(\frac{16C_\theta \max\{B, M^*\}^{2-\theta}}{m} \log \frac{4}{\delta} \right)^{\frac{1}{2-\theta}}, \left(\frac{16(M^* + B)}{3m} C_s R^s \right)^{\frac{1}{1+s}}, \right. \\ &\quad \left. \left(\frac{16 \max\{B, M^*\}^{2-\theta}}{3m} C_s R^s C_\theta \right)^{\frac{1}{2-\theta+s}} \right\} \\ &\leq 16(M^* + B)(C_\theta + 1) \log \frac{4}{\delta} m^{-\frac{1}{2-\theta}} + 16C_s(M^* + B)(C_\theta + 1) m^{-\frac{1}{2+s-\theta}} R^{\frac{s}{1+s}}, \end{aligned}$$

where we use $\frac{1}{m} \leq m^{-\frac{1}{2-\theta}}$, $M^* \geq 1$ and $(M^*)^{\frac{1}{1+s}} \leq (M^*)^{\frac{2-\theta}{2-\theta+s}}$.

Next we consider $i = j$ case in $S_1(\mathbf{z}, \lambda)$. Since $\|g\|_\infty \leq B + M^*$, we have

$$\frac{1}{m^2} \sum_{i=1}^m g(\mathbf{x}_i, \mathbf{x}_i, y_{ii}) \leq \frac{1}{m} (B + M^*).$$

Combining above two equations, for $\mathbf{z} \in \mathcal{B}(R) \cap Z_2$, we have

$$\begin{aligned} S_1(\mathbf{z}, \lambda) &= \left\{ \mathcal{E}(\pi_B(k_{\mathbf{z}, \lambda}^{(\epsilon)})) - \mathcal{E}(k_\rho) \right\} - \left\{ \mathcal{E}_{\mathbf{z}}(\pi_B(k_{\mathbf{z}, \lambda}^{(\epsilon)})) - \mathcal{E}_{\mathbf{z}}(k_\rho) \right\} \\ &\leq 4\left[\epsilon^*(m, R, \frac{\delta}{4})\right]^{1-\frac{\theta}{2}} \sqrt{\left(\mathcal{E}(\pi(k_{\mathbf{z}, \lambda})) - \mathcal{E}(k_\rho))^\theta + \left(\epsilon^*(m, R, \frac{\delta}{4})\right)^\theta\right)} + \frac{1}{m}(B + M^*) \\ &\leq (1 - \frac{\theta}{2})4^{2/(2-\theta)}\epsilon^*(m, R, \frac{\delta}{4}) + \frac{\theta}{2}\left(\mathcal{E}(\pi_B(k_{\mathbf{z}, \lambda}^{(\epsilon)})) - \mathcal{E}(k_\rho)\right) + 4\epsilon^*(m, R, \frac{\delta}{4}) + \frac{1}{m}(B + M^*) \\ &\leq 20\epsilon^*(m, R, \frac{\delta}{4}) + \frac{1}{2}\left\{\mathcal{E}(\pi_B(k_{\mathbf{z}, \lambda}^{(\epsilon)})) - \mathcal{E}(k_\rho)\right\} + \frac{1}{m}(B + M^*), \end{aligned}$$

where the second inequality is from Young's inequality. Finally, we complete the proof. \square

A.4 Proofs of Proposition 4.7

Proof Combining the bounds in Proposition 4.2, 4.5, 4.6, Eq. (3.7) and Eq. (4.10), the excess error $\mathcal{E}(\pi_B(k_{\mathbf{z}, \lambda}^{(\epsilon)})) - \mathcal{E}(k_\rho)$ can be bounded by

$$\begin{aligned} \mathcal{E}(\pi(k_{\mathbf{z}, \lambda}^{(\epsilon)})) - \mathcal{E}(k_\rho) &\leq 2\epsilon + 3C_0\lambda^r + 32(C_\theta + 1)\left(M^* + \mathcal{G}\sqrt{C_0}\lambda^{\frac{r-1}{2}}\right) \log \frac{4}{\delta} m^{-\frac{1}{2-\theta}} + \frac{2\mathcal{G}\sqrt{C_0}\lambda^{\frac{r-1}{2}}}{m} \\ &\quad + 640(C_\theta + 1)(M^* + B) \left(\log \frac{4}{\delta} m^{-\frac{1}{2-\theta}} + C_s m^{-\frac{1}{2+s-\theta}} R^{\frac{s}{1+s}} \right) \\ &\quad + \frac{2B + 4M^*}{m} + 2c \left\{ (d+1)! + 2^{d+2}d^d \right\} M^{d+1} B^{-d} + \frac{12M2^{d+1}}{m} \log \frac{4}{\delta}. \end{aligned} \tag{A.4}$$

In the next, we attempt to find a $R > 0$ by giving a bound for $\lambda \|k_{\mathbf{z},\lambda}^{(\varepsilon)}\|_{\underline{\mathcal{H}}}^2$. Form the definition of $k_{\mathbf{z},\lambda}^{(\varepsilon)}$ in Eq. (3.2), we have

$$\lambda \|k_{\mathbf{z},\lambda}^{(\varepsilon)}\|_{\underline{\mathcal{H}}}^2 \leq \mathcal{E}_{\mathbf{z}}(k_{\mathbf{z},\lambda}^{(\varepsilon)}) + \lambda \|k_{\mathbf{z},\lambda}^{(\varepsilon)}\|_{\underline{\mathcal{H}}}^2 \leq \mathcal{E}_{\mathbf{z}}(0) \leq \frac{1}{m^2} \sum_{i,j=1}^m |Y_{ij}|.$$

Using Eq. (4.10) with confidence $1 - \delta/4$, we have

$$\frac{1}{m^2} \sum_{i,j=1}^m |Y_{ij}| \leq cM + 4M(1 + \sqrt{2c}) \frac{\log \frac{4}{\delta}}{\sqrt{m}} \leq (3cM + 4M) \log \frac{4}{\delta} := M_{\delta}. \quad (\text{A.5})$$

This yields the measure of the set $\mathcal{W}(\frac{M_{\delta}}{\lambda})$ is at least $1 - \delta/4$, thus the measure of the set $\mathcal{W}(\frac{M_{\delta}}{\lambda}) \cap Z_3 \cap Z_2 \cap Z_1$ is at least $1 - \delta$. We substitute $R = \frac{M_{\delta}}{\lambda}$ to Eq. (A.4) and let Eq. (3.8) with $s > 0$, Eq. (3.6) with $0 < r \leq 1$, take $\lambda = m^{-\alpha}$ with $0 < \alpha \leq 1$ and $\alpha < \frac{1+s}{s(2+s-\theta)}$. Set $\varepsilon = m^{-\gamma}$ with $\alpha r \leq \gamma \leq \infty$, we have

$$\begin{aligned} \mathcal{E}(\pi(k_{\mathbf{z},\lambda}^{(\varepsilon)})) - \mathcal{E}(k_{\rho}) &\leq 2m^{-\gamma} + 3C_0 m^{-\alpha r} + \tilde{C}_1 \log \frac{4}{\delta} m^{-\frac{1}{2-\theta}} + \tilde{C}_2 \log \frac{4}{\delta} m^{-\left[\frac{1}{2-\theta} + \frac{\alpha(r-1)}{2-\theta}\right]} \\ &\quad + 2\mathcal{G}\sqrt{C_0} m^{-\left[\frac{\alpha(r-1)}{2} + 1\right]} + \tilde{C}_3 (3cM + 4M) m^{\frac{\alpha s}{1+s} - \frac{1}{2+s-\theta}} \\ &\quad + \frac{2B + 4M^*}{m} + 2c \left\{ (d+1)! + 2^{d+2} d^d \right\} M^{d+1} B^{-d} + \frac{12M2^{d+1}}{m} \log \frac{4}{\delta}, \end{aligned}$$

where \tilde{C}_1 , \tilde{C}_2 and \tilde{C}_3 are constants given by

$$\tilde{C}_1 = (C_{\theta} + 1)(672M^* + 640B), \quad \tilde{C}_2 = 32(C_{\theta} + 1)\mathcal{G}\sqrt{C_0}, \quad \tilde{C}_3 = 640(C_{\theta} + 1)(M^* + B)C_s.$$

Formally, we choose

$$\tilde{C} = \max \left\{ 3C_0, \tilde{C}_1, \tilde{C}_2, 2\mathcal{G}\sqrt{C_0}, \tilde{C}_3(3cM + 4M), 2B + 4M^* \right\} = \max \left\{ 3C_0, \tilde{C}_1, \tilde{C}_2, 2\mathcal{G}\sqrt{C_0}, \tilde{C}_3(3cM + 4M) \right\},$$

and the power index Θ

$$\begin{aligned} \Theta &= \min \left\{ \gamma, \alpha r, \frac{1}{2-\theta}, \frac{1}{2-\theta} + \frac{\alpha(r-1)}{2-\theta}, \frac{\alpha(r-1)}{2} + 1, \frac{1}{2+s-\theta} - \frac{\alpha s}{1+s} \right\} \\ &= \min \left\{ \alpha r, \frac{1 + \alpha r - \alpha}{2-\theta}, \frac{1}{2+s-\theta} - \frac{\alpha s}{1+s} \right\}, \end{aligned}$$

which concludes the proof. \square

References

- [1] T. Angles, R. Camoriano, A. Rudi, and L. Rosasco. Nytro: When subsampling meets early stopping. In *Proceedings of the International Conference on Artificial Intelligence and Statistics*, pages 1403–1411, 2016. 6
- [2] Y. Bengio, J. F. Paiement, and P. Vincent. Out-of-sample extensions for lle, isomap, mds, eigenmaps, and spectral clustering. In *Proceedings of Advances in Neural Information Processing Systems*, pages 177–184, 2004. 3
- [3] J. Bognár. *Indefinite inner product spaces*. Springer, 1974. 2
- [4] S. Boughorbel, J.-P. Tarel, and N. Boujemaa. Conditionally positive definite kernels for SVM based image recognition. In *Proceedings of IEEE International Conference on Multimedia and Expo*, pages 113–116, 2005. 15
- [5] D. Chen, Q. Wu, Y. Ying, and D. Zhou. Support vector machine soft margin classifiers: error analysis. *Journal of Machine Learning Research*, 5(3):1143–1175, 2004. 8
- [6] A. Christmann and I. Steinwart. How SVMs can estimate quantiles and the median. In *Proceedings of Advances in Neural Information Processing Systems*, pages 305–312, 2007. 9
- [7] C. Cortes, M. Mohri, and A. Rostamizadeh. Generalization bounds for learning kernels. In *Proceedings of the International Conference on Machine Learning*, pages 1–8, 2010. 1
- [8] C. Cortes, M. Mohri, and A. Rostamizadeh. Algorithms for learning kernels based on centered alignment. *Journal of Machine Learning Research*, 13(2):795–828, 2012. 1, 15
- [9] N. Cristianini, A. Elisseeff, A. Elisseeff, and J. Kandola. On kernel-target alignment. In *Proceedings of Neural Information Processing Systems*, pages 367–373, 2001. 1
- [10] F. Cucker and D. Zhou. *Learning theory: an approximation theory viewpoint*, volume 24. Cambridge University Press, 2007. 9, 11, 20, 21
- [11] H. Drucker, C. J. Burges, L. Kaufman, A. J. Smola, and V. Vapnik. Support vector regression machines. In *Proceedings of Advances in Neural Information Processing Systems*, pages 155–161, 1997. 1
- [12] A. Feragen, F. Lauze, and S. Hauberg. Geodesic exponential kernels: when curvature and linearity conflict. In *Proceedings of the IEEE Conference on Computer Vision and Pattern Recognition*, pages 3032–3042, 2015. 2
- [13] R. Ganti, N. Vasiloglou, and A. Gray. Hyper-kernel based density estimation. In *Proceedings of NIPS Workshop on Automatic Selection of Optimal Kernel*, pages 1–4, 2008. 4
- [14] M. Gonen. Bayesian efficient multiple kernel learning. In *Proceedings of the International Conference on Machine Learning*, pages 1–8, 2012. 16
- [15] M. Gönen and E. Alpaydm. Multiple kernel learning algorithms. *Journal of Machine Learning Research*, 12:2211–2268, 2011. 2
- [16] Q. Hong, P. Zhang, D. Wang, and B. Zhang. An explicit nonlinear mapping for manifold learning. *IEEE Transactions on Systems Man and Cybernetics Part B*, 43(1):51–63, 2013. 3
- [17] C.-J. Hsieh, S. Si, and I. Dhillon. A divide-and-conquer solver for kernel support vector machines. In *Proceedings of the International Conference on Machine Learning*, pages 566–574, 2014. 6
- [18] X. Huang, A. Maier, J. Hornegger, and J. A. Suykens. Indefinite kernels in least squares support vector machines and principal component analysis. *Applied and Computational Harmonic Analysis*, 43(1):162–172, 2017. 1

- [19] X. Huang, J. A. Suykens, S. Wang, J. Hornegger, and A. Maier. Classification with truncated ℓ_1 distance kernel. *IEEE Transactions on Neural Networks and Learning Systems*, 29(5):2025 – 2030, 2018. [2](#), [15](#)
- [20] L. Jain, B. Mason, and R. Nowak. Learning low-dimensional metrics. In *Proceedings of Advances in Neural Information Processing Systems*, pages 4142–4150, 2017. [3](#)
- [21] P. Jawanpuria, J. S. Nath, and G. Ramakrishnan. Generalized hierarchical kernel learning. *Journal of Machine Learning Research*, 16(1):617–652, 2015. [1](#)
- [22] R. Kondor and T. Jebara. Gaussian and Wishart hyper-kernels. In *Proceedings of Advances in Neural Information Processing Systems*, pages 729–736, 2007. [2](#), [7](#)
- [23] B. Kulis. Metric learning: a survey. *Foundations and Trends in Machine Learning*, 5(4), 2013. [3](#)
- [24] A. Kumar, A. Niculescumizil, K. Kavukcuoglu, and H. D. Iii. A binary classification framework for two-stage multiple kernel learning. pages 1295–1302, 2012. [1](#)
- [25] N. Kumar, A. C. Berg, P. N. Belhumeur, and S. K. Nayar. Attribute and simile classifiers for face verification. In *Proceedings of the International Conference on Computer Vision*, pages 365–372, 2009. [17](#)
- [26] G. R. G. Lanckriet, N. Cristianini, P. Bartlett, L. E. Ghaoui, and M. I. Jordan. Learning the kernel matrix with semi-definite programming. *Journal of Machine Learning Research*, 5(1):27–72, 2004. [1](#)
- [27] F. Liu, X. Huang, C. Gong, J. Yang, and L. Li. Nonlinear pairwise layer and its training for kernel learning. In *Proceedings of the AAAI Conference on Artificial Intelligence*, pages 3659–3666, 2018. [3](#), [17](#)
- [28] F. Liu, X. Huang, C. Gong, J. Yang, and L. Li. Learning data-adaptive non-parametric kernels. *Journal of Machine Learning Research*, 21(208):1–39, 2020. [3](#)
- [29] G. Loosli, S. Canu, and S. O. Cheng. Learning SVM in Kreĭn spaces. *IEEE Transactions on Pattern Analysis and Machine Intelligence*, 38(6):1204–1216, 2016. [6](#)
- [30] Z. Lu, P. Jain, and I. S. Dhillon. Geometry-aware metric learning. In *Proceedings of the International Conference on Machine Learning*, pages 673–680, 2009. [3](#)
- [31] M. Luby and A. Wigderson. Pairwise independence and derandomization. *Foundations and Trends® in Theoretical Computer Science*, 1(4):237–301, 2006. [7](#)
- [32] Y. Motai. Kernel association for classification and prediction: a survey. *IEEE Transactions on Neural Networks and Learning Systems*, 26(2):208–223, 2015. [4](#)
- [33] J. B. Oliva, A. Dubey, A. G. Wilson, B. Póczos, J. Schneider, and E. P. Xing. Bayesian nonparametric kernel learning. In *Proceedings of the International Conference on Artificial Intelligence and Statistics*, pages 1078–1086, 2016. [1](#)
- [34] C. S. Ong, X. Mary, and A. J. Smola. Learning with non-positive kernels. In *Proceedings of the International Conference on Machine Learning*, pages 81–89, 2004. [2](#)
- [35] C. S. Ong, A. J. Smola, and R. C. Williamson. Learning the kernel with hyperkernels. *Journal of Machine Learning Research*, 6(Jul):1043–1071, 2005. [2](#), [4](#)
- [36] B. Pan, W. S. Chen, B. Chen, C. Xu, and J. Lai. Out-of-sample extensions for non-parametric kernel methods. *IEEE Transactions on Neural Networks and Learning Systems*, 28(2):334–345, 2017. [3](#), [4](#), [5](#), [14](#), [16](#), [17](#)
- [37] J. Pennington, F. X. X. Yu, and S. Kumar. Spherical random features for polynomial kernels. In *Proceedings of Advances in Neural Information Processing Systems*, pages 1846–1854, 2015. [2](#), [15](#)

- [38] J. C. Platt. Sequential minimal optimization: a fast algorithm for training support vector machines. In *Advances in Kernel Methods-Support Vector Learning*, pages 212–223, 1998. 6
- [39] A. Raj, A. Kumar, Y. Mroueh, P. T. Fletcher, and B. Schölkopf. Local group invariant representations via orbit embeddings. *arXiv preprint arXiv:1612.01988*, 2016. 4
- [40] A. Rudi and L. Rosasco. Generalization properties of learning with random features. In *Proceedings of Advances in Neural Information Processing Systems*, pages 3215–3225, 2017. 7
- [41] F. M. Schleif and P. Tino. Indefinite proximity learning: a review. *Neural Computation*, 27(10):2039–2096, 2015. 2
- [42] B. Schölkopf, A. J. Smola, and K.-R. Müller. Kernel principal component analysis. In *Proceedings of International Conference on Artificial Neural Networks*, pages 583–588, 1997. 1
- [43] L. Shi, X. Huang, Z. Tian, and J. A. Suykens. Quantile regression with ℓ_1 -regularization and Gaussian kernels. *Advances in Computational Mathematics*, 40(2):517–551, 2014. 7, 10, 13
- [44] S. Si, C.-J. Hsieh, and I. S. Dhillon. Memory efficient kernel approximation. *Journal of Machine Learning Research*, 18:1–32, 2017. 6
- [45] A. Sinha and J. C. Duchi. Learning kernels with random features. In *Proceedings of Advances in Neural Information Processing Systems*, pages 1298–1306, 2016. 16
- [46] A. J. Smola, Z. L. Ovari, and R. C. Williamson. Regularization with dot-product kernels. In *Proceedings of Advances in Neural Information Processing Systems*, pages 308–314, 2001. 2
- [47] I. Steinwart and A. Christmann. Estimating conditional quantiles with the help of the pinball loss. *Bernoulli*, 17(1):211–225, 2011. 10
- [48] W. H. Tsang and T. Y. Kwok. Efficient hyper-kernel learning using second-order cone programming. *IEEE Transactions on Neural Networks*, 17(1):48–58, 2006. 4
- [49] V. N. Vapnik. *The Nature of Statistical Learning Theory*. Springer, 1995. 1
- [50] A. C. L. Vikas Sindhvani. Non-parametric group orthogonal matching pursuit for sparse learning with multiple kernels. In *Proceedings of Neural Information Processing Systems*, pages 2519–2527, 2011. 1
- [51] C. Wang and D.-X. Zhou. Optimal learning rates for least squares regularized regression with unbounded sampling. *Journal of Complexity*, 27(1):55–67, 2011. 9
- [52] T. Wang, D. Zhao, and S. Tian. An overview of kernel alignment and its applications. *Artificial Intelligence Review*, 43(2):179–192, 2015. 1
- [53] A. G. Wilson and R. P. Adams. Gaussian process kernels for pattern discovery and extrapolation. In *Proceedings of the International Conference on Machine Learning*, pages 1067–1075, 2013. 1
- [54] Q. Wu, Y. Ying, and D. Zhou. Learning rates of least-square regularized regression. *Foundations of Computational Mathematics*, 6(2):171–192, 2006. 7
- [55] D. Xiang, T. Hu, and D. Zhou. Learning with varying insensitive loss. *Applied Mathematics Letters*, 24(12):2107–2109, 2011. 11
- [56] D. Xiang, T. Hu, and D. Zhou. Approximation analysis of learning algorithms for support vector regression and quantile regression. *Journal of Applied Mathematics*, 2012(19):1–17, 2012. 7
- [57] Y. Xie, J. Ho, and B. Vemuri. On a nonlinear generalization of sparse coding and dictionary learning. In *Proceedings of the International Conference on Machine Learning*, pages 1480–1488, 2013. 3
- [58] F. X. Yu, S. Kumar, H. Rowley, and S. F. Chang. Compact nonlinear maps and circulant extensions. *arXiv preprint arXiv:1503.03893*, 2015. 15