

Insufficient properties of image encryption algorithms

Martin Stanek

Department of Computer Science
Comenius University
stanek@dcs.fmph.uniba.sk

Abstract

We analyze the security of recently proposed image encryption scheme [1]. We show that the scheme is insecure and the methods used to evaluate its security are insufficient. By designing the Deliberately Weak Cipher, a completely vulnerable cipher with good statistical properties, we illustrate our main point – a solid analysis cannot be replaced by some selected set of statistical properties.

Keywords: image encryption, Hill cipher, cryptanalysis.

1 Introduction

Encryption is an important tool for ensuring confidentiality of data. Recently, the ECCHC – a combination of elliptic-curve cryptography and Hill cipher – was proposed by Dawahdeh, Yaakob and bin Othman [1]. The proposal is specifically aimed at image encryption. The authors justify the security of the ECCHC by evaluating selected statistical properties on sample plaintext and ciphertext images. The properties are entropy, peak signal to noise ratio, and unified average changing intensity.

Our contribution. We analyze the security of the ECCHC scheme and show its various weaknesses that render the scheme unusable for any security sensitive application. Evaluating some selected set of statistical properties is not an adequate replacement for analyzing how cryptanalytic attacks apply to an encryption scheme. In order to accentuate this point, we propose a toy example – the Deliberately Weak Cipher (DWC). The DWC is completely weak (with only 8 bit key and other serious vulnerabilities), but it attains comparable or even better statistical parameters (depending on input image type) than the ECCHC.

2 The ECCHC scheme

The ECCHC scheme combines public key cryptography based on elliptic curves with symmetric encryption in a straightforward way. The authors tailored their proposal to encryption of 8-bit grayscale images of size 256×256 pixels, although it can be easily extended to other image types. To keep our presentation simple, we also use this particular image type. The weaknesses identified in the scheme are relevant for possible extension as well.

2.1 Overview of the scheme

The ECC part of the scheme is basically a Diffie-Hellman key agreement. Let (E, \cdot) be a group of points on some elliptic curve, generated by a generator G . Let $|E| = p$ be a prime. A user U can generate his/her private key n_U by randomly choosing from $\{0, 1, \dots, p-1\}$. The corresponding public key is $P_U = n_U G$.

Two users, A and B , can agree on a shared point $K_I = (x, y) \in E$ by computing $K_I = n_A P_B = n_A n_B G$ (for user A) or $K_I = n_B P_A = n_A n_B G$ (for user B). The point K_I is used to obtain a 2×2 matrix K :

$$K = \begin{bmatrix} k_{11} & k_{12} \\ k_{21} & k_{22} \end{bmatrix},$$

where $(k_{11}, k_{12}) = xG$ and $(k_{21}, k_{22}) = yG$. A 4×4 self-invertible matrix K_m is formed as follows (I denotes a 2×2 identity matrix):

$$K_m = \begin{bmatrix} K & I - K \\ I + K & -K \end{bmatrix},$$

Since the matrix is used for encrypting plaintexts with the alphabet of size 256 (8-bit grayscale) the elements are transformed mod 256.

The second part of the scheme is Hill cipher used in the ECB (Electronic Codebook) mode to sequentially encrypt 4×1 vectors from a plaintext image. We denote by P_1, \dots, P_n the sequence of 4×1 vectors that the image is split into (for 256×256 image we have $n = 256^2/4 = 16384$). The ciphertext is a sequence of blocks C_1, \dots, C_n , where the i -th block/vector C_i is computed by simple matrix-vector multiplication: $C_i = K_m \cdot P_i$. Given that K_m is self-invertible, a decryption uses the same multiplication: $P_i = K_m \cdot C_i$.

2.2 Weaknesses of the ECCHC scheme

We discuss some properties of the ECCHC that, in our opinion, make the scheme insecure and unsuitable for any security sensitive application.

Low entropy of the symmetric key. The matrix K_m is uniquely determined by any of its quadrants, e.g. 4 elements of K mod 256 are sufficient to reconstruct K_m . Hence the worst case complexity of brute-force attack is very low $\sim 2^{4 \cdot 8} = 2^{32}$.

Known plaintext attack. The proposal inherits the linearity of Hill cipher. This makes it vulnerable to known plaintext attack. For 4×1 plaintext block and corresponding ciphertext block we obtain four linear equations with 4 unknowns (values of the matrix K). For random plaintext block we can find a unique solution with high probability. Multiple distinct plaintext-ciphertext pairs of blocks yield the key with certainty.

Using the symmetric transformation in the ECB mode. Opting for the ECB mode has a well known weakness: equal plaintext blocks are encrypted to equal ciphertext blocks, $P_i = P_j \Rightarrow C_i = C_j$. This property can be particularly unfortunate for images containing patterns or drawings, where equal 4×1 blocks are expected. It is certainly possible to modify the symmetric part of the ECCHC to employ a counter or using other modes, however the proposal does not address this issue in any way.

Fixed points. The structure of self-invertible matrix K_m guarantees that vectors of the form $P = (p, p, p, p)^T$, for any p , are fixed points regardless of actual values in K_m :

$$K_m \cdot P = \begin{bmatrix} K & I - K \\ I + K & -K \end{bmatrix} \cdot \begin{bmatrix} p \\ p \\ p \\ p \end{bmatrix} = \begin{bmatrix} K \cdot \begin{bmatrix} p \\ p \end{bmatrix} + (I - K) \cdot \begin{bmatrix} p \\ p \end{bmatrix} \\ (I + K) \cdot \begin{bmatrix} p \\ p \end{bmatrix} - K \cdot \begin{bmatrix} p \\ p \end{bmatrix} \end{bmatrix} = \begin{bmatrix} p \\ p \\ p \\ p \end{bmatrix}.$$

Let us illustrate the ECB mode and the fixed points issues. A checkerboard image, see Figure 1, is an example of plaintext image that remains intact after encrypting with any K_m . Encrypted drawing with uniform color areas might be comprehensible (only slightly distorted along edges). An example is shown in Figure 2.




Figure 1: Checkerboard – invariant image for any symmetric key K_m .

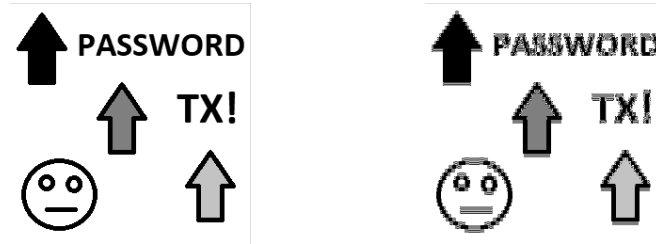


Figure 2: ECCHC – Plaintext and ciphertext of a drawing.

Inadequate security analysis. The security analysis included in the proposal contains evaluation of these three statistical properties on few sample images:

- Entropy of the encrypted image considering frequencies of pixel values.
- Peak Signal to Noise Ratio (PSNR) using original and encrypted images.
- Unified Average Changing Intensity (UACI) using original and encrypted images.

Such analysis neglects other cryptographic properties the symmetric cipher is expected to satisfy. More importantly, it ignores all potential attacks (some weaknesses were discussed in previous paragraphs). To further illustrate this point we propose an intentionally weak cipher (weaker than the symmetric part of the ECCHC) and show that we can obtain comparable or even better values of above properties, see Section 3.

Unclear public key part of the ECCHC. The elliptic curve key agreement part of the ECCHC is under-specified. The proposal does not define what kind of elliptic curves should be used, how large the parameters should be (small entropy of symmetric key K_m indicates that using standardized elliptic curves is pointless), how exactly are xG and yG values transformed into matrix K (when to apply mod 256 operation), etc.

3 Deliberately weak cipher

We designed the Deliberately Weak Cipher (DWC for short) to illustrate the inadequacy of statistical measures for assessing the strength of encryption algorithms. Suitable values of statistical properties are necessary but by no means sufficient condition for secure encryption. We start by reviewing properties used in the ECCHC proposal.

3.1 Remarks on statistical properties

Entropy for 8-bit grayscale image X is calculated as $\text{Entropy}(X) = -\sum_{i=0}^{255} p_i \log_2 p_i$, where p_i denotes a fraction of pixels with value i . The maximum entropy in this case is 8, and we expect that random noise image has entropy close to 8.

The Peak Signal to Noise Ratio (PSNR) is used to measure quality between signal with a noise and the original signal. In our case, let $A = (a_{i,j})_{i,j=1}^n$ and $B = (b_{i,j})_{i,j=1}^n$ be two 8-bit grayscale images. The PSNR, expressed in decibels, is computed as follows:

$$\text{PSNR}(A, B) = 20 \cdot \log_{10} \frac{255}{\sqrt{\text{MSE}(A, B)}},$$

where $\text{MSE}(A, B) = n^{-2} \cdot \sum_{i,j=1}^n (a_{i,j} - b_{i,j})^2$ is the Mean Square Error between these two images. It is easy to calculate the expected value of the PSNR between all-black (or all-white) image and a random noise image – the MSE is 21717.5, and the corresponding PSNR is ~ 4.7627 . Similarly, the expected value of the PSNR between two random noise images is ~ 7.7476 .

The Unified Average Changing Intensity (UACI) measures the average distance among pixel values using following formula:

$$\text{UACI}(A, B) = \frac{1}{n^2} \cdot \sum_{i,j=1}^n \frac{|a_{i,j} - b_{i,j}|}{255} \times 100\%.$$

Trivially, the UACI of all-black (or all-white) image and a random noise image is 50%. Calculating the expected value of the UACI for two random noise images yields $1/3 + 1/(3 \cdot 255) \sim 33.46\%$.

We are interested in two cases: (1) a pair of two random noise images, and (2) a pair of monochrome black (white) image and a random noise image. The distinction between these cases is important in the evaluation of encryption algorithms. Consider a cryptographically strong encryption algorithm and pair of plaintext and ciphertext images. We expect that a statistical properties for this pair are close to the first case if the plaintext is a photograph, painting, etc.; and close to the second case if the plaintext is a drawing, checkerboard, or simply an image with a vast majority of black/white pixels.

3.2 The DWC algorithm

The DWC encryption uses 8-bit key k , obviously too short for any serious application. To make it similar to the ECCHC, a core transformation used in the DWC takes 4×1 input vector. Let $P = (p_0, p_1, p_2, p_3)^T$ be an input vector of four bytes. The core transformation is defined as follows:

$$\text{CT}(P) = \mathbf{M} \odot (S(p_0), S(p_1), p_2, S(p_3))^T,$$

where S is an 8-bit s-box and $\mathbf{M} \odot$ computes a fixed matrix multiplication, borrowed from the AES SubBytes and MixColumns transformations, respectively [3]. Please note that our matrix multiplication operates on a single vector (column), instead of four columns transformation MixColumns in the AES. The output of CT is again 4×1 vector. The core transformation can be easily inverted by multiplying with inverse matrix and performing three lookups to the table representing S^{-1} . Although we do not care about the performance of the DWC, various enhancements in this area can be obtained from vast literature on the implementation of the AES.

To mimic the ECCHC we split an image into a sequence of 4×1 vectors P_1, \dots, P_n . The ciphertext is a sequence of blocks C_1, \dots, C_n :

$$C_i = \text{CT}(P_i \oplus i \oplus ((k \oplus \text{lsb}(i)) \ll 24)), \quad \text{for } i = 1, \dots, n,$$

where \oplus denotes bitwise XOR operation, lsb returns the least significant byte, and $x \ll 24$ shifts the byte x to the left for 24 position. Thus $(k \oplus \text{lsb}(i)) \ll 24$ yields a 32-bit vector with the most significant byte being $k \oplus \text{lsb}(i)$ and other three bytes being 0. The decryption is straightforward: $P_i = \text{CT}^{-1}(C_i \oplus i \oplus ((k \oplus \text{lsb}(i)) \ll 24))$, for $i = 1, \dots, n$.

3.3 Properties of the DWC algorithm

The DWC algorithm is very weak. The most important vulnerability is small key space (overall, only 256 keys), and thus being susceptible to brute-force attack. Another weaknesses follow from fact that the core transformation CT is fixed and does not depend on the key in any way. Therefore anyone can compute CT^{-1} on ciphertext blocks and obtain $P_i \oplus i \oplus ((k \oplus \text{lsb}(i)) \ll 24)$. Since i is known (it is just a counter) one can easily compute $P_i \oplus (k \ll 24)$. This is the original plaintext block with the most significant byte XOR-ed with k . Hence anyone can recover 75% of the image without knowing the key.

Design of the DWC is aimed at obtaining good values of statistical properties, such as the entropy, the PSNR and the UACI. We use four sample images – two standard photographs (lena, baboon), checkerboard, and drawing (both used in Section 2.2 as well). Figure 3 shows a visual overview of plaintext and corresponding ciphertext images. There are no fragments of original images, visible patterns or obvious regularities in the ciphertext images.




Figure 3: DWC on sample images.

Table 1 compares the numerical values of the entropy, the PSNR and the UACI for the DWC and the ECCHC for our sample images. The results for lena and baboon images are very close, and we can consider the DWC and the ECCHC as equal in these types of images. Image types like checkerboard or drawings pose a problem for the ECCHC (as already discussed in Section 2.2). On the other hand, the DWC produces ciphertext images with much superior statistics – close to values we expect for those image types, see Section 3.1.

We can summarize – the DWC is very weak cipher that excels in the entropy, the PSNR, and the UACI properties.

algorihtm	image	Entropy	PSNR	UACI [%]
ECCHC	lena	7.9947	9.3709	28.1994
	baboon	7.9965	9.4589	28.0132
	checkerboard	1.0000	∞	0.0000
	drawing	1.6929	16.2244	3.9406
DWC	lena	7.9974	9.4180	28.1236
	baboon	7.9971	9.5001	27.8896
	checkerboard	7.9979	4.7623	50.0049
	drawing	7.9979	4.9161	48.8540

Table 1: Comparison of ECCHC and DWC for sample images

Remarks. (1) The key length of the DWC could be even smaller. We can fix k to some constant and get an encoding scheme good statistical properties and no security at all.

(2) The DWC is by no means a unique construction. Various approaches can be used to fulfill the same goals. For example, many lightweight stream ciphers with severely reduced key length would be similarly vulnerable, while still having good values of the entropy, the PSNR and the UACI for image encryption.

4 Conclusion

We showed various weaknesses of the ECCHC image encryption scheme, despite good statistical properties published in the proposal [1]. More importantly, we illustrated insufficiency of such approach to analyzing the strength of encryption algorithm by proposing the Deliberately Weak Cipher. The DWC has comparable or even better statistical parameters (depending on input image type) than the ECCHC, while being completely weak.

For any encryption scheme proposal, the real cryptanalytic assessment of the scheme should be conducted. Evaluating some selected set of statistical properties is not an adequate replacement for analyzing how cryptanalytic attacks apply to the scheme.

The ECCHC should not be used for image (and other data) encryption. Use standard encryption techniques. In case of resource-constrained devices, the area of lightweight cryptography offers alternative algorithms with better security. For recent survey on lightweight cryptography, see [2].

References

- [1] Dawahdeh Z.E., Yaakob S.N., bin Othman R.R., *A new image encryption technique combining Elliptic Curve Cryptosystem with Hill Cipher*, Journal of King Saud University – Computer and Information Sciences, Volume 30, Issue 3, 2018, pp. 349-355. <https://doi.org/10.1016/j.jksuci.2017.06.004>
- [2] McKay K.A, Bassham L., Turan M.S., Mouha N., *Report on Lightweight Cryptography*, NISTIR 8114, 2017. <https://doi.org/10.6028/NIST.IR.8114>
- [3] National Institute of Standards and Technology (NIST), *Advanced Encryption Standard (AES)*, Federal Information Processing Standard (FIPS PUB) #197, 2001.