

A Control Framework for Optimal Coordination and Desired Formation of Autonomous Agents

Logan E. Beaver, *Student Member, IEEE*, Andreas A. Malikopoulos, *Senior Member, IEEE*

Abstract—This paper proposes a decentralized approach for solving the energy-optimal desired formation problem for a group of autonomous agents. First, we introduce the notion of a coordinator that can orient and localize a group of agents with a respect to the global coordinate system. Then, we propose an optimal assignment formulation which prescribes the goals to each agent. We present the conditions for global optimality and discuss robustness of the solution. Finally, the efficacy of the proposed approach is validated through simulation.

I. INTRODUCTION

Complex systems consist of diverse entities that interact both in space and time [1]. Referring to something as complex implies that it consists of interdependent entities or agents that are connected to each other and can adapt, i.e., they can respond to their local and global environment. Complex systems are encountered in many applications including cooperation of a group of autonomous robots, sensor fusion, and biological systems. As we move to increasingly complex systems [2], new control approaches are needed to optimize the impact on system behavior of the interaction between its entities [3], [4].

Swarm systems are complex system and have attracted considerable attention in many applications, e.g., transportation, exploration, construction, surveillance, and manufacturing, due to their natural parallelization, robustness, and general adaptability [5]. One of the common multi-agent applications is creating desired formations. However, due to several potential physical constraints of the autonomous agents, such as limited computation capabilities, battery capacity, and sensing abilities, any efficient control approach needs to take into account the energy consumption of each agent. The task of moving in a specified formation has been explored in the literature but without considering the energy dimension.

The seminal paper by Reynolds [6] in 1987 is one of the foundations for many solutions in the multi-agent robotics field. Inspired by aggregate animal motion, Reynolds came up with three heuristic rules to form a cohesive flock: move toward the group's center, match velocity with neighboring agents, and avoid bumping into neighbors. These rules were originally designed to animate flocks of birds and schools of fish, but have since been extended to wider applications in robotic swarms and cooperative robotics. A mathematically rigorous proof of convergence for Reynolds-like flocking behavior was developed in [7] for agents using bearing-only

measurements and was expanded later by Tanner et al. [8]. Turing [9] developed a set of reaction-diffusion equations to model simplified cellular behavior. This work is fundamental to modern genetics and microbiology research and have been also applied in control multi-robot systems [5].

Brambilla et al. [10] reported in a survey paper two methods of behavior modeling and classification; macroscopic and microscopic. The macroscopic modeling approach considers only the collective behavior of the swarm. This is fundamentally based on the work by Turing [9], and is focused on tightly coupled sets of partial differential equations. Microscopic models focus on achieving an aggregate behavior by modeling each robot individually - similar to the approach taken by Reynolds [6]. Microscopic behaviors can be further classified into three classes (1) position-based, (2) displacement-based, and (3) distance-based, as proposed in the survey paper by Oh et al. [11]. A distance-based approach using only on scalar bearing or distance measurements was presented by Swartling et al. [12]. This paper derived a control law for a fleet of unmanned aerial vehicles to circumnavigate a target with an uncertain position and velocity. This approach was generalized to include the case where only a single agent was able to make distance or bearing measurements. A displacement-based approach is to build a formation out of triangular sub-structures. This idea was presented by Guo et al. [13] for a line formation with two leaders. This approach was also taken by Handa et al. [14], where a scalable swarm formation is achieved by forming a series of isosceles triangles.

Several efforts towards addressing the desired formation problem, such as those taken by Wang and Xin [15], Sun and Cassandras [16], Xu and Carrillo [17], and Rajasree and Jisha [18] utilize optimization techniques in their solutions. However, these efforts minimize a potential field composed of several superpositioned scalar potential functions. This results in an optimal approach to follow the heuristic flocking rules introduced by Reynolds [6] without any consideration of the required energy.

An optimal formation problem which also minimizes energy consumption has been presented by Turpin et al. [19], which utilizes two coupled optimal trajectory and goal assignment problems. Another displacement-based approach to the energy-optimal desired formation problem was presented by Morgan et al. [20]. To generate optimal trajectories to the assigned targets each agent solves a convexified optimal control problem using sequential convex programming. This method iteratively generates a sequence of nominal trajectories for each agent and shares them in the local

The authors are with the Department of Mechanical Engineering at the University of Delaware in Newark, DE 19716, USA (emails: lebeaver@udel.edu; andreas@udel.edu)

neighborhood. This approach is proven to converge to the optimal path in the convex space and can be solved in an order of one to two agent time steps, and these claims are validated by simulation results and experiments with drones.

The contributions of this paper can be split into two foci. First, the concept of a coordinator is introduced to the application of swarm robotics. The coordinator is distinct from a real or virtual leader in that its positioning has no influence on the location of the formation or other agents and that its behavior is identical to all other agents. The coordinator has been used in other applications, such as automated vehicle intersections [21], to pass information between different agents without directly prescribing new behavior to them. Secondly, a robust assignment and trajectory generation problem is formulated that uses only local parameters. Other approaches, such as those by Turpin et al. [19], Morgan et al. [20], or Rubenstein et al. [22], require global information in terms of a priori assignment, characteristics about the communication network size, or specifically oriented seed agents respectively. The proposed formulation is robust, requiring only non-overlapping boundary positions and enough time to satisfy the dynamic constraints of each robot.

The concept of a coordinator as introduced in this paper is similar to but distinct from the idea of a leader or virtual leader as found in the literature. Generally leader agents are non-cooperative [23] and use their real or virtual positioning to directly control the formation [7], [17], [24], [25]. In contrast the coordinator presented in this paper is only used to pass information to the swarm about the global coordinate frame. The real position of the formation is independent of the coordinator's location, and the coordinator is only necessary to begin synchronizing the local coordinate system of each agent during the initial phase of solving the desired formation problem.

The second focus of this paper is the robust assignment and trajectory generation formulations which can be summarized as follows. Unlike potential-function based methods, [15], [16], [17] the approach described in this paper directly minimizes the energy consumption of each agent. An approach by Turpin et al. [19] sought to minimize the total energy used by swarm with a decentralized approach by using heuristic rules derived from the centralized solution. This required very strong assumptions on the initial placement of agents and goals and was not guaranteed to converge in all cases. The approach by Morgan et al. [20] avoids collisions without restrictions on the initial conditions, and the resulting trajectories can navigate around obstacles in the environment. Moreover, the requirement that all goals are assigned a priori is not present, and instead a decentralized auction is proposed. The auction uniquely assigns each agent to their optimal goal, however, the termination criteria depends on global information about the network structure. In contrast, the formulation presented here is a prescriptive optimal assignment and only requires information from the direct neighbors of every agent. The trajectory optimization proposed in this paper is also robust to initial conditions,

while the approach in [20] requires the assumption that straight-line trajectories do not cause collisions to guarantee optimality.

The remainder of this paper proceeds as follows: in Section II, the decentralized optimal control problem is formulated for each agent and the coordinator is introduced. The convergence properties of the coordinator are proven alongside the conditions required for the decentralized and centralized assignment and trajectory problems to be equivalent. In Section III, a numerical solution and simulation are presented alongside for agents with different communication radii. Finally, the concluding remarks are presented in Section IV.

II. PROBLEM FORMULATION

We consider the set $\mathcal{A} = \{1, \dots, N\}$, $N \in \mathbb{N}$ to be a system of autonomous agents moving into a desired formation consisting of a set $\mathcal{F} = \{1, \dots, M\}$, $M \in \mathbb{N}$, of goal positions in \mathbb{R}^2 . Each agent is modeled as a double integrator

$$\dot{\mathbf{p}}_i = \mathbf{v}_i(t), \quad (1)$$

$$\dot{\mathbf{v}}_i = \mathbf{u}_i(t), \quad (2)$$

where $\mathbf{p}_i(t) = [p_{ix}(t), p_{iy}(t)]^T$ and $\mathbf{v}_i(t) = [v_{ix}(t), v_{iy}(t)]^T$ are the time-varying position and velocity vectors respectively, and $\mathbf{u}_i(t) = [u_{ix}(t), u_{iy}(t)]^T$ is the control input over time $t \in [0, T]$, where $T \in \mathbb{R}_{\geq 0}$ is the final time. The state of each agent i is given by

$$\mathbf{x}_i(t) = [\mathbf{p}_i^T(t), \mathbf{v}_i^T(t)]^T, \quad (3)$$

which is defined relative to a local coordinate system also in \mathbb{R}^2 . Each agent is able to sense and communicate with every other agent in its neighborhood as we discuss next.

Definition 1. The *neighborhood* of agent $i \in \mathcal{A}$ is the time-varying set

$$\mathcal{N}_i(t) = \{j \in \mathcal{A} : \|\mathbf{p}_i(t) - \mathbf{p}_j(t)\| \leq r_s\},$$

where $\|\cdot\|$ is the euclidean norm and r_s is the sensing radius of each agent. Agents are able to communicate with and sense any other agent within their neighborhood.

An agent $i \in \mathcal{A}$ is able to sense its relative position, $\mathbf{r}_{ij}(t)$, of any other agent $j \in \mathcal{N}_i$, where $\mathbf{r}_{ij}(t) = \|\mathbf{p}_i(t) - \mathbf{p}_j(t)\|$.

Definition 2. The magnitude of the relative position between two agents $i, j \in \mathcal{A}$ is defined as the *scalar separating distance*

$$r_{ij}(t) = \|\mathbf{r}_{ij}(t)\|.$$

Each agent occupies a closed disk of radius R . Hence, to ensure no collision between two agents $i, j \in \mathcal{A}$, we impose the following conditions

$$\begin{aligned} r_{ij}(t) &> 2R, \forall t \in [0, T], \\ r_s &> 2R. \end{aligned} \quad (4)$$

In addition to their direct neighborhoods, agents can be indirectly connected to other members of the swarm as defined below.

Definition 3. Any two agents $i, j \in \mathcal{A}$ are *connected* if there exists a set of agents $\mathcal{S} = \{k_1, k_2, \dots, k_p\} \subseteq \mathcal{A}$ such that

$$k_1 \in \mathcal{N}_i(t), k_2 \in \mathcal{N}_{k_1}(t), \dots, j \in \mathcal{N}_{k_p}(t). \quad (5)$$

Our objective is to develop a framework for the N agents to optimally, in terms of energy, coordinate and create any desired formation while satisfying (4).

Definition 4. The *desired formation* is the points $\mathbf{p}^* \in \mathbb{R}^2$ which are described by the set $\mathcal{G} = \{\mathbf{p}_j^* : j \in \mathcal{F}\}$.

The positions in \mathcal{G} are measured relative to the global coordinate system and are known to all agents. Each agent $i \in \mathcal{A}$ has an independent local coordinate system; to unify the coordinate systems of each agent with the global coordinate system we introduce the notion of the *coordinator*.

Definition 5. The *coordinator* is assigned to be one of the agents which aligns every agent $i \in \mathcal{A}$ with the global coordinate system, i.e., it can transform any locally measured point into the global coordinate frame.

An example with $M = N = 6$ agents, where one of the agents is the coordinator, is shown in Fig 1.

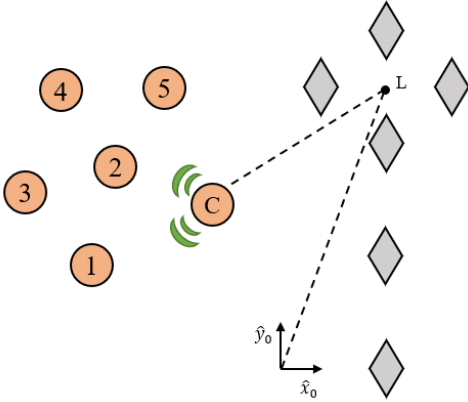


Fig. 1. A group of $N = 6$ agents entering a formation consisting of $M = 6$ goals. The coordinator, C , is synchronizing the local coordinates of each agent through point L - see Definitions 4 and 5.

Assumption 1. The state $\mathbf{x}_i(t)$ for each agent $i \in \mathcal{A}$ is perfectly observed and there is no communication error or delay between the agents.

Assumption 1 is required to evaluate the idealized performance of the generated optimal solution. It also allows the agents to localize with vector information, and may be relaxed to scalar distances as has been done with source localization problems [12], [26]. Another implication of Assumption 1 is that each agent $i \in \mathcal{A}$ can perfectly measure the relative displacement, $\mathbf{r}_{ij}(t)$, with respect to an agent $j \in \mathcal{A}$.

Assumption 2. All agents and goals are homogeneous and interchangeable and $N \leq M$ always holds.

This assumption simplifies the trajectory generation and assignment problems, and it can generally be relaxed by

performing multiple optimizations in parallel for each heterogeneous group of agents and goals. The case where $N > M$ can be handled if a desired behavior for any unassigned agents is defined, such as remaining stationary.

Assumption 3. The energy consumption of each agent is proportional to $|\mathbf{u}_i(t)|^2$ and the energy cost of communication is negligible.

The strength of this assumption is highly application dependent. For cases where the fuel consumption is only a function of \mathbf{x}_i and \mathbf{u}_i , this assumption can be easily relaxed. For cases with long-distance communications or high data rates, the trade-off between communication and motion costs can be controlled by varying the sensing and communicating radius of each agent.

The following assumptions are imposed on the coordinator:

Assumption 4. The coordinator knows the location of a point $\mathbf{L} \in \mathbb{R}^2$ in both its local and global coordinate systems. Let \mathbf{L}_C and \mathbf{L}_G be the point measured relative to the coordinator and the global coordinates respectively. All agents $i \in \mathcal{A}$ share a common orientation with global coordinate system.

Assumption 4 is required to connect the coordinator and formation's coordinate systems. This may be a strong assumption which could require extra sensing or computing capabilities for the coordinator. The requirement for all agents to share a common orientation can be achieved by a simple magnetometer [11], [27], or can be removed entirely by allowing agents to observe the relative heading of their neighbors and point L .

Assumption 5. Each agent $i \in \mathcal{A}$ is initially connected (Definition 3) to the coordinator at time $t = 0$.

Assumption 5 can be easily satisfied if the initial agent placement can be controlled, or if the communication radius of each agent is large relative to the initial agent spacing. This assumption may be relaxed by introducing multiple coordinators to each disconnected group of agents or by allowing the coordinator to exert an attractive force on all agents which have not been localized.

An agent is localized when they are able to construct a localization function which is defined as follows.

Definition 6. A *localization function* for agent $i \in \mathcal{A}$ is any function $\mathbf{T}_{i,0} : \mathbb{R}^2 \rightarrow \mathbb{R}^2$ which for any point $\mathbf{p} \in \mathbb{R}^2$ satisfies

$$\mathbf{T}_{i,0}(\mathbf{s}_i, \mathbf{x}_i) = \mathbf{s}_0 \quad (6)$$

where \mathbf{s}_i and \mathbf{s}_0 are point \mathbf{s} measured with respect to the local and global coordinate frames respectively.

Under Assumptions 1 and 4 the following results ensures that the coordinator is able to localize itself.

Lemma 1. Let a point $\mathbf{s} \in \mathbb{R}^2$ be represented as \mathbf{s}_c and \mathbf{s}_0 when measured relative to the coordinator and global coordinate systems respectively. The coordinator can always

localize itself by constructing a localizing function (Definition 6).

Proof. From Assumption 4 the position of the coordinator can be transformed to the global coordinate frame by

$$\mathbf{p}_0 = \mathbf{p}_c + \mathbf{L}_c - \mathbf{L}_0.$$

The point s_c can then be transformed by

$$\mathbf{s}_0 = \mathbf{s}_c - \mathbf{p}_c + \mathbf{p}_0 \Rightarrow \quad (7)$$

$$\mathbf{s}_0 = \mathbf{s}_c - \mathbf{L}_c + \mathbf{L}_0 \quad (8)$$

which can always be exactly measured (Assumption 1). \square

The following Lemma shows that if any agent is localized to the formation coordinate system it is able to localize any other agent in its neighborhood.

Lemma 2. Under the conditions of Assumption 1 any localized agent, $l \in \mathcal{A}$, enables any other agent $i \in \mathcal{N}_l$ to construct a localization function (Definition 6).

Proof. From Assumption 1, agent l can communicate to agent i the value of $\mathbf{p}_{l,0}$, which results in the relationship

$$\mathbf{s}_0 = \mathbf{s}_i - \mathbf{p}_{l,i} + \mathbf{p}_{l,0} \Rightarrow \quad (9)$$

$$\mathbf{s}_0 = \mathbf{s}_i + \mathbf{D}, \quad (10)$$

where \mathbf{D} is a constant calculated at t_0 based on the initial value of $\mathbf{p}_{l,i} - \mathbf{p}_{l,0}$. For some distance $\Delta \mathbf{p}(t)$, we have

$$\mathbf{s}_0 = \mathbf{s}_i - \Delta \mathbf{p} + \mathbf{D} \Rightarrow \quad (11)$$

$$\mathbf{s}_0 = \mathbf{s}_i - (\mathbf{p}_i(t) - \mathbf{p}_i^0) + \mathbf{D}, \quad (12)$$

where p_i^0 is agents i 's position at time t_0 . \square

Theorem 1 (Convergence to Global Coordinates). Under Assumptions 1 and 5 each agent $i \in \mathcal{A}$ can construct a localization function (Definition 6).

Proof. Suppose that $j \in \mathcal{A}$ is an agent which can not construct a localization function $\mathbf{T}_{j,0}$. Hence, by Lemma 2 the function $\mathbf{T}_{k,0}$ can not be constructed for any agent $i \in \mathcal{A}$ which is connected to agent j (Definition 3). By Assumption 5 the coordinator must be connected to agent j and therefore unable to localize. However, by Lemma 1 the coordinator can always generate the function $\mathbf{T}_{c,0}$ to localize itself, which contradicts the hypothesis. \square

Once each agent has converged to the global coordinate system it is possible to solve the energy-optimal desired formation problem. This consists of two tightly coupled subproblems (1) goal assignment and (2) trajectory generation. These subproblems can be decoupled by making the assignment problem independent of the final trajectory. This has been done by approximating the trajectories as straight lines in an obstacle-free environment [19], [20], which is equivalent to minimizing the distance each agent must travel. The trajectory generation subproblem can then be solved with the assignment as a constraint, resulting in the *decentralized* assignment and trajectory generation subproblem formulations presented in the next sections.

A. Optimal Assignment Problem

The objective of the assignment problem is to assign each agent to a goal such that the total distance traveled by all agents is minimized. In the decentralized case each agent $i \in \mathcal{A}$ only has information about the positions of its neighbors, $j \in \mathcal{N}_i$, and the available goals, \mathcal{G} . This decentralized solution is realized by the use of an assignment matrix which has binary elements for assigning each agent to a specific goal

$$\begin{pmatrix} \mathbf{p}_{f1} \\ \mathbf{p}_{f2} \\ \vdots \\ \mathbf{p}_{fn_i} \end{pmatrix} = \mathbf{A}_i \begin{pmatrix} \mathbf{p}_1^* \\ \mathbf{p}_2^* \\ \vdots \\ \mathbf{p}_{g_i}^* \end{pmatrix}, \quad (13)$$

where \mathbf{p}_{fk} is the final position of agent k , n_i is the number of agents in \mathcal{N}_i which are being assigned to a goal, \mathbf{A}_i is an $n_i \times g_i$ binary matrix, and g_i is the number of goals available to agents $j \in \mathcal{N}_i$ from the set \mathcal{G} . A formal definition of n_i and g_i is provided next. Equation (13) is solved independently as a linear program by each agent and the result is used to select the prescribed goal.

Definition 7. For each agent $i \in \mathcal{A}$ the *prescribed goal*, $\mathbf{p}_i^a(t)$ is the goal selected after solving its local assignment matrix, \mathbf{A}_i ,

$$\mathbf{p}_i^a(t) = \{\mathbf{p}_j^* \in \mathcal{G} : a_{ij}(t) = 1\}.$$

It is possible for multiple agents to select the same prescribed goal. This occurs when two agents $i, k \in \mathcal{A}$ have different neighborhoods and use conflicting information to select their prescribed goal. This conflict is resolved by introducing the restricted goal and neighbor sets. The *restricted goal* set $\mathcal{R}_i \subset \mathcal{G}$ and *restricted neighbor* set $\mathcal{P}_i \subset \mathcal{A}$ include the goals and agents that agent i must neglect while solving the goal assignment (13). For example, if agent i is restricted from claiming goal $\mathbf{p}_k \in \mathcal{G}$ and assigning neighbor $k \in \mathcal{N}_i$, then $\mathcal{R}_i = \{\mathbf{p}_k^*\}$, $\mathcal{P}_i = \{k\}$. This leads to the following definition.

Definition 8. The number n_i of agents in \mathcal{N}_i which are being assigned to a goal, and the number of goals g_i available to agents $j \in \mathcal{N}_i$ are defined as $n_i(t) = |\mathcal{N}_i(t)/\mathcal{P}_i(t)|$ and $g_i(t) = |\mathcal{G}(t)/\mathcal{R}_i(t)|$.

The restricted goal and neighbor sets are initially empty. Agents and goals are added to these sets whenever two agents in the same neighborhood assign themselves to the same goal. Detecting these conflicts is straightforward, as long as it is ensured that for each agent $i \in \mathcal{A}$

$$p_i^a(t) \neq p_k^a(t), \quad \forall k \in \mathcal{N}_i(t). \quad (14)$$

In the case that (14) is not satisfied, the conflicted goal, p_c^* , must be assigned to one of the competing agents as defined next.

Definition 9. The set of *competing agents* is defined as

$$\mathcal{C}_i(t) = \left\{ k \in \mathcal{N}_i(t) : \mathbf{p}_a^i(t) = \mathbf{p}_a^k(t) \right\},$$

which must contain at least agent i .

When $|\mathcal{C}_i| > 1$ there must be at least two agents, $i, j \in \mathcal{N}_i$ assigned to \mathbf{p}_i^a . To determine which agent should be assigned to this goal three criteria are compared: (1) the size of each agent's neighborhood, (2) the distance between each agent and the goal, and (3) the index of each agent. This hierarchy allows the restricted neighbor and goal sets to be broken down into three components:

$$\mathcal{R}_i(t) = \mathcal{R}_i^1(t) \cup \mathcal{R}_i^2(t) \cup \mathcal{R}_i^3(t), \quad (15)$$

$$\mathcal{P}_i(t) = \mathcal{P}_i^1(t) \cup \mathcal{P}_i^2(t) \cup \mathcal{P}_i^3(t), \quad (16)$$

where the superscripts 1, 2, and 3 refer to the first, second, and third conditions respectively. For the first condition, if an agent $j \in \mathcal{C}_i$ satisfies

$$|\mathcal{N}_j(t)| > |\mathcal{N}_k(t)|, \quad (17)$$

$$\forall k \in \mathcal{C}_i(t)/\{j\},$$

it will be assigned to goal \mathbf{p}_i^a , otherwise the second criteria will be compared. If agent i does not satisfy 17 or for some $k \in \mathcal{C}_i$, $|\mathcal{N}_k| > |\mathcal{N}_i|$, then agent i must redo the assignment problem after adding all agents with a larger neighborhood to the restricted neighbor set, i.e.,

$$\mathcal{P}_i^1(t) = \left\{ j \in \bigcup_{\tau=0}^t \mathcal{C}_i(\tau) : |\mathcal{N}_j| > |\mathcal{N}_i| \right\}, \quad (18)$$

$$\mathcal{R}_i^1(t) = \left\{ \bigcup_{\tau=0}^t \mathcal{P}_i^a(\tau) : j \in \mathcal{P}_i^1(\tau) \right\}. \quad (19)$$

In the case where no agent satisfies (17) and $|\mathcal{N}_i| = \max(|\mathcal{N}_j|, j \in \mathcal{C}_i)$, the distance between each agent and the goal is compared. This comparison is done over a reduced conflict set,

$$\mathcal{C}_i^2(t) = \left\{ j \in \mathcal{C}_i(t) : |\mathcal{N}_i(t)| = |\mathcal{N}_j(t)| \right\}. \quad (20)$$

The maximum distance heuristic is a minimax strategy which seeks to minimize the maximum distance traveled. Therefore, the agent $k \in \mathcal{C}_i^2$ which satisfies the condition

$$\|\mathbf{p}_i^a(t) - \mathbf{p}_k(t)\| > \max\left(\|\mathbf{p}_i^a(t) - \mathbf{p}_j(t)\|\right), \quad (21)$$

$$\forall j \in \mathcal{C}_i^2(t)/\{k\},$$

is assigned to the goal. Again, if agent i satisfies (21) then the assignment of i to $\mathbf{p}_i^a(t)$ is kept, otherwise as before the farthest agent j is added to the restricted neighbor set and the goal $\mathbf{p}_i^a(t)$ is added to the restricted goal set, i.e.,

$$\mathcal{P}_i^2(t) = \left\{ j \in \bigcup_0^t \mathcal{C}_i^2(\tau) : \right.$$

$$\left. \|\mathbf{p}_i^a - \mathbf{p}_j\| > \|\mathbf{p}_i^a - \mathbf{p}_i\| \right\},$$

$$\mathcal{R}_i^2(t) = \left\{ \bigcup_{\tau=0}^t \mathcal{P}_i^a(\tau) : j \in \mathcal{P}_i^2(\tau) \right\}. \quad (22)$$

In the unlikely case where agent i and at least one other competing agents are equally far from the goal, the conflicting set is further reduced to

$$\mathcal{C}_i^3(t) = \left\{ j \in \mathcal{C}_i^2(t) : \|\mathbf{p}_j(t) - \mathbf{p}_i^a(t)\| \right.$$

$$\left. = \|\mathbf{p}_i(t) - \mathbf{p}_i^a(t)\| \right\}, \quad (23)$$

where the agent $j \in \mathcal{C}_i^3$ with the lower index (or serial number) is arbitrarily assigned to the goal. If $j \neq i$ agent i calculates its restricted sets as

$$\mathcal{P}_i^3(t) = \left\{ j \in \bigcup_0^t \mathcal{C}_i^3(\tau) : j < i \right\}, \quad (24)$$

$$\mathcal{R}_i^3(t) = \left\{ \bigcup_{\tau=0}^t \mathcal{P}_i^a(\tau) : j \in \mathcal{P}_i^3(\tau) \right\}. \quad (25)$$

With these restricted goal and neighbor sets defined, the assignment of each agent $i \in \mathcal{A}$ only requires a subset of unrestricted neighbors and goals.

$$\mathcal{G}_i(t) = \mathcal{G}(t)/\mathcal{R}_i(t), \quad (26)$$

$$\mathcal{Q}_i(t) = \mathcal{N}_i(t)/\mathcal{P}_i(t). \quad (27)$$

In the rare case where $|\mathcal{G}_i| < |\mathcal{Q}_i|$, the assignment is further reduced to finding any available goal for agent $i \in \mathcal{A}$, i.e.

$$\mathcal{G}_i(t) = \mathcal{G}(t)/\mathcal{R}_i(t)/\{\mathbf{p}_j^a(t) : j \in \mathcal{N}_i(t)\}, \quad (28)$$

$$\mathcal{Q}_i(t) = \{\mathbf{p}_i(t)\}, \quad (29)$$

which ensures $g_i \geq n_i$ always. With this in mind the goal assignment is formulated in Problem 1.

Problem 1 (Goal Assignment). Each agent assigns themselves a goal independently by solving the linear minimum-distance assignment presented in (13), where $g_i = |\mathcal{G}_i|$ and $n_i = |\mathcal{Q}_i|$ from (26) and (27).

For each agent $i \in \mathcal{A}$, we have

$$\min_{a \in \mathbf{A}_i} \left\{ \sum_{k=0}^{n_i} \sum_{j=0}^{g_i} a_{kj} \|\mathbf{p}_k - \mathbf{p}_j^*\| \right\}, \quad (30)$$

$$\mathbf{p}_k \in \mathcal{Q}_i, \mathbf{p}_j^* \in \mathcal{G}_i,$$

subject to

$$\sum_{j=0}^{g_i} a_{kj} = 1, \quad 1 \leq k \leq n_i, \quad (31)$$

$$\sum_{k=0}^{n_i} a_{kj} \leq 1, \quad 0 \leq j \leq g_i, \quad (32)$$

$$a \in \{0, 1\},$$

where a_{kj} are the elements of the assignment matrix, \mathbf{A}_i , which assigns agent $k \in \mathcal{A}$ to goal $j \in \mathcal{F}$, and all variables are taken at the time when the assignment is performed. This decentralized minimization problem is solved as a linear program simultaneously by all agents and the problem is iterated until condition (14) is satisfied for all $i, j \in \mathcal{A}$.

B. Optimal Trajectory Generation

After the goal assignment is determined each agent must generate a collision-free trajectory to their assigned goal. The trajectories must minimize agent's total energy cost subject to dynamic, boundary, and collision constraints. The initial and final condition constraints are simply

$$\begin{pmatrix} \mathbf{p}_i^0, \mathbf{v}_i^0 - \mathbf{v}_{i,0} \end{pmatrix} = \begin{pmatrix} \mathbf{0}, \mathbf{0} \end{pmatrix}, \quad (33)$$

$$\begin{pmatrix} \mathbf{p}_i^T - \mathbf{p}_{i,f}, \mathbf{v}_i^T - \mathbf{v}_{i,f} \end{pmatrix} = \begin{pmatrix} \mathbf{0}, \mathbf{0} \end{pmatrix}, \quad (34)$$

where $\mathbf{v}_{i,0}$ is the prescribed initial velocity of agent i , and $\mathbf{p}_{i,f}$ and $\mathbf{v}_{i,f}$ the final velocity and position values of agent i . Additionally, the control input and velocity may be bounded such that

$$v_{\min} \leq \|\mathbf{v}_i(t)\| \leq v_{\max}, \quad (35)$$

$$u_{\min} \leq \|\mathbf{u}_i(t)\| \leq u_{\max}. \quad (36)$$

Finally, the condition of no collisions between any two agents, $i \in \mathcal{A}, j \in \mathcal{N}_i$, is enforced by

$$\|\mathbf{p}_i(t) - \mathbf{p}_j(t)\| \geq 2R, \quad t \in [0, T], \quad (37)$$

where T is the time of arrival to the formation. Condition (37) tightly couples the trajectories of each agent with their neighbors. To resolve this coupling, each agent $i \in \mathcal{A}$ predicts the optimal trajectories of its neighbors, $j \in \mathcal{N}_i$ to select its prescribed trajectory as defined below.

Definition 10. The *prescribed trajectory*, $u_i^a(t)$, is the trajectory assigned to agent i after solving for the optimal trajectories of every neighboring agent $j \in \mathcal{N}_i$.

For each agent i to calculate its prescribed trajectory, $u_i^a(t)$, the trajectory optimization problem must be solved over the set

$$\mathbf{U}_i(t) = \{u_j(t) : j \in \mathcal{N}_i\},$$

such that

$$u_i^a(t) = u_i(t) \in \mathbf{U}_i(t).$$

This can be achieved by the quadratic optimization problem given by

Problem 2 (Trajectory Generation). For each agent $i \in \mathcal{A}$, we have

$$\min_{\mathbf{u} \in \mathbf{U}_i} \left\{ \frac{1}{2} \sum_{j \in \mathcal{N}_i} \int_{t=0}^T \|\mathbf{u}_j(t)\|^2 \right\}, \quad (38)$$

subject to

$$(33), (34), (35), (36), \text{ and } (37),$$

for each agent $j \in \mathcal{N}_i$.

Problem 2 is solved independently for each agent $i \in \mathcal{A}$ using nonlinear programming. Each agent then selects their prescribed trajectory $\mathbf{u}_i^a(t) \in \mathbf{U}$. As with Problem 2, it is possible that two agents, $i, j \in \mathcal{N}_i$ use different information to generate trajectories which violate (37). As before, conditions (17) and (21) will be used to decide

which agent, i , maintains their prescribed trajectory, $u_i^a(t)$ and which agents $j \in \mathcal{N}_i$ must steer to avoid the collision. The distributed solutions to Problems 1 and 2 results in an energy-optimal path for each agent to the nearest goal.

C. Formulation Properties

Problems 1 and 2 are solved sequentially at time $t = 0$ to achieve an initial set of assignments and corresponding optimal trajectories. As both optimizations only use local information, \mathcal{N}_i and \mathcal{G}_i for each agent $i \in \mathcal{A}$, the agents must re-solve Problems 1 and 2 whenever their neighborhood changes. This ensures that every agent is using all available information to optimize their trajectories while guaranteeing collision avoidance. It can also be shown that given a large enough time horizon, T , the solutions to Problems 1 and 2 are guaranteed to converge to a unique assignment of agents to goals.

Theorem 2 (Solution Convergence). Given a large enough horizon time T , the solution to Problems 1 and 2 are guaranteed to converge such that each agent occupies a unique goal.

Proof. Suppose agent $i \in \mathcal{A}$ does not reach a unique goal by time T . Therefore, there must exist another agent $j \in \mathcal{A}$ which is also assigned $\mathbf{p}_i^a(t)$. Because $r_s > R$, eventually $j \in \mathcal{P}_i$ and $\mathbf{p}_i^a \in \mathcal{R}_i$. For agent i to never have an available goal it is therefore required that

$$\begin{aligned} |\mathcal{P}_i| &= |\mathcal{A}| - 1, \\ |\mathcal{R}_i| &= |\mathcal{G}|. \end{aligned}$$

and requires $|\mathcal{G}| < |\mathcal{A}|$ (or $M < N$). From Assumption 2 $M \geq N$ which contradicts the hypothesis. \square

Theorem 2 guarantees robustness of the solutions of Problems 1 and 2. As $T \gg 0$, all agents will eventually converge to the desired formation.

Problem 3 (Centralized Assignment). The globally optimal assignment of N agents to M goals can be solved by finding the optimal values to the $N \times M$ assignment matrix \mathbf{A}

$$\min_{\mathbf{a} \in \mathbf{A}} \left\{ \sum_{k=0}^N \sum_{j=0}^M a_{kj} \|\mathbf{p}_k^0 - \mathbf{p}_j^*\| \right\}, \quad (39)$$

subject to

$$\begin{aligned} \sum_{j=0}^M a_{kj} &= 1, \quad 1 \leq k \leq N, \\ \sum_{k=0}^N a_{kj} &\leq 1, \quad 1 \leq j \leq M, \quad a_{kj} \in \{0, 1\}. \end{aligned} \quad (40)$$

Problem 4 (Centralized Trajectory Generation). The globally optimal trajectories of N agents, in terms of their energy from Assumption 3, between their initial and assigned goal locations can be found by solving for the optimal control

input $\mathbf{U} = [\mathbf{u}_1(t), \dots, \mathbf{u}_N(t)]$ for every agent $i \in \mathcal{A}$ simultaneously.

$$\min_{\mathbf{u} \in \mathcal{U}} \left\{ \frac{1}{2} \sum_0^N \int_{t=0}^T \|\mathbf{u}_i(t)\|^2 \right\}, \quad (41)$$

subject to

$$(33), (34), (35), (36), \forall i \in \mathcal{A} \text{ and } (37) \forall i, j \in \mathcal{A}. \quad (42)$$

The next result discusses the equivalence of the centralized and decentralized solutions.

Theorem 3 (Central Solution Equivalence). The decentralized solutions of Problems 1 and 2 become equivalent to the globally optimal solutions of Problems 3 and 4 as $r_s \rightarrow \infty$.

Proof. As $r_s \rightarrow \infty$, $\mathcal{N}_i = \mathcal{A}$, $\forall i \in \mathcal{A}$, and

$$\mathcal{G}_i = \mathcal{G}, \quad (43)$$

$$\mathcal{Q}_i = \mathcal{A}, \quad \forall i \in \mathcal{A}. \quad (44)$$

Hence, Problems 1 and 3 have the same solution space and cost function.

Similarly, the solutions of both Problems 2 and 4 are over the set $\mathbf{U}_i = \{\mathbf{u}_j : j \in \mathcal{A}\}$. Therefore Problems 2 and 4 must have the same cost function and solution space.

From (43) the neighborhood of all agents is invariant, and so the initial globally optimal assignment and trajectories generated are kept for $t = [0, T]$. Therefore, the decentralized and centralized solutions must be equivalent as $r_s \rightarrow \infty$. \square

III. SIMULATION RESULTS

As a test of the decentralized solution $M = 6$ goals were placed similarly to Fig 1 and $N = 6$ agents were placed along the $X = 0$ axis. This setup can be seen in Fig 2.

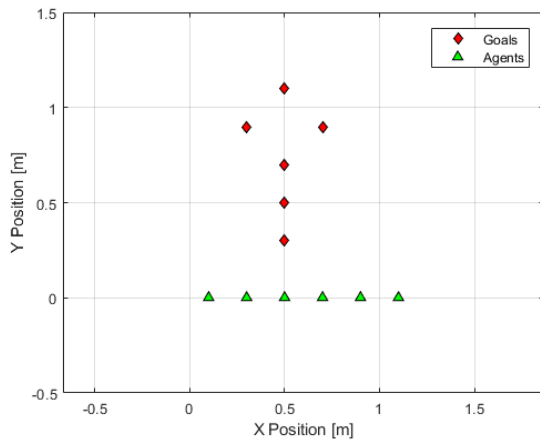


Fig. 2. A group of $N = 6$ agents entering a formation consisting of $M = 6$ goals. The agent initial positions are evenly spaced along the x axis of the formation.

To optimally assign each agent to a goal Problem 1 was solved as a linear program for each agent. In this case the problem contained no more than 36 optimization variables with 12 constraints and could easily be solved in real time.

After completing the assignment, each trajectory was solved as optimal unconstrained motion [28]. The least restrictive bounds on the constraints such that the solution is valid for Problem 2 are given in Table I alongside the cost and sensing radius for each evaluation. The continuous cost in Problem 2 was calculated by assuming a zero order hold on the discretized dynamics used in the simulation. The centralized solution with $r_c \rightarrow \infty$ is given in Fig 3, while the same initial conditions with $r_s = 0.55$ m and 0.20 m are given in Figs 4-5 respectively.

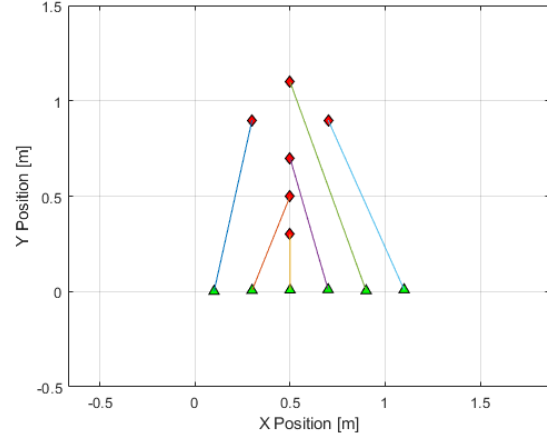


Fig. 3. The infinite horizon solution to Problems 1 and 2 using the initial conditions in Fig 2.

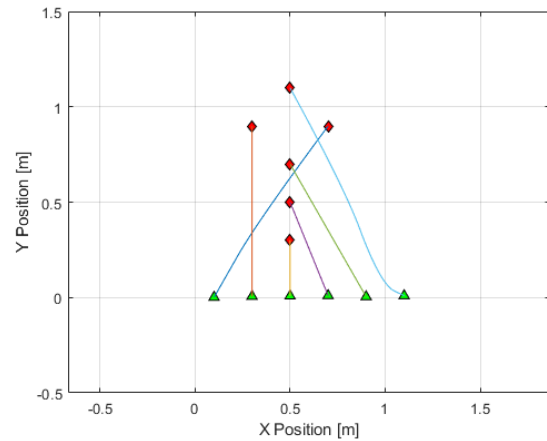


Fig. 4. Solution with a communication radius of $r_c = 0.55$ m.

As can be seen in Figs 3-5 and Table I the sensing radius of each agent is inversely proportional to the total cost of the system. This is expected, as the amount of information to create a globally optimal assignment is directly affected by the communication radius. This also results in generally longer observed trajectories and a higher maximum velocity and acceleration for shorter sensing radii.

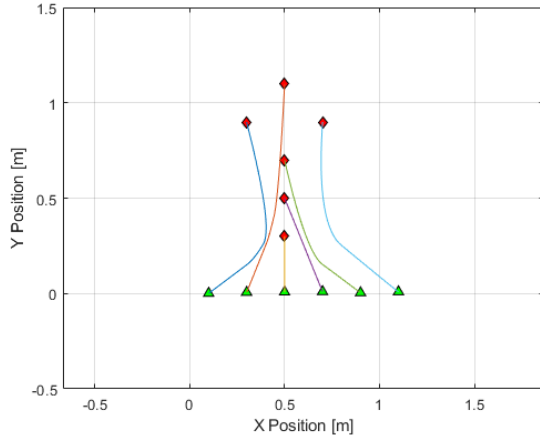


Fig. 5. Solution with a communication radius of $r_c = 0.20$ m. In this case the radius of communication is smaller than the initial spacing of the agents.

TABLE I
SUMMARY OF SIMULATION RESULTS.

r_c [m]	R [cm]	V_{\max} [m/s]	U_{\max} [m/s ²]	J [m ² /s ²]
∞	14.1	0.175	0.070	0.049
0.75	0.16	0.203	0.106	0.064
0.65	0.08	0.206	0.128	0.069
0.55	8.10	0.229	0.198	0.081
0.45	8.55	0.262	0.247	0.107
0.35	1.44	0.291	0.443	0.165
0.25	9.19	0.258	0.569	0.275
0.20	3.74	0.328	0.576	0.402

IV. CONCLUDING REMARKS

In this paper we proposed an approach for solving the energy-optimal desired formation problem for a group of autonomous agents. We introduced the concept of a coordinator to guarantee convergence of all agents to a global coordinate frame. We presented a robust formulation of the desired formation problem and introduced the concept of prescribed goals and trajectories. We discussed equivalence between the decentralized and centralized solutions and presented simulation results with $N = M = 6$ agents and goals.

Future work includes a closed-form solution for the constrained trajectory, an analysis of the trade-off between the energy used in communication and motion, as well as a game based solution of the prescribed assignment problem.

REFERENCES

- [1] A. A. Malikopoulos, "A duality framework for stochastic optimal control of complex systems," *IEEE Transactions on Automatic Control*, vol. 61, no. 10, pp. 2756–2765, 2016.
- [2] —, "Centralized stochastic optimal control of complex systems," in *Proceedings of the 2015 European Control Conference*, 2015, pp. 721–726.
- [3] A. A. Malikopoulos, V. Maroulas, and J. Xiong, "A multiobjective optimization framework for stochastic control of complex systems," in *Proceedings of the 2015 American Control Conference*, 2015, pp. 4263–4268.
- [4] A. A. Malikopoulos, "Equilibrium Control Policies for Markov Chains," in *50th IEEE Conference on Decision and Control and European Control Conference*, 2011, pp. 7093–7098.

- [5] H. Oh, A. R. Shirazi, C. Sun, and Y. Jin, "Bio-inspired self-organising multi-robot pattern formation: A review," *Robotics and Autonomous Systems*, no. 91, pp. 83–100, 2017.
- [6] C. W. Reynolds, "Flocks, herds and schools: A distributed behavioral model," *Computer Graphics*, vol. 21, no. 4, pp. 25–34, 1987.
- [7] A. Jadbabaie, J. Lin, and A. S. Morse, "Mobile Autonomous Agents Using Nearest Neighbor Rules," *IEEE Transactions on Automatic Control*, vol. 48, no. 6, pp. 988–1001, 2003.
- [8] H. G. Tanner, A. Jadbabaie, and G. J. Pappas, "Flocking in fixed and switching networks," *IEEE Transactions on Automatic Control*, vol. 52, no. 5, pp. 863–868, 2007.
- [9] A. M. Turing, "The chemical basis of morphogenesis," *Philosophical Transactions of the Royal Society of London. Series B, Biological Sciences*, vol. 237, no. 641, pp. 37–72, 1952.
- [10] M. Brambilla, E. Ferrante, M. Birattari, and M. Dorigo, "Swarm robotics: A review from the swarm engineering perspective," *Swarm Intelligence*, vol. 7, no. 1, pp. 1–41, 2013.
- [11] K.-K. Oh, M.-C. Park, and H.-S. Ahn, "A survey of multi-agent formation control," *Automatica*, no. 53, pp. 424–440, 2015.
- [12] J. O. Swartling, I. Shames, K. H. Johansson, and D. V. Dimarogonas, "Collective Circumnavigation," *Unmanned Systems*, vol. 02, no. 03, pp. 219–229, 2014.
- [13] J. Guo, Z. Lin, M. Cao, and G. Yan, "Adaptive control schemes for mobile robot formations with triangularised structures," *IET Control Theory & Applications*, vol. 4, no. 9, pp. 1817–1827, 2010.
- [14] Y. Hanada, G. Lee, and N. Y. Chong, "Adaptive Flocking of a Swarm of Robots Based on Local Interactions," in *IEEE Swarm Intelligence Symposium*, 2007, pp. 340–347.
- [15] J. Wang and M. Xin, "Integrated Optimal Formation Control of Multiple Unmanned Aerial Vehicles," *IEEE Transactions on Control Systems Technology*, vol. 21, no. 5, pp. 1731–1744, 2013.
- [16] X. Sun and C. G. Cassandras, "Optimal Dynamic Formation Control of Multi-Agent Systems in Environments with Obstacles," in *IEEE Conference on Decision and Control*, 2015, pp. 2359–2364.
- [17] H. Xu and R. G. C. Carrillo, "Distributed Near Optimal Flocking Control for Multiple Unmanned Aircraft Systems," in *International Conference on Unmanned Aerial Vehicles*. Denver, CO, USA: ICUAS, 2015, pp. 879–885.
- [18] R. Rajasree, "Optimal Formation Control of Unmanned Aerial Vehicles with Obstacle Avoidance," in *International Conference on Control, Instrumentation, Communication and Computational Technologies*, 2010.
- [19] M. Turpin, N. Michael, and V. Kumar, "CAPT: Concurrent assignment and planning of trajectories for multiple robots," *International Journal of Robotics Research*, vol. 33, no. 1, pp. 98–112, 2014.
- [20] D. Morgan, G. P. Subramanian, S.-J. Chung, and F. Y. Hadaegh, "Swarm assignment and trajectory optimization using variable-swarm, distributed auction assignment and sequential convex programming," *International Journal of Robotics Research*, vol. 35, no. 10, pp. 1261–1285, 2016.
- [21] A. A. Malikopoulos, C. G. Cassandras, and Y. J. Zhang, "A decentralized energy-optimal control framework for connected automated vehicles at signal-free intersections," *Automatica*, vol. 93, no. April, pp. 244–256, 2018.
- [22] M. Rubenstein, C. Ahler, and R. Nagpal, "Kilobot: A low cost scalable robot system for collective behaviors," *Proceedings - IEEE International Conference on Robotics and Automation*, pp. 3293–3298, 2012.
- [23] R. Olfati-Saber, J. A. Fax, and R. M. Murray, "Consensus and cooperation in networked multi-agent systems," *Proceedings of the IEEE*, vol. 95, no. 1, pp. 215–233, 2007.
- [24] S. Coogan and M. Arca, "Scaling the size of a formation using relative position feedback," *Automatica*, 2012.
- [25] C. C. Cheah, S. P. Hou, and J. J. E. Slotine, "Region-based shape control for a swarm of robots," *Automatica*, 2009.
- [26] B. Jiang, M. Deghat, and B. D. Anderson, "Simultaneous velocity and position estimation via distance-only measurements with application to multi-agent system control," *IEEE Transactions on Automatic Control*, 2017.
- [27] M. Caruso, "Applications of magnetic sensors for low cost compass systems," in *IEEE 2000. Position Location and Navigation Symposium (Cat. No.00CH37062)*, 2000.
- [28] M. Ross, *A Primer on Pontryagin's Principle in Optimal Control*, 2nd ed. San Francisco: Collegiate Publishers, 2015.