

Deep Domain Adaptation under Deep Label Scarcity

Amar Prakash Azad, Dinesh Garg, Priyanka Agrawal, Arun Kumar

IBM Research AI

{amarazad, garg.dinesh, priyanka.agrawal, kkarun}@in.ibm.com

Abstract

The goal behind *Domain Adaptation (DA)* is to leverage the labeled examples from a source domain so as to infer an accurate model in a target domain where labels are not available or in scarce at the best. A state-of-the-art approach for the DA is due to (Ganin et al. 2016), known as *DANN*, where they attempt to induce a common representation of source and target domains via adversarial training. This approach requires a large number of labeled examples from the source domain to be able to infer a good model for the target domain. However, in many situations obtaining labels in the source domain is expensive which results in deteriorated performance of DANN and limits its applicability in such scenarios. In this paper, we propose a novel approach to overcome this limitation. In our work, we first establish that DANN reduces the original DA problem into a semi-supervised learning problem over the space of common representation. Next, we propose a learning approach, namely *TransDANN*, that amalgamates adversarial learning and transductive learning to mitigate the detrimental impact of limited source labels and yields improved performance. Experimental results (both on text and images) show a significant boost in the performance of TransDANN over DANN under such scenarios. We also provide theoretical justification for the performance boost.

Introduction

In many real life scenarios, label acquisition is a daunting task due to various limitations including cost, time, hazards, confidentiality, scale, etc. This limits the applicability of many successful machine learning and deep learning models which otherwise require a large number of labeled data. The field of *domain adaptation (DA)* aims at easing out learner's job under such stress situations by allowing a transfer of learned models to other domain that faces label scarcity or absence. An example of such scenarios is commonly observed when immense amount of annotated labelled data (Sun and Saenko 2014; Vazquez et al. 2014) are created in the source domain whereas the target domain (often real world application domain) lacks annotation. The dissimilarity in marginal distribution of source domain and target domain data, called as *covariate shift*, is often significant and detrimental to the performance of source trained model on target data (Shimodaira 2000). On the other hand, the dissimilarity of conditional distribution of source domain and target domain data, *concept shift*, can also impact performance of source trained model on target data despite absence of covariate shift (Quionero-Candela et al. 2009). For example, we might have an email spam filter trained from a large email collection received by a group of current users (the source domain) and wish to adapt it for a

new user (the target domain) where we hardly have any email marked as spam by this new user (Ben-David et al. 2010a). A similar situation arises during cold-start of an on-line recommender system when a new customer joins. In the email example, intuition suggests that we should be able to improve the performance of spam filter for the new user as long as we believe that users behave consistently in terms of labeling emails as spam or ham, denoted by $P(\text{spam} | \text{email})$. The challenge, however, is that each user receives a unique distribution of emails, say $P(\text{email} | \text{user})$. The situation in the recommendation system example, on the other hand, could be little more complex. In this case, the behaviors of the users toward products need not be the same. That is $P(\text{liking} | \text{product})$ may be different for different users. Furthermore, each user has a unique distribution, denoted by $P(\text{product} | \text{user})$, from which he browses the products in the catalog. Therefore, transferring the learning may be bit hard. The email problem falls in a category of the DA problems where we say that *covariate shift* assumption holds. The recommendation engine problem, on the other hand, falls in the category of the DA problems where we say that both *covariate shift* as well as *concept shift* are present.

(Ben-David et al. 2010a) studied the class of DA problem where both *covariate shift* and *concept shift* are present but under the assumption that there exists a labeling rule, say $h^*(\cdot)$, which works good for both the domains. In the very same setting, (Ganin et al. 2016) proposed *Domain Adversarial Neural Networks (DANN)* approach which extracts such an $h^*(\cdot)$ in deep learning framework. They achieve this objective by training the classifier to perform well on the source domain while minimizing the divergence between features extracted from the source versus target domains. For divergence minimization, they used domain adversarial training which leverages the target domain data without the need for their label. The deep learning framework enables to build the mapping between source domain and target domain through the domain classifier of the adversarial training.

As mentioned in (Ganin et al. 2016), DANN doesn't require labeled examples from target domain but it requires a large number of labeled examples from source domain in order to output a classifier $h(\cdot)$ that is reasonably close to $h^*(\cdot)$. The performance of DANN gets adversely affected when the supply of source domain labelled examples are limited - a situation common in real life. This happens because the error bound given in (Ben-David et al. 2010a) becomes noisy when labels are less and DANN tries to minimize this bound.

In this paper, we propose a novel approach, called as *TransDANN*, by fusing transductive learning theory with adver-

serial domain adaptation which prevents DANN suffering from low performance during deep scarcity of source labels. *TransDANN* is inspired by an early work of (Joachims 1999) on *transductive learning*. We argue that DANN attempts to reduce an original DA problem into a semi-supervised learning problem over the extracted common space of domain-invariant features. This enables one to employ semi-supervised learning techniques for performance boosting. Experimental results (both on text and images) confirm the superiority of TransDANN over DANN.

Prior Art The survey articles (Patel et al. 2015), (Csurka 2017), (Wang and Deng 2018) provide a landscape of the DA problem area. Broadly speaking, DA approaches belong to two categories - (i) *conservative* and (ii) *non-conservative*. In a conservative approach, information contained in unlabeled examples from the target domain is not leveraged. Whereas, in a non-conservative approach, it is leverage. Theoretical analysis of the conservative approaches can be found in (Ben-David et al. 2006), (Blitzer et al. 2007), (Mansour, Mohri, and Rostamizadeh 2009). Among non-conservative approaches, one idea is to re-weight the source labeled examples so as to match the marginal distributions of both the domains. (Ben-David et al. 2010b) and (Ben-David et al. 2010a) provided sound theoretical analysis for non-conservative approaches and proved an inevitable bound on the error of the learned hypothesis for the target domain. Recent approaches for non-conservative DA are inspired by the recent progress in the areas of deep neural networks and deep generative models (Goodfellow et al. 2014). The prominent approach along these lines include (Long et al. 2015), (Ganin et al. 2016), and (Tzeng et al. 2017). The idea in (Ganin et al. 2016) is to project both source and target marginal distributions into a common feature space and encourage projected distributions to match. They used the idea of generative adversarial nets (Goodfellow et al. 2014) for this purpose. Other recent works along similar lines include (Saito, Ushiku, and Harada 2017) and (Shu et al. 2018). The approach proposed in (Shu et al. 2018) tries to improve DANN under the scenario where clustering assumption holds true for the target domain. In the text domain, (Liu, Qiu, and Huang 2017; Chen and Cardie 2018) used adversarial training to obtain better generalization through multitask setting where both source and target domain data is available.

To the best of our knowledge, there is no other work which addresses the issue of DANN’s performance under source label scarcity. Our work is the first one to identify and address this gap.

Background – DA Problem Setup A domain \mathcal{D} is defined as a tuple $\mathcal{D} = \langle \mathcal{X}, \mathcal{Y}, \mathbb{P}(\mathbf{x}, y) \rangle$, where \mathcal{X} denotes the feature space, \mathcal{Y} denotes the label space, and $\mathbb{P}(\mathbf{x}, y)$ denotes the joint probability distribution function over the space $\mathcal{X} \times \mathcal{Y}$.

In a typical DA problem setup, we are given a source domain $\mathcal{D}_s = \langle \mathcal{X}_s, \mathcal{Y}_s, \mathbb{P}_s(\mathbf{x}_s, y_s) \rangle$ and a target domain $\mathcal{D}_t = \langle \mathcal{X}_t, \mathcal{Y}_t, \mathbb{P}_t(\mathbf{x}_t, y_t) \rangle$. The Bayes theorem allows us to write the density functions of the source and the target distributions as follows: ¹ $P_d(\mathbf{x}_d, y_d) = P_d(y_d | \mathbf{x}_d) \cdot P_d(\mathbf{x}_d)$, where $d \in$

¹We use symbol $\mathbb{P}(\cdot)$ to denote a distribution function and $P(\cdot)$

$\{s, t\}$. The density functions $P_s(y_s | \mathbf{x}_s)$ and $P_t(y_t | \mathbf{x}_t)$ are typically referred to as *conditionals*, whereas the functions $P_s(\mathbf{x}_s)$ and $P_t(\mathbf{x}_t)$ are referred to as *marginals*. In this paper, we assume $\mathcal{Y}_s = \mathcal{Y}_t = \mathcal{Y} = \{0, 1\}$. However, our results are applicable as long as $\mathcal{Y}_s = \mathcal{Y}_t = \mathcal{Y}$ and \mathcal{Y} is any other label space which can be handled by deep neural networks.

The goal of any DA problem is to predict the label $y_t \in \mathcal{Y}$ for any given target sample $\mathbf{x}_t \in \mathcal{X}_t$ drawn from $\mathbb{P}_t(\mathbf{x}_t)$. The assumption is that both $\mathbb{P}_s(\mathbf{x}_s, y_s)$ and $\mathbb{P}_t(\mathbf{x}_t, y_t)$ are unknown to the learner. The only information available with the learner at the time of training is labeled examples (say n) from the *source domain* and unlabeled examples from the *target domain*, say N . We denote these training data by $D_s = \{(\mathbf{x}_s^i, y_s^i)\}_{i=1}^n$, and $D_t = \{\mathbf{x}_t^j\}_{j=1}^N$, respectively.

Most of the DA work hinges around the assumption of $\mathcal{X}_s = \mathcal{X}_t = \mathcal{X}$ and this setting is known as *homogeneous DA* (Wang and Deng 2018). For the binary classification problem ($\mathcal{Y} = \{0, 1\}$) in this setting, (Ben-David et al. 2010a) gave a result (stated below) that relates the accuracy of any labeling function (aka hypothesis) $h : \mathcal{X} \mapsto \{0, 1\}$ on the source domain with the accuracy of the same hypothesis on the target domain.

Theorem 1 ((Ben-David et al. 2010a)) *Let \mathcal{H} be a hypothesis space of VC dimension d , then for any $\delta \in (0, 1)$, with probability $1 - \delta$ (over the choice of samples), for every $h \in \mathcal{H}$: $\epsilon_s(h) \leq \epsilon_t(h) + \frac{1}{2}d_{\mathcal{H}\Delta\mathcal{H}}(\mathbb{P}_s(\mathbf{x}), \mathbb{P}_t(\mathbf{x})) + \lambda$*

where, error $\epsilon_s(h)$ and $\epsilon_t(h)$ are defined as the expected loss for the hypothesis h with respect to the source and the target domain’s conditional distribution, respectively. That is, $\epsilon_d(h) = \mathbb{E}_{\mathbf{x} \sim \mathbb{P}_d(\cdot)} [|h(\mathbf{x}) - \mathbb{P}_d(y = 1 | \mathbf{x})|]$; where $d \in \{s, t\}$. The quantity $d_{\mathcal{H}\Delta\mathcal{H}}(\mathbb{P}_s(\mathbf{x}), \mathbb{P}_t(\mathbf{x}))$ denotes the $\mathcal{H}\Delta\mathcal{H}$ distance between the distributions $\mathbb{P}_s(\mathbf{x})$ and $\mathbb{P}_t(\mathbf{x})$ and it accounts for the gap between $\epsilon_s(h)$ and $\epsilon_t(h)$ arising due to the discrepancy between $\mathbb{P}_s(\mathbf{x})$ and $\mathbb{P}_t(\mathbf{x})$. This quantity is given by the following expression: $d_{\mathcal{H}\Delta\mathcal{H}}(\mathbb{P}_s(\mathbf{x}), \mathbb{P}_t(\mathbf{x})) = 2 \sup_{h \in \mathcal{H}\Delta\mathcal{H}} [|\alpha(h) - 1|]$ where,

$\alpha(h) = P_{\mathbf{x} \sim \mathbb{P}_s(\mathbf{x})} \{\mathbf{x} | h(\mathbf{x}) = 0\} + P_{\mathbf{x} \sim \mathbb{P}_t(\mathbf{x})} \{\mathbf{x} | h(\mathbf{x}) = 1\}$. The $\mathcal{H}\Delta\mathcal{H}$ constitutes the space of hypotheses which are pairwise symmetric difference of any two hypotheses from \mathcal{H} . By looking at $\alpha(h)$, we can say that $\mathcal{H}\Delta\mathcal{H}$ distance between the marginals of the source domain and the target domain can be calculated by identifying the best domain classifier $h \in \mathcal{H}\Delta\mathcal{H}$ which classifies the unlabeled examples from the source domain and the target domain. The exact same idea was exploited by (Ganin et al. 2016). The last term λ is given by $\lambda = \min_{h \in \mathcal{H}} (\epsilon_s(h) + \epsilon_t(h))$.

Following theorem is a refined version of Theorem 1 for the scenario when one has an empirical estimate $\hat{\alpha}(h)$ of the quantity $\alpha(h)$ (and thereby, an empirical estimate $\hat{d}_{\mathcal{H}\Delta\mathcal{H}}(U_s, U_t)$). This empirical estimate can be computed by having access to say m unlabeled examples U_s and U_t drawn from $\mathbb{P}_s(\mathbf{x})$ and $\mathbb{P}_t(\mathbf{x})$, respectively.

Theorem 2 ((Ben-David et al. 2010a))

$$\epsilon_s(h) \leq \epsilon_t(h) + \frac{\hat{d}_{\mathcal{H}\Delta\mathcal{H}}(U_s, U_t)}{2} + \sqrt{\frac{d \log(2m) + \log(\frac{2}{\delta})}{m/16}} + \lambda$$

to denote the corresponding density function.

This theorem offers the following insight. *In order to find a good hypothesis $h(\cdot)$ for the target domain, one should aim to find a hypothesis space \mathcal{H} that not only contains a good hypothesis $h \in \mathcal{H}$ for the source domain, but also the best domain classifier in the space $\mathcal{H}\Delta\mathcal{H}$ is as poor as possible.*

Domain Adversarial Neural Networks (DANN)

Motivated by the above insights, (Ganin et al. 2016) proposed a novel feedforward neural network architecture, known as Domain Adversarial Neural Networks (DANN).

The DANN architecture starts with a mapping, $G_f : \mathcal{X} \mapsto \mathbb{R}^d$, called as *feature map*, parameterized by the parameter θ_f . This feature map essentially projects any given unlabeled (source or target) example into a d -dimensional Euclidean feature space. These feature vectors are then mapped to the class label (more generally, $P(y = 1 | \mathbf{f})$) by means of another mapping, $G_y : \mathbb{R}^d \mapsto [0, 1]$, called as *label predictor*. Lastly, the same feature vector \mathbf{f} is mapped to the domain label by means of the mapping, $G_d : \mathbb{R}^d \mapsto [0, 1]$, known as *domain classifier*. The respective parameters of the label predictor and domain classifier are denoted by θ_y and θ_d , respectively. The hypothesis space \mathcal{H} for this network becomes the composition of G_y and G_f , given by $\mathcal{H} = \{h \mid h(\mathbf{x}; \theta_f, \theta_y) = G_y(G_f(\mathbf{x}; \theta_f); \theta_y)\}$, and the symmetric difference space becomes $\mathcal{H}\Delta\mathcal{H} = \{h \mid h(\mathbf{x}; \theta_f, \theta_d) = G_d(G_f(\mathbf{x}; \theta_f); \theta_d)\}$.

The training of DANN is very interesting. Note, the parameter θ_f is common to both hypothesis space \mathcal{H} as well as the symmetric difference hypothesis space $\mathcal{H}\Delta\mathcal{H}$. It is this parameter θ_f which on the one hand (along with the parameters θ_y) helps tuning \mathcal{H} so as to include a hypothesis h of low source domain error $\epsilon_s(h)$ (first term in Equation (1)). While, on the other hand, it helps (along with the parameters θ_d) adjusting the space $\mathcal{H}\Delta\mathcal{H}$ so as the best domain classifying hypothesis $h' \in \mathcal{H}\Delta\mathcal{H}$ becomes as poor as possible (last two terms in Equation (1)). This is achieved by finding the saddle point of the following loss function: $\mathcal{L}(\theta_f, \theta_y, \theta_d, D_s, D_t) =$

$$\sum_{i=1}^n \frac{L(h(\mathbf{x}_s^i; \theta_f, \theta_y), y_s^i)}{n} - \lambda \left[\sum_{i=1}^n \frac{L(h(\mathbf{x}_s^i; \theta_f, \theta_d), d_s^i=0)}{n} + \sum_{j=1}^N \frac{L(h(\mathbf{x}_t^j; \theta_f, \theta_d), d_t^j=1)}{N} \right] \quad (1)$$

where, $h(\mathbf{x}; \theta_f, \theta_y) = G_y(G_f(\mathbf{x}, \theta_f); \theta_y)$, $h(\mathbf{x}; \theta_f, \theta_d) = G_d(G_f(\mathbf{x}, \theta_f); \theta_d)$, λ is a hyper-parameter, and $L(\cdot, \cdot)$ is a cross-entropy loss function. The labels d_s^i and d_t^j represent the labels to identify the domain (source being 0 and target being 1) of any training example \mathbf{x} . The training of DANN proceeds in iterations where the aim is to find the saddle point $\hat{\theta}_f, \hat{\theta}_y, \hat{\theta}_d$ of $\mathcal{L}(\theta_f, \theta_y, \theta_d, D_s, D_t)$ defined as below.

$$\hat{\theta}_f, \hat{\theta}_y = \arg \min_{\theta_f, \theta_y} \mathcal{L}(\theta_f, \theta_y, \hat{\theta}_d, D_s, D_t) \quad (2)$$

$$\hat{\theta}_d = \arg \max_{\theta_d} \mathcal{L}(\hat{\theta}_f, \hat{\theta}_y, \theta_d, D_s, D_t) \quad (3)$$

The training of DANN is known to require *a large amount of labeled* examples from the source domain and *a large amount of unlabeled* examples from the target domain. Our proposed approach improves upon its training under the realistic setting when *labeled examples in the source domain are few in numbers*.

The Problem of Label Scarcity

Our initial experiments suggest (see Figure 1) that as we shrink the supply of labeled examples during DANN training, the resulting hypothesis of DANN deteriorates. In this figure, we have shown the performance of 6 different (source,target) domain pairs from Amazon product review dataset. For each pair, we have compared the performance of DANN output as we reduce the supply of labeled examples from 100% to 80%. The reasons behind such a behavior could be as follows. Given that DANN aims to minimize the error bound of Theorem 2, the estimate of the first term in this bound becomes noisy under label scarcity. This motivates us to revisit this problem and investigate whether one can improve the DANN training so as to handle *label scarcity*. The key contribution

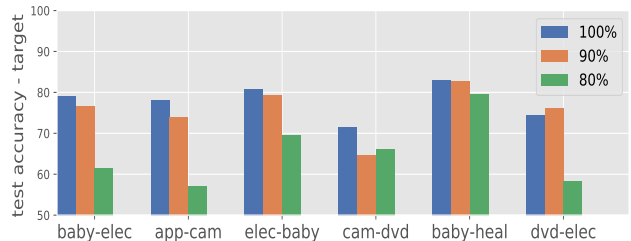


Figure 1: DANN Performance with Reduced Label Supply

of this paper lies in improving the DANN training so as to handle the deep label scarcity in the source domain. Our idea is based on the two key observations.

1. The training of DANN with a large amount of unlabeled examples (both source and target domain) reduces the original DA problem into a semi-supervised learning problem over the single domain of common feature space.
2. The resulting semi-supervised learning problem can be tackled in a way similar to the transductive learning problem handled in (Joachims 1999).

Reduction to Semi-Supervised Learning Problem

Recall, that the marginal distributions $\mathbb{P}_s(\mathbf{x})$ and $\mathbb{P}_t(\mathbf{x})$ when pushed onto the feature space \mathbb{R}^d under the map $G_f(\cdot)$ obtained by training a DANN would be nearly identical. We denote such an induced marginal distribution in the feature space by $\mathbb{P}_f(\mathbf{f})$ and its density by $P_f(\mathbf{f})$. Under covariate shift assumption (Shimodaira 2000), one has $P_s(y | \mathbf{x}) = P_t(y | \mathbf{x}) = P(y | \mathbf{x})$. Thus, under the covariate shift assumption, one can use the output feature map $G_f(\cdot; \hat{\theta}_f)$ of DANN to transform both source and target spaces \mathcal{X}_s and \mathcal{X}_t into the feature space \mathbf{f} where the problem now sounds more like a semi-supervised learning problem having few labeled examples and a large number of unlabeled examples. The labels of the examples in this feature space can be assumed to be sampled from some underlying distribution, say $\mathbb{P}_f(y | \mathbf{f})$, and the feature vectors \mathbf{f} themselves can be assumed to be sampled from the common induced distribution $\mathbb{P}_f(\mathbf{f})$. Any parameterized label classifier $P_f(y | \mathbf{f}) = G_y(\mathbf{f}; \theta_y)$ defined on this feature space can be combined with the feature map to render a classifier for the source or target domain. That is, $P(y | \mathbf{x}) = G_y(G_f(\mathbf{x}; \theta_f), \theta_y)$.

Training a classifier $P_f(y | \mathbf{f})$ in this feature space, thus, becomes a semi-supervised learning problem in its own. DANN outputs one such classifier given by $P_f(y | \mathbf{f}) = G_y(\mathbf{f}; \hat{\theta}_y)$. Any improvement on top of this classifier would indeed improve the accuracy of the target domain classifier as well. Therefore, we propose to invoke the approach of semi-supervised learning to offer a classifier $P_f(y | \mathbf{f})$ that is better than what is DANN offers, especially when source labels are in scarcity.

Transductive Learning to Tackle Label Scarcity

Let $\mathcal{D} = \langle \mathcal{X}, \mathcal{Y}, \mathbb{P}(\mathbf{x}, y) \rangle$ be some domain. We need not confuse this with source (or target) domain being discussed so far. Suppose, a learner has access to n labeled examples, $S_\ell = \{(\mathbf{x}_i, y_i)\}_{i=1}^n$, drawn independently from the distribution $\mathbb{P}(\mathbf{x}, y)$. The learner also has access to a large number of unlabeled examples $S_u = \{\mathbf{x}_j\}_{j=1}^N$ drawn from the corresponding marginal distribution $\mathbb{P}(\mathbf{x})$. The goal of the learner is to pick a hypothesis from the space $\mathcal{H}_\theta = \{h(\cdot; \theta) \mid h : \mathcal{X} \mapsto \mathcal{Y}\}$ so as to predict the labels of the examples in the set S_u as accurately as possible.

For this kind of problems, (Joachims 1999) proposed Transductive SVM approach where the idea is to minimize an appropriate loss function so as to find the joint optimal values for the model parameters θ^* as well as the labels $\{y_t^*\}_{t=1}^N$ for the unlabeled examples S_u . Inspired by this, we first reduce the given DA problem into a semi-supervised learning problem over the common domain (feature space \mathbf{f}) and subsequently improve the task classifier $G_y(\mathbf{f}; \hat{\theta}_y)$ in a similar way. The net effect is that resulting classifier outperforms the classifier $G_y(G_f(\mathbf{x}; \hat{\theta}_f); \hat{\theta}_y)$ obtained by training the DANN.

TransDANN – The Proposed Approach

In this section, we give details of our proposed modified training approach for DANN. We call this approach as *Transductive training of Deep Domain Neural Network (TransDANN)*. Figure 2 depicts the idea behind TransDANN approach.

In TransDANN approach, we begin by defining the following alternative loss function called as TransDANN loss function. $\mathcal{L}(\theta_f, \theta_y, \theta_d, D_s, D_t, \{y_t^j\}_{j=1}^N) =$

$$\sum_{i=1}^n \frac{C_\ell L(h(\mathbf{x}_s^i; \theta_f, \theta_y), y_s^i)}{n} + \sum_{j=1}^N \frac{C_u L(h(\mathbf{x}_t^j; \theta_f, \theta_y), y_t^j)}{N} - \lambda \left[\sum_{i=1}^n \frac{L(h(\mathbf{x}_s^i; \theta_f, \theta_d), d_s^i=0)}{n} + \sum_{j=1}^N \frac{L(h(\mathbf{x}_t^j; \theta_f, \theta_d), d_t^j=1)}{N} \right] \quad (4)$$

where $L(\cdot, \cdot)$ is a cross-entropy loss function and C_ℓ, C_u are the importance weights. This loss function has flavor of both DANN loss function (given by Equation (1)) and the transductive learning loss function (given in (Joachims 1999)). The idea behind this loss function is to include the labels for the unlabeled examples (from the target domain) also as decision variables. As part of TransDANN training, we solve the following *saddle point problem*: $\theta_f^*, \theta_y^*, \{y_t^*{}^j\}_{j=1}^N =$

$$\arg \min_{\theta_f, \theta_y, \{y_t^*{}^j\}_{j=1}^N} \mathcal{L}(\theta_f, \theta_y, \theta_d^*, D_s, D_t, \{y_t^*{}^j\}_{j=1}^N) \quad (5)$$

$$\theta_d^* = \arg \max_{\theta_d} \mathcal{L}(\theta_f^*, \theta_y^*, \theta_d, D_s, D_t, \{y_t^*{}^j\}_{j=1}^N) \quad (6)$$

Observe, the first optimization problem (5) is a combinatorial optimization problem. Therefore, unlike DANN, the overall saddle point problem also becomes a combinatorial optimization problem. Our proposed method to solve this saddle point

Algorithm 1: Local Search Based Method for Trans-DANN Saddle Point Problem (5) – (6)

input : $D_s = \{(\mathbf{x}_s^i, y_s^i)\}_{i=1}^n, D_t = \{\mathbf{x}_t^j\}_{j=1}^N,$
 $D_t^v = \{\mathbf{x}_t^j, y_t^j\}_{j=N+1}^{N+v}, \lambda^*, C_\ell^*, C_u^*,$
 $\{num_c\}_{c=1}^k$
output : Model parameters $\theta_f^*, \theta_y^*, \theta_d^*$

- 1 Define a DANN with sufficiently rich feature map $G_f(\cdot, \theta_f)$ and domain classifier $G_d(\cdot, \theta_d)$;
 - 2 $C_\ell \leftarrow C_\ell^*, C_u \leftarrow 0, \lambda \leftarrow \lambda^*$;
 - 3 Train the DANN on supplied data D_s and D_t ;
 - 4 Let $\theta_f^{cold}, \theta_y^{cold}, \theta_d^{cold}$ be the model parameters of this trained DANN;
 - 5 $\hat{\theta}_f \leftarrow \theta_f^{cold}, \hat{\theta}_y \leftarrow \theta_y^{cold}, \hat{\theta}_d \leftarrow \theta_d^{cold}$;
 - 6 $C_u \leftarrow 10^{-3}$;
 - 7 **repeat**
 - 8 Invoke Algorithm 2 on $G_y(G_f(\mathbf{x}; \hat{\theta}_f); \hat{\theta}_y)$ and $\{num_c\}_{c=1}^k$ to get interim labels $\{\hat{y}_t^j\}_{j=1}^N$;
 - 9 Start with current values of $\theta_f, \theta_y, \theta_d$ and retrain DANN by including interim labels of target examples, namely $\{(\mathbf{x}_t^j, \hat{y}_t^j)\}_{j=1}^N$;
 - 10 Let $\hat{\theta}_f, \hat{\theta}_y, \hat{\theta}_d$ be the revised values for the DANN parameters after this training;
 - 11 $C_u \leftarrow \min\{2 * C_u, C_u^*\}$
 - 12 **until** $C_u < C_u^*$;
 - 13 Evaluate the model $G_f(G_y(\mathbf{x}; \theta_f^{cold}); \theta_d^{cold})$ as well as $G_f(G_y(\mathbf{x}; \hat{\theta}_y); \hat{\theta}_f)$ on validation set D_t^v ;
 - 14 Whichever model performs better, output the corresponding parameters as $\theta_f^*, \theta_y^*, \theta_d^*$
-

problem is presented in the form of Algorithm 1 and it works as follows. It starts with a small number of labeled examples $D_s = \{(\mathbf{x}_s^i, y_s^i)\}_{i=1}^n$ from the source domain and a large number of unlabeled examples $D_t = \{\mathbf{x}_t^j\}_{j=1}^N$ from the target domain. As a cold start, the method temporarily ignores the variables $\{y_t^j\}_{j=1}^N$ (and hence the second term in the Equation (4)). Instead, it trains a vanilla DANN on the given data so as to acquire an initial assignment of the θ -parameters, given by $\theta_f^{cold}, \theta_y^{cold}, \theta_d^{cold}$. Next, there is a loop which alternates between variables $(\theta_f, \theta_y, \theta_d)$ and $\{y_t^j\}_{j=1}^N$ so as to improve them in lieu of the sub-problems (5) – (6). That means, in one step (Step 9), it clamps the current assignment of the labels $\{y_t^j\}_{j=1}^N$ and improves upon the parameters $(\theta_f, \theta_y, \theta_d)$ in their local vicinity. In the subsequent step (Step 8), it clamps $(\theta_f, \theta_y, \theta_d)$ to their present values and revises the labels $\{y_t^j\}_{j=1}^N$ so as to reduce the loss. We call these revised labels as *interim labels* and denote them by $\{\hat{y}_t^j\}_{j=1}^N$.

In this alternation strategy, when improving upon the pa-

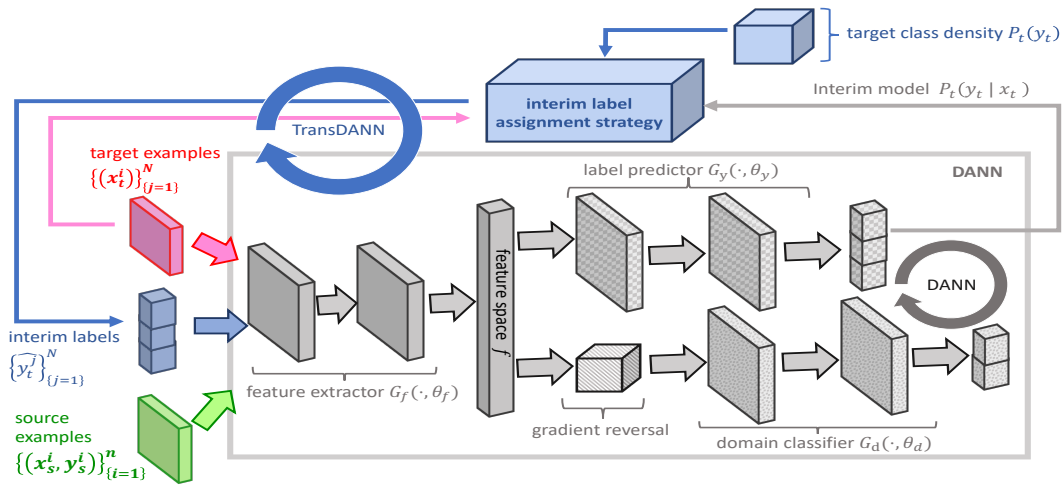


Figure 2: TransDANN Approach

rameters $(\theta_f, \theta_y, \theta_d)$ locally, we follow a DANN like strategy because the second term of the TransDANN loss function is a constant. On the other hand, when improving upon the parameters $\{y_t^j\}_{j=1}^N$, we need to solve the sub-problem (5) clamping the variables $(\theta_f, \theta_y, \theta_d)$ to their current values. Because this sub-problem (5) is a combinatorial optimization problem (due to the presence of $\{y_t^j\}$), we advocate the use of a local search strategy for this sub-problem. By local search strategy, we mean that we greedily revise the current assignment of the labels for $\{y_t^j\}_{j=1}^N$ so as to reduce the overall value of the loss function (4). In the next section, we describe one such strategy to assign interim labels.

In Algorithm 1, as iterations proceed, we slowly increase the importance weight C_u until it hits the user specified upper bound C_u^* . The value of C_u^* dictates how much importance we wish to give to the semi-supervised part. Finally, suppose Algorithm 1 is given access to a validation set $D_t^v = \{\mathbf{x}_t^j, y_t^j\}_{j=N+1}^{N+v}$ – a small labeled set from the target domain. In this situation, it compares the performance of the cold start model $\theta_f^{cold}, \theta_y^{cold}, \theta_d^{cold}$ (offered by vanilla DANN) with the TransDANN model $\hat{\theta}_f, \hat{\theta}_y, \hat{\theta}_d$ obtained at the end of iterative loop 7–12. The algorithm outputs a better of these two models, denoted by $\theta_f^*, \theta_y^*, \theta_d^*$.

Interim Label Assignment Strategy

As far as the revision of the labels $\{y_t^j\}_{j=1}^N$ is concerned in Algorithm 1, there could be many strategies but we opt the following strategy which we call as *matching the class distribution* strategy. The idea behind this strategy is to assign the labels $\{y_t^j\}_{j=1}^N$ to the target domain examples in a way that these labels are in sync with the current label prediction model, call it $h(y | \mathbf{x}) = P(y | \mathbf{x})$, as much as possible, and at the same time, the distribution of the labels across the classes adhere to some apriori given numbers $\{n_c\}_{c=1}^k$, where $n_c = N \times P_t(y = c)$. The class densities $P_t(y)$ are assumed to be either known or equal to $P_s(y)$ which can be estimated from the source labeled examples. The reason being that throughout the TransDANN, induced marginals

in the feature space remain the same and the label predictor $G_y(\cdot)$ also remains the common between source and target domains. Therefore, $P_s(y) = P_t(y)$ all the times.

For the general scenario of $k \geq 2$, this strategy is given in the form of Algorithm 2. This algorithm works as follows. First, we assign each example to the best class as per the supplied label prediction model $P(y | \mathbf{x})$. Next, we pick some class c which has the surplus number of examples relative to its target n_c . Among all the examples assigned to this class c , we identify the one which has the weakest membership score $P(y = c | \mathbf{x})$ and move that example to some other class, say \hat{c} . The class \hat{c} is chosen such that it has a deficiency of examples relative to its target $n_{\hat{c}}$ and moreover, the identified example has strongest membership score for this class as compared to other classes who also have a deficiency.

Theoretical Analysis of TransDANN

Theorem given below guarantees that under some mild conditions, model learned by the TransDANN is no inferior than DANN. The proof relies on a fact that DANN ignores the term λ while minimizing the error bound of Theorem 2.

Theorem 3 *Suppose covariance shift assumption holds true and one can solve the DANN saddle point problem given in (2) – (3), then it’s unlikely that the TransDANN algorithm 1 would learn a model $P(y | \mathbf{x})$ that is inferior to the model learned by DANN for the same input dataset.*

Proof : Recall, DANN essentially tries to minimize the error bound given in Theorem 2. However, it tries to minimize the sum of only first two terms in the error bound of Theorem 2 and ignores the last term λ by treating it as a constant. We would like to highlight that the term λ is defined as $\min_{h \in \mathcal{H}} (\epsilon_s(h) + \epsilon_t(h))$. In the case of DANN, the hypothesis space \mathcal{H} is controlled by both θ_f and θ_y parameters. However, in DANN’s training, the update of θ_f and θ_d is never influenced by λ . The reason behind this is also apparent – DANN assumes no supply of the labeled data from the target domain and hence it has no way to estimate λ with reasonable accuracy.

Algorithm 2: Interim Label Assignment

input : $\{\mathbf{x}_t^j\}_{j=1}^N$ whose labels needs revision,
 $P(y | \mathbf{x}); \forall \mathbf{x} \in \mathcal{X}, y = 1 \rightarrow, k$, Class
distribution $\{n_c\}_{c=1}^k$

output : Labels $\{\hat{y}_t^j\}_{j=1}^N$.

- 1 $S_c \leftarrow \emptyset \forall c = 1 \rightarrow k;$
- 2 $U^+ \leftarrow \emptyset, U^- \leftarrow \emptyset;$ /* For tracking
unbalanced classes */
- 3 **for** $j = 1 \rightarrow N$ **do**
- 4 $c_j = \arg \max_{c=1 \rightarrow k} P(y = c | \mathbf{x}_t^j);$
- 5 $S_{c_j} \leftarrow S_{c_j} \cup \{\mathbf{x}_t^j\}$
- 6 **for** $c = 1 \rightarrow k$ **do**
- 7 $U^+ \leftarrow U^+ \cup \{c\}$ if $|S_c| > n_c;$
- 8 $U^- \leftarrow U^- \cup \{c\}$ if $|S_c| < n_c;$
- 9 **repeat**
- 10 Let c be some element of $U^+;$
- 11 $\mathbf{x}_t^* \leftarrow \arg \min_{\mathbf{x}_t \in S_c} P(y = \hat{c} | \mathbf{x}_t);$
- 12 Find a class $\hat{c} \in U^-$ for which the score
 $P(y = \hat{c} | \mathbf{x}_t^*)$ is the maximum;
- 13 $S_c \leftarrow S_c \setminus \{\mathbf{x}_t^*\}; S_{\hat{c}} \leftarrow S_{\hat{c}} \cup \{\mathbf{x}_t^*\};$
- 14 $U^+ \leftarrow U^+ \setminus \{c\}$ if $|S_c| \leq n_c;$
- 15 $U^- \leftarrow U^- \setminus \{\hat{c}\}$ if $|S_{\hat{c}}| \geq n_{\hat{c}};$
- 16 **until** $|U^+| > 0;$
- 17 **for** $j = 1 \rightarrow N$ **do**
- 18 $\hat{y}_t^j \leftarrow c_j$ if $\mathbf{x}_t^j \in S_{c_j}$
- 19 **Output** $\{\hat{y}_t^j\}_{j=1}^N$

On the other hand, in TransDANN, we indirectly estimate the term λ by the inclusion of a term capturing the label classification loss in the target domain. This term, in conjunction with the label classification loss for the source domain, mimics λ . In order to calculate this term, we need labels for the target domain which we get from the interim label assignment layer in the TransDANN. In the initial iterations, these interim labels are not accurate and hence the estimation of λ is poor. However, as iterations progress, the interim labels for the target domain examples improves and so does the estimation of λ . This helps TransDANN get an improved lower error bound than what DANN would get. Also, for the above argument to hold, we need covariate shift assumption because in each iteration of the TransDANN, we estimate interim labels of the target domain by using the current model for the source label. If covariate shift assumption is not true then we can't assume that the labels estimated by interim label assignment layer during TransDANN training would eventually be trustworthy to get a good estimate of λ .

Experimental setup

To conduct an extensive set of experiments across various domains, we choose Amazon review dataset – a popular dataset among multi-domain deep learning (DL) methods (Wu and Huang 2015; Chen and Cardie 2018; Ganin et al. 2016). We

also experiment with MNIST and MNIST-M (Ganin et al. 2016) datasets which are commonly used for DA tasks in computer vision.

Dataset

For DA on text experiments, we work with Amazon review dataset². This dataset comprises of customer reviews (in the text form) for 14 different product-lines (aka domains) at Amazon including Books, DVDs, Music, etc. The labels correspond to the sentiments of the reviewers. We extracted sentences and their corresponding labels from the raw data provided by (Blitzer, Dredze, and Pereira 2007). We processed the sentences using Stanford tokenizer³. For each domain, the data are partitioned randomly into *training*, *development*, and *test* sets in a ratio of 70%, 10%, 20%, respectively. For our experimentation, we selected only 10 of these domains and hence we have skipped the details of the 4 domains from this tables as well as subsequent results. The detailed statistics of this dataset is given in supplementary material. For DA on images, we experiment with MNIST dataset available (LeCun et al. 1998) as source and MNIST-M, obtained from (Ganin et al. 2016), as target domains.

Baselines

Our proposed approach aims to improve the DANN performance for DA tasks. Therefore, we treat the performance of the DANN as a baseline for our experiments. In our experiments, for each source-target domain pair, a baseline DANN model is trained as suggested in (Ganin et al. 2016). In addition, to get an idea of how good the DANN itself perform in the first place, we also train a *target-only* model. We train such a target-only model using only the task classifier part of DANN architecture with labeled examples only from the target domain.

To emulate the label scarcity, we restrict the supply of labeled data from the source domain. Under such label scarcity (LS) scenarios, the performance of DANN deteriorates as shown in Figure 1. Our proposed approach, TransDANN, aims to achieve better performance (target accuracy) than DANN, especially under the LS scenarios. For relative comparison, we train the models using both DANN as well as TransDANN approaches under different LS scenarios. For text domain experiments, we limited the supply of the source labeled data ranging from 100% to 80% in each of source-target domain pair. Similarly, the image experiments are carried over the number of examples ranging 10000 to 4000 in each of source-target pair, i.e., MNIST and MNIST-M dataset. We found that performance of DANN remains similar with any number of examples more than 10000. For MNIST, we keep target supply same as that of source. We found that these range of label examples are required for reasonably good deep feature extraction.

Architecture

The proposed TransDANN approach comprises two main pieces – (i) DANN, and (ii) Interim Label Assignment.

²<https://www.cs.jhu.edu/~mdredze/datasets/sentiment/>

³<http://nlp.stanford.edu/software/tokenizer.shtml>

Target Source	dvd	books	elect	baby	kit	music	sports	app	cam	health
dvd		75.0	74.2	77.0	75.8	79.1	62.5	82.6	71.5	55.3
books	83.0		78.9	74.6	78.9	80.3	79.7	81.4	81.4	72.9
elect	74.4	74.2		79.1	79.3	73.4	81.6	82.0	74.6	77.1
baby	63.9	71.3	80.9		82.4	70.3	79.1	79.5	77.0	54.5
kit	70.7	69.3	77.1	77.0		63.9	80.5	82.2	75.8	80.1
music	80.5	78.9	75.4	74.2	74.8		79.5	80.3	79.9	74.2
sports	72.1	69.7	80.7	82.2	85.4	74.2		85.4	82.2	81.4
app	72.9	69.9	79.5	80.5	79.5	72.9	73.6		76.4	78.5
cam	76.8	71.3	80.3	74.4	77.7	71.5	80.1	78.1		80.9
health	70.3	71.9	82.2	83.0	81.4	77.3	80.7	84.6	80.8	
T-O	83.9	88.0	81.4	83.9	81.8	78.6	85.1	80.6	83.7	84.5

Table 1: Baseline target test accuracy of DANN trained on various source-target domains on Amazon review dataset. T-O (target-only) model is trained on target true label revealed on the same dataset.

DANN consists of feature extractor, task classifier, and domain adaptation layer. Feature extractor for the *text domain adaptation* can be composed of neural sentence models such as recurrent neural networks (Sutskever, Vinyals, and Le 2014; Chung et al. 2014; Liu et al. 2015), convolution networks (Collobert et al. 2011; Kalchbrenner, Grefenstette, and Blunsom 2014), or recursive neural networks (Socher et al. 2013). Here, we adopt recurrent neural network with long short-term memory (LSTM) due to their superior performance in various NLP tasks (Liu et al. 2016; Lin et al. 2017). Specifically, we compose feature extractor with a bidirectional-LSTM and task classifier with a fully connected layer – both as per the configurations suggested in the previous work on text modeling (Liu, Qiu, and Huang 2017; Lin et al. 2017). Preprocessing and tokenization of the input sentences are carried out as suggested by the standard NLP text modeling methods (Liu, Qiu, and Huang 2017). The words embedding for all the models are initialized with the 300-dimensional GloVe vectors (Pennington, Socher, and Manning 2014). Other parameters are initialized by randomly sampling from a uniform distribution in the range $[-0.1, 0.1]$. For the domain adapter component, we stick to three fully connected layers ($x \rightarrow 1024 \rightarrow 1024 \rightarrow 2$) as suggested by (Ganin et al. 2016). For the image experiment, we use small CNN architecture for feature extractor, and 2 layer domain adapter ($x \rightarrow 100 \rightarrow 2$) exactly as in (Ganin et al. 2016). We choose cross-entropy and logistic regression loss for task classification and domain adapter, respectively.

The Interim Label Assignment layer assigns the target labels based on Algorithm 2, which are then fed to the input.

Training Procedure The training under TransDANN proceeds in cycles. In each cycle, all the training examples are used in batches. The first cycle is purely DANN training and the interim labels for target examples kick in from the second cycle on-wards. Since true target labels are not available, the first cycle is trained simply as vanilla DANN wherein, the input batches are composed of labeled source examples and unlabeled target examples. From the second cycle onwards, the input to the model consists of interim target labels in addition to the source labels along with source and target

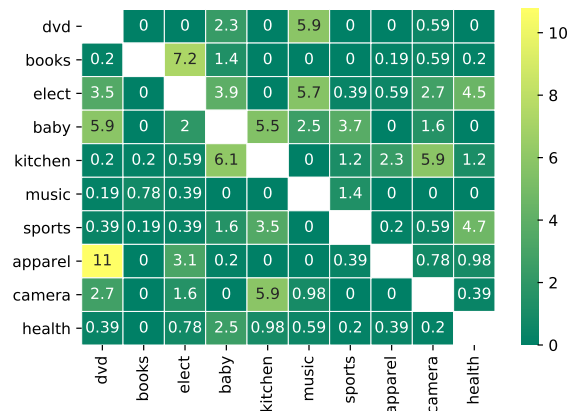


Table 2: Max % improvement in accuracy of TransDANN over DANN (y-axis \rightarrow source and x-axis \rightarrow target)

examples. The interim target labels are generated by Interim Target Label Assignment (ITA) layer in the beginning of each cycle (except for the first cycle). The ITA layer ingests the trained model of the previous cycle and target class distribution so as to compute the new interim target labels using Algorithm 2. These iterative cycles continue till the convergence of target label training accuracy.

The model is trained on 128 sized batches for text and 64 sized for image. Half of each batch is composed of samples from the source domain and the other half with samples from the target domain. In the very first cycle, where we train vanilla DANN, we increase the domain adaptation factor λ slowly during early stage of the training so as to suppress noisy labels inferred by the domain classifier.

Choosing meta-parameters

The TransDANN training requires choosing meta-parameters (λ , learning rate, momentum, network architecture) in an unsupervised manner. One can assess the performance of the whole system (including the effect of hyper-parameters) by observing the error on a held-out data from the source domain as well as the training error on domain classification. For most of the meta-parameters, we have followed the guidelines from (Ganin et al. 2016). In general, we have observed good correspondence between the DA task performance and the performance on the held-out data from the source domain which is in congruence with (Ganin et al. 2016).

Evaluation Results and Analysis

On Review dataset: We describe the evaluation results on text data in the following. We first obtain the baseline and then evaluate performance of *TransDANN* for each source-target pair under varying levels of source labels supply (ranging from 100% to 80%). Table 2 summarizes the maximum % improvement (over varying levels of source labels supply) achieved by TransDANN over DANN. Note, the diagonal elements are blank because experiments are conducted only for source-target pairs where $source \neq target$ so as to capture the efficacy of the proposed approach for DA tasks. The

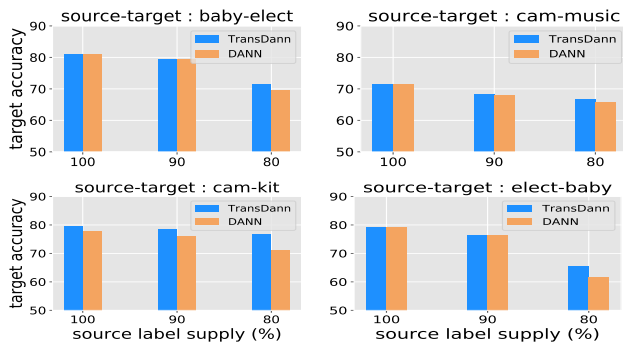


Figure 3: Comparison of TransDANN vs DANN over held-out labeled set from target domain for varying amount of source labels

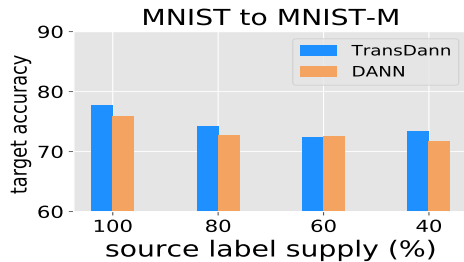


Figure 4: Performance comparison for MNIST \rightarrow MNIST-M dataset. Source label supply is in percentage relative to 10000 examples.

supplementary material contains the actual accuracy numbers over which these maximum % improvements are calculated.

A few important observations can be made from the Table 2. First, it’s clear that TransDANN outperforms DANN in several cases ($> 70\%$ cases) by a noticeable margin. Second, in cases where TransDANN performance is close or equal to DANN, we often found that the performance of the DANN on *target-only* task is either too bad or too good. When performance of the DANN itself is too bad on the *target-only* task, there could potentially be issues other than the label scarcity, for example, *covariate shift* may not be holding true. In such cases, we anyways can’t expect TransDANN to improve significantly over DANN. On the other hand, when performance of the DANN itself is too good on the *target-only* task, there is not much scope for the TransDANN to improve.

Overall, the accuracy improvement of TransDANN over DANN is found to be significant under the scenarios where performance of the DANN gets affected due to the reduced supply of the source labels while the assumption of covariate shift holds true. To support this argument, we depict the performance of TransDANN over DANN with varying levels of source label supply in Figure 3 (refer supplementary material for enlarged version).

On Image dataset: Figure 4 captures the performance of our DA approach on MNIST to MNIST-M. Similar as above, we observe that when source (MNIST) data supply is limited DANN’s performance deteriorates and *TransDANN* outperforms in most of the cases.

Overall, both image and text dataset evaluation validates that *TransDANN* outperforms DANN in LS scenarios.

Concluding Remarks

In this paper, we present a novel approach, called *TransDANN*, which fuses adversarial learning and transductive learning methods for improved DA performance. Our approach outperforms DANN – a state-of-the-art – especially in scenarios where supply of source label is limited. We have provided theoretical as well as experimental justification in support of the proposed approach. The paper unveils and establishes that adversarial learning in effect reduces any DA problem into a semi-supervised learning in a space of common representation. Moreover, it opens up several avenues for employing various suitable semi-supervised techniques with existing adversarial based DA methods.

References

- [Ben-David et al. 2006] Ben-David, S.; Blitzer, J.; Crammer, K.; and Pereira, F. 2006. Analysis of representations for domain adaptation. In *Proceedings of the 19th International Conference on Neural Information Processing Systems, NIPS*, 137–144.
- [Ben-David et al. 2010a] Ben-David, S.; Blitzer, J.; Crammer, K.; Kulesza, A.; Pereira, F.; and Vaughan, J. W. 2010a. A theory of learning from different domains. *Machine Learning* 79(1):151–175.
- [Ben-David et al. 2010b] Ben-David, S.; Lu, T.; Luu, T.; and Pal, D. 2010b. Impossibility theorems for domain adaptation. In *Proceedings of the 13th International Conference on Artificial Intelligence and Statistics, AISTATS*, 129–136.
- [Blitzer et al. 2007] Blitzer, J.; Crammer, K.; Kulesza, A.; Pereira, F.; and Wortman, J. 2007. Learning bounds for domain adaptation. In *Proceedings of the 20th International Conference on Neural Information Processing Systems, NIPS’07*, 129–136.
- [Blitzer, Dredze, and Pereira 2007] Blitzer, J.; Dredze, M.; and Pereira, F. 2007. Biographies, bollywood, boomboxes and blenders: Domain adaptation for sentiment classification. In *Proceedings of the Annual Meeting of the Association for Computational Linguistics, ACL’07*, 187–205.
- [Chen and Cardie 2018] Chen, X., and Cardie, C. 2018. Multinomial adversarial networks for multi-domain text classification. In *Proceedings of the Conference of the North American Chapter of the Association for Computational Linguistics, NAACL 18*, 1226–1240.
- [Chung et al. 2014] Chung, J.; Gulcehre, C.; Cho, K.; and Bengio, Y. 2014. Empirical evaluation of gated recurrent neural networks on sequence modeling. In *arXiv preprint arXiv:1412.3555*.
- [Collobert et al. 2011] Collobert, R.; Weston, J.; Bottou, L.; Karlen, M.; Kavukcuoglu, K.; and Kuksa, P. 2011. Natural language processing (almost) from scratch. *Journal of Machine Learning Research* 12:2493–2537.
- [Csurka 2017] Csurka, G. 2017. *A Comprehensive Survey on Domain Adaptation for Visual Applications*. Springer International Publishing. 1–35.
- [Ganin et al. 2016] Ganin, Y.; Ustinova, E.; Ajakan, H.; Germain, P.; Larochelle, H.; Laviolette, F.; Marchand, M.; and Lempitsky, V. S. 2016. Domain-adversarial training of neural networks. *Journal of Machine Learning Research* 17:1–35.
- [Goodfellow et al. 2014] Goodfellow, I. J.; Pouget-Abadie, J.; Mirza, M.; Xu, B.; Warde-Farley, D.; Ozair, S.; Courville, A. C.; and Bengio, Y. 2014. Generative adversarial nets. In *Proceedings of the 27th International Conference on Neural Information Processing Systems, NIPS’17*, 2672–2680.
- [Joachims 1999] Joachims, T. 1999. Transductive inference for text classification using support vector machines. In *Proceedings of*

the 16th International Conference on Machine Learning, ICML'99, 200–209.

- [Kalchbrenner, Grefenstette, and Blunsom 2014] Kalchbrenner, N.; Grefenstette, E.; and Blunsom, P. 2014. A convolutional neural network for modelling sentences. In *Proceedings of the Annual Meeting of the Association for Computational Linguistics, ACL'14*.
- [LeCun et al. 1998] LeCun, Y.; Bottou, L.; Bengio, Y.; and Haffner, P. 1998. Gradient-based learning applied to document recognition. In *Proceedings of the IEEE*, volume 86(11), 2278–2324.
- [Lin et al. 2017] Lin, Z.; Feng, M.; Santos, C. N. d.; Yu, M.; Xiang, B.; Zhou, B.; and Bengio, Y. 2017. A structured self-attentive sentence embedding. In *arXiv preprint arXiv:1703.03130*.
- [Liu et al. 2015] Liu, P.; Qiu, X.; Chen, X.; Wu, S.; and Huang, X. 2015. Multi-timescale long short-term memory neural network for modelling sentences and documents. In *Proceedings of the Conference on Empirical Methods in Natural Language Processing, EMNLP'15*.
- [Liu et al. 2016] Liu, P.; Qiu, X.; Chen, J.; and Huang, X. 2016. Deep fusion lstms for text semantic matching. In *Proceedings of the Annual Meeting of the Association for Computational Linguistics, ACL'16*.
- [Liu, Qiu, and Huang 2017] Liu, P.; Qiu, X.; and Huang, X. 2017. Adversarial multi-task learning for text classification. In *Proceedings of the Annual Meeting of the Association for Computational Linguistics, ACL'17*, 1–10.
- [Long et al. 2015] Long, M.; Cao, Y.; Wang, J.; and Jordan, M. I. 2015. Learning transferable features with deep adaptation networks. In *Proceedings of the 32nd International Conference on International Conference on Machine Learning, ICML'15*, 97–105.
- [Mansour, Mohri, and Rostamizadeh 2009] Mansour, Y.; Mohri, M.; and Rostamizadeh, A. 2009. Domain adaptation: Learning bounds and algorithms. In *Proceedings of the 22nd Conference on Learning Theory, COLT'09*.
- [Patel et al. 2015] Patel, V. M.; Gopalan, R.; Li, R.; and Chellappa, R. 2015. Visual domain adaptation: A survey of recent advances. *IEEE Signal Process. Mag.* 32(3):53–69.
- [Pennington, Socher, and Manning 2014] Pennington, J.; Socher, R.; and Manning, C. D. 2014. Glove: Global vectors for word representation. In *Proceedings of the Conference on Empirical Methods in Natural Language Processing, EMNLP'14*, 1532–1543.
- [Quionero-Candela et al. 2009] Quionero-Candela, J.; Sugiyama, M.; Schwaighofer, A.; and Lawrence, N. D. 2009. *Dataset shift in machine learning*. The MIT Press.
- [Saito, Ushiku, and Harada 2017] Saito, K.; Ushiku, Y.; and Harada, T. 2017. Asymmetric tri-training for unsupervised domain adaptation. In *Proceedings of the 6th International Conference on Learning Representations, ICLR'17*, 2988–2997.
- [Shimodaira 2000] Shimodaira, H. 2000. Improving predictive inference under covariate shift by weighting the log-likelihood function. *Journal of Statistical Planning and Inference* 90(2):227 – 244.
- [Shu et al. 2018] Shu, R.; Bui, H. H.; Narui, H.; and Ermon, S. 2018. A DIRT-T approach to unsupervised domain adaptation. In *Proceedings of the 34th International Conference on Machine Learning, ICML'18*.
- [Socher et al. 2013] Socher, R.; Perelygin, A.; Wu, J. Y.; Chuang, J.; Manning, C. D.; Y Ng, A.; and Potts, C. 2013. Recursive deep models for semantic compositionality over a sentiment treebank. In *Proceedings of the Conference on Empirical Methods in Natural Language Processing, EMNLP'13*.
- [Sun and Saenko 2014] Sun, B., and Saenko, K. 2014. From virtual to reality: Fast adaptation of virtual object detectors to real domains. In *British Machine Vision Conference, BMVC'14*.
- [Sutskever, Vinyals, and Le 2014] Sutskever, I.; Vinyals, O.; and Le, Q. V. 2014. Sequence to sequence learning with neural networks. In *in Proceedings of the Conference on Neural Information Processing Systems, NIPS'14*, 3104–3112.
- [Tzeng et al. 2017] Tzeng, E.; Hoffman, J.; Saenko, K.; and Darrell, T. 2017. Adversarial discriminative domain adaptation. In *Proceedings of Conference on Computer Vision and Pattern Recognition, CVPR'17*.
- [Vazquez et al. 2014] Vazquez, D.; Lopez, A. M.; Marin, J.; Ponsa, D.; and Geronimo, D. 2014. Virtual and real world adaptation for pedestrian detection. In *IEEE transactions on pattern analysis and machine intelligence*, volume 36(4), 797–809.
- [Wang and Deng 2018] Wang, M., and Deng, W. 2018. Deep visual domain adaptation: A survey. *Neurocomputing* 312:135 – 153.
- [Wu and Huang 2015] Wu, F., and Huang, Y. 2015. Collaborative multi-domain sentiment classification. In *IEEE International Conference on Data Mining, ICDM'15*, 459–468.

Appendix

Summary Statistics of Amazon Review Dataset

Table 3 (in this supplementary document) provides a detailed summary of the Amazon review dataset that were used in our experiments.

Dataset	Train	Dev.	Test	Unlab.	Avg.L.	Vocab
Books	1400	200	400	2000	159	62k
Electronics (elec)	1398	200	400	2000	101	30k
DVD	1300	200	400	2000	173	69k
Kitchen (kit)	1400	200	400	2000	89	28k
Apparel (app)	1400	200	400	2000	57	21k
Camera (cam)	1397	200	400	2000	130	26k
Health (heal)	1400	200	400	2000	81	26k
Music	1400	200	400	2000	136	60k
Baby	1300	200	400	2000	104	26k
Sports	1315	200	400	2000	94	30k

Table 3: Amazon Review Dataset Statistics. Columns – training, development, and test sets sizes, # unlabeled examples, average sentence length, vocabulary size.

Elaboration of Table 2

Table 2 in the main paper depicts the maximum % improvement in accuracy of TransDANN over DANN, where max is computed over varying amount of labeled data. In what follows, we have presented the corresponding actual accuracy numbers for both DANN and TransDANN (for varying levels of labeled data). In all these tables (Table 4 – 9 in this supplementary document), the rows correspond to the source domains and the columns correspond to the target domains.

	dvd	books	elect	baby	kit	music	sports	app	cam	health
dvd		77.1	73.9	76.6	76.2	79.3	71.1	83.5	71.5	56.8
books	85.7		78.3	73.7	78.6	80.2	80.2	81.8	82.7	74.0
elect	73.9	73.0		72.6	79.0	73.0	79.8	83.6	74.0	76.4
baby	59.6	70.6	75.5		81.8	71.3	79.0	79.8	77.1	54.6
kit	70.4	68.3	78.5	76.2		64.8	80.7	83.7	75.8	78.8
music	81.4	77.4	74.0	75.1	76.2		79.6	80.3	80.2	74.9
sports	75.0	72.0	80.1	81.9	84.3	74.9		86.1	82.6	82.6
app	72.6	73.2	79.9	79.9	80.6	74.7	76.0		77.3	78.8
cam	76.0	70.2	79.9	78.4	80.5	73.8	81.5	75.5		81.3
health	72.1	71.8	82.6	82.7	82.9	77.8	80.9	84.4	80.4	

Table 4: Baseline (DANN) performance on held-out set in the target domain. Labeled data =100%

	dvd	books	elect	baby	kit	music	sports	app	cam	health
dvd		75.0	74.2	77.0	75.8	79.1	62.5	82.6	71.5	55.3
books	83.2		78.9	74.6	78.9	80.3	79.7	81.4	81.4	73.0
elect	74.4	74.2		79.1	79.3	73.4	81.6	82.6	74.6	77.7
baby	69.7	71.3	80.9		82.4	71.7	79.1	79.5	78.5	54.5
kit	70.7	69.5	77.1	77.1		63.9	80.5	82.2	76.4	80.5
music	80.5	78.9	75.4	74.2	74.8		79.5	80.3	79.9	74.2
sports	72.1	69.7	80.9	82.2	85.4	74.2		85.4	82.2	81.4
app	72.9	69.9	79.5	80.5	79.5	72.9	73.8		76.4	78.5
cam	76.8	71.3	80.3	74.4	79.5	71.5	80.1	78.1		80.9
health	70.3	71.9	82.2	83.0	81.4	77.3	80.7	84.6	80.9	

Table 5: TransDANN performance on held-out set in the target domain. Labeled data =100%

	dvd	books	elect	baby	kit	music	sports	app	cam	health
dvd		75.5	67.5	76.7	76.0	78.8	73.5	82.7	70.2	56.2
books	82.9		78.8	73.4	79.3	79.7	80.7	82.6	79.6	75.0
elect	75.6	74.4		78.3	79.4	73.8	80.3	83.8	78.0	78.2
baby	62.0	71.3	73.9		82.6	63.6	79.1	81.6	76.4	63.7
kit	69.9	67.6	79.0	77.9		64.6	80.5	79.3	76.4	79.5
music	81.3	78.0	72.7	74.9	73.4		79.8	79.2	79.4	73.2
sports	73.6	72.9	80.1	81.6	85.4	74.7		84.9	54.6	81.1
app	70.8	71.3	79.6	79.3	80.3	73.8	77.0		71.5	75.3
cam	76.2	73.6	80.3	80.2	78.1	72.1	82.0	77.0		81.7
health	71.2	73.0	80.3	82.6	83.3	77.7	79.7	84.7	79.1	

Table 6: Baseline (DANN) performance on held-out set in the target domain. Labeled data =90%

	dvd	books	elect	baby	kit	music	sports	app	cam	health
dvd		77.0	69.3	76.4	75.6	77.0	73.8	82.2	64.6	58.8
books	83.0		79.3	73.8	79.1	79.1	80.7	81.4	82.2	74.0
elect	76.2	75.0		76.6	80.5	77.1	80.3	82.2	82.0	78.9
baby	71.9	70.7	79.3		83.0	73.2	80.1	83.8	74.4	69.3
kit	69.1	66.0	78.3	80.1		67.8	80.1	83.4	76.8	79.7
music	80.7	77.0	71.7	73.6	75.4		81.4	78.3	78.1	72.5
sports	74.6	73.2	81.2	82.4	84.8	75.2		84.6	80.7	80.9
app	67.8	74.0	78.7	77.3	82.2	75.2	76.8		69.7	77.9
cam	78.1	72.9	81.4	78.9	78.5	68.2	82.6	74.0		83.0
health	69.9	73.2	78.9	82.8	84.0	77.5	80.7	85.9	77.1	

Table 7: TransDANN performance on held-out set in the target domain. Labeled data =90%

	dvd	books	elect	baby	kit	music	sports	app	cam	health
dvd		76.7	68.4	75.7	76.2	75.2	66.7	79.6	68.9	59.2
books	82.3		79.3	73.3	79.0	79.4	79.9	80.4	80.2	75.5
elect	70.8	75.6		72.3	71.0	67.1	80.8	82.9	77.5	75.1
baby	61.8	69.8	74.9		79.2	72.5	78.6	73.4	74.7	68.7
kit	63.2	68.8	78.3	79.3		69.3	80.0	76.4	76.0	79.8
music	82.7	78.3	73.6	74.2	74.2		81.1	79.7	78.9	73.0
sports	71.9	70.6	80.6	78.7	82.7	74.6		84.2	75.3	80.6
app	69.4	73.6	78.9	78.3	82.0	75.9	77.9		70.4	76.8
cam	75.0	72.1	78.9	78.9	76.3	69.8	80.9	68.8		82.1
health	71.0	74.0	81.2	80.6	83.1	78.3	78.4	84.6	78.2	

Table 8: Baseline (DANN) performance on held-out set in the target domain. Labeled data =80%

	dvd	books	elect	baby	kit	music	sports	app	cam	health
dvd		78.3	72.1	72.5	76.6	77.7	72.5	78.3	66.2	61.3
books	81.6		78.5	74.8	79.3	79.5	78.5	77.5	78.5	75.6
elect	61.9	77.5		65.4	51.6	76.6	81.2	81.8	75.0	68.2
baby	NaN	70.7	71.5		80.5	70.7	80.1	57.0	76.0	54.5
kit	50.6	68.2	79.1	79.7		71.7	81.1	78.1	76.8	80.5
music	82.0	80.1	76.4	74.0	76.6		82.0	79.5	80.7	74.2
sports	71.5	70.1	79.3	77.3	80.1	73.2		84.4	77.1	80.1
app	73.0	72.9	78.5	78.9	82.0	74.2	76.8		69.7	75.8
cam	74.8	72.3	79.3	78.7	77.0	66.8	77.3	57.0		79.9
health	70.3	74.0	80.3	79.5	84.0	77.9	78.7	85.7	77.0	

Table 9: TransDANN performance on held-out set in the target domain. Labeled data =80%