

# Probabilistic Logic Programming with Beta-Distributed Random Variables\*

Federico Cerutti

Cardiff University

Lance Kaplan

ARL

Angelika Kimmig

Cardiff University

Murat Şensoy

Ozyegin University

May 2, 2022

## Abstract

We enable aProbLog—a probabilistic logical programming approach—to reason in presence of uncertain probabilities represented as Beta-distributed random variables. We achieve the same performance of state-of-the-art algorithms for highly specified and engineered domains, while simultaneously we maintain the flexibility offered by aProbLog in handling complex relational domains. Our motivation is that faithfully capturing the distribution of probabilities is necessary to compute an expected utility for effective decision making under uncertainty: unfortunately, these probability distributions can be highly uncertain due to sparse data. To understand and accurately manipulate such probability distributions we need a well-defined theoretical framework that is provided by the Beta distribution, which specifies a distribution of probabilities representing all the possible values of a probability when the exact value is unknown.

---

\*This research was sponsored by the U.S. Army Research Laboratory and the U.K. Ministry of Defence under Agreement Number W911NF-16-3-0001. The views and conclusions contained in this document are those of the authors and should not be interpreted as representing the official policies, either expressed or implied, of the U.S. Army Research Laboratory, the U.S. Government, the U.K. Ministry of Defence or the U.K. Government. The U.S. and U.K. Governments are authorized to reproduce and distribute reprints for Government purposes notwithstanding any copyright notation hereon.

# 1 Introduction

There is significant interest in probabilistic approaches to logic programming and several probabilistic variants of Prolog have been developed, such as ICL [Poole, 2000], Dyna [Eisner et al., 2005], PRISM [Sato and Kameya, 2001] and ProbLog [De Raedt et al., 2007], with its aProbLog extension [Kimmig et al., 2011] to handle arbitrary labels from a semiring (Section 2.1). All these languages are based on definite clause logic (pure Prolog) extended with facts labelled with probability values. The meaning of such programs is typically derived from Sato’s distribution semantics [Sato, 1995], which assigns a probability to every literal. The probability of a Herbrand interpretation, also called possible world, is the product of the probabilities of the literals occurring in this world. The key concept is the success probability, which is the probability that a query succeeds in a randomly selected world.

Faithfully capturing the distribution of the probabilities of such queries is necessary for effective decision making under uncertainty to compute an expected utility [Von Neumann and Morgenstern, 2007]. Often such distributions are learned from prior experiences that can be provided either by a subject matter expert using their recollection of the history, or by objective recordings.

Unfortunately, these probability distributions can be highly uncertain and this significantly affects decision making [Anderson et al., 2016, Antonucci et al., 2014]. In fact, not all scenarios are blessed with the availability of substantial amount of data enabling reasonable characterisation of probability distributions. For instance, when dealing with adversarial behaviours such as military campaigns and counter-terrorism operations, training data is sparse or subject matter experts have limited experience to elicit the probabilities.

To understand and accurately manipulate such probability distributions, we need a well-defined theoretical framework that is provided by the Beta distribution, which specifies a distribution of probabilities representing all the possible values of a probability when the exact value is unknown. This has been recently investigated in the context of singly-connected Bayesian Network, in an approach named Subjective Bayesian Network (SBN) [Ivanovska et al., 2015, Kaplan and Ivanovska, 2016, Kaplan and Ivanovska, 2018], that shows higher performance against other traditional approaches dealing with uncertain probabilities, such as Dempster-Shafer Theory of Evidence [Dempster, 1968, Smets, 1993], and replacing single probability values with closed intervals representing the possible range of probability values [Zaffalon and Fagiuoli, 1998]. SBN is based on Subjective Logic [Jøsang, 2016] (Section 2.2) that provides an alternative, more intuitive, representation of Beta distributions as well as a calculus for manipulating them. Subjective logic has been successfully applied in a variety of domains, from trust and reputation [Jøsang et al., 2006], to urban water management [Moglia et al., 2012], to assessing the confidence of neural networks for image classification [Sensoy et al., 2018].

In this paper, we enable aProbLog [Kimmig et al., 2011] to reason in presence of uncertain probabilities represented as Beta distribution. Among other features, aProbLog is freely available<sup>1</sup> and it directly handles Bayesian networks,<sup>2</sup> which simplifies our

---

<sup>1</sup><https://dtai.cs.kuleuven.be/problog/>

<sup>2</sup>As pointed out by [Fierens et al., 2015], for such Bayesian network models, ProbLog inference is tightly linked to the inference approach of [Sang et al., 2005].

experimental setting when comparing against SBN and other approaches on Bayesian Networks with uncertain probabilities. We determine a parametrisation for aProbLog (Section 3) deriving operators for addition, multiplication, and division operating on Beta-distributed random variables matching the results to a new Beta-distributed random variable using the moment matching method [Minka, 2001, Kleiter, 1996, Allen et al., 2008, Kaplan and Ivanovska, 2018].

We achieve the same results of highly engineered approaches for sub-problems—in particular in presence of high uncertainty in the distribution of probabilities which is our main research focus—and simultaneously we maintain the flexibility offered by aProbLog in handling complex relational domains. Results of our experimental analysis (Section 4) indeed indicate that the proposed approach (1) handles inferences in general aProbLog programs better than using standard subjective logic operators [Jøsang, 2016] (Appendix A), and (2) it performs equivalently to state-of-the-art approaches of reasoning with uncertain probabilities [Kaplan and Ivanovska, 2018, Zaffalon and Fagioli, 1998, Smets, 1993], despite the fact that they have been highly engineered for the specific case of single connected Bayesian Networks while we can handle general aProbLog programs.

## 2 Background

### 2.1 aProbLog

For a set  $J$  of ground facts, we define the set of literals  $L(J)$  and the set of interpretations  $\mathcal{I}(J)$  as follows:

$$L(J) = J \cup \{\neg f \mid f \in J\} \quad (1)$$

$$\mathcal{I}(J) = \{S \mid S \subseteq L(J) \wedge \forall l \in J : l \in S \leftrightarrow \neg l \notin S\} \quad (2)$$

An algebraic Prolog (aProbLog) program [Kimmig et al., 2011] consists of

- a *commutative semiring*  $\langle \mathcal{A}, \oplus, \otimes, e^\oplus, e^\otimes \rangle$ <sup>3</sup>
- a finite set of ground *algebraic facts*  $F = \{f_1, \dots, f_n\}$
- a finite set BK of *background knowledge clauses*
- a *labeling function*  $\delta : L(F) \rightarrow \mathcal{A}$

Background knowledge clauses are definite clauses, but their bodies may contain negative literals for algebraic facts. Their heads may not unify with any algebraic fact.

For instance, in the following aProbLog program

```
alarm :- burglary.
0.05 :: burglary.
```

---

<sup>3</sup>That is, *addition*  $\oplus$  and *multiplication*  $\otimes$  are associative and commutative binary operations over the set  $\mathcal{A}$ ,  $\otimes$  distributes over  $\oplus$ ,  $e^\oplus \in \mathcal{A}$  is the neutral element with respect to  $\oplus$ ,  $e^\otimes \in \mathcal{A}$  that of  $\otimes$ , and for all  $a \in \mathcal{A}$ ,  $e^\oplus \otimes a = a \otimes e^\oplus = e^\oplus$ .

burglary is an algebraic fact with label 0.05, and `alarm :- burglary` represents a background knowledge clause, whose intuitive meaning is: in case of burglary, the alarm should go off.

The idea of splitting a logic program in a set of facts and a set of clauses goes back to Sato’s distribution semantics [Sato, 1995], where it is used to define a probability distribution over interpretations of the entire program in terms of a distribution over the facts. This is possible because a truth value assignment to the facts in  $F$  uniquely determines the truth values of all other atoms defined in the background knowledge. In the simplest case, as realised in ProbLog [De Raedt et al., 2007, Fierens et al., 2015], this basic distribution considers facts to be independent random variables and thus multiplies their individual probabilities. aProbLog uses the same basic idea, but generalises from the semiring of probabilities to general commutative semirings. While the distribution semantics is defined for countably infinite sets of facts, the set of ground algebraic facts in aProbLog must be finite.

In aProbLog, the label of a complete interpretation  $I \in \mathcal{I}(F)$  is defined as the product of the labels of its literals

$$\mathbf{A}(I) = \bigotimes_{l \in I} \delta(l) \quad (3)$$

and the label of a set of interpretations  $S \subseteq \mathcal{I}(F)$  as the sum of the interpretation labels

$$\mathbf{A}(S) = \bigoplus_{I \in S} \bigotimes_{l \in I} \delta(l) \quad (4)$$

A *query*  $q$  is a finite set of algebraic literals and atoms from the Herbrand base,<sup>4</sup>  $q \subseteq L(F) \cup HB(F \cup BK)$ . We denote the set of interpretations where the query is true by  $\mathcal{I}(q)$ ,

$$\mathcal{I}(q) = \{I \mid I \in \mathcal{I}(F) \wedge I \cup BK \models q\} \quad (5)$$

The label of query  $q$  is defined as the label of  $\mathcal{I}(q)$ ,

$$\mathbf{A}(q) = \mathbf{A}(\mathcal{I}(q)) = \bigoplus_{I \in \mathcal{I}(q)} \bigotimes_{l \in I} \delta(l). \quad (6)$$

As both operators are commutative and associative, the label is independent of the order of both literals and interpretations.

In the context of this paper, we extend aProbLog to queries with evidence by introducing an additional division operator  $\oslash$  that defines the conditional label of a query as follows:

$$\mathbf{A}(q \mid \mathbf{E} = e) = \mathbf{A}(\mathcal{I}(q \wedge \mathbf{E} = e)) \oslash \mathbf{A}(\mathcal{I}(\mathbf{E} = e)) \quad (7)$$

where  $\mathcal{I}(q \wedge \mathbf{E} = e) \oslash \mathcal{I}(\mathbf{E} = e)$  returns the label of  $q \wedge \mathbf{E} = e$  given the label of  $\mathbf{E} = e$ . We refer to a specific choice of semiring, labeling function and division operator as an *aProbLog parametrisation*.

<sup>4</sup>I.e., the set of ground atoms that can be constructed from the predicate, functor and constant symbols of the program.

ProbLog is an instance of aProbLog with the following parameterisation, which we denote  $\mathfrak{S}_p$ :

$$\begin{aligned}
\mathcal{A} &= \mathbb{R}_{\geq 0}; \\
a \oplus b &= a + b; \\
a \otimes b &= a \cdot b; \\
e^\oplus &= 0; \\
e^\otimes &= 1; \\
\delta(f) &\in [0, 1]; \\
\delta(\neg f) &= 1 - \delta(f); \\
a \oslash b &= \frac{a}{b}
\end{aligned} \tag{8}$$

## 2.2 Beta Distribution and Subjective Logic Opinions

When probabilities are uncertain—for instance because of limited observations—such an uncertainty can be captured by a Beta distribution, namely a distribution of possible probabilities. Let us consider only binary variables such as  $X$  that can take on the value of true or false, i.e.,  $X = x$  or  $X = \bar{x}$ . The value of  $X$  does change over different instantiations, and there is an underlying ground truth value for the probability  $p_x$  that  $X$  is true ( $p_{\bar{x}} = 1 - p_x$  that  $X$  is false). If  $p_x$  is drawn from a Beta distribution, it has the following probability density function:

$$f_{\beta}(p_x; \boldsymbol{\alpha}) = \frac{1}{\beta(\alpha_x, \alpha_{\bar{x}})} p_x^{\alpha_x - 1} (1 - p_x)^{\alpha_{\bar{x}} - 1} \tag{9}$$

for  $0 \leq p_x \leq 1$ , where  $\beta(\cdot)$  is the beta function and the beta parameters are  $\boldsymbol{\alpha}_X = \langle \alpha_x, \alpha_{\bar{x}} \rangle$ , such that  $\alpha_x > 1, \alpha_{\bar{x}} > 1$ . Given a Beta-distributed random variable  $X$ ,

$$s_X = \alpha_x + \alpha_{\bar{x}} \tag{10}$$

is its *Dirichlet strength* and

$$\mu_X = \frac{\alpha_x}{s_X} \tag{11}$$

is its mean. From (10) and (11) the beta parameters can be equivalently be written as:

$$\boldsymbol{\alpha}_X = \langle \mu_X s_X, (1 - \mu_X) s_X \rangle. \tag{12}$$

The variance of a Beta-distributed random variable  $X$  is

$$\sigma_X^2 = \frac{\mu_X(1 - \mu_X)}{s_X + 1} \tag{13}$$

and from (13) we can rewrite  $s_X$  (10) as

$$s_X = \frac{\mu_X(1 - \mu_X)}{\sigma_X^2} - 1. \tag{14}$$

### Parameters Estimation

Given a random variable  $Z$  with known mean  $\mu_Z$  and variance  $\sigma_Z^2$ , we can use the method of moments and (14), to estimate the  $\alpha$  parameters of a Beta-distributed variable  $Z'$  of mean  $\mu_{Z'} = \mu_Z$  and

$$s_{Z'} = \max \left\{ \frac{\mu_Z(1 - \mu_Z)}{\sigma_Z^2} - 1, \frac{W a_Z}{\mu_Z}, \frac{W(1 - a_Z)}{(1 - \mu_Z)} \right\}. \quad (15)$$

(15) is needed to ensure that the resulting Beta-distribute random variable  $Z'$  does not lead to a  $\alpha_{Z'} \leq \langle 1, 1 \rangle$ .

### Beta-Distributed Random Variables from Observations

The value of  $X$  can be observed from  $N_{ins}$  independent observations of  $X$ . If over these observations,  $n_x$  times  $X = x$ ,  $n_{\bar{x}} = N_{ins} - n_x$  times  $X = \bar{x}$ , then  $\alpha_X = \langle n_x + W a_X, n_{\bar{x}} + W(1 - a_X) \rangle$ :  $a_X$  is the prior assumption, i.e. the probability that  $X$  is true in the absence of observations; and  $W > 0$  is a prior weight indicating the strength of the prior assumption. Unless specified otherwise, in the following we will assume  $\forall X, a_X = 0.5$  and  $W = 2$ , so to have an uninformative, uniformly distributed, prior.

### Subjective Logic

Subjective logic [Jøsang, 2016] provides (1) an alternative, more intuitive, way of representing the parameters of a Beta-distributed random variables, and (2) a set of operators for manipulating them them. A subjective opinion about a proposition  $X$  is a tuple  $\omega_X = \langle b_X, d_X, u_X, a_X \rangle$ , representing the belief, disbelief and uncertainty that  $X$  is true at a given instance, and, as above,  $a_X$  is the prior probability that  $X$  is true in the absence of observations. These values are non-negative and  $b_X + d_X + u_X = 1$ . The projected probability  $P(x) = b_X + u_X \cdot a_X$ , provides an estimate of the ground truth probability  $p_x$ .

The mapping from a Beta-distributed random variable  $X$  with parameters  $\alpha_X = \langle \alpha_x, \alpha_{\bar{x}} \rangle$  to a subjective opinion is:

$$\omega_X = \left\langle \frac{\alpha_x - W a_X}{s_X}, \frac{\alpha_{\bar{x}} - W(1 - a_X)}{s_X}, \frac{W}{s_X}, a_X \right\rangle \quad (16)$$

With this transformation, the mean of  $X$  is equivalent to the projected probability  $P(x)$ , and the Dirichlet strength is inversely proportional to the uncertainty of the opinion:

$$\mu_X = P(x) = b_X + u_X a_X, \quad s_X = \frac{W}{u_X} \quad (17)$$

Conversely, a subjective opinion  $\omega_X$  translates directly into a Beta-distributed random variable with:

$$\alpha_X = \left\langle \frac{W}{u_X} b_X + W a_X, \frac{W}{u_X} d_X + W(1 - a_X) \right\rangle \quad (18)$$

Subjective logic is a framework that includes various operators to indirectly determine opinions from various logical operations. In particular, we will make use of  $\boxplus_{SL}$ ,  $\boxtimes_{SL}$ , and  $\boxdiv_{SL}$ , resp. summing, multiplying, and dividing two subjective opinions as they are defined in [Jøsang, 2016] (Appendix A). Those operators aim at faithfully matching the projected probabilities: for instance the multiplication of two subjective opinions  $\omega_X \boxtimes_{SL} \omega_Y$  results in an opinion  $\omega_Z$  such that  $P(z) = P(x) \cdot P(y)$ .

The straightforward approach to derive a aProbLog parametrisation for operations in subjective logic is to use the operators  $\boxplus$ ,  $\boxtimes$ , and  $\boxdiv$ .

**Definition 1.** The aProbLog parametrisation  $\mathfrak{S}_{SL}$  is defined as follows:

$$\begin{aligned}
\mathcal{A}_{SL} &= \mathbb{R}_{\geq 0}^4; \\
a \oplus_{SL} b &= a \boxplus b; \\
a \otimes_{SL} b &= a \boxtimes b; \\
e^{\oplus_{SL}} &= \langle 0, 1, 0, 0 \rangle; \\
e^{\otimes_{SL}} &= \langle 1, 0, 0, 1 \rangle; \\
\delta_{SL}(f_i) &= \langle b_{f_i}, d_{f_i}, u_{f_i}, a_{f_i} \rangle \in [0, 1]^4; \\
\delta_{SL}(\neg f_i) &= \langle d_{f_i}, b_{f_i}, u_{f_i}, 1 - a_{f_i} \rangle; \\
a \circ_{SL} b &= \begin{cases} a \boxdiv b & \text{if defined} \\ \langle 0, 0, 1, 0.5 \rangle & \text{otherwise} \end{cases}
\end{aligned} \tag{19}$$

Note that  $\langle \mathcal{A}_{SL}, \oplus_{SL}, \otimes_{SL}, e^{\oplus_{SL}}, e^{\otimes_{SL}} \rangle$  does not form a commutative semiring in general. If we consider only the projected probabilities—i.e. the means of the associated Beta distributions—then  $\boxplus$  and  $\boxtimes$  are indeed commutative, associative, and  $\boxtimes$  distributes over  $\boxplus$ . However, the uncertainty of the resulting opinion will be dependent on the order of operands.

### 3 Operators for Beta-Distributed Random Variables

While SL operators try to faithfully characterise the projected probabilities, they employ an uncertainty maximisation principle to limit the belief commitments, hence they have a looser connection to the Beta distribution. The operators we derive in this section aim at maintaining such a connection.

Let us first define a sum operator between two independent Beta-distributed random variables  $X$  and  $Y$  as the Beta-distributed random variable  $Z$  such that  $\mu_Z = \mu_{X+Y}$  and  $\sigma_Z^2 = \sigma_{X+Y}^2$ .

**Definition 2 (Sum).** Given  $X$  and  $Y$  independent Beta-distributed random variables represented by the subjective opinion  $\omega_X$  and  $\omega_Y$ , the *sum* of  $X$  and  $Y$  ( $\omega_X \boxplus^\beta \omega_Y$ ) is defined as the Beta-distributed random variable  $Z$  such that:

$$\mu_Z = \mu_{X+Y} = \mu_X + \mu_Y \tag{20}$$

and

$$\sigma_Z^2 = \sigma_{X+Y}^2 = \sigma_X^2 + \sigma_Y^2 \tag{21}$$

$\omega_Z = \omega_X \boxplus^\beta \omega_Y$  can then be obtained as discussed in Section 2.2, taking (15) into consideration. The same applies for the following operators as well.

Let us now define the product operator between two independent Beta-distributed random variables  $X$  and  $Y$  as the Beta-distributed random variable  $Z$  such that  $\mu_Z = \mu_{XY}$  and  $\sigma_Z^2 = \sigma_{XY}^2$ .

**Definition 3 (Product).** Given  $X$  and  $Y$  independent Beta-distributed random variables represented by the subjective opinion  $\omega_X$  and  $\omega_Y$ , the *product* of  $X$  and  $Y$  ( $\omega_X \boxtimes^\beta \omega_Y$ ) is defined as the Beta-distributed random variable  $Z$  such that:

$$\mu_Z = \mu_{XY} = \mu_X \mu_Y \quad (22)$$

and

$$\sigma_Z^2 = \sigma_{XY}^2 = \sigma_X^2 (\mu_Y)^2 + \sigma_Y^2 (\mu_X)^2 + \sigma_X^2 \sigma_Y^2 \quad (23)$$

Finally, let us define the conditioning-division operator between two independent Beta-distributed random variables  $X$  and  $Y$ , represented by subjective opinions  $\omega_X$  and  $\omega_Y$ , as the Beta-distributed random variable  $Z$  such that  $\mu_Z = \mu_{\frac{X}{Y}}$  and  $\sigma_Z^2 = \sigma_{\frac{X}{Y}}^2$ . In doing that, let us notice that in Eq. (7)  $\mathbf{A}(\mathcal{I}(\mathbf{E} = e)) = \mathbf{A}(\mathcal{I}(q \wedge \mathbf{E} = e)) \oplus \mathbf{A}(\mathcal{I}(\neg q \wedge \mathbf{E} = e))$ .

**Definition 4 (Conditioning-Division).** Given  $\omega_X = \langle b_X, d_X, u_X, a_X \rangle$  and  $\omega_Y = \langle b_Y, d_Y, u_Y, a_Y \rangle$  subjective opinions such that  $X$  and  $Y$  are independent Beta-distributed random variables. The *conditioning-division* of  $X$  by  $Y$  ( $\omega_X \boxdiv^\beta \omega_Y$ ) is defined as the Beta-distributed random variable  $Z$  such that:<sup>5</sup>

$$\mu_Z = \mu_{\frac{X}{Y}} = \mu_X \mu_{\frac{1}{Y}} \simeq \frac{\mu_X}{\mu_Y} \quad (24)$$

and

$$\sigma_Z^2 \simeq (\mu_Z)^2 (1 - \mu_Z)^2 \cdot \left( \frac{\sigma_X^2}{(\mu_X)^2} + \frac{\sigma_Y^2 - \sigma_X^2}{(\mu_Y - \mu_X)^2} + 2 \frac{\sigma_X^2}{\mu_X (\mu_Y - \mu_X)} \right) \quad (25)$$

We can now define a new aProbLog parametrisation similar to Definition 1 operating with our newly defined operators  $\boxplus^\beta$ ,  $\boxtimes^\beta$ , and  $\boxdiv^\beta$ .

**Definition 5.** The aProbLog parametrisation  $\mathfrak{S}^\beta$  is defined as follows:

$$\begin{aligned} \mathcal{A}^\beta &= \mathbb{R}_{\geq 0}^4; \\ a \oplus^\beta b &= a \boxplus^\beta b; \\ a \otimes^\beta b &= a \boxtimes^\beta b; \\ e^{\oplus^\beta} &= \langle 1, 0, 0, 0.5 \rangle; \\ e^{\otimes^\beta} &= \langle 0, 1, 0, 0.5 \rangle; \\ \delta^\beta(f_i) &= \langle b_{f_i}, d_{f_i}, u_{f_i}, a_{f_i} \rangle \in [0, 1]^4; \\ \delta^\beta(\neg f_i) &= \langle d_{f_i}, b_{f_i}, u_{f_i}, 1 - a_{f_i} \rangle; \\ a \oslash^\beta b &= a \boxdiv^\beta b \end{aligned} \quad (26)$$

<sup>5</sup>In the following,  $\simeq$  highlights the fact that the results are obtained using the the first order Taylor approximation.

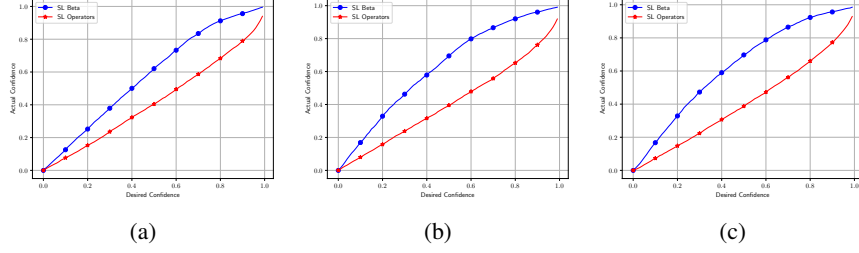


Figure 1: Actual versus desired significance of bounds derived from the uncertainty for Smokers & Friends with: (a)  $N_{ins} = 10$ ; (b)  $N_{ins} = 50$ ; and (c)  $N_{ins} = 100$ . Best closest to the diagonal. In the figure, *SL Beta* represents aProbLog with  $\mathfrak{S}^\beta$ , and *SL Operators* represents aProbLog with  $\mathfrak{S}_{SL}$ .

As per Definition 1, also  $\langle \mathcal{A}^\beta, \oplus^\beta, \otimes^\beta, e^{\oplus^\beta}, e^{\otimes^\beta} \rangle$  is not in general a commutative semiring. Means are correctly matched to projected probabilities, therefore for them  $\mathfrak{S}^\beta$  actually operates as a semiring. However, for what concerns variance, the product is not distributive over addition:  $\sigma_X^2(\mu_Y + \mu_Z)^2 + (\sigma_Y^2 + \sigma_Z^2)\mu_X^2 + \sigma_X^2(\sigma_Y^2 + \sigma_Z^2) \neq \sigma_X^2(\mu_Y^2 + \mu_Z^2) + (\sigma_Y^2 + \sigma_Z^2)\mu_X^2 + \sigma_X^2(\sigma_Y^2 + \sigma_Z^2) = \sigma_{(XY)+(XZ)}^2$ . The approximation error we introduce is therefore

$$e(X, Y, Z) \leq \frac{2\mu_Y\mu_Z\sigma_X^2}{\sigma_X^2(\mu_Y^2 + \mu_Z^2) + (\mu_X^2 + \sigma_X^2)(\sigma_Y^2 + \sigma_Z^2)} \quad (27)$$

and it minimally affects the results both in the case of low and in the case of high uncertainty in the random variables.

## 4 Experimental Analysis

To evaluate the suitability of using  $\mathfrak{S}^\beta$  in aProbLog for uncertain probabilistic reasoning, we run an experimental analysis involving several aProbLog programs with unspecified labelling function. For each program, first labels are derived for  $\mathfrak{S}_p$  by selecting the ground truth probabilities from a uniform random distribution. Then, for each label of the aProbLog program over  $\mathfrak{S}_p$ , we derive a subjective opinion by observing  $N_{ins}$  instantiations of the random variables comprising the aProbLog program over  $\mathfrak{S}_p$  so to simulate data sparsity [Kaplan and Ivanovska, 2018]. We then proceed analysing the inference on specific query nodes  $q$  in the presence of a set of evidence  $E = e$  using aProbLog with  $\mathfrak{S}_{SL}$  and  $\mathfrak{S}^\beta$  over the subjective opinion labels, and compare the RMSE to the actual ground truth of using aProbLog with  $\mathfrak{S}_p$ . This process of inference to determine the marginal Beta distributions is repeated 1000 times by considering 100 random choices for each label of the aProbLog with  $\mathfrak{S}_p$ , i.e. the ground truth, and for each ground truth 10 repetitions of sampling the interpretations used to derive the subjective opinion labels used in  $\mathfrak{S}_{SL}$  and  $\mathfrak{S}^\beta$  observing  $N_{ins}$  instantiations of all the variables.

Program	$N_{ins}$		$\mathfrak{S}^\beta$	$\mathfrak{S}_{SL}$
Friends	10	Actual	<b>0.1014</b>	0.1514
		Predicted	0.1727	0.1178
Smokers	50	Actual	<b>0.0620</b>	0.1123
		Predicted	0.0926	0.0815
	100	Actual	<b>0.0641</b>	0.1253
		Predicted	0.1150	0.0893

Table 1: RMSE for the queried variables in the Friends & Smokers program: best results for the actual RMSE in bold.

Following [Kaplan and Ivanovska, 2018], we judge the quality of the Beta distributions of the queries on how well its expression of uncertainty captures the spread between its projected probability and the actual ground truth probability. In simulations where the ground truths are known, such as ours, confidence bounds can be formed around the projected probabilities at a significance level of  $\gamma$  and determine the fraction of cases when the ground truth falls within the bounds. If the uncertainty is well determined by the Beta distributions, then this fraction should correspond to the strength  $\gamma$  of the confidence interval [Kaplan and Ivanovska, 2018, Appendix C].

#### 4.1 Inferences in Arbitrary aProbLog Programs

We first considered the famous Friends & Smokers problem<sup>6</sup> with fixed queries and set of evidence, to illustrate the behaviour between  $\mathfrak{S}_{SL}$  and  $\mathfrak{S}^\beta$ . Table 1 provides the root mean square error (RMSE) between the projected probabilities and the ground truth probabilities for all the inferred query variables for  $N_{ins} = 10, 50, 100$ . The table also includes the predicted RMSE by taking the square root of the average variances from the inferred marginal Beta distributions. Figure 1 plots the desired and actual significance levels for the confidence intervals (best closest to the diagonal).

The aProbLog with  $\mathfrak{S}^\beta$  exhibits the lowest RMSE, and it a little conservative in estimating its own RMSE, while aProbLog with  $\mathfrak{S}_{SL}$  overestimates it. This reflects in Figure 1, with the results of aProbLog with  $\mathfrak{S}^\beta$  being over the diagonal, and those of aProbLog with  $\mathfrak{S}_{SL}$  being below it.

#### 4.2 Inferences in aProbLog Programs Representing Single-Connected Bayesian Networks

We compared our approach against the state-of-the-art approaches for reasoning with uncertain probabilities—Subjective Bayesian Network [Ivanovska et al., 2015, Kaplan and Ivanovska, 2016, Kaplan and Ivanovska, 2018], Credal Network [Zaffalon and Fagioli, 1998], and Belief Network [Smets, 1993]—in the case that is handled by each of them, namely

<sup>6</sup>[https://dtai.cs.kuleuven.be/problog/tutorial/basic/05\\_smokers.html](https://dtai.cs.kuleuven.be/problog/tutorial/basic/05_smokers.html)

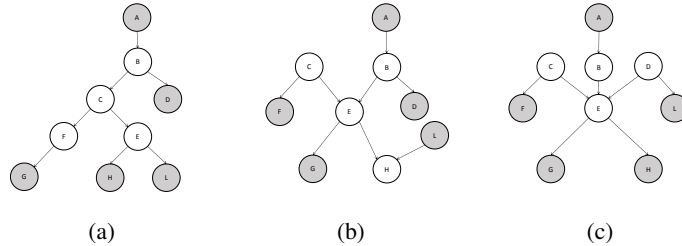


Figure 2: Network structures tested where the exterior gray variables are directly observed and the remaining are queried: (a) Net1, a tree; (b) Net2, singly connected network with one node having two parents; (c) Net3, singly connected network with one node having three parents.

single connected Bayesian networks. We considered the three networks proposed in [Kaplan and Ivanovska, 2018]<sup>7</sup> that are depicted in Figure 2: from each network, we straightforwardly derived a aProbLog program.

As before, Table 2 provides the root mean square error (RMSE) between the projected probabilities and the ground truth probabilities for all the inferred query variables for  $N_{ins} = 10, 50, 100$ , together with the RMSE predicted by taking the square root of the average variances from the inferred marginal Beta distributions. Figure 3 plots the desired and actual significance levels for the confidence intervals (best closest to the diagonal).

Table 2 shows that aProbLog with  $\mathfrak{S}^\beta$  shares the best performance with the state-of-the-art Subjective Bayesian Networks—in terms of actual RMSE—for Net1, and in two out of three cases of Net2 (all of them from a practical standpoint). This is clearly a significant achievement considering that Subjective Bayesian network is the state-of-the-art approach when dealing only with single connected Bayesian Networks with uncertain probabilities, while aProbLog with  $\mathfrak{S}^\beta$  can also handle much more complex problems. Net3 results are slightly worse due to approximations induced in the floating point operations used in the implementation: the more the connections of a node in the Bayesian network (e.g. node E in Figure 2c), the higher the number of operations involved in (7). A more accurate code engineering can address it. Consistently with Table 1, aProbLog with  $\mathfrak{S}^\beta$  has lower RMSE than with  $\mathfrak{S}_{SL}$  and it underestimates its predicted RMSE, while aProbLog with  $\mathfrak{S}_{SL}$  overestimates it.

From visual inspection of Figure 3, it is evident that aProbLog with  $\mathfrak{S}^\beta$  performs best in presence of high uncertainty ( $N_{ins} = 10$ ). In presence of lower uncertainty, instead, it underestimates its own prediction up to a desired confidence between 0.6 and 0.8, and overestimate it after. This is due to the fact that aProbLog computes the conditional distributions at the very end of the process and  $\mathfrak{S}^\beta$  relies, in (25), on the assumption that  $X$  and  $Y$  are uncorrelated. However, since the correlation between  $X$  and  $Y$  is inversely proportional to  $\sqrt{\sigma_X^2 \sigma_Y^2}$ , the lower the uncertainty, the less accurate

<sup>7</sup>The fourth network in [Kaplan and Ivanovska, 2018] amalgamates the previous three and it is used mostly as computational benchmark.

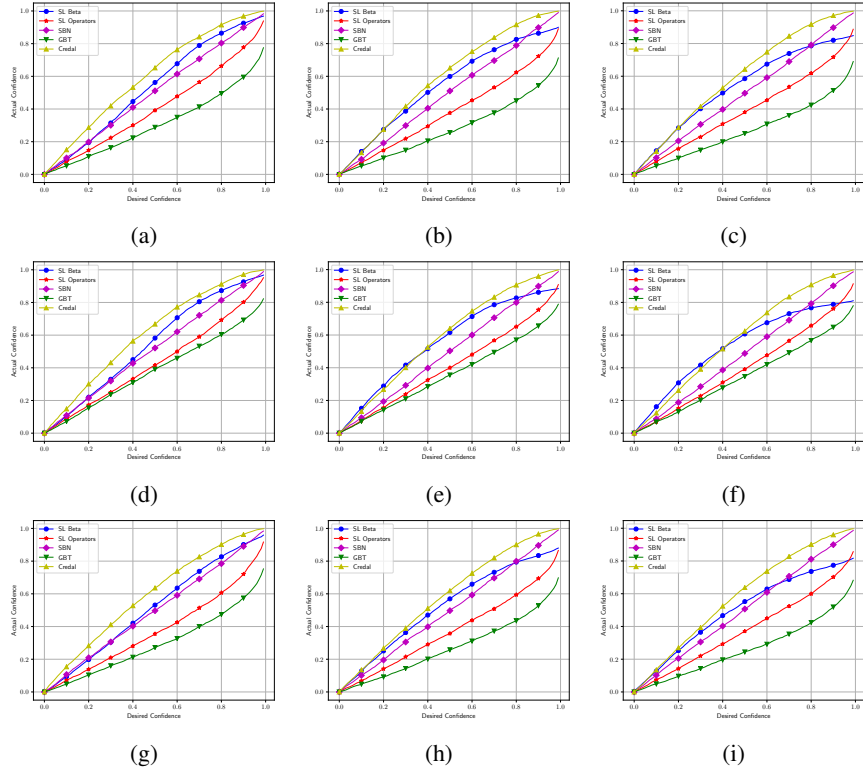


Figure 3: Actual versus desired significance of bounds derived from the uncertainty for: (a) Net1 with  $N_{ins} = 10$ ; (b) Net1 with  $N_{ins} = 50$ ; (c) Net1 with  $N_{ins} = 100$ ; (d) Net2 with  $N_{ins} = 10$ ; (e) Net2 with  $N_{ins} = 50$ ; (f) Net2 with  $N_{ins} = 100$ ; (g) Net3 with  $N_{ins} = 10$ ; (h) Net3 with  $N_{ins} = 50$ ; (i) Net3 with  $N_{ins} = 100$ . Best closest to the diagonal. In the figure, *SL Beta* represents aProbLog with  $\mathfrak{S}^\beta$ , and *SL Operators* represents aProbLog with  $\mathfrak{S}_{SL}$ .

our approximation.

## 5 Conclusion

We enabled the aProbLog approach to probabilistic logic programming to reason in presence of uncertain probabilities represented as Beta-distributed random variables. Other extensions to logic programming can handle uncertain probabilities by considering interval of possible probabilities [Ng and Subrahmanian, 1992], similarly to the Credal network approach we compared against in Section 4; or by sampling random distributions, including ProbLog itself and [Alberti et al., 2017] among others. Our approach does not require sampling or Montecarlo computation, thus being significantly more efficient.

	$N_{ins}$		$\mathfrak{S}^\beta$	$\mathfrak{S}_{SL}$	SBN	GBT	Credal
Net1	10	A	<b>0.1505</b>	0.2078	<b>0.1505</b>	0.1530	0.1631
		P	0.1994	0.1562	0.1470	0.0868	0.2009
	50	A	<b>0.0555</b>	0.0895	<b>0.0555</b>	0.0619	0.0553
		P	0.0950	0.0579	0.0563	0.0261	0.0761
	100	A	<b>0.0766</b>	0.1182	<b>0.0766</b>	0.0795	0.0771
		P	0.1280	0.0772	0.0763	0.0373	0.1028
Net2	10	A	<b>0.1387</b>	0.2089	<b>0.1387</b>	0.1416	0.1459
		P	0.2031	0.1662	0.1391	0.1050	0.1849
	50	A	<b>0.0537</b>	0.0974	<b>0.0537</b>	0.0561	0.0528
		P	0.1002	0.0671	0.0520	0.0342	0.0683
	100	A	0.0730	0.1229	<b>0.0726</b>	0.0752	0.0728
		P	0.1380	0.0863	0.0725	0.0482	0.0949
Net3	10	A	0.1566	0.2111	<b>0.1534</b>	0.1554	0.1643
		P	0.1935	0.1517	0.1467	0.0832	0.1964
	50	A	0.0697	0.0947	<b>0.0548</b>	0.0584	<b>0.0548</b>
		P	0.0926	0.0602	0.0553	0.0242	0.0720
	100	A	0.0879	0.1242	0.0745	0.0776	<b>0.0743</b>
		P	0.1232	0.0798	0.0743	0.0347	0.0973

Table 2: RMSE for the queried variables in the various networks: A stands for Actual, P for Predicted. Best results for the Actual RMSE in bold.

Our experimental section shows that the proposed operators outperform the standard subjective logic operators and they are as good as the state-of-the-art approaches for uncertain probabilities in Bayesian networks while being able to handle much more complex problems. Moreover, in presence of high uncertainty, which is our main research focus, the approximations we introduce in this paper are minimal, as Figures 3a, 3d, and 3g show, with the results of aProbLog with  $\mathfrak{S}^\beta$  being very close to the diagonal.

As part of future work we will (1) provide a different characterisation of the variance in (25) taking into consideration the correlation between  $X$  and  $Y$ ; (2) test the boundaries of our approximations to provide practitioners with pragmatic assessments and assurances; and (3) introduce an expectation-maximisation (EM) algorithm for learning labels representing Beta-distributed random variables with partial interpretations and compare it against the LFI algorithm [Gutmann et al., 2011] for ProbLog.

## A Subjective Logic Operators of Sum, Multiplication, and Division

Let us recall the following operators as defined in [Jøsang, 2016]. Let  $\omega_X = \langle b_X, d_X, u_X, a_X \rangle$  and  $\omega_Y = \langle b_Y, d_Y, u_Y, a_Y \rangle$  be two subjective logic opinions, then:

- the opinion about  $X \cup Y$  (**sum**,  $\omega_X \boxplus \omega_Y$ ) is defined as  $\omega_{X \cup Y} = \langle b_{X \cup Y}, d_{X \cup Y}, u_{X \cup Y}, a_{X \cup Y} \rangle$ , where  $b_{X \cup Y} = b_X + b_Y$ ,  $d_{X \cup Y} = \frac{a_X(d_X - b_Y) + a_Y(d_Y - b_X)}{a_X + a_Y}$ ,  $u_{X \cup Y} = \frac{a_X u_X + a_Y u_Y}{a_X + a_Y}$ , and  $a_{X \cup Y} = a_X + a_Y$ ;
- the opinion about  $X \wedge Y$  (**product**,  $\omega_X \boxtimes \omega_Y$ ) is defined—under assumption of independence—as  $\omega_{X \wedge Y} = \langle b_{X \wedge Y}, d_{X \wedge Y}, u_{X \wedge Y}, a_{X \wedge Y} \rangle$ , where  $b_{X \wedge Y} = b_X b_Y + \frac{(1 - a_X) a_Y b_X u_Y + a_X (1 - a_Y) u_X b_Y}{1 - a_X a_Y}$ ,  $d_{X \wedge Y} = d_X + d_Y - d_X d_Y$ ,  $u_{X \wedge Y} = u_X u_Y + \frac{(1 - a_Y) b_X u_Y + (1 - a_X) u_X b_Y}{1 - a_X a_Y}$ , and  $a_{X \wedge Y} = a_X a_Y$ ;
- the opinion about the division of  $X$  by  $Y$ ,  $X \tilde{\wedge} Y$  (**division**,  $\omega_X \boxdiv \omega_Y$ ) is defined as  $\omega_{X \tilde{\wedge} Y} = \langle b_{X \tilde{\wedge} Y}, d_{X \tilde{\wedge} Y}, u_{X \tilde{\wedge} Y}, a_{X \tilde{\wedge} Y} \rangle$   $b_{X \tilde{\wedge} Y} = \frac{a_Y (b_X + a_X u_X)}{(a_Y - a_X)(b_Y + a_Y u_Y)} - \frac{a_X (1 - d_X)}{(a_Y - a_X)(1 - d_Y)}$ ,  $d_{X \tilde{\wedge} Y} = \frac{d_X - d_Y}{1 - d_Y}$ ,  $u_{X \tilde{\wedge} Y} = \frac{a_Y (1 - d_X)}{(a_Y - a_X)(1 - d_Y)} - \frac{a_Y (b_X + a_X u_X)}{(a_Y - a_X)(b_Y + a_Y u_Y)}$ , and  $a_{X \tilde{\wedge} Y} = \frac{a_X}{a_Y}$ , subject to:  $a_X < a_Y$ ;  $d_X \geq d_Y$ ;  $b_X \geq \frac{a_X (1 - a_Y)(1 - d_X) b_Y}{(1 - a_X) a_Y (1 - d_Y)}$ ;  $u_X \geq \frac{(1 - a_Y)(1 - d_X) u_Y}{(1 - a_X)(1 - d_Y)}$ .

## References

- [Alberti et al., 2017] Alberti, M., Bellodi, E., Cota, G., Riguzzi, F., and Zese, R. (2017). cplint on swish: Probabilistic logical inference with a web browser. *Intelligenza Artificiale*, 11(1):47–64.
- [Allen et al., 2008] Allen, T. V., Singh, A., Greiner, R., and Hooper, P. (2008). Quantifying the uncertainty of a belief net response: Bayesian error-bars for belief net inference. *Artificial Intelligence*, 172(4):483 – 513.
- [Anderson et al., 2016] Anderson, R., Hare, N., and Maskell, S. (2016). Using a bayesian model for confidence to make decisions that consider epistemic regret. In *19th International Conference on Information Fusion*, pages 264–269.
- [Antonucci et al., 2014] Antonucci, A., Karlsson, A., and Sundgren, D. (2014). Decision making with hierarchical credal sets. In Laurent, A., Strauss, O., Bouchon-Meunier, B., and Yager, R. R., editors, *Information Processing and Management of Uncertainty in Knowledge-Based Systems*, pages 456–465.
- [De Raedt et al., 2007] De Raedt, L., Kimmig, A., and Toivonen, H. (2007). ProbLog: A probabilistic Prolog and its application in link discovery. In *Proceedings of the 20th International Joint Conference on Artificial Intelligence*, pages 2462–2467.
- [Dempster, 1968] Dempster, A. P. (1968). A generalization of bayesian inference. *Journal of the Royal Statistical Society. Series B (Methodological)*, 30(2):205–247.

- [Eisner et al., 2005] Eisner, J., Goldlust, E., and Smith, N. A. (2005). Compiling compiling: Practical weighted dynamic programming and the dyna language. In *Proceedings of the Conference on Human Language Technology and Empirical Methods in Natural Language Processing, HLT '05*, pages 281–290, Stroudsburg, PA, USA. Association for Computational Linguistics.
- [Fierens et al., 2015] Fierens, D., Van den Broeck, G., Renkens, J., Shterionov, D., Gutmann, B., Thon, I., Janssens, G., and De Raedt, L. (2015). Inference and learning in probabilistic logic programs using weighted Boolean formulas. *Theory and Practice of Logic Programming*, 15(03):358–401.
- [Gutmann et al., 2011] Gutmann, B., Thon, I., and De Raedt, L. (2011). Learning the parameters of probabilistic logic programs from interpretations. In *Joint European Conference on Machine Learning and Knowledge Discovery in Databases*, pages 581–596. Springer.
- [Ivanovska et al., 2015] Ivanovska, M., Jøsang, A., Kaplan, L., and Sambo, F. (2015). Subjective networks: Perspectives and challenges. In *Proc. of the 4th International Workshop on Graph Structures for Knowledge Representation and Reasoning*, pages 107–124, Buenos Aires, Argentina.
- [Jøsang, 2016] Jøsang, A. (2016). *Subjective Logic: A Formalism for Reasoning Under Uncertainty*. Springer.
- [Jøsang et al., 2006] Jøsang, A., Hayward, R., and Pope, S. (2006). Trust network analysis with subjective logic. In *Proceedings of the 29th Australasian Computer Science Conference-Volume 48*, pages 85–94. Australian Computer Society, Inc.
- [Kaplan and Ivanovska, 2016] Kaplan, L. and Ivanovska, M. (2016). Efficient subjective Bayesian network belief propagation for trees. In *Intl. Conf. on Information Fusion (FUSION)*, pages 1300–1307.
- [Kaplan and Ivanovska, 2018] Kaplan, L. and Ivanovska, M. (2018). Efficient belief propagation in second-order bayesian networks for singly-connected graphs. *International Journal of Approximate Reasoning*, 93:132 – 152.
- [Kimmig et al., 2011] Kimmig, A., Van den Broeck, G., and De Raedt, L. (2011). An algebraic prolog for reasoning about possible worlds. In *Proceedings of the Twenty-Fifth AAAI Conference on Artificial Intelligence, AAAI 2011, San Francisco, California, USA, August 7-11, 2011*.
- [Kleiter, 1996] Kleiter, G. D. (1996). Propagating imprecise probabilities in bayesian networks. *Artificial Intelligence*, 88(1):143 – 161.
- [Minka, 2001] Minka, T. P. (2001). Expectation propagation for approximate bayesian inference. In *Proceedings of the Seventeenth Conference on Uncertainty in Artificial Intelligence*, pages 362–369.

- [Moglia et al., 2012] Moglia, M., Sharma, A. K., and Maheepala, S. (2012). Multi-criteria decision assessments using subjective logic: Methodology and the case of urban water strategies. *Journal of Hydrology*, 452-453:180 – 189.
- [Ng and Subrahmanian, 1992] Ng, R. and Subrahmanian, V. (1992). Probabilistic logic programming. *Information and Computation*, 101(2):150 – 201.
- [Poole, 2000] Poole, D. (2000). Abducing through negation as failure: stable models within the independent choice logic. *The Journal of Logic Programming*, 44(1):5 – 35.
- [Sang et al., 2005] Sang, T., Bearne, P., and Kautz, H. (2005). Performing bayesian inference by weighted model counting. In *Proceedings of the 20th National Conference on Artificial Intelligence - Volume 1*, pages 475–481.
- [Sato, 1995] Sato, T. (1995). A statistical learning method for logic programs with distribution semantics. In *Proceedings of the 12th International Conference on Logic Programming (ICLP-95)*.
- [Sato and Kameya, 2001] Sato, T. and Kameya, Y. (2001). Parameter learning of logic programs for symbolic-statistical modeling. *Journal of Artificial Intelligence Research*, 15(1):391–454.
- [Sensoy et al., 2018] Sensoy, M., Kandemir, M., and Kaplan, L. (2018). Evidential deep learning to quantify classification uncertainty. In *NIPS 2018 (to appear)*.
- [Smets, 1993] Smets, P. (1993). Belief functions: The disjunctive rule of combination and the generalized Bayesian theorem. *International Journal of Approximate Reasoning*, 9:1– 35.
- [Von Neumann and Morgenstern, 2007] Von Neumann, J. and Morgenstern, O. (2007). *Theory of games and economic behavior (commemorative edition)*. Princeton university press.
- [Zaffalon and Fagiuoli, 1998] Zaffalon, M. and Fagiuoli, E. (1998). 2U: An exact interval propagation algorithm for polytrees with binary variables. *Artificial Intelligence*, 106(1):77–107.