

A geometric approach to Phase Response Curves and its numerical computation through the parameterization method

Gemma Huguet¹, Alberto Pérez-Cervera¹ and Tere M-Seara¹

¹ Departament de Matemàtiques, Universitat Politècnica de Catalunya, Avda. Diagonal 647, 08028 Barcelona.

May 8, 2022

Corresponding author: Alberto Pérez-Cervera, alberto.perez@upc.edu

Keywords: Phase Response Curves, isochrons, phase equation, parameterization method, NHIM, synchronization.

MSC2000 codes: 37D10, 92B25, 65P99, 37N30

Abbreviated title: PRCs through the parameterization method

Abstract

The Phase Response Curve (PRC) is a tool used in neuroscience that measures the phase shift experienced by an oscillator due to a perturbation applied at different phases of the limit cycle. In this paper we present a new approach to PRCs based on the parameterization method. The underlying idea relies on the construction of a periodic system whose corresponding stroboscopic map has an invariant curve. We demonstrate the relationship between the internal dynamics of this invariant curve and the PRC, which yields a method to numerically compute the PRCs. Moreover, we link the existence properties of this invariant curve as the amplitude of the perturbation is increased with changes in the PRC waveform and with the geometry of isochrons. The invariant curve and its dynamics will be computed by means of the parameterization method consisting of solving an invariance equation. We show that the method to compute the PRC can be extended beyond the breakdown of the curve by means of introducing a modified invariance equation. The method also computes the amplitude response functions (ARCs) which provide information on

the displacement away from the oscillator due to the effects of the perturbation. Finally, we apply the method to several classical models in neuroscience to illustrate how the results herein extend the framework of computation and interpretation of the PRC and ARC for perturbations of large amplitude and not necessarily pulsatile.

1 Introduction

Oscillations are ubiquitous in the brain [3]. From cellular to population level, there exist numerous recordings showing periodic activity. Mathematically, oscillations correspond to attracting limit cycles in the phase space, whose dynamics can be described by a phase variable. Under generic conditions, the phase can be extended to a neighbourhood of the limit cycle via the concepts of asymptotic phase and isochrons [17, 42]. Isochrons are the sets of points in the basin of attraction of a limit cycle whose orbits approach asymptotically the orbit of the same point on the limit cycle. We associate to these points the same phase as the base point on the limit cycle. The regions outside the basin of attraction are called phaseless sets [17].

When the oscillator is perturbed with a transient external stimulus, the trajectory of each point is displaced away from the limit cycle and set to the isochron of a different point, thus causing a change in the phase of the oscillation. Phase displacements due to perturbations of the oscillator that act at different phases of the limit cycle are described by the so-called phase response curves (PRC) [11, 35]. PRCs constitute a useful tool to reduce the dynamics of the oscillator –which can be of high dimension– to a single equation for the phase. This approach, based on the phase reduction, has been extensively used to study weakly perturbed nonlinear oscillators and predict synchronization properties in neuronal networks [7, 24].

PRCs can be measured, both experimentally and numerically, in individual neurons and in neuronal populations, and for arbitrary stimuli, assuming that there is enough time to allow the perturbed trajectory to relax back to the limit cycle. For perturbations that are infinitesimally small in duration (pulsatile) and amplitude, one obtains the so called infinitesimal PRC (iPRC). The iPRC corresponds to the first order approximation of the PRC with respect to the amplitude and it can be easily computed by means of solving the Adjoint equation [12]. Perturbations of small amplitude but longer duration are assumed to sum linearly, thus the phase resetting experienced by the oscillator is obtained by convolving the input waveform with the iPRC. Of course, this approximation fails when the perturbation is strong.

Recently, there has been a large effort to compute isochrons and iPRCs accurately and up to high order [18, 25, 26, 31]. Moreover, the isochrons allow for the control of the phase for trajectories away from the limit cycle. One can extend the phase coordinate system to a neighbourhood of the limit cycle by incorporating an amplitude variable, transverse to the periodic orbit, which controls the “distance” to the limit cycle [8, 37]. This new coordinate is also referred as isostable [38, 40]. It is therefore natural to compute the amplitude response curve (ARC) (or isostable response curve IRC) which, analogously to the PRC, provides the shift in amplitude due to a perturbation.

In this paper, we present a methodology to compute the PRC for perturbations of large amplitude and not necessarily pulsatile using the parameterization method. The underlying idea for

the method we present herein is to construct a particular periodic perturbation consisting of the repetition of the transient stimulus followed by a resting period when no perturbation acts. For this periodic system we consider the corresponding stroboscopic map and we prove that, under certain conditions, the map has an invariant curve. The core mathematical result of this paper is Theorem 3.2, which gives the existence of the invariant curve and provides the relationship between the PRC and the internal dynamics of the curve. The proof of the Theorem relies on using the coordinate system given by the phase and the amplitude variables. In these variables, the map is contracting in the amplitude direction and one can apply results about the existence of invariant curves from [28, 29]. In fact, working in the original variables, one could also use theorems on the persistence of normally hyperbolic invariant manifolds with a posteriori format [1, 20]. That is, one formulates a functional equation for the parameterization of the invariant curve and its internal dynamics. Then, if there exists an approximate solution of this invariance equation, which satisfies some explicit nondegeneracy conditions, there is a true solution nearby. Moreover, these a posteriori theorems provide a numerical algorithm to compute the invariant curve and its internal dynamics based on a 'quasi-Newton' method. We will implement this algorithm and compute the PRC using the result in Theorem 3.2. We also present an extension of the algorithm to compute the PRC for those cases in which the invariant curve of the stroboscopic map does not exist (possibly because it loses its normal hyperbolic properties). In this case, it is possible to write an invariance equation which can be solved approximately using similar algorithms and still obtain the PRC and the ARC.

We apply our methodology to some representative examples in the literature, namely the Morris-Lecar model and the Wilson-Cowan equations, with a sinusoidal type of stimulus. As the amplitude is increased, we detect the breakdown of the curve, which we can relate with the geometry of the isochrons. Moreover, we compute the PRC beyond the breakdown of the invariant curve with a modified version of the algorithms. We compare the results for the PRC using our methodology with the one obtained using the standard approach, showing a good agreement. This accuracy is maintained for all the amplitudes, including the transition from type 0 to type 1 PRC [15, 16], which occurs when the perturbation sends points of the limit cycle to the phaseless sets.

The paper is organized as follows: in Section 2 we set the mathematical formalism. In Section 3 we state the main result: Theorem 3.2. In Section 4 we describe the numerical algorithms based on Theorem 3.2 and present an extension for the case when the invariant curve does not exist but the PRC can still be computed. In Section 5 we present numerical results for some representative examples. We finish with a discussion in Section 6. The Appendix contains the algorithms based on the parameterization method to compute the PRC described along the manuscript.

2 Mathematical Formalism

Let us consider a smooth system of ODEs given by

$$\dot{x} = X(x) + Ap(t; A), \quad x \in \mathbb{R}^n \quad (1)$$

where $p(t; A)$ is a function with compact support satisfying $p(t; A) = 0$ everywhere except for $0 \leq t \leq T_{pert}$ and $\max_{t \in \mathbb{R}} |p(t; A)| = 1$, therefore A determines the amplitude of the perturbation.

We assume that when $A = 0$ (i.e the unperturbed case) system (1) has a hyperbolic attracting limit cycle Γ_0 of period T

$$\Gamma_0 := \{\gamma_0(t), t \in [0, T)\},$$

being γ_0 a T -periodic solution of (1).

In the following we will denote by $\psi_A(t; t_0, x)$ the general solution of system (1). As system (1) is autonomous for $A = 0$, we know that $\psi_0(t; t_0, x) = \phi_0(t - t_0; x)$, where $\phi_0(t; x)$ is the flow of the unperturbed system. Moreover, abusing of notation we will denote by $\phi_A(t; x) = \psi_A(t; 0, x)$.

For the unperturbed case, we can define a parameterization K_0 for Γ_0 by means of the phase variable $\theta = \frac{t}{T}$, that is,

$$K_0 : \mathbb{T} := [0, 1) \rightarrow \mathbb{R}^n, \quad (2)$$

such that $K_0(\theta) = \gamma_0(\theta T)$. Thus, the dynamics for θ satisfies

$$\dot{\theta} = 1/T \quad \text{with solution} \quad \Psi_0(t; \theta_0) = \theta_0 + \frac{t}{T}. \quad (3)$$

Observe that $\phi_0(t; K_0(\theta)) = K_0(\theta + \frac{t}{T}) = K_0(\Psi_0(t; \theta))$.

Consider a point x in the basin of attraction \mathcal{M} (stable manifold) of the limit cycle Γ_0 . Since Γ_0 is a Normally Hyperbolic Invariant Manifold (NHIM), by NHIM theory (see [13, 17, 23]), there exists a unique point on the limit cycle, $K_0(\theta) \in \Gamma_0$, such that

$$d(\phi_0(t; x), \phi_0(t; K_0(\theta))) \leq Ce^{-\lambda t} \quad \text{for } t \geq 0, \quad (4)$$

where $-\lambda < 0$ is the maximal Lyapunov exponent of Γ_0 . This property allows us to assign a phase θ to any point $x \in \mathcal{M}$. Indeed, the phase function is defined as (see [17]):

$$\begin{aligned} \Theta : \mathcal{M} \subset \mathbb{R}^n &\rightarrow \mathbb{T}, \\ x &\mapsto \Theta(x) = \theta, \end{aligned} \quad (5)$$

such that equation (4) is satisfied. The sets of points with the same asymptotic phase are called isochrons [42]. The sets of points where the asymptotic phase is not defined are called phaseless sets [17]. Clearly, for an attracting Normally Hyperbolic Invariant Manifold the phaseless sets are contained in $\mathbb{R}^n \setminus \mathcal{M}$.

In this context, the PRC (see [11]) for the perturbation $Ap(t; A)$ in (1) is defined as

$$PRC(\theta, A) = \Theta(\phi_A(T_{pert}, K_0(\theta))) - \Theta(\phi_0(T_{pert}, K_0(\theta))), \quad (6)$$

if $\phi_A(T_{pert}, K_0(\theta)) \in \mathcal{M}$.

In the sequel, abusing notation, we will denote by \mathcal{M} a bounded neighbourhood of the periodic orbit Γ_0 such that $\bar{\mathcal{M}}$ is contained in the basin of attraction of Γ_0 .

If we denote by

$$x_{pert} := \phi_A(T_{pert}, K_0(\theta)), \quad \theta_{pert} := \Theta(x_{pert}), \quad (7)$$

from (3) and (6) we have that

$$PRC(\theta, A) = \theta_{pert} - \left(\theta + \frac{T_{pert}}{T} \right). \quad (8)$$

Moreover, since $\phi_A(T_{pert} + t; K_0(\theta)) = \phi_0(t; x_{pert})$ and by the definition of phase function given in (5) we have that

$$PRC(\theta, A) = \Theta(\phi_A(T_{pert} + t; K_0(\theta))) - \Theta(\phi_0(T_{pert} + t; K_0(\theta))), \quad (9)$$

for all $t \geq 0$.

In order to compute the PRC either experimentally or numerically, usually one finds the time $t_1 \gg T_{pert}$ at which some x_i -coordinate of the perturbed trajectory $\phi_A(t; K_0(\theta))$ reaches the maximum after the perturbation is turned off and compares this value with the time t_0 which is closest to t_1 at which the unperturbed trajectory $\phi_0(t; K_0(\theta))$ reaches this maximum (see Figure 1). Then, the PRC is given approximately by

$$\Delta\theta = \frac{t_1 - t_0}{T}. \quad (10)$$

This approach (that we will refer to as the *standard method*) provides a good approximation of the PRC if the time to relax back to the oscillator Γ_0 is short either because there is a strong contraction (the maximal Lyapunov exponent $-\lambda$ in (4) is sufficiently negative) or the perturbation is weak ($A \ll 1$ in (1)). Otherwise, one should wait several periods (kT , $k \in \mathbb{N}$ sufficiently large) before computing the phase difference.

In the next Sections we present theoretical and numerical results based on the parameterization method that yield novel algorithms to compute the PRC.

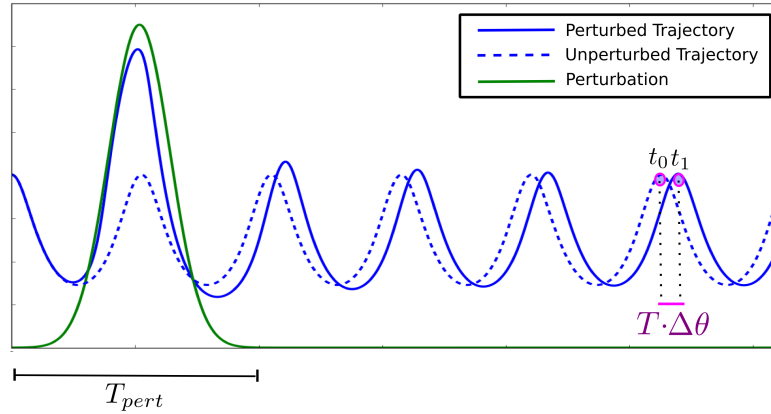


Figure 1: After the perturbation is turned off ($t > T_{pert}$), the trajectories relax back to the limit cycle and a phase shift $\Delta\theta$ is experienced.

3 Stroboscopic approach to compute the PRC by means of the parameterization method. Theoretical results.

The perturbation $p(t; A)$ in (1) is not periodic. However, we will introduce a periodic perturbation $\bar{p}(t; A)$ of period $T' := T_{pert} + T_{rel}$, with $T_{rel} \gg T_{pert}$ which coincides with $p(t; A)$ for $0 \leq t \leq T'$. Then, we consider the T' -periodic system

$$\dot{x} = X(x) + A\bar{p}(t; A), \quad x \in \mathbb{R}^n \quad (11)$$

whose solutions coincide with the solutions of (1) for $0 \leq t \leq T'$. Since $\bar{p}(t; A)$ is periodic, we can define the stroboscopic map given by the flow of (11) at time T' starting at $t = 0$, i.e.

$$\begin{aligned} F_A : \mathbb{R}^n &\rightarrow \mathbb{R}^n, \\ x &\rightarrow F_A(x) = \phi_A(T'; x) = \phi_A(T_{pert} + T_{rel}; x). \end{aligned} \quad (12)$$

Using this approach the formula for the PRC given in (9) for $t = T_{rel}$ writes as

$$PRC(\theta, A) = \Theta(F_A(K_0(\theta))) - \Theta(F_0(K_0(\theta))). \quad (13)$$

Note that for $A = 0$, one has

$$F_0(K_0(\theta)) = \phi_0(T'; K_0(\theta)) = K_0(\theta + T'/T), \quad (14)$$

therefore

$$\Gamma_0 = \{K_0(\theta), \theta \in [0, 1)\} \quad (15)$$

is an invariant curve of the map F_0 . Moreover, for any $x \in \mathcal{M}$, by (4) we have

$$|F_0(x) - F_0(K_0(\theta))| \leq Ce^{-\lambda T'},$$

where $\theta = \Theta(x)$. Therefore, Γ_0 is a normally hyperbolic attracting invariant curve of the map F_0 .

Let us recall here, following [13, 14, 23], the definition of normally hyperbolic attracting invariant curve adapted to our problem.

Definition 3.1. *Let $F : M \rightarrow M$ a C^r map on a C^r -differentiable manifold M . Assume that there exists a manifold $\Gamma \subseteq M$ that is invariant for F . We say that $\Gamma \subset M$ is a hyperbolic attracting manifold if there exist a splitting of the tangent bundle of TM into DF -invariant sub-bundles, i.e.,*

$$TM = E^s \oplus T\Gamma,$$

and constants $C > 0$ and

$$0 < \lambda_+ < \eta^{-1} \leq 1, \quad (16)$$

such that for all $x \in \Gamma$ we have

$$\begin{aligned} v \in E_x^s &\Leftrightarrow \|DF^k(x)v\| \leq C\lambda_+^k\|v\|, \text{ for all } k \geq 0, \\ v \in T_x\Gamma &\Leftrightarrow \|DF^k(x)v\| \leq C\eta^{|k|}\|v\|, \text{ for all } k \in \mathbb{Z}. \end{aligned} \quad (17)$$

For our problem, following [18, 25], we can differentiate the invariance equation (14) of Γ_0 obtaining:

$$DF_0(K_0(\theta))DK_0(\theta) = DK_0\left(\theta + \frac{T'}{T}\right), \quad (18)$$

and for $n = 2$ in [18, 25] it is shown that there exists $N(\theta)$ such that

$$DF_0(K_0(\theta))N(\theta) = e^{-\lambda T'}N\left(\theta + \frac{T'}{T}\right). \quad (19)$$

Therefore, for any $x = K_0(\theta) \in \Gamma_0$, there is a splitting $\mathbb{R}^2 = \langle DK_0(\theta) \rangle \oplus \langle N(\theta) \rangle$ and rates $\lambda_+ = e^{-\lambda T'}$ and $\eta = 1$, thus showing that Γ_0 is a normally hyperbolic attracting manifold.

This can be generalized to $n \geq 2$ (see Remark 3.4) using the information of the variational equations along the periodic orbit Γ_0 .

Next, we present the main result of this paper which provides the existence of an invariant curve Γ_A of the stroboscopic map F_A of system (11) which is $\mathcal{O}(Ae^{-\lambda T_{rel}})$ -close to Γ_0 and relates its internal dynamics with the PRC of Γ_0 in system (1) (see Fig. 2). The proof of this Theorem is postponed to Section 3.1.

Theorem 3.2. *Consider the stroboscopic map of the T' -periodic system (11) defined in (12) with $T' = T_{pert} + T_{rel}$ and let Γ_0 be the normally hyperbolic attracting invariant curve of the map F_0 , parameterized by K_0 such that*

$$F_0 \circ K_0 = K_0 \circ f_0,$$

where $f_0(\theta) = \theta + T'/T$.

Take $A > 0$. If A is small or $A = \mathcal{O}(1)$ and the following hypothesis are satisfied:

H1 $\phi_A(T_{pert}; x) \in \mathcal{M}$ for any $x \in \Gamma_0$,

H2 The function $PRC(\theta, A) + \theta$ is a monotone function,

H3 T_{rel} is sufficiently large,

then, there exists an invariant curve Γ_A of the map F_A . Moreover, there exists a parameterization K_A of Γ_A and a periodic function f_A such that

$$F_A(K_A(\theta)) = K_A(f_A(\theta)), \quad (20)$$

$$K_A(\theta) = K_0(\theta) + \mathcal{O}(Ae^{-\lambda T_{rel}}),$$

$$PRC(\theta, A) = f_A(\theta) - f_0(\theta) + \mathcal{O}(Ae^{-\lambda T_{rel}}).$$

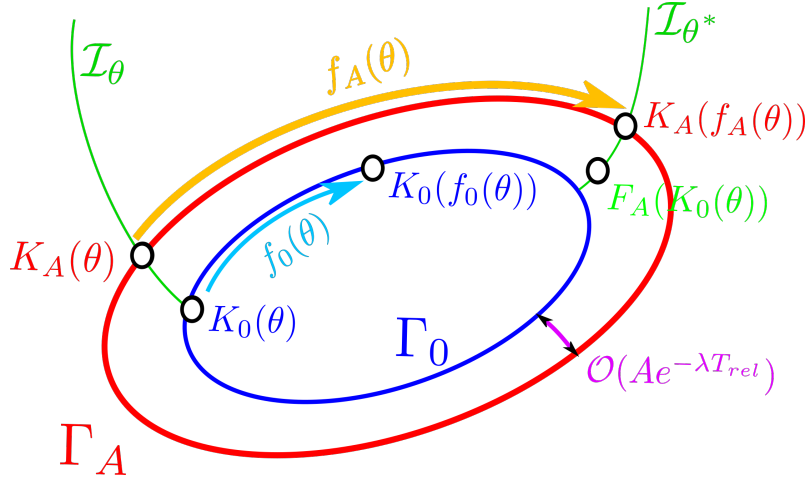


Figure 2: Sketch of the results of Theorem 3.2. The perturbation acting on a point $K_0(\theta) \in \Gamma_0$ for a time $T' = T_{pert} + T_{rel}$ displaces it to a point $F_A(K_0(\theta))$. In Theorem 3.2 we show that the phase difference between the perturbed and unperturbed trajectories is given up to an error $\mathcal{O}(Ae^{-\lambda T_{rel}})$ by the difference between the internal dynamics $f_A(\theta)$ on Γ_A and $f_0(\theta)$ on Γ_0 . For the sake of clarity we have located points $K_0(\theta)$ and $K_A(\theta)$ (resp. $F_A(K_0(\theta))$ and $K_A(f_A(\theta))$) on the same isochron \mathcal{I}_θ (resp. \mathcal{I}_{θ^*} , where $\theta^* := f_A(\theta)$) although they are $\mathcal{O}(Ae^{-\lambda T_{rel}})$ -close.

3.1 Proof of Theorem 3.2

3.1.1 The case A small

In this Section we will prove Theorem 3.2 for A small. We first prove the following lemma which shows that the map F_A has an invariant curve Γ_A which is $\mathcal{O}(Ae^{-\lambda T_{rel}})$ close to Γ_0 .

Lemma 3.3. *Consider the stroboscopic map of the T' -periodic system (11) defined in (12) and let Γ_0 be the normally hyperbolic invariant curve of the map F_0 , parameterized by K_0 (see (2)). Then, for A small enough there exists an invariant curve Γ_A of the map F_A . Moreover, there exist a parameterization $K_A : \mathbb{T} \rightarrow \mathbb{R}^n$ and a periodic function $f_A : \mathbb{T} \rightarrow \mathbb{T}$ satisfying the invariance equation*

$$F_A(K_A(\theta)) = K_A(f_A(\theta)),$$

such that $K_A(\theta)$ satisfies

$$|K_A(\theta) - K_0(\theta)| = \mathcal{O}(Ae^{-\lambda T_{rel}}), \quad (21)$$

where $-\lambda < 0$ is the maximal Lyapunov exponent of Γ_0 .

Proof. When $n = 2$, since, by (18) and (19), Γ_0 is a normally hyperbolic attracting invariant manifold of F_0 , the existence of the invariant curve for A small enough follows from Fenichel's Theorem [13, 14]. We will perform the rest of the proof for $n = 2$ but it can be easily generalized to arbitrary n (see Remark 3.4). Using results in [18] (see [4, 9] for higher dimensions), we can describe a point $(x, y) \in \mathcal{M}$ in terms of the so called phase-amplitude variables. More precisely, consider the change of coordinates

$$\begin{aligned} K : \Omega \subset \mathbb{T} \times \mathbb{R} &\rightarrow \mathcal{M} \subset \mathbb{R}^2 \\ (\theta, \sigma) &\rightarrow K(\theta, \sigma) = (x, y), \end{aligned} \quad (22)$$

where $\Omega := \mathbb{T} \times U$ and $U \subset \mathbb{R}$, such that system (11) for $A = 0$, expressed in the variables (θ, σ) , has the following form

$$\begin{aligned} \dot{\theta} &= \frac{1}{T}, \\ \dot{\sigma} &= -\lambda\sigma. \end{aligned} \quad (23)$$

Moreover, system (11) for $A \neq 0$ small enough, expressed in the variables (θ, σ) , writes as the T' -periodic system

$$\begin{aligned} \dot{\theta} &= \frac{1}{T} + \mathcal{O}(A), \\ \dot{\sigma} &= -\lambda\sigma + \mathcal{O}(A), \end{aligned} \quad (24)$$

and we will denote by $\Psi_A(t; t_0, \theta, \sigma)$ the general solution of (24).

Consider now the stroboscopic map F_A in the variables (θ, σ) , i.e. $\tilde{F}_A : \Omega \rightarrow \Omega$, such that $\tilde{F}_A = K^{-1} \circ F_A \circ K$. We have

$$\tilde{F}_A(\theta, \sigma) = \Psi_A(T'; 0, \theta, \sigma) = \left(\theta_{pert} + \frac{T_{rel}}{T}, \sigma_{pert} e^{-\lambda T_{rel}} \right), \quad (25)$$

where $K(\theta_{pert}, \sigma_{pert}) = \phi_A(T_{pert}, K(\theta, \sigma)) \in \mathcal{M}$. Therefore, for A small enough we have

$$(\theta_{pert}, \sigma_{pert}) = \Psi_A(T_{pert}; 0, \theta, \sigma) = \left(\theta + \frac{T_{pert}}{T} + \mathcal{O}(A), \sigma e^{-\lambda T_{pert}} + \mathcal{O}(A) \right).$$

In conclusion,

$$\tilde{F}_A(\theta, \sigma) = \left(\theta + \frac{T'}{T} + \mathcal{O}(A), \sigma e^{-\lambda T'} + \mathcal{O}(A e^{-\lambda T_{rel}}) \right) = \tilde{F}_0 + \mathcal{O}(A). \quad (26)$$

The unperturbed invariant curve Γ_0 for \tilde{F}_0 in the variables (θ, σ) is given by

$$\tilde{\Gamma}_0 = \{(\theta, \sigma) \mid \theta \in \mathbb{T}, \sigma = 0\}.$$

Therefore, by Fenichel's Theorem, for $A \neq 0$ small enough, there exists a function

$$\begin{aligned} S_A : \mathbb{T} &\rightarrow \mathbb{R} \\ \theta &\rightarrow S_A(\theta), \end{aligned} \quad (27)$$

such that $S_A(\theta) = \mathcal{O}(A)$ and the perturbed invariant curve for \tilde{F}_A is given by

$$\tilde{\Gamma}_A = \{(\theta, \sigma) \mid \theta \in \mathbb{T}, \sigma = S_A(\theta)\}. \quad (28)$$

Analogously, $\tilde{K}_A(\theta) = (\theta, S_A(\theta))$ is a parameterization of the invariant curve $\tilde{\Gamma}_A$. Hence, using the invariance property, we have

$$\begin{aligned}\tilde{F}_A(\tilde{K}_A(\theta)) &= \tilde{F}_A(\theta, S_A(\theta)) \\ &= (\tilde{F}_A^1(\theta, S_A(\theta)), \tilde{F}_A^2(\theta, S_A(\theta))) \\ &= (\tilde{F}_A^1(\theta, S_A(\theta)), S_A(\tilde{F}_A^1(\theta, S_A(\theta)))) \\ &= \tilde{K}_A(\tilde{F}_A^1(\theta, S_A(\theta))) \\ &:= \tilde{K}_A(f_A(\theta)),\end{aligned}$$

where the internal dynamics is given by

$$f_A(\theta) = \tilde{F}_A^1(\theta, S_A(\theta)),$$

and \tilde{F}_A^1 and \tilde{F}_A^2 correspond to the θ and σ component of \tilde{F}_A , respectively.

Using the invariance property of $\tilde{\Gamma}_A$ and the expression (26) for the stroboscopic map \tilde{F}_A , we obtain:

$$S_A\left(\theta + \frac{T'}{T} + \mathcal{O}(A)\right) = S_A(\theta)e^{-\lambda T'} + \mathcal{O}(Ae^{-\lambda T_{rel}}), \quad \forall \theta \in \mathbb{T}.$$

Therefore, since $S_A(\theta) = \mathcal{O}(A)$ and $T' = T_{pert} + T_{rel}$ we get an improved bound for S_A

$$S_A = \mathcal{O}(Ae^{-\lambda T_{rel}}).$$

Returning to the original variables (x, y) using the change of variables given in (22) and assuming $(x, y) \in \Gamma_A \subset \mathcal{M}$, if A is small enough, one has

$$(x, y) = K(\theta, \sigma) = K(\theta, S_A(\theta)) = K \circ \tilde{K}_A(\theta) =: K_A(\theta). \quad (29)$$

Thus, the invariant curve can be parameterized by K_A and

$$F_A(K_A(\theta)) = F_A \circ K \circ \tilde{K}_A(\theta) = K \circ \tilde{F}_A \circ \tilde{K}_A(\theta) = K \circ \tilde{K}_A(f_A(\theta)) = K_A(f_A(\theta)),$$

that is, the internal dynamics over the invariant curve Γ_A is the same for both parameterizations. Therefore,

$$\begin{aligned}|K_A(\theta) - K_0(\theta)| &= |K \circ \tilde{K}_A(\theta) - K \circ \tilde{K}_0(\theta)| \\ &\leq \sup_{(\theta, \sigma) \in \tilde{\Omega}} |DK(\theta, \sigma)| |\tilde{K}_A(\theta) - \tilde{K}_0(\theta)| \\ &\leq \bar{C}|S_A(\theta)| \leq CAe^{-\lambda T_{rel}},\end{aligned} \quad (30)$$

where C is a constant independent of T_{rel} and A . □

Remark 3.4. Notice that the proof can be generalized to any n , just considering $\sigma = (\sigma_1, \dots, \sigma_{n-1}) \in \mathbb{R}^{n-1}$ and

$$\dot{\sigma} = M\sigma,$$

where M is the real canonical form of the projection onto the stable subspace of the monodromy matrix of the first variational equation along the periodic orbit:

$$\dot{x} = DX(\gamma(t))x.$$

The proof can be derived analogously using that $\sigma(t) = \sigma(0)e^{Mt}$ and $|\sigma_0 e^{Mt}| < |\sigma_0|e^{-\lambda t}$, where $-\lambda < 0$ is the maximal Lyapunov exponent of Γ_0 .

End of the Proof of Theorem 3.2 for A small

To finish the proof of Theorem 3.2 we need to show that the internal dynamics f_A in Γ_A is close to the PRC of Γ_0 under system (1).

Consider the parameterization K_A of the invariant curve Γ_A given in Lemma 3.3, we have

$$K_A(f_A(\theta)) = F_A(K_A(\theta)) = F_A(K_0(\theta)) + F_A(K_A(\theta)) - F_A(K_0(\theta)).$$

Assuming that $\sup_{x \in \bar{\mathcal{M}}} |DF_A| \leq C$ and using that $|K_A(\theta) - K_0(\theta)| = \mathcal{O}(Ae^{-\lambda T_{rel}})$ (see Lemma 3.3), we have

$$F_A(K_0(\theta)) = K_A(f_A(\theta)) + \mathcal{O}(Ae^{-\lambda T_{rel}}). \quad (31)$$

Moreover, using the formula for the PRC given in (13), we have

$$\begin{aligned} PRC(A, \theta) &= \Theta[F_A(K_0(\theta))] - \Theta[F_0(K_0(\theta))] \\ &= \Theta[K_A(f_A(\theta)) + \mathcal{O}(Ae^{-\lambda T_{rel}})] - \Theta[K_0(f_0(\theta))] \\ &= \Theta[K_A(f_A(\theta))] - \Theta[K_0(f_0(\theta))] \\ &\quad + \Theta[K_A(f_A(\theta)) + \mathcal{O}(Ae^{-\lambda T_{rel}})] - \Theta[K_A(f_A(\theta))] \\ &= f_A(\theta) - f_0(\theta) + \Theta[K_A(f_A(\theta)) + \mathcal{O}(Ae^{-\lambda T_{rel}})] - \Theta[K_A(f_A(\theta))]. \end{aligned} \quad (32)$$

Now using that $\sup_{x \in \bar{\mathcal{M}}} |\nabla \Theta| \leq C$ we have

$$PRC(A, \theta) = f_A(\theta) - f_0(\theta) + \mathcal{O}(Ae^{-\lambda T_{rel}}).$$

3.1.2 The case $A = \mathcal{O}(1)$

To prove Theorem 3.2 for $A = \mathcal{O}(1)$ one could use the results in [1], which state that if a map has an approximately invariant manifold which is approximately normally hyperbolic, then the map has a true invariant manifold nearby.

Due to the strong attracting properties of the invariant curve Γ_0 , it is straightforward to see that Γ_0 is approximately invariant for the map F_A , even if $A = \mathcal{O}(1)$.

Consider the intermediate map

$$F_{pert}(x) = \phi_A(T_{pert}; x), \quad (33)$$

we will use the hypothesis **H1** that states that F_{pert} maps the curve Γ_0 into its basin of attraction \mathcal{M} .

Then, given a point $x = K_0(\theta) \in \Gamma_0$, if $x_{pert} = F_{pert}(x) = \phi_A(T_{pert}; x) \in \mathcal{M}$, (see (7)), by equation (4), there exists a point $K_0(\theta_{pert}) \in \Gamma_0$ such that, for $t \geq 0$

$$\left| F_A(K_0(\theta)) - K_0\left(\theta_{pert} + \frac{T_{rel}}{T}\right) \right| = |\phi_0(T_{rel}; x_{pert}) - \phi_0(T_{rel}, K_0(\theta_{pert}))| \leq C e^{-\lambda T_{rel}}. \quad (34)$$

Using the formula for the PRC given in (8) we have that

$$\theta_{pert} + \frac{T_{rel}}{T} = PRC(\theta, A) + \theta + \frac{T_{pert}}{T} + \frac{T_{rel}}{T} = PRC(\theta, A) + f_0(\theta), \quad (35)$$

where $f_0(\theta) = \theta + T'/T$. Hence, defining

$$\bar{f}_A(\theta) := PRC(\theta, A) + f_0(\theta), \quad (36)$$

expression (34) reads as

$$|F_A(K_0(\theta)) - K_0(\bar{f}_A(\theta))| \leq C e^{-\lambda T_{rel}}. \quad (37)$$

In other words, the curve Γ_0 with inner dynamics \bar{f}_A is approximately invariant with respect to F_A with an error $\mathcal{O}(e^{-\lambda T_{rel}})$ that can be made as small as we want taking T_{rel} large enough. To apply the results in [1] one needs to show that Γ_0 is approximately normally hyperbolic for F_A . That is, for each point $x \in \Gamma_0$ there exists a decomposition $\Gamma_{0,x} = \Gamma_{0,x}^c \oplus \Gamma_{0,x}^s$, with Γ_0^c an approximation of the tangent space to Γ_0 at x and such that

- This splitting is approximately invariant under the linearized map, DF_A ,
- $DF_A(x)|_{\Gamma_0^s}$ expands and does so to a greater rate than does $DF_A(x)|_{\Gamma_0^c}$.

Again, we will work in the 2-dimensional case, but results can be generalized to arbitrary dimension (see Remark 3.4). Using the change of variables K introduced in (22) the map F_A satisfies (see equation (25))

$$F_A(K(\theta, \sigma)) = K\left(\theta_{pert} + \frac{T_{rel}}{T}, \sigma_{pert} e^{-\lambda T_{rel}}\right), \quad (38)$$

where $K(\theta_{pert}, \sigma_{pert}) = F_{pert}(K(\theta, \sigma))$ (see (33)). Notice that θ_{pert} and σ_{pert} are correctly defined as long as $F_{pert}(K(\theta, \sigma)) \in \mathcal{M}$, which is satisfied for points $(\theta, 0)$ on the invariant curve Γ_0 by hypothesis **H1** and therefore in a small neighbourhood of Γ_0 . Taking derivatives with respect to θ and σ in expression (38) we have

$$\begin{aligned} DF_A(K(\theta, \sigma)) D_\theta K(\theta, \sigma) &= D_\theta K\left(\theta_{pert} + \frac{T_{rel}}{T}, \sigma_{pert} e^{-\lambda T_{rel}}\right) \frac{d\theta_{pert}}{d\theta} \\ &\quad + D_\sigma K\left(\theta_{pert} + \frac{T_{rel}}{T}, \sigma_{pert} e^{-\lambda T_{rel}}\right) e^{-\lambda T_{rel}} \frac{d\sigma_{pert}}{d\theta}, \\ DF_A(K(\theta, \sigma)) D_\sigma K(\theta, \sigma) &= D_\theta K\left(\theta_{pert} + \frac{T_{rel}}{T}, \sigma_{pert} e^{-\lambda T_{rel}}\right) \frac{d\theta_{pert}}{d\sigma} \\ &\quad + D_\sigma K\left(\theta_{pert} + \frac{T_{rel}}{T}, \sigma_{pert} e^{-\lambda T_{rel}}\right) e^{-\lambda T_{rel}} \frac{d\sigma_{pert}}{d\sigma}. \end{aligned} \quad (39)$$

and evaluating on points $(\theta, 0)$, we have

$$\begin{aligned} DF_A(K_0(\theta)) DK_0(\theta) &= D_\theta K(\bar{f}_A(\theta), \sigma_{pert}(\theta, 0) e^{-\lambda T_{rel}}) \frac{d\theta_{pert}}{d\theta}(\theta, 0) \\ &\quad + D_\sigma K(\bar{f}_A(\theta), \sigma_{pert}(\theta, 0) e^{-\lambda T_{rel}}) e^{-\lambda T_{rel}} \frac{d\sigma_{pert}}{d\theta}(\theta, 0), \\ DF_A(K_0(\theta)) K_1(\theta) &= D_\theta K(\bar{f}_A(\theta), \sigma_{pert}(\theta, 0) e^{-\lambda T_{rel}}) \frac{d\theta_{pert}}{d\sigma}(\theta, 0) \\ &\quad + D_\sigma K(\bar{f}_A(\theta), \sigma_{pert}(\theta, 0) e^{-\lambda T_{rel}}) e^{-\lambda T_{rel}} \frac{d\sigma_{pert}}{d\sigma}(\theta, 0), \end{aligned} \quad (40)$$

where \bar{f}_A is defined in (36) (see also (35)) and

$$K_1(\theta) := D_\sigma K(\theta, \sigma)|_{\sigma=0}. \quad (41)$$

Now, we Taylor expand the function $K(\theta, \sigma)$ around $\sigma = 0$, and obtain

$$\begin{aligned} DF_A(K_0(\theta))DK_0(\theta) &= [DK_0(\bar{f}_A(\theta)) + e^{-\lambda T_{rel}}\sigma_{pert}(\theta, 0)DK_1(\bar{f}_A(\theta))] \frac{d\theta_{pert}}{d\theta}(\theta, 0) \\ &\quad + K_1(\bar{f}_A(\theta))e^{-\lambda T_{rel}} \frac{d\sigma_{pert}}{d\theta}(\theta, 0) + \mathcal{O}(e^{-2\lambda T_{rel}}), \\ DF_A(K_0(\theta))K_1(\theta) &= [DK_0(\bar{f}_A(\theta)) + e^{-\lambda T_{rel}}\sigma_{pert}(\theta, 0)DK_1(\bar{f}_A(\theta))] \frac{d\theta_{pert}}{d\sigma}(\theta, 0) \\ &\quad + K_1(\bar{f}_A(\theta))e^{-\lambda T_{rel}} \frac{d\sigma_{pert}}{d\sigma} + \mathcal{O}(e^{-2\lambda T_{rel}}). \end{aligned} \quad (42)$$

Moreover, as the functions $\theta_{pert}(\theta, \sigma)$ and $\sigma_{pert}(\theta, \sigma)$ are smooth functions at the points $(\theta, 0)$ we can ensure that the error terms are uniform with respect to $\theta \in \mathbb{T}$. Let us now define

$$Z(\theta) = \frac{d\theta_{pert}}{d\sigma}(\theta, 0)DK_0(\theta) - \frac{d\theta_{pert}}{d\theta}(\theta, 0)K_1(\theta),$$

straightforward computations give

$$DF_A(K_0(\theta))Z(\theta) = \mathcal{O}(e^{-\lambda T_{rel}})$$

Therefore calling $\varepsilon = e^{-\lambda T_{rel}}$, we have

$$\begin{aligned} DF_A(K_0(\theta))DK_0(\theta) &= \Lambda_T(\theta)DK_0(\bar{f}_A(\theta)) + \mathcal{O}(\varepsilon), \\ DF_A(K_0(\theta))Z(\theta) &= \mathcal{O}(\varepsilon), \end{aligned} \quad (43)$$

with

$$\Lambda_T(\theta) = \frac{d\theta_{pert}}{d\theta}(\theta, 0), \quad (44)$$

and as long as

$$\frac{d\theta_{pert}}{d\theta}(\theta, 0) \neq 0, \quad \theta \in \mathbb{T}, \quad (45)$$

which is guaranteed by hypothesis **H2**, one could produce an iteration procedure to construct an approximated splitting which makes Γ_0 to be approximately Normally Hyperbolic (see Definition 3.1) and apply the results in [1], which give that F_A will have an invariant curve Γ_A near Γ_0 .

A more direct argument consists in considering the map F_A in the variables (θ, σ) in (22), denoted by \tilde{F}_A in (25) and apply the results in [28] (see also [29]) to this map. Thanks to hypothesis **H1**, one can consider a neighbourhood of Γ_0 where the change of variables $(x, y) = K(\theta, \sigma)$ is defined and therefore the map \tilde{F}_A is a smooth diffeomorphism

$$\tilde{F}_A : \mathcal{D}_\rho := \mathbb{T} \times \mathcal{I}_\rho \rightarrow \mathbb{T} \times \mathbb{R},$$

where $\mathcal{I}_\rho = \{\sigma \in \mathbb{R}, |\sigma| \leq \rho\}$, with $\rho > 0$ small, and has the form

$$\tilde{F}_A(\theta, \sigma) = \begin{pmatrix} f_0(\theta) + \hat{f}(\theta, \sigma) \\ g(\theta, \sigma) \end{pmatrix},$$

where

$$f_0(\theta) = \theta_{pert}(\theta, 0) + \frac{T_{rel}}{T}, \quad \hat{f}(\theta, \sigma) = \theta_{pert}(\theta, \sigma) - \theta_{pert}(\theta, 0), \quad g(\theta, \sigma) = \sigma_{pert}(\theta, \sigma)e^{-\lambda T_{rel}}.$$

Hypothesis **H2** ensures that f_0 is a smooth diffeomorphism (and therefore invertible) and, taking T_{rel} large enough, the map \tilde{F}_A strongly contracts in the σ direction. Moreover, for $(\theta, \sigma) \in \mathcal{D}_\rho$, we have

$$\left| \frac{\partial \hat{f}}{\partial \theta} \right| \leq L_{11}, \quad \left| \frac{\partial \hat{f}}{\partial \sigma} \right| \leq L_{12}, \quad \left| \frac{\partial g}{\partial \theta} \right| \leq L_{21}, \quad \left| \frac{\partial g}{\partial \sigma} \right| \leq L_{22},$$

where $L_{11}, L_{12} = O(\rho)$, $L_{21}, L_{22} = O(e^{-\lambda T_{rel}})$ can be made small by taking ρ small and T_{rel} large. One can then apply Theorem 3 in [28], which give, for T_{rel} large enough (hypothesis **H3**), the existence of the invariant curve in the form (28), where the function S_A must satisfy

$$\tilde{F}_A^2(\theta, S_A(\theta)) = S_A(\tilde{F}_A^1(\theta, S_A(\theta))),$$

and $S_A = O(e^{-\lambda T_{rel}})$. Again \tilde{F}_A^1 and \tilde{F}_A^2 correspond to the θ and σ component of \tilde{F}_A , respectively.

Returning to the original variables $x = K(\theta, \sigma)$ defined in (22) and using that $\Gamma_A \subset \mathcal{M}$, we obtain the parameterization K_A of Γ_A as in (29). Moreover, an analogous reasoning to (30), once we have bounded the size of S_A , gives

$$|K_A(\theta) - K_0(\theta)| \leq C e^{-T_{rel}}. \quad (46)$$

End of the Proof of Theorem 3.2 for $A = \mathcal{O}(1)$

To finish the proof of Theorem 3.2 we need to show that the internal dynamics f_A in Γ_A is close to the PRC of Γ_0 for system (1).

This can be done analogously to the case A small using (46) instead of (21) arriving to

$$PRC(A, \theta) = f_A(\theta) - f_0(\theta) + \mathcal{O}(e^{-\lambda T_{rel}}). \quad (47)$$

This concludes the proof.

4 Computation of the PRC by means of the parameterization method

Theorem 3.2 establishes that the PRC can be obtained from the dynamics on the invariant curve Γ_A of the stroboscopic map F_A . This allows us to take advantage of the existing algorithms based on the parameterization method [4, 19] to compute the parameterization of the invariant curve K_A as well as its internal dynamics f_A . The algorithms are based on a Newton-like method to solve the invariance equation (20) for the unknowns K_A and f_A . Indeed, given an approximation of the parameterization of the invariant curve K_A and its internal dynamics f_A , the method provides improved solutions that solve the invariance equation up to an error which is quadratic with respect to the initial one at each step. Moreover, the method requires to compute alongside the invariant normal bundle of the invariant curve and its linearised dynamics. In order to make the paper self-contained, the algorithms are reviewed in detail in Appendix A.

4.1 Computation of PRCs beyond the existence of the invariant curve

The results of Theorem 3.2 rely on the computation of an invariant curve for the stroboscopic map F_A of an 'artificially' constructed periodic perturbation (11). In some cases, as we will see in the numerical examples presented in Section 5, the invariant curve Γ_A does not exist. This can happen if $F_{pert}(\Gamma_0)$ leaves the basin of attraction \mathcal{M} of the limit cycle Γ_0 (breaking hypothesis **H1**) or if $\theta_{pert}(\theta, 0)$ has a critical point θ^* and therefore $d\theta_{pert}/d\theta(\theta^*, \sigma) = 0$ (breaking hypothesis **H2**). However, in the case that hypothesis **H2** fails it is still possible to design an algorithm based on the parameterization method [6] to compute the PRC with enough accuracy by means of solving an approximate invariance equation.

Using (38) with $\sigma = 0$ we have

$$F_A(K_0(\theta)) = K\left(\theta_{pert}(\theta, 0) + \frac{T_{rel}}{T}, \sigma_{pert}(\theta, 0)e^{-\lambda T_{rel}}\right) = K(\bar{f}_A(\theta), \bar{C}_A(\theta)),$$

where $\bar{f}_A(\theta)$ is given in (36) and

$$\bar{C}_A(\theta) := \sigma_{pert}(\theta, 0)e^{-\lambda T_{rel}}. \quad (48)$$

Taylor expanding $K(\theta, \sigma)$ with respect to sigma we obtain

$$F_A(K_0(\theta)) = K_0(\bar{f}_A(\theta)) + \mathcal{O}(e^{-\lambda T_{rel}}). \quad (49)$$

Of course, expression (49) only has sense if $F_{pert}(\Gamma_0) \in \mathcal{M}$ (hypothesis **H1**), but we do not impose that Γ_0 is approximately normally hyperbolic. Nevertheless, we will use the ideas in the algorithms reviewed in Appendix A and we will design a quasi-Newton method to compute a function g_A that satisfies

$$F_A(K_0(\theta)) - K_0(g_A(\theta)) = E(\theta), \quad (50)$$

where the error E will not be smaller than the terms $\mathcal{O}(e^{-\lambda T_{rel}})$ that we have dropped.

Assume that g_A satisfies the equation (50), then we look for an improved solution $\hat{g}_A(\theta) = g_A(\theta) + \Delta g_A(\theta)$ such that \hat{g}_A solves the approximate invariance equation up to an error which is quadratic in E . Thus, if we linearise about g_A we have

$$\begin{aligned} F_A(K_0(\theta)) - K_0(\hat{g}_A(\theta)) &= F_A(K_0(\theta)) - K_0(g_A(\theta)) - DK_0(g_A(\theta))\Delta g_A(\theta) + \mathcal{O}(|\Delta g_A|^2) \\ &= E(\theta) - DK_0(g_A(\theta))\Delta g_A(\theta) + \mathcal{O}(|\Delta g_A|^2). \end{aligned} \quad (51)$$

Therefore, we look for Δg_A satisfying the equation

$$E(\theta) = DK_0(g_A(\theta))\Delta g_A(\theta),$$

which provides

$$\Delta g_A(\theta) = \frac{\langle DK_0(g_A(\theta)), E(\theta) \rangle}{\langle DK_0(g_A(\theta)), DK_0(g_A(\theta)) \rangle}, \quad (52)$$

where $\langle \cdot, \cdot \rangle$ denotes the dot product.

Remark 4.1. Notice that expression (52) corresponds to the projection of E onto the tangent direction DK_0 , thus obtaining Δf_A in the same way as in Algorithm A.3.

The algorithm to compute the PRC is then:

Algorithm 4.2. Computation of the PRC. Given $K_0(\theta)$ a parameterization of the limit cycle, and $g_A(\theta)$ an approximate solution of equation (50) perform the following operations:

1. Compute $E(\theta) = F_A(K_0(\theta)) - K_0(g_A(\theta))$.
2. Compute $DK_0(g_A(\theta))$.
3. Compute $\Delta g_A = \frac{\langle DK_0(g_A(\theta)), E(\theta) \rangle}{\langle DK_0(g_A(\theta)), DK_0(g_A(\theta)) \rangle}$.
4. Set $g_A(\theta) \leftarrow g_A(\theta) + \Delta g_A(\theta)$.
5. Repeat steps 1-4 until the error E is smaller than the established tolerance. Then $PRC(\theta) = g_A(\theta) - (\theta + T'/T)$.

In Section 5, we apply Algorithm 4.2 to several numerical examples illustrating the convergence of the method and the good agreement of the results with the standard approach.

4.2 Computation of the PRC and ARC

In the previous Section we have used that K_0 satisfies equation (49). Notice that we could be more precise and include the exact expression for the terms of $\mathcal{O}(e^{-\lambda T_{rel}})$. That is,

$$F_A(K_0(\theta)) = K_0(\bar{f}_A(\theta)) + K_1(\bar{f}_A(\theta))\bar{C}_A(\theta) + \mathcal{O}(e^{-2\lambda T_{rel}}),$$

with $K_1(\theta)$ as in (41).

We already know that the function $\bar{f}_A(\theta)$ provides the PRC through the relation (36). We would like to emphasize here the role of $\bar{C}_A(\theta)$ defined in (48). There exist the analogous curve to the PRC for the amplitude value σ , which is known as the Amplitude Phase Response Curve [8, 39] (ARC), and is exactly given by $ARC(\theta) = \sigma_{pert}(\theta, 0)$, that is the value of σ at x_{pert} (see (7)). Therefore, since $\sigma_{pert}(\theta, 0) = \bar{C}_A(\theta)e^{\lambda T_{rel}}$, the function $\bar{C}_A(\theta)$ provides the ARC through $ARC(\theta) = \bar{C}_A(\theta)e^{-\lambda T_{rel}}$.

As in the previous Section, it is possible to design a quasi-Newton method to compute the functions g_A and C_A that satisfy

$$F_A(K_0(\theta)) - K_0(g_A(\theta)) - C_A(\theta)K_1(g_A(\theta)) = E(\theta), \quad (53)$$

where the error E will not be smaller than the terms of order $\mathcal{O}(e^{-2\lambda T_{rel}})$ that we have dropped.

Proceeding as in the previous Section, we assume that g_A and C_A satisfy equation (53) and we look for an improved solution $\hat{g}_A(\theta) = g_A(\theta) + \Delta g_A(\theta)$ and $\hat{C}_A(\theta) = C_A(\theta) + \Delta C_A(\theta)$ such

that \hat{g}_A and \hat{C}_A solve the approximate invariance equation up to an error which is quadratic in E . Thus, if we linearise about g_A and C_A we have

$$\begin{aligned} F_A(K_0(\theta)) - K_0(\hat{g}_A(\theta)) - K_1(\hat{g}_A(\theta))\hat{C}_A \\ = F_A(K_0(\theta)) - K_0(g_A(\theta)) - DK_0(g_A(\theta))\Delta g_A(\theta) - K_1(g_A(\theta))C_A(\theta) \\ - DK_1(g_A(\theta))\Delta g_A(\theta)C_A(\theta) - K_1(g_A(\theta))\Delta C_A(\theta) + \mathcal{O}(\Delta^2, e^{-2\lambda T_{rel}}) \\ = E(\theta) - DK_0(g_A(\theta))\Delta g_A(\theta) - DK_1(g_A(\theta))\Delta g_A(\theta)C_A(\theta) \\ - K_1(g_A(\theta))\Delta C_A(\theta) + \mathcal{O}(\Delta^2). \end{aligned} \quad (54)$$

Thus, we are left with the following equation for Δg_A and ΔC_A ,

$$E(\theta) = [DK_0(g_A(\theta)) + DK_1(g_A(\theta))C_A(\theta)]\Delta g_A(\theta) + K_1(g_A(\theta))\Delta C_A(\theta). \quad (55)$$

Therefore, the unknown Δg_A corresponds to the projection of the error E onto the direction $R := DK_0 \circ g_A + C_A \cdot DK_1 \circ g_A$ and $\Delta C_A(\theta)$ corresponds to the projection onto the K_1 direction. Of course, DK_0 and K_1 are transversal since K_1 is tangent to the isochrons of the unperturbed limit cycle which are always transversal to the limit cycle. Since $C_A = \mathcal{O}(e^{-\lambda T_{rel}})$, assuming that T_{rel} is large enough we can always guarantee that R and K_1 are transversal. Therefore, multiplying (55) by $K_1^\perp(g_A(\theta))$ we have

$$\Delta g_A(\theta) = \frac{\langle K_1^\perp(g_A(\theta)), E(\theta) \rangle}{\langle K_1^\perp(g_A(\theta)), R(\theta) \rangle}, \quad (56)$$

whereas by multiplying by $R(\theta)^\perp$ we obtain

$$\Delta C_A(\theta) = \frac{\langle R^\perp(\theta), E(\theta) \rangle}{\langle R^\perp(\theta), K_1(g_A(\theta)) \rangle}, \quad (57)$$

where $\langle \cdot, \cdot \rangle$ denotes the dot product.

Remark 4.3. Notice that $C_A(\theta) = \mathcal{O}(e^{-\lambda T_{rel}})$, and if we disregard the terms of order $\mathcal{O}(e^{-\lambda T_{rel}})$ in expression (56) we obtain

$$\Delta g_A(\theta) = \frac{\langle K_1^\perp(g_A(\theta)), E(\theta) \rangle}{\langle K_1^\perp(g_A(\theta)), DK_0(g_A(\theta)) \rangle}, \quad (58)$$

which is equivalent to the expression obtained in (52). Indeed, in this case E and DK_0 have the same direction, and expression (52) can be replaced by

$$\Delta g_A(\theta) = \frac{\langle v, E(\theta) \rangle}{\langle v, DK_0(g_A(\theta)) \rangle},$$

where v can be any vector as long as v is not perpendicular to $DK_0(g_A(\theta))$.

Thus, the algorithm to compute the PRC and the ARC is:

Algorithm 4.4. Computation of the PRC and the ARC. Given $K_0(\theta)$ a parameterization of the limit cycle, $K_1(\theta)$ the tangent vector to the isochrons of the limit cycle, and $g_A(\theta)$, $C_A(\theta)$ an approximate solution of equation (53), perform the following operations:

1. Compute $E(\theta) = F_A(K_0(\theta)) - K_0(g_A(\theta)) - C_A(\theta)K_1(g_A(\theta))$.
2. Compute $R(\theta) = DK_0(g_A(\theta)) + DK_1(g_A(\theta))C_A(\theta)$.
3. Compute $\Delta g_A(\theta) = \frac{\langle K_1^\perp(g_A(\theta)), E(\theta) \rangle}{\langle K_1^\perp(g_A(\theta)), R(\theta) \rangle}$.
4. Compute $\Delta C_A(\theta) = \frac{\langle R^\perp(\theta), E(\theta) \rangle}{\langle R^\perp(\theta), K_1(g_A(\theta)) \rangle}$.
5. Set $g_A(\theta) \leftarrow g_A(\theta) + \Delta g_A(\theta)$.
6. Set $C_A(\theta) \leftarrow C_A(\theta) + \Delta C_A(\theta)$.
7. Repeat steps 1-6 until the error E is smaller than the established tolerance. Then,

$$PRC(\theta) = g_A(\theta) - (\theta + T'/T)$$

and

$$ARC(\theta) = C_A(\theta)e^{\lambda T_{rel}}.$$

5 Numerical Examples

In this Section we apply the algorithms based on the parameterization method introduced in Section 4 to compute the PRC to some relevant models in neuroscience, namely the Wilson-Cowan model [41] and the Morris-Lecar model [27]. We will use the same perturbation for both models of the form

$$p(t) = \sin^6\left(\frac{\pi t}{T_{pert}}\right),$$

for $0 \leq t \leq T_{pert}$ and $T_{pert} = 10$. The value of T_{rel} is different for each model and its value will be indicated later together with other parameters of the model.

In order to validate the results we will compare the results obtained using the parameterization method with the *standard method* using formula (10). We remark the good agreement between both methods.

The Wilson-Cowan model. The Wilson-Cowan model describes the behaviour of a coupled network of excitatory and inhibitory neurons. The perturbed model has the form (see [41]):

$$\begin{aligned}\dot{E} &= -E + S_e(aE - bI + P + Ap(t)), \\ \dot{I} &= -I + S_i(cE - dI + Q),\end{aligned}\tag{59}$$

where the variables E and I are the firing rate activity of the excitatory and inhibitory populations, respectively, and

$$S_k(x) = \frac{1}{1 + e^{-a_k(x - \theta_k)}}, \quad \text{for } k = E, I\tag{60}$$

Parameter	Hopf	SNIC
P	2.5	1.45
Q	0	-0.75
T	5.26	13.62
T_{rel}	15T	6T
$-\lambda$	-0.157	-0.66

Table 1: (P, Q) parameter values for the Wilson-Cowan model close to the corresponding type of bifurcation. For the indicated parameter values and $A = 0$, the system (59) has a stable limit cycle of period T and characteristic exponent $-\lambda$.

is the input-output function.

We consider two sets of parameters for which the system displays a limit cycle. For the first set of parameters the limit cycle is born from a Hopf bifurcation and for the second one from a saddle-node on invariant circle (SNIC) bifurcation [2]. We refer to them as WC-Hopf and WC-SNIC, respectively. Some parameters of the model will be common for both cases, namely $a = 13$, $b = 12$, $c = 6$, $d = 3$, $a_e = 1.3$, $a_i = 2$, $\theta_e = 4$, $\theta_i = 1.5$. Parameters P, Q for each set are given in Table 1, together with the period T , the characteristic exponent λ of each periodic orbit, and the relaxation time T_{rel} of the perturbation.

We compute the PRC for the limit cycle of the Wilson-Cowan model for different values of the amplitude A . In Figs. 3 and 4 we show the comparison between the standard method and the parameterization method for parameters (P, Q) close to a Hopf bifurcation and a SNIC bifurcation, respectively. We remark the good agreement between both methods.

Other elements of the computation of the PRCs obtained using the parameterization method, namely the invariant curve Γ_A , the internal dynamics f_A and the derivative of f_A are shown in Fig. 5 for the WC-Hopf and in Fig. 6 for the WC-SNIC. Notice that as A increases, the shape of the PRCs shows a sudden increase for certain phase values (see panel A in Figs. 5 and 6). A more detailed discussion about this phenomenon will be given in Section 5.1.

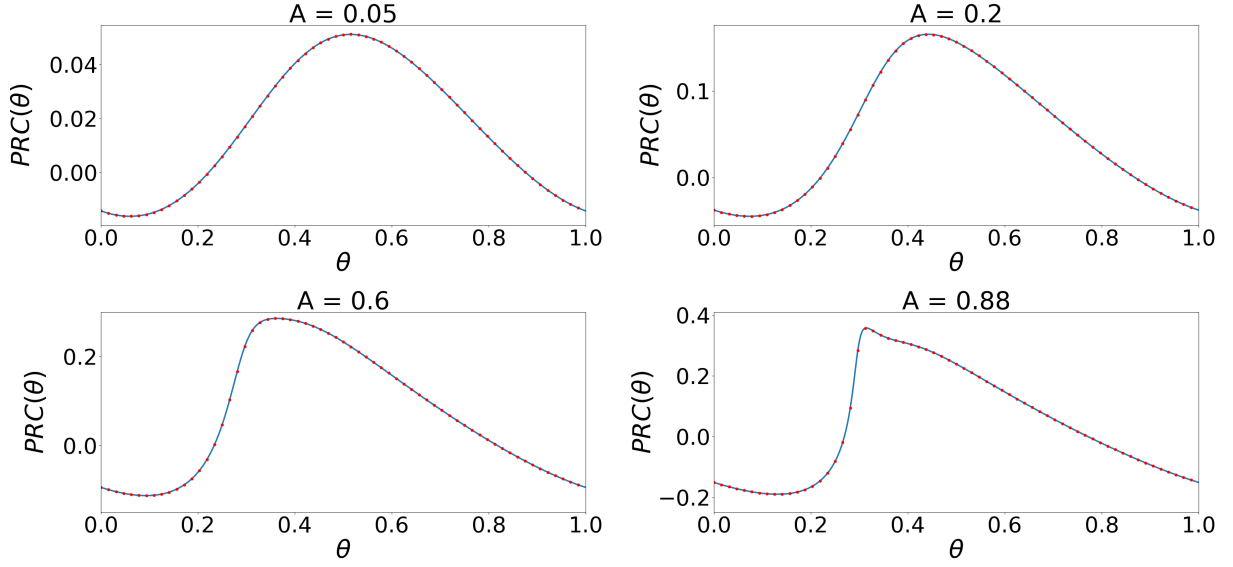


Figure 3: PRCs for the Wilson-Cowan model near a Hopf bifurcation (WC-Hopf) for different values of the amplitude A (as indicated in each panel) showing the comparison between the parameterization method (solid blue line) and the *standard method* (red dots).

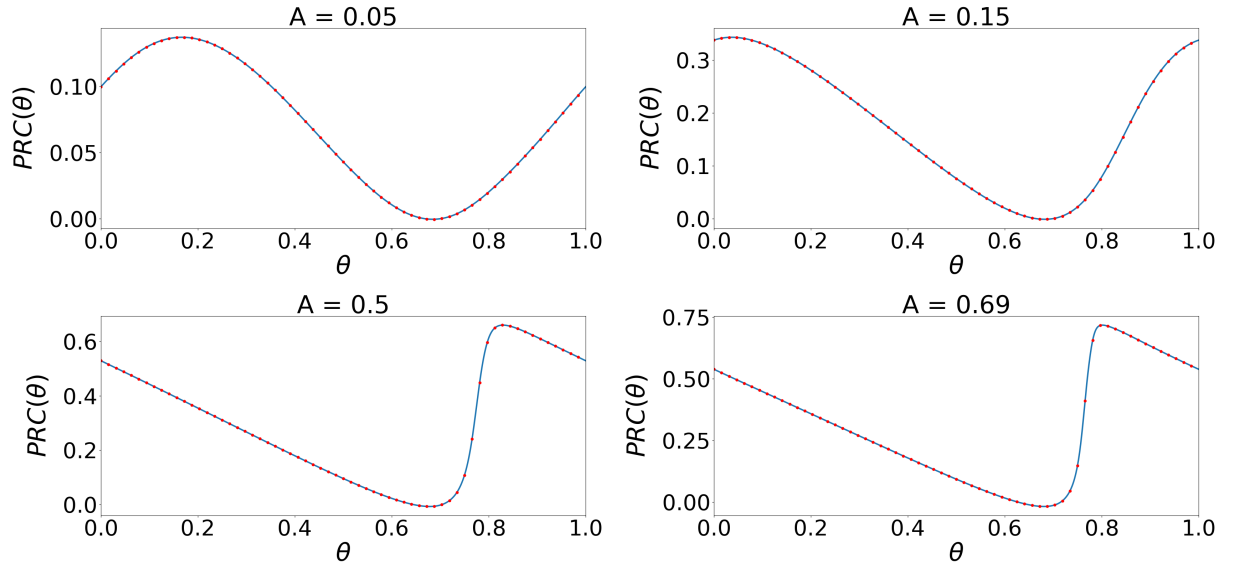


Figure 4: PRCs for the Wilson-Cowan near a SNIC bifurcation (WC-SNIC) for different values of the amplitude A (as indicated in each panel) showing the comparison between the parameterization method (solid blue line) and the *standard method* (red dots).

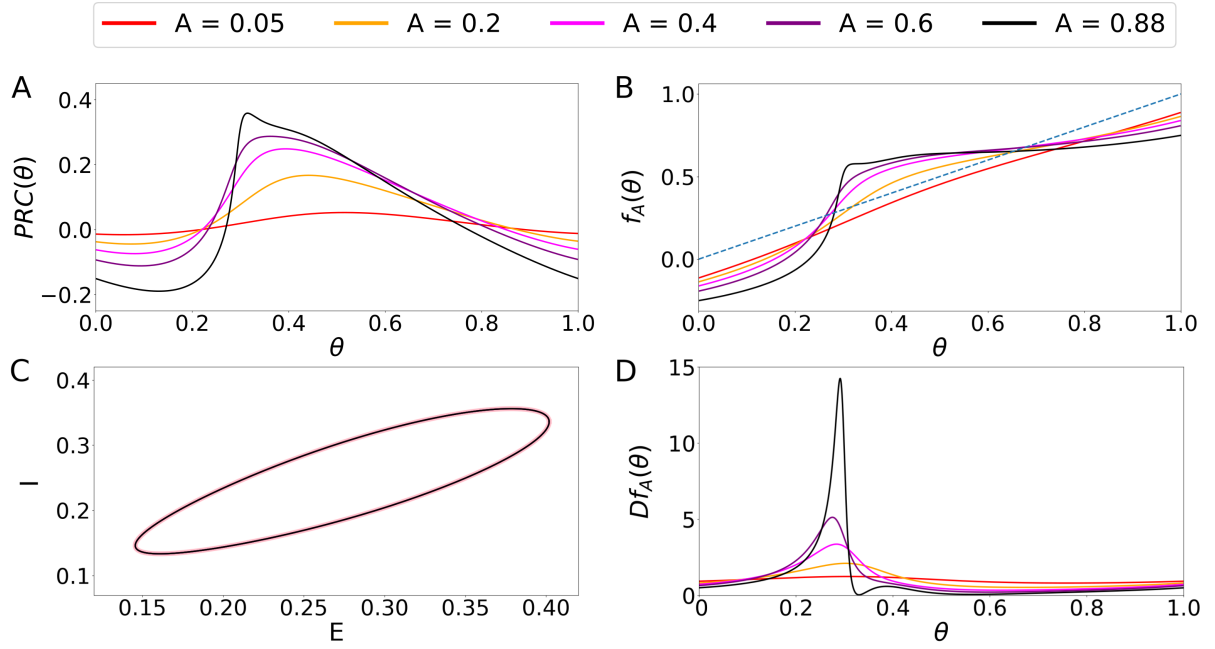


Figure 5: For the Wilson-Cowan model near a Hopf bifurcation (WC-Hopf) and different amplitude values A we show: (A) the PRCs, (B) the dynamics $f_A(\theta)$ on the invariant curve Γ_A , (C) the invariant curve Γ_A , (D) the derivative of $f_A(\theta)$. The blue dashed line in panel B corresponds to the identity function.

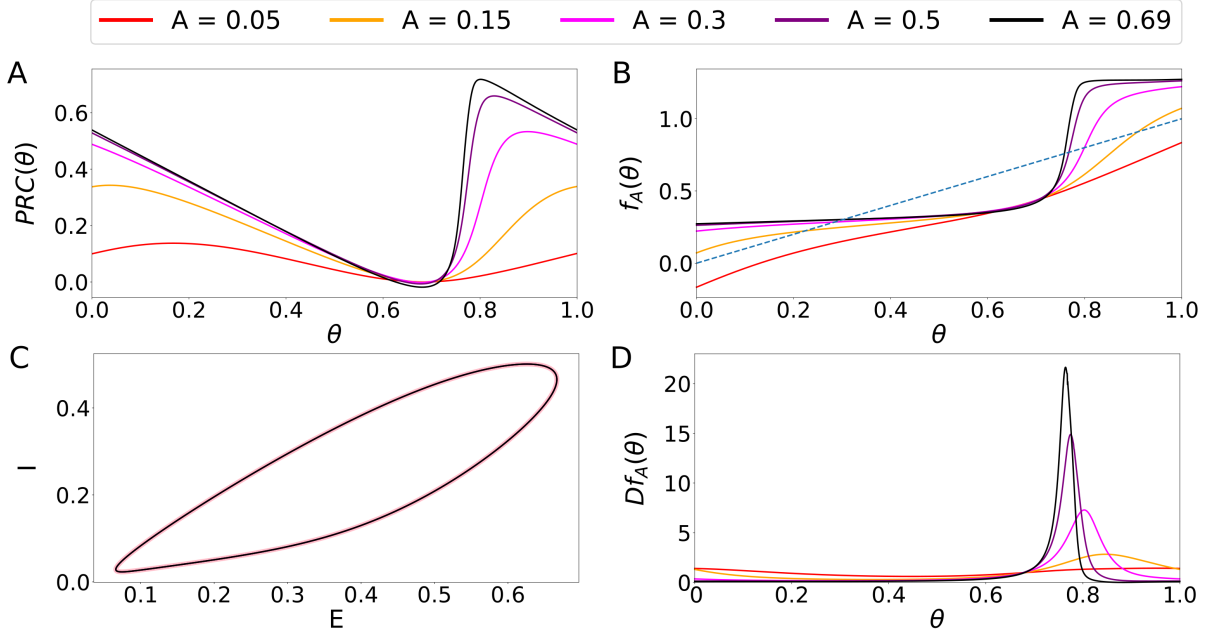


Figure 6: For the Wilson-Cowan model near a SNIC bifurcation (WC-SNIC) and different amplitude values we show: (A) the PRCs, (B) the dynamics $f_A(\theta)$ on the invariant curve Γ_A , (C) the invariant curve Γ_A , (D) the derivative of $f_A(\theta)$. The blue dashed line in panel B corresponds to the identity function.

The Morris-Lecar model. It was originally developed as a model to study the changes in excitability properties for the muscle fiber of the giant barnacle, and it has been established as a paradigm for the study of different neuronal excitability types [33]. The perturbed model has the form (see [27]):

$$\begin{aligned} C\dot{V} &= I_{app} - g_L(V - V_L) - g_K w(V - V_K) - g_{Ca} m_\infty(V)(V - V_{Ca}) + Ap(t), \\ \dot{w} &= \phi \frac{w_\infty(V) - w}{\tau_w(V)}, \end{aligned} \quad (61)$$

where

$$\begin{aligned} m_\infty(V) &= \frac{1}{2}(1 + \tanh((V - V_1)/V_2)), \\ w_\infty(V) &= \frac{1}{2}(1 + \tanh((V - V_3)/V_4)), \\ \tau_w(V) &= (\cosh((V - V_3)/(2V_4)))^{-1}. \end{aligned} \quad (62)$$

As in the previous example, we consider two sets of parameters for which the system displays a limit cycle across a Hopf and a SNIC bifurcation [11, 34]. We will refer to them as MC-Hopf and MC-SNIC, respectively. Some parameters of the model will be common for both cases, namely $C = 20$, $V_L = -60$, $V_K = -84$, $V_{Ca} = 120$, $V_1 = -1.2$, $V_2 = 18$, $g_L = 2$, $g_K = 8$. The other parameter values are listed in Table 2.

Parameter	Hopf	SNIC
ϕ	0.04	0.067
g_{Ca}	4.4	4
V_3	2	12
V_4	30	17.4
I_{app}	91	45
T	99.27	99.192
T_{rel}	6T	5T
$-\lambda$	-0.0919	-0.1198

Table 2: Parameter values for the Morris-Lecar model close to the corresponding type of bifurcation. For the indicated parameter values and $A = 0$, the system (61) has a stable periodic orbit of period T and characteristic exponent $-\lambda$.

We compute the PRC for the limit cycle of the Morris-Lecar model and for different values of the amplitude A . In Figs. 7 and 8 we show the comparison between the standard method and the parameterization method for parameters close to a Hopf bifurcation and a SNIC bifurcation, respectively. Again, we remark the good agreement between both methods. Other elements of the computation of the PRCs using the parameterization method are shown in Figures 9 and 10. Again, both cases show a sharp rise in the PRC for certain phase values as the amplitude increases. We refer the reader to Section 5.1 for a more detailed discussion.

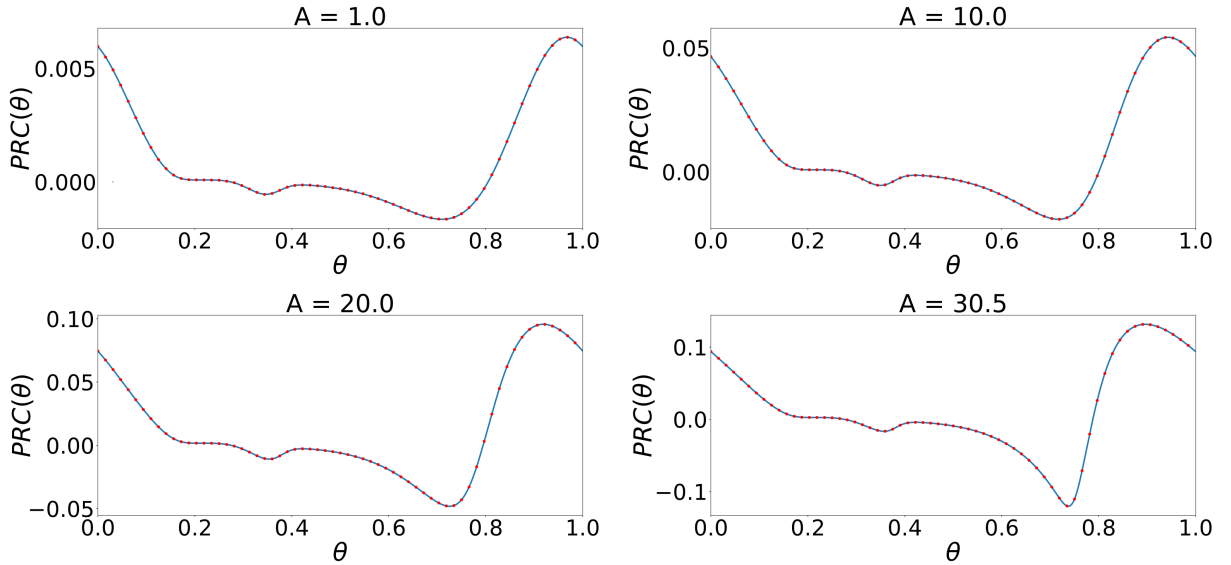


Figure 7: PRCs for the Morris-Lecar model near a Hopf bifurcation (ML-Hopf) for different values of the amplitude (indicated in each panel) showing the comparison between the parameterization method (solid blue line) and the *standard method* (red dots).

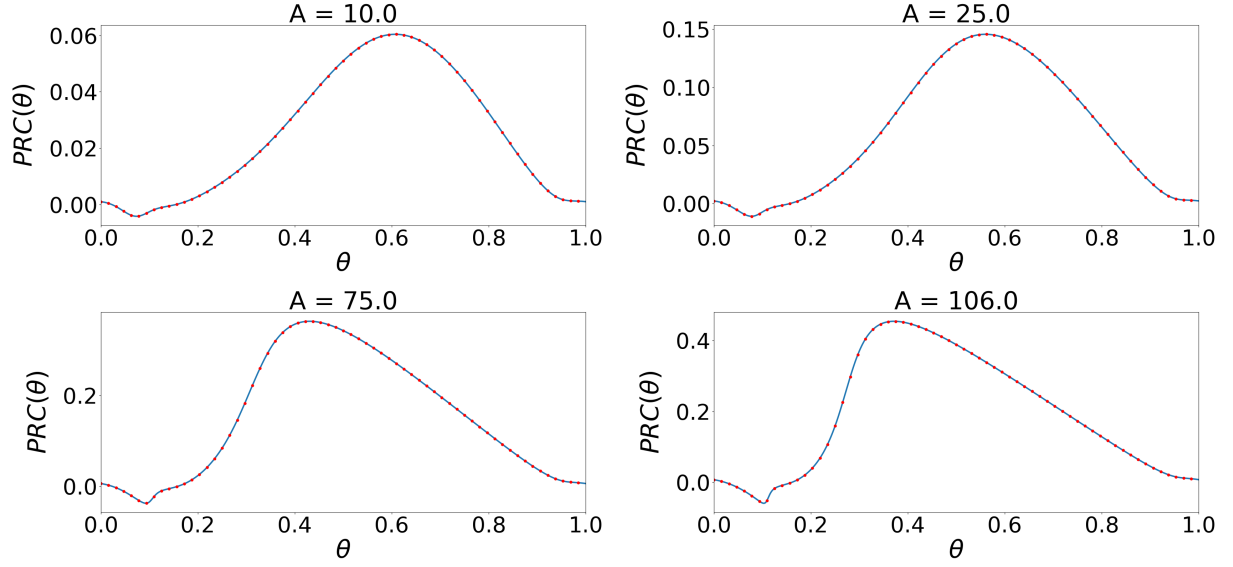


Figure 8: PRCs for the Morris-Lecar model near a SNIC bifurcation (ML-SNIC) for different values of the amplitude (indicated in each panel) showing the comparison between the parameterization method (solid blue line) and the *standard method* (red dots).

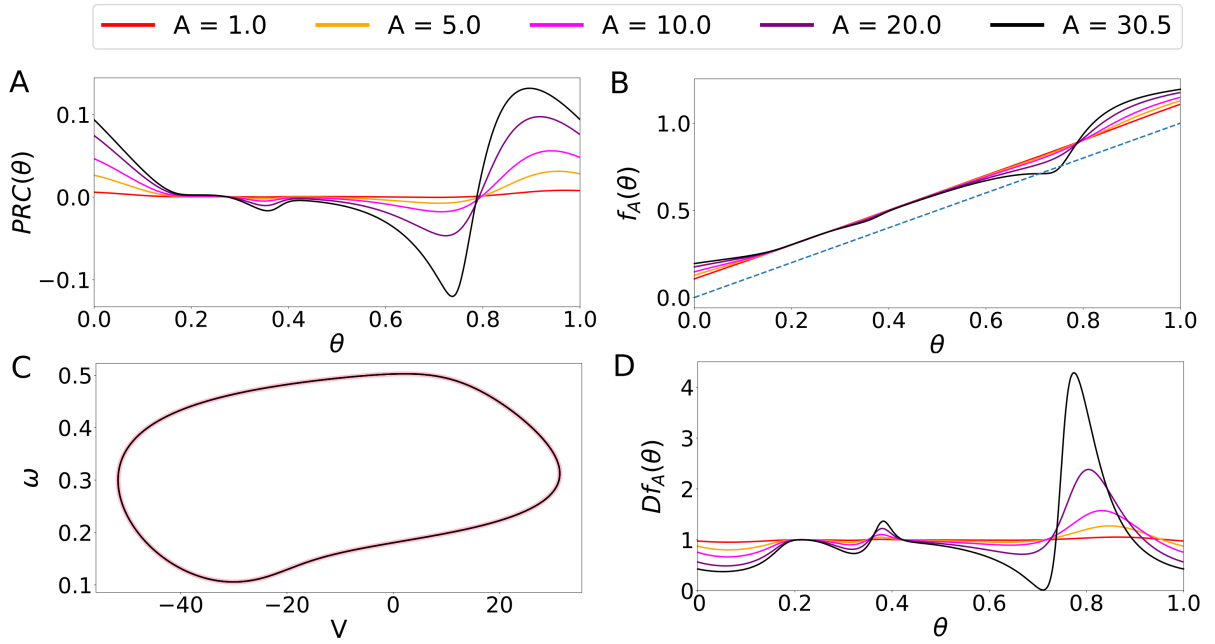


Figure 9: For the Morris-Lecar near a Hopf bifurcation (ML-Hopf) and different amplitude values we show: (A) the PRCs, (B) the dynamics $f_A(\theta)$ on the invariant curve Γ_A , (C) the invariant curve Γ_A , (D) the derivative of $f_A(\theta)$. The blue dashed line in panel B corresponds to the identity function.

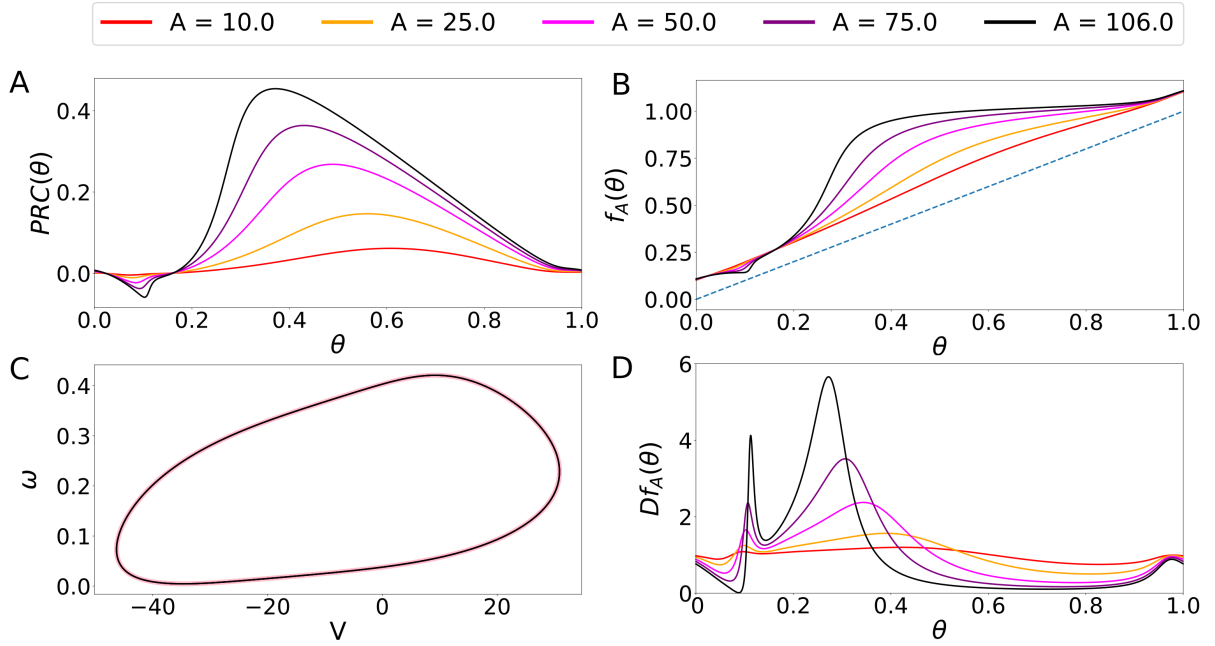


Figure 10: For the Morris-Lecar near a SNIC bifurcation (ML-SNIC) and different amplitude values we show: (A) the PRCs, (B) the dynamics $f_A(\theta)$ on the invariant curve Γ_A , (C) the invariant curve Γ_A , (D) the derivative of $f_A(\theta)$. The blue dashed line in panel B corresponds to the identity function.

5.1 Large Amplitude Perturbations

The application of the parameterization method using the algorithms in Appendix A (see Section 4) strongly relies on the existence of an invariant curve Γ_A for the stroboscopic map of an 'artificially' constructed periodic perturbation (see Theorem 3.2). In the numerical examples shown in Figs. 5, 6, 9 and 10 the computation of the invariant curve fails when the amplitude becomes large and approaches a certain value A^* (which is different for each example), and so does the computation of the PRC using this method. In this Section we will discuss how changes in the waveform of the PRC might be related to normally hyperbolic properties of the invariant curve. We will first focus our discussion on the WC-Hopf model.

First, notice that as the amplitude A increases, the PRC becomes steeper (see Fig 5A). By looking at the internal dynamics f_A on the invariant curve Γ_A (see Fig. 5B), we observe that, as the amplitude increases, the curve f_A shows a sharp rise followed by a flat region. Moreover, there appear a stable and an unstable fixed point on the invariant curve Γ_A (intersection of f_A with the identity line on Fig. 5B). Thus, the curve Γ_A preserves its normal hyperbolicity as long as the contraction/expansion rates on the invariant curve are weaker than the contraction rates on the normal directions (see equation (45)). Since the contraction rate is $\mathcal{O}(e^{-\lambda T_{rel}})$, see (44), this means that $Df_A(\theta) = d\theta_{pert}/d\theta$ must remain bounded away from 0. However, we observe that as A increases the value of Df_A approaches 0 for a certain θ (see Fig. 5D), thus causing the loss of the normal hyperbolicity property and the breakdown of the curve. For values of

A slightly smaller than the one for which $Df_A(\theta)$ vanishes, the numerical method in Section 4 fails to converge. However, we can apply the modified parameterization method provided by the algorithms in Appendix A and compute the function g_A (see equation (50)) and the PRC beyond the existence of an invariant curve (see Figs. 11 B, C, D right).

Notice that the method also works if the invariant curve exists (see Fig. 11A right). In this case g_A is $\mathcal{O}(e^{-\lambda T_{rel}})$ -close to f_A (see equations (36), (47), (49), (53)). Therefore, for practical purposes, the modified method is faster and accurate enough to compute the PRC.

It is possible to describe the phenomenon of the breakdown of the curve in a geometric way using the concept of isochrons (curves of constant phase) and phaseless sets of the original limit cycle. For the model considered, the isochrons for the unperturbed limit cycle are shown in Fig. 11 left. Notice that the unperturbed system has an unstable focus P for which the isochrons are not defined (the phaseless set). Now, we consider the image of the curve Γ_0 under the map F_{pert} introduced in (33) for different values of A . Of course, the intersection of the curve $\Gamma_{pert} = F_{pert}(\Gamma_0)$ with the isochrons provides the new phases. For small values of A , Γ_{pert} will intersect all the isochrons transversally leading to every possible new phase in a one-to-one correspondence (see Fig. 11A). Accordingly, the functions $f_A(\theta)$ and $g_A(\theta)$ are diffeomorphisms.

However, as A increases, there exists a value A^* for which the curve Γ_{pert} becomes tangent to some isochrons and therefore the curve Γ_{pert} intersects some isochrons more than once (see Fig. 11B). Thus, the map g_A is no longer one-to-one, which means that Dg_A vanishes for certain phases, causing the loss of normal hyperbolicity and the breakdown of the curve.

Clearly, the function g_A for $A = 0.95$ shows a local maximum and minimum (see Fig. 11B), thus corresponding to an isochron tangency. When A is increased further the function g_A splits in two. Indeed, the curve Γ_{pert} will first intersect the phaseless point P for a certain value $A \approx 1.0355$ (see Fig. 11 C) and after that it will no longer enclose the point P , thus it will not cross all the isochrons of the limit cycle (see Figure 11D). The map g_A will then be discontinuous at the point where the curve Γ_{pert} intersects the phaseless set. After that, the function g_A will be continuous again when we take modulus 1, but, of course, the images will not span the whole interval $[0, 1)$. Regarding to the winding number classification for PRCs, defined as the number of times the curve Γ_{pert} traverses a complete cycle as defined by the isochrons of the unperturbed limit cycle [15, 16], for $A \approx 1.0355$ there is a transition from a type 1 PRC to a type 0 PRC.

The modified parameterization method introduced in Section 4.1 also allows for the computation of the Amplitude Response Curve (ARC) (see Algorithm 4.4). The ARCs for the amplitude values considered in Fig. 11 are shown in Fig. 12. The ARC provides information about how "far" in time the perturbation displaces the trajectory away from the limit cycle. That is, the larger the value of the ARC, the longer it will take for the displaced trajectory to relax back to the limit cycle (and therefore one should consider a larger T_{rel}).

Notice that when the curve Γ_{pert} intersects the phaseless set (point P), which occurs for a critical amplitude $A_c \approx 1.035$, there exists a perturbed trajectory which never returns to the limit cycle, and the ARC would show an essential discontinuity. Thus, the ARC, for smaller values of the amplitude $A < A_c$ shows a peak at this phase whose size increases as the amplitude A is increased towards A_c (see Figs 12A,B,C). However, for amplitude values larger than A_c (Fig 12D), the ARC magnitude decreases again with A , because Γ_{pert} moves away from the

neighbourhood of the phaseless point P .

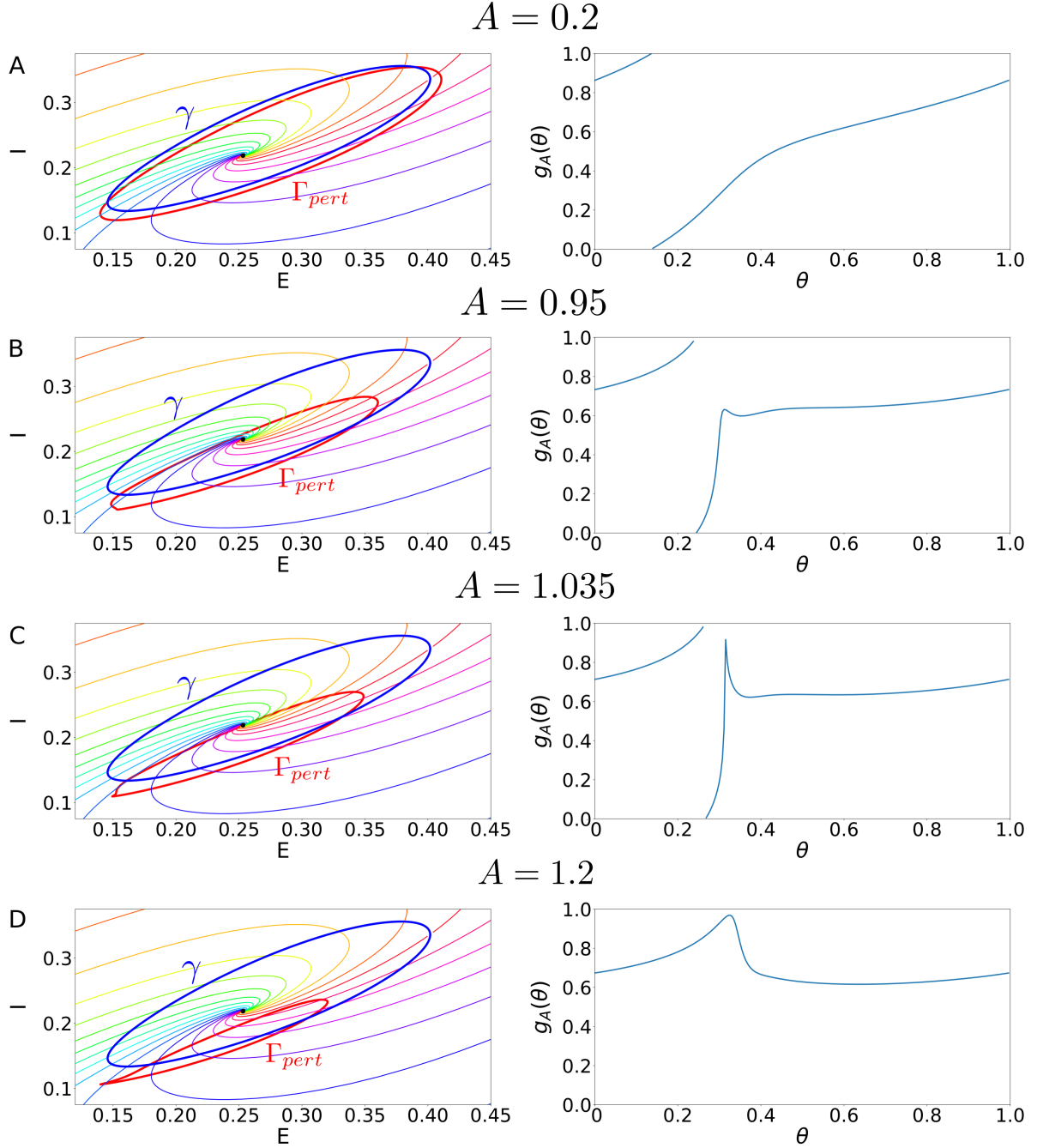


Figure 11: For different values of the amplitude (indicated in each panel) we show the isochrons of the unperturbed limit cycle for the Wilson-Cowan model near a Hopf bifurcation (WC-Hopf), together with the curves Γ_{pert} (left) and the functions g_A obtained with the modified parameterization method. The amplitudes selected cover the breakdown of the curve Γ_A and a transition from type 1 to type 0 PRCs (see text).

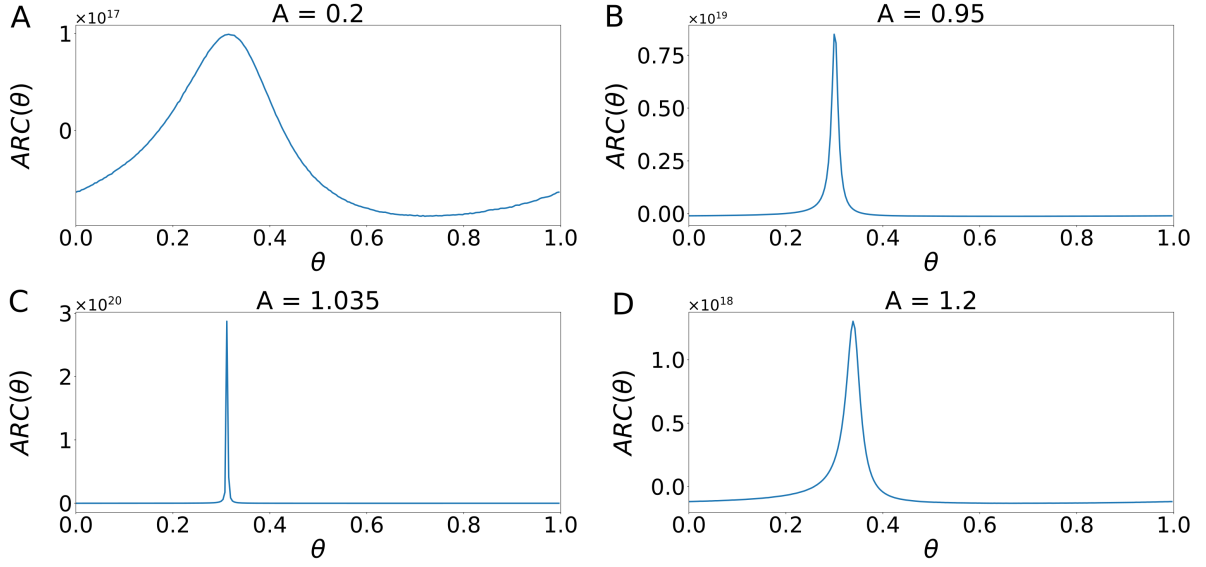


Figure 12: ARCs for the Wilson-Cowan model near a Hopf bifurcation (WC-Hopf) and different values of the amplitude (same as in Fig. 11).

A similar phenomenon as discussed for the WC-Hopf occurs for the WC-SNIC and ML-SNIC examples. The Morris-Lecar model near a Hopf bifurcation (ML-Hopf) is slightly different, since in this case the phaseless set is larger compared to the WC-Hopf case: it is a positive measure set bounded by an unstable limit cycle γ_u which determines the basin of attraction of the equilibrium point which is in its interior (see Fig.13A). As in the WC-Hopf case, the invariant curve Γ_A for the ML-Hopf disappears due to an isochron tangency of Γ_{pert} . Consistently with this tangency Γ_{pert} for $A = 33$ crosses some isochrons more than once (see Fig.13A and zoom in B) and as Figs.13 C, D show, the function g_A changes its monotonicity. Nevertheless one can still compute the PRC by means of Algorithm 4.2. By contrast, for larger amplitude values several points of Γ_{pert} leave the basin of attraction of the stable limit cycle (see Fig.13A and zoom in B for $A = 40$). Thus, the PRC can be no longer computed even with the modified method.

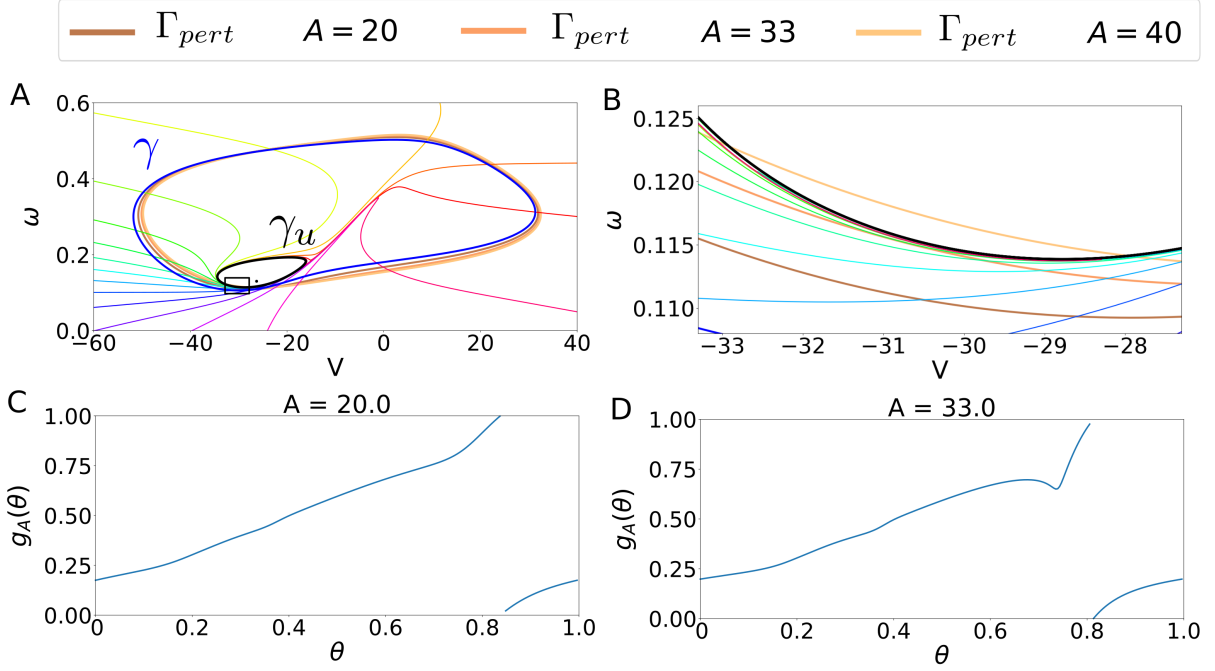


Figure 13: ML-Hopf phase space showing the stable limit cycle γ , its isochrons, and the unstable limit cycle γ_u determining the basin of attraction of a stable focus P . For different values of the amplitude we show the curves Γ_{pert} (A) and a zoom close to the isochron tangency (B). Panels C and D show the functions g_A obtained with the modified parameterization method for $A = 20$ (C) and $A = 33$ (D). For $A = 40$ some points on Γ_{pert} intersect the basin of attraction of the stable focus P , and the function g_A can not be computed.

6 Discussion

In this paper we have introduced a new approach to PRCs based on the parameterization method. The main idea of the method is to introduce a periodic perturbation consisting of the actual perturbation followed by a relaxation time T_{rel} that repeats periodically. This periodic perturbation allows us to define the corresponding stroboscopic map F_A of the periodically perturbed system. The main result of this paper is Theorem 3.2, where we prove the existence of an invariant curve Γ_A for the map F_A and we link its internal dynamics f_A with the PRC. The proof relies on the parameterization method, which defines an invariance equation for the invariant curve and its internal dynamics [4, 5, 21, 22], and provides a numerical algorithm to compute both.

Moreover, Theorem 3.2 establishes conditions for the existence of the curve Γ_A . More precisely, although the range of amplitude values A for which the invariant curve exists can be increased by considering a sufficiently large T_{rel} , there is a limitation established by the geometry of the isochrons. Indeed, whenever the curve Γ_{pert} (the displacement of the limit cycle due to the active part of the perturbation) becomes tangent to some isochron of Γ_0 , the invariant curve

Γ_A loses its normal hyperbolic properties and breaks down. Moreover, we can explain how the isochrons of the unperturbed system and the perturbation interact to shape the waveform of the PRC as the amplitude of the perturbation is increased.

Besides theoretical results, we present some strategies to compute the PRC. In [19] one can find algorithms that implement a quasi-Newton method to solve the above mentioned invariance equation. The method though relies on the existence of an invariant curve. Nevertheless, as the PRC still exists beyond the breakdown of the curve Γ_A , we have developed a modified numerical method to compute PRCs inspired by the parameterization method. This method solves a modified invariance equation, which avoids the computation of the invariant curve (thus making the computations faster), and is able to compute PRCs beyond the breakdown of the curve Γ_A and the transition from type 1 to type 0 PRCs. In addition, this algorithm computes not only PRCs but also ARCs, which provide information about the effects of the perturbation onto the amplitude variables (or alternatively, the displacement away from the limit cycle). We show examples of the computed ARCs and the relationship between its shape and the transitions experienced by the PRC.

In order to assess the validity of the method, we have applied it to two models in neuroscience: a neural population model (Wilson-Cowan) and a single neuron model (Morris-Lecar). Moreover, we have studied both of them for values of the parameters near two different bifurcations: Hopf and Saddle Node on Invariant Circle (SNIC) bifurcations. Recall that PRCs are classified as type 1 or type 2 according to their shape, and this property is linked to a particular bifurcation: type 1 PRCs mainly advance phase, and they are related to a SNIC bifurcation, while type 2 PRCs can either advance or delay the phase and they are related to a Hopf bifurcation [10, 30, 36]. The numerical examples presented show the evolution of both PRC shapes for large amplitude values. In all examples PRCs preserve its type as the amplitude is increased but the phase shifts tend to increase.

In this work, we have mainly developed the theory and numerical examples for two-dimensional systems. However, the underlying theorems and numerical algorithms have an straightforward extension for the case $n > 2$.

7 Acknowledgments

This work has been partially funded by the Spanish grants and MTM2015-65715-P (GH,AP, TS), MINECO-FEDER-UE MTM-2015-71509-C2-2-R (GH), the Catalan grant 2017SGR1049 (GH,AP,TS) and the Russian Scientific Foundation Grant 14-41-00044 (TS). GH wants to acknowledge the RyC project RYC-2014-15866. AP wants to acknowledge the FPI Grant from project MINECO-FEDER-UE MTM2012-31714. We thank C. Bonet for providing us valuable references to prove Theorem 3.2 and A. Granados for numeric support. We also acknowledge the use of the UPC Dynamical Systems group's cluster for research computing (<https://dynamicalsystems.upc.edu/en/computing/>).

References

- [1] P. W. Bates, K. Lu, and C. Zeng. Approximately invariant manifolds and global dynamics of spike states. *Inventiones mathematicae*, 174(2):355–433, 2008.
- [2] R. M. Borisjuk and A. B. Kirillov. Bifurcation analysis of a neural network model. *Biological Cybernetics*, 66(4):319–325, 1992.
- [3] G. Buzsaki. *Rhythms of the Brain*. Oxford University Press, 2006.
- [4] X. Cabré, E. Fontich, and R. De La Llave. The parameterization method for invariant manifolds iii: overview and applications. *Journal of Differential Equations*, 218(2):444–515, 2005.
- [5] M. Canadell and A. Haro. Parameterization method for computing quasi-periodic reducible normally hyperbolic invariant tori. In *Advances in differential equations and applications*, pages 85–94. Springer, 2014.
- [6] M. Canadell and À. Haro. A newton-like method for computing normally hyperbolic invariant tori. In *The Parameterization Method for Invariant Manifolds*, pages 187–238. Springer, 2016.
- [7] C. C. Canavier and S. Achuthan. Pulse coupled oscillators and the phase resetting curve. *Mathematical biosciences*, 226(2):77–96, 2010.
- [8] O. Castejón, A. Guillamon, and G. Huguet. Phase-amplitude response functions for transient-state stimuli. *The Journal of Mathematical Neuroscience*, 3(1):13, 2013.
- [9] R. Castelli, J.-P. Lessard, and J. D. Mireles James. Parameterization of invariant manifolds for periodic orbits i: Efficient numerics via the floquet normal form. *SIAM Journal on Applied Dynamical Systems*, 14(1):132–167, 2015.
- [10] B. Ermentrout. Type I membranes, phase resetting curves, and synchrony. *Neural computation*, 8(5):979–1001, 1996.
- [11] B. Ermentrout and D. Terman. *Mathematical foundations of neuroscience*. New York : Springer, 2010.
- [12] G. B. Ermentrout and N. Kopell. Multiple pulse interactions and averaging in systems of coupled neural oscillators. *Journal of Mathematical Biology*, 29(3):195–217, 1991.
- [13] N. Fenichel. Persistence and smoothness of invariant manifolds for flows. *Indiana Univ. Math. J.*, 21:193–226, 1971/1972.
- [14] N. Fenichel. Asymptotic stability with rate conditions. *Indiana Univ. Math. J.*, 23:1109–1137, 1973/74.

- [15] L. Glass and M. C. Mackey. *From clocks to chaos: the rhythms of life*. Princeton University Press, 1988.
- [16] L. Glass and A. . T. Winfree. Discontinuities in phase-resetting experiments. *American Journal of Physiology-Regulatory, Integrative and Comparative Physiology*, 246(2):R251–R258, 1984.
- [17] J. Guckenheimer. Isochrons and phaseless sets. *Journal of Mathematical Biology*, 1(3):259–273, 1975.
- [18] A. Guillamon and G. Huguet. A computational and geometric approach to phase resetting curves and surfaces. *SIAM Journal on Applied Dynamical Systems*, 8(3):1005–1042, 2009.
- [19] À. Haro, M. Canadell, J.-L. Figueras, A. Luque, and J.-M. Mondelo. *The Parameterization Method for Invariant Manifolds*. Springer, 2016.
- [20] A. Haro and R. de la Llave. Persistence of normally hyperbolic invariant manifolds, internal communication.
- [21] A. Haro and R. de la Llave. A parameterization method for the computation of invariant tori and their whiskers in quasi-periodic maps: numerical algorithms. *Discrete and Continuous Dynamical Systems Series B*, 6(6):1261, 2006.
- [22] A. Haro and R. de La Llave. A parameterization method for the computation of invariant tori and their whiskers in quasi-periodic maps: explorations and mechanisms for the breakdown of hyperbolicity. *SIAM Journal on Applied Dynamical Systems*, 6(1):142, 2007.
- [23] M. Hirsch, C. Pugh, and M. Shub. *Invariant manifolds*, volume 583 of *Lecture Notes in Math*. Springer-Verlag, Berlin, 1977.
- [24] F. C. Hoppensteadt and E. M. Izhikevich. *Weakly connected neural networks*, volume 126. Springer Science & Business Media, 2012.
- [25] G. Huguet and R. de la Llave. Computation of limit cycles and their isochrons: fast algorithms and their convergence. *SIAM Journal on Applied Dynamical Systems*, 12(4):1763–1802, 2013.
- [26] A. Mauroy and I. Mezić. On the use of fourier averages to compute the global isochrons of (quasi) periodic dynamics. *Chaos: An Interdisciplinary Journal of Nonlinear Science*, 22(3):033112, 2012.
- [27] C. Morris and H. Lecar. Voltage oscillations in the barnacle giant muscle fiber. *Biophysical journal*, 35(1):193–213, 1981.
- [28] K. Nipp and D. Stoffer. Attractive invariant mainfolds for maps: existence, smoothness and continuous dependence on the map. In *Research report/Seminar für Angewandte Mathematik*, volume 1992. Eidgenössische Technische Hochschule, Seminar für Angewandte Mathematik, 1992.

- [29] K. Nipp and D. Stoffer. Invariant manifolds in discrete and continuous dynamical systems. *EMS tracts in mathematics*, 21, 2013.
- [30] S. A. Oprisan and C. C. Canavier. The influence of limit cycle topology on the phase resetting curve. *Neural computation*, 14(5):1027–1057, 2002.
- [31] H. M. Osinga and J. Moehlis. Continuation-based computation of global isochrons. *SIAM Journal on Applied Dynamical Systems*, 9(4):1201–1228, 2010.
- [32] A. Pérez-Cervera, G. Huguet, and T. M-Seara. *Computation of Invariant Curves in the Analysis of Periodically Forced Neural Oscillators*. Springer, 2018.
- [33] J. Rinzel and G. B. Ermentrout. *Analysis of neural excitability and oscillations*. Cambridge, MA: MIT Press, 1989.
- [34] J. Rinzel and G. Huguet. Nonlinear dynamics of neuronal excitability, oscillations, and coincidence detection. *Comm. Pure Appl. Math.*, 66(9):1464–1494, 2013.
- [35] N. W. Schultheiss, A. A. Prinz, and R. J. Butera. *Phase response curves in neuroscience: theory, experiment, and analysis*. Springer Science & Business Media, 2011.
- [36] R. M. Smeal, G. B. Ermentrout, and J. A. White. Phase-response curves and synchronized neural networks. *Philosophical Transactions of the Royal Society of London B: Biological Sciences*, 365(1551):2407–2422, 2010.
- [37] K. C. Wedgwood, K. K. Lin, R. Thul, and S. Coombes. Phase-amplitude descriptions of neural oscillator models. *The Journal of Mathematical Neuroscience*, 3(1):2, 2013.
- [38] D. Wilson and B. Ermentrout. Greater accuracy and broadened applicability of phase reduction using isostable coordinates. *Journal of mathematical biology*, 76(1-2):37–66, 2018.
- [39] D. Wilson and J. Moehlis. Extending phase reduction to excitable media: theory and applications. *SIAM Review*, 57(2):201–222, 2015.
- [40] D. Wilson and J. Moehlis. Isostable reduction of periodic orbits. *Physical Review E*, 94(5):052213, 2016.
- [41] H. R. Wilson and J. D. Cowan. Excitatory and inhibitory interactions in localized populations of model neurons. *Biophysical journal*, 12(1):1–24, 1972.
- [42] A. Winfree. Patterns of phase compromise in biological cycles. *Journal of Mathematical Biology*, 1(1):73–93, 1974.

A Appendix. Numerical algorithms

In this Section we review the numerical algorithms introduced in [19] to compute the parameterization of an invariant curve Γ_A of a given map $F := F_A$ as well as the dynamics on the curve, i.e. $f := F|_{\Gamma_A}$. We present the algorithms in a format that is ready for numerical implementation and we refer the reader to [19, 32] for more details.

The method to compute the invariant curve consists of looking for a map $K : \mathbb{T} \rightarrow \mathbb{R}^2$ and a scalar function $f : \mathbb{T} \rightarrow \mathbb{T}$ satisfying the invariance equation:

$$F(K(\theta)) = K(f(\theta)). \quad (63)$$

In order to solve equation (63) by means of a Newton-like method, one needs to compute alongside the invariant normal bundle of K , denoted by N , respectively, and its linearised dynamics Λ_N , which satisfies the following invariance equation:

$$DF(K(\theta))N(\theta) = DK(f(\theta))\Lambda_N(\theta). \quad (64)$$

Thus, the main algorithm provides a Newton method to solve equations (63) and (64) altogether. Thus, at step i of the Newton method one computes successive approximations K^i, f^i, N^i and Λ_N^i of K, f, N and Λ_N . The algorithm is stated as follows:

Algorithm A.1. Main algorithm to solve equation (63)-(64). Given $K(\theta), f(\theta), f^{-1}(\theta), N(\theta)$ and $\Lambda_N(\theta)$, approximate solutions of equations (63) and (64), perform the following operations:

1. Compute the corrections $\Delta K(\theta)$ and $\Delta f(\theta)$ by using algorithm A.2.
2. Update $K(\theta) \leftarrow K(\theta) + \Delta K(\theta)$ $f(\theta) \leftarrow f(\theta) + \Delta f(\theta)$.
3. Compute the inverse function $f^{-1}(\theta)$ using algorithm A.3.
4. Compute $DK(\theta)$ and $Df(\theta)$.
5. Compute the corrections $\Delta N(\theta)$ and $\Delta \Lambda_N(\theta)$ by using algorithm A.5.
6. Update $N(\theta) \leftarrow N(\theta) + \Delta N(\theta)$ $\Lambda_N(\theta) \leftarrow \Lambda_N(\theta) + \Delta \Lambda_N(\theta)$.
7. Compute $E = F \circ K - K \circ f$ and repeat steps 1-6 until E is smaller than the established tolerance.

Next, we provide the sub-algorithms for algorithm A.1.

Algorithm A.2. Correction of the approximate invariant curve. Given $K(\theta), f(\theta), f^{-1}(\theta), N(\theta)$ and $\Lambda_N(\theta)$, an approximate solution of equations (63) and (64) perform the following operations:

1. Compute $E(\theta) = F(K(\theta)) - K(f(\theta))$.
2. Compute $P(f(\theta)) = \left(DK(f(\theta))|N(f(\theta)) \right)$

3. Compute $\eta(\theta) = \begin{pmatrix} \eta_T(\theta) \\ \eta_N(\theta) \end{pmatrix} = -(P(f(\theta)))^{-1} E(\theta)$.
4. Compute $f^{-1}(\theta)$ using algorithm A.3.
5. Solve for ξ the equation $\eta_N(f^{-1}(\theta)) = \Lambda_N(f^{-1}(\theta))\xi(f^{-1}(\theta)) - \xi(\theta)$ by using algorithm A.4.
6. Set $\Delta f(\theta) \leftarrow -\eta_T(\theta)$.
7. Set $\Delta K(\theta) \leftarrow N(\theta)\xi(\theta)$.

Algorithm A.3. Refine $f^{-1}(\theta)$. Given a function $f(\theta)$, its derivative $Df(\theta)$ and an approximate inverse function $f^{-1}(\theta)$, perform the following operations:

1. Compute $e(\theta) = f(f^{-1}(\theta)) - \theta$.
2. Compute $\Delta f^{-1}(\theta) = -\frac{e(\theta)}{Df(f^{-1}(\theta))}$.
3. Set $f^{-1}(\theta) \leftarrow f^{-1}(\theta) + \Delta f^{-1}(\theta)$.
4. Repeat steps 1-3 until $e(\theta)$ is smaller than a fixed tolerance.

Algorithm A.4. Solution of a fixed point equation. Given an equation on the form $B(\theta) = A(\theta)\eta(g(\theta)) - \eta(\theta)$ with A, B, g known and $\|A\| < 1$, perform the following operations:

1. Set $\eta(\theta) \leftarrow B(\theta)$.
2. Compute $\eta(g(\theta))$.
3. Set $\eta(\theta) \leftarrow A(\theta)\eta(g(\theta)) + \eta(\theta)$.
4. Repeat steps 2 and 3 until $|A(\theta)\eta(g(\theta))|$ is smaller than the established tolerance.

Algorithm A.5. Correction of the stable normal bundle. Given $K(\theta)$, $f(\theta)$, $N(\theta)$ and $\Lambda_N(\theta)$, an approximate solution of equations (63) and (64) perform the following operations:

1. Compute $E_N(\theta) = DF(K(\theta))N(\theta) - \Lambda_N(\theta)N(f(\theta))$.
2. Compute $P(f(\theta)) = (DK(f(\theta)) \quad N(f(\theta)))$
3. Compute $\zeta(\theta) = \begin{pmatrix} \zeta_T(\theta) \\ \zeta_N(\theta) \end{pmatrix} = -(P(f(\theta)))^{-1} E_N(\theta)$.
4. Solve for Q the equation $Df^{-1}(\theta)\zeta_T(\theta) = Df^{-1}(\theta)\Lambda_N(\theta)Q(f(\theta)) - Q(\theta)$ by using algorithm A.4.
5. Set $\Delta_N(\theta) \leftarrow \zeta_N(\theta)$.
6. Set $\Delta N(\theta) \leftarrow DK(\theta)Q(\theta)$.

Remark: Since our functions are defined on \mathbb{T} we will use Fourier series to compute the derivatives and composition of functions.

Of course, the main algorithm requires the knowledge of an approximated solution for equations (63)-(64). In our case, we can always use the limit cycle of the unperturbed system as an approximated solution for the invariant curve. However, for the normal bundle we cannot use the one obtained from the unperturbed limit cycle Γ_0 .

The following algorithm provides an initial seed for algorithm A.1:

Algorithm A.6. Computation of initial seeds. *Given a planar vector field $\dot{x} = X(x)$, having an attracting limit cycle $\gamma(t)$ of period T , perform the following operations:*

1. *Compute the fundamental matrix $\Phi(t)$ of the first variational equation along the periodic orbit.*
2. *Obtain the characteristic multiplier $\lambda \neq 1$ and its associated eigenvector v_λ from $\Phi(T)$.*
3. *Set $N(\theta) \leftarrow \Phi(T\theta)v_\lambda e^{\lambda\theta}$.*
4. *Set $\Lambda_N(\theta) \leftarrow e^{\frac{\lambda T'}{T}}$.*
5. *Set $K(\theta) \leftarrow \gamma(T\theta)$, $DK(\theta) = TX(\gamma(T\theta))$.*
6. *Set $f(\theta) \leftarrow \theta + \frac{T'}{T}$, $f^{-1}(\theta) \leftarrow \theta - \frac{T'}{T}$, $Df(\theta) = 1$.*

Given a family of maps F_A such that the solution for F_0 is known (see algorithm A.6), it is standard to set a continuation scheme to compute the solutions for the other values of A . Thus, assuming that the solution for $A = A^*$ is known, one can take this solution as an initial seed to solve equations for F_{A^*+h} , with h small, using the Newton-like method described in Algorithm A.1. However, one can perform an extra step to refine the initial seed values of K_{A^*} and f_{A^*} for F_{A^*+h} , which is described in algorithm A.7.

Algorithm A.7. Refine an initial seed. *Given $K_A(\theta)$, $f_A(\theta)$, $N_A(\theta)$ and $\Lambda_{N,A}(\theta)$ a solution of equations (63)-(64) for $F = F_A$, perform the following operations:*

1. *Compute $E(\theta) = \frac{\partial F_A}{\partial A}(K_A(\theta))$.*
2. *Compute $\eta(\theta) = \begin{pmatrix} \eta_T(\theta) \\ \eta_N(\theta) \end{pmatrix} = -(P(f_A(\theta)))^{-1}E(\theta)$.*
3. *Solve for ξ the equation $\xi(\theta) = \Lambda_N(f_A^{-1}(\theta))\xi(f_A^{-1}(\theta)) - \eta_N(f_A^{-1}(\theta))$ by using algorithm A.4.*
4. *Set $K_{A+h}(\theta) \leftarrow K_A(\theta) + N_A(\theta)\xi(\theta) \cdot h$, $f_{A+h}(\theta) \leftarrow f_A(\theta) - \eta_T(\theta) \cdot h$.*

Remark: $\frac{\partial F}{\partial A}(K_A(\theta))$ is computed using variational equations with respect to the amplitude.

The numerical continuation scheme for our problem is described in the following Algorithm:

Algorithm A.8. Numerical continuation. Consider a family of maps F_A , such that F_0 is the time- T map of a planar autonomous system having a hyperbolic attracting limit cycle of period T . Perform the following operations:

1. Compute a solution $K_0(\theta)$, $f_0(\theta)$, $N_0(\theta)$ and $\Lambda_{N,0}(\theta)$ of equations (63)-(64) for $F = F_0$ using algorithm A.6.
2. Set $A = 0$.
3. Using K_A , f_A , N_A , $\Lambda_{N,A}$ compute an initial seed for F_{A+h} using algorithm A.7
4. Find a solution of equations (63)-(64) for $F = F_{A+h}$ using algorithm A.1.
5. Set $A \leftarrow A + h$.
6. Repeat steps 3-5 until A reaches the desired value.