

Memory Efficient Experience Replay for Streaming Learning

Tyler L. Hayes[†], Nathan D. Cahill[†], and Christopher Kanan[†]

Abstract—In supervised machine learning, an agent is typically trained once and then deployed. While this works well for static settings, robots often operate in changing environments and must quickly learn new things from data streams. In this paradigm, known as streaming learning, a learner is trained online, in a single pass, from a data stream that cannot be assumed to be independent and identically distributed (iid). Streaming learning will cause conventional deep neural networks (DNNs) to fail for two reasons: 1) they need multiple passes through the entire dataset; and 2) non-iid data will cause catastrophic forgetting. An old fix to both of these issues is rehearsal. To learn a new example, rehearsal mixes it with previous examples, and then this mixture is used to update the DNN. Full rehearsal is slow and memory intensive because it stores all previously observed examples, and its effectiveness for preventing catastrophic forgetting has not been studied in modern DNNs. Here, we describe the ExStream algorithm for memory efficient rehearsal and compare it to alternatives. We find that full rehearsal can eliminate catastrophic forgetting in a variety of streaming learning settings, with ExStream performing well using far less memory and computation.

I. INTRODUCTION

Often, a robot needs to quickly learn something new. For example, a child might teach a toy robot her new friends' names and immediately test it. While deep neural networks (DNNs) are state-of-the-art for machine perception tasks, conventional models are ill-suited for this example. They learn slowly via multiple passes through a fixed training dataset, and they cannot easily be updated without suffering from catastrophic forgetting [23]. We endeavor to overcome these problems to enable DNNs to be used for streaming classification¹. In streaming classification,

- 1) New knowledge can be used immediately,
- 2) Learners see each labeled instance only once,
- 3) The data stream may be non-iid and structured, and
- 4) Learners must limit their memory usage.

Streaming classification is distinct from incremental batch learning, which has recently received much attention [40], [41], [48], [53], [64], [73], and it has unique challenges. Streaming classification is needed by robots that must quickly learn and make inferences in changing environments.

In streaming classification, a learner receives a temporally ordered sequence of *possibly* labeled input feature vectors $(\mathbf{x}_1, y_1), (\mathbf{x}_2, y_2), \dots, (\mathbf{x}_T, y_T)$, i.e., $\mathcal{D} = \{(\mathbf{x}_t, y_t)\}_{t=1}^T$, where

^{*}This work was supported by a DARPA/ARL L2M grant [W911NF-18-2-0263] and an ONR grant [N00173-18-P-0106]. The views and conclusions contained herein are those of the authors and should not be interpreted as representing the official policies or endorsements of any sponsor.

[†]Carlson Center for Imaging Science, Rochester Institute of Technology, Rochester, NY 14623, USA {t1h6792, ndcsma, kanan}@rit.edu

¹Streaming learning is sometimes also called single pass online learning.

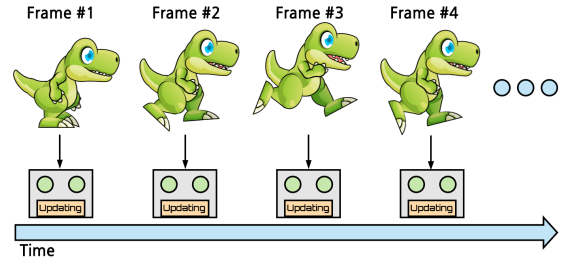


Fig. 1. A robot may frequently encounter non-iid streams of labeled data, e.g., when learning to recognize a particular object in its environment from multiple different views, a robot would receive many temporally ordered examples of the same class. Streaming learning addresses this situation.

$\mathbf{x}_t \in \mathbb{R}^d$ and y_t is a class label (see Fig. 1). Any y_t that is not given must be predicted by the learner from \mathbf{x}_t using the classification model built from the data observed from time 1 to $t - 1$. In this paper, we study how to do streaming classification in DNNs using memory efficient rehearsal.

In the 1980s, researchers realized updating a DNN with new information often results in catastrophic forgetting of previously learned information [58]. Rehearsal is one of the earliest methods for preventing this phenomenon [50]. Rehearsal, also known as replay and interleaved learning [57], limits catastrophic forgetting by mixing past experience with new data [50]. Originally, it was implemented by mixing an identical copy of *all* previously seen examples with new data, and then this mixture was used to fine-tune the network with the new information. While full rehearsal has been used recently [26], it has not been rigorously studied in recent DNN models. Rather than updating a DNN with a mixture of all previously observed data, we instead explore using memory limited buffers to update a DNN with a compressed set of prototypes.

This paper makes the following contributions:

- We rigorously examine the efficacy of rehearsal for streaming classification using benchmarks designed to induce catastrophic forgetting in DNNs.
- We propose new metrics for streaming classification.
- We show that full rehearsal stops catastrophic forgetting.
- We study six distinct methods for making rehearsal memory efficient, including streaming clustering.
- We introduce ExStream, a streaming learning framework for memory efficient rehearsal.

II. RELATED WORK

A. Catastrophic Forgetting

Catastrophic forgetting is the dramatic loss of previously learned knowledge that often occurs when a DNN is incrementally trained with non-iid data [23]. Catastrophic forgetting is a result of the stability-plasticity dilemma [1]; that is, the network must maintain a balance between plasticity to acquire new knowledge and synaptic stability to maintain previously learned information. Learning a new task requires weights to change, and can cause representations needed for other tasks to be lost.

Besides rehearsal, there are four other major ways to mitigate catastrophic forgetting in DNNs [41]: 1) regularization, 2) ensembling, 3) sparse-coding, and 4) dual-memory models. Regularization constrains weight updates so they do not interfere with previous learning [35], [42], [48], [55], [73]. Ensembling methods train multiple models and combine their outputs to make predictions [17], [21], [62], [65], [70]. Sparse-coding methods reduce the chance of new representations interfering with older representations [16]. Dual-memory models are a brain-inspired approach that use two networks [26], [40]: one that learns fast inspired by the hippocampus and one that learns slowly inspired by the neocortex [59]. The fast learner is then used to train the slow learner, similar to the storage buffer in rehearsal methods.

For incremental batch learning, Kemker et al. [41] showed that there was a large gap between all of these methods and an offline baseline, but GeppNet [26], a rehearsal-based method, was best². Here, we adapt rehearsal to enable streaming classification in DNNs.

B. Incremental Batch Learning

In incremental batch learning, a labeled training dataset \mathcal{D} is organized into T distinct *batches* that are possibly non-iid, i.e., $\mathcal{D} = \bigcup_{t=1}^T B_t$. The learner sequentially observes each batch consisting of N_t labeled training pairs, i.e., $B_t = \{(\mathbf{x}_i, y_i)\}_{i=1}^{N_t}$, where $\mathbf{x}_i \in \mathbb{R}^d$ is a training example and y_i is the associated label. During time t , the learner is only allowed to learn examples from B_t . This training paradigm has recently been heavily studied [21], [40], [48], [53], [64], [73]. Streaming learning takes incremental batch learning a step further by imposing the following constraints: 1) the batch size is equal to one, i.e., $N_t = 1$, 2) the learner is only allowed a single pass through the labeled dataset, and 3) the learner may be evaluated at any time during training.

C. Streaming Learning

Streaming learning differs from incremental batch learning, because it requires learning quickly from individual instances. Streaming learning has been heavily studied in unsupervised clustering, where methods can be broken up into several categories. Partitioning algorithms separate points into j disjoint clusters by minimizing an objective function [2], [20], [28], [43]. Micro-clustering algorithms first

²Although GeppNet uses rehearsal, it is not a traditional DNN and it is not designed for streaming learning, so we do not compare against it.

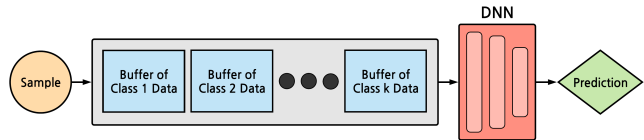


Fig. 2. Rehearsal was developed almost 30 years ago to enable streaming learning in neural networks. In rehearsal, catastrophic forgetting is prevented by mixing previously observed examples with more recent examples during training. Here, a sample is fed into the streaming learner. The learner then adds/merges the sample with the appropriate class. All prototypes from the streaming buffers are then collected and used to update the DNN, before a final prediction is made.

generate local clusters based on the data stream directly, then these micro-clusters are clustered themselves to generate a global clustering (macro-clusters) [3], [5], [22], [45], [67], [75]. Density-based algorithms cluster data that lie in high-density regions of feature space together, while labeling points in low-density regions as outliers [8], [10], [15], [29], [47]. Since many data streams are high-dimensional, there is also work focused on projected subspace clustering [4], [14], [33], [60]. Here, we use stream clustering to maintain rehearsal buffers for streaming classification with DNNs.

While almost no work has been done on streaming classification with DNNs, there are streaming classifiers. Many are based on Hoeffding Decision Trees [6], [18], [25], [36], [37], [38], [39], [56], [63] or ensemble methods [7], [9], [27], [44], [46], [51], [54], [61], [70], [72]. Both approaches are slow to train [24]. ARTMAP networks [11], [12], [13], [71] are another approach and they learn faster. However, none of these methods learn shared representations or constrain resource usage [24]. For high-dimensional datasets, they all typically perform worse than offline DNNs.

III. MEMORY EFFICIENT REHEARSAL

Full rehearsal, as originally proposed, limits catastrophic forgetting by mixing *all* older examples with new examples to be learned. While prior work did not evaluate full rehearsal rigorously, it is not resource efficient in terms of storage or computation. For a resource constrained robot designed to learn and operate over a long period of time, full rehearsal is not a workable solution. However, training examples often have significant redundancy, so rather than storing all prior examples, a smaller number of prototypes that capture most of the intra-class variance could be stored instead.

We adapt rehearsal to K -way classification by having K class-specific buffer data structures, where each buffer contains at most b prototypes. These buffers are updated in a streaming fashion and the data stored in them is used to update (fine-tune) a DNN for classification (see Fig. 2).

When a labeled example (\mathbf{x}_t, y_t) is observed, first the appropriate buffer is updated. If the buffer is not full, then \mathbf{x}_t is simply copied into the buffer for class y_t . Otherwise, elements in this buffer must be compressed or removed to make room for encoding \mathbf{x}_t . After updating the buffer, data from all buffers is used to update the DNN. We update the DNN using one iteration of gradient descent for each

prototype, with the order of the prototypes chosen randomly. In our experiments, after updating we evaluate the DNN on all of the test data. Since we are maintaining buffers in a streaming setting, the order of the data stream will impact the prototypes being stored, thus affecting the classification results. For this reason, we have designed several experiments, described in Sec. IV and Sec. V, that evaluate how well models perform in different ordering scenarios.

We explore six different buffers for memory limited rehearsal, and we vary the fixed capacity b . We use four streaming clustering methods: 1) our new Exemplar Streaming algorithm, ExStream; 2) a version of Online k -means [43]; 3) the micro-cluster-based CluStream method [3]; and 4) the projected micro-clustering method known as HPStream [4]. We also use two replacement methods: 1) reservoir sampling [68] and 2) a first-in, first-out queue.

A. Stream Clustering Buffers

1) *ExStream*: We introduce a partitioning-based method for stream clustering that we call the Exemplar Streaming (ExStream) algorithm. In addition to storing clusters, ExStream also stores counts that tally the total number of points in each cluster. Once a class-specific buffer is full and a new example (\mathbf{x}_t, y_t) streams in, the two closest clusters in the buffer for class y_t are found using the Euclidean distance metric and merged together using

$$\mathbf{w}_i \leftarrow \frac{c_i \mathbf{w}_i + c_j \mathbf{w}_j}{c_i + c_j}, \quad (1)$$

where \mathbf{w}_i and \mathbf{w}_j are the two closest clusters and c_i and c_j are their associated counts. Subsequently, the counter at c_i is updated as the sum of the counts at locations i and j and the new point is inserted into the buffer at location j . That is, $c_i \leftarrow c_i + c_j$ and $\mathbf{w}_j \leftarrow \mathbf{x}_t$ with $c_j = 1$. Source code is at: <https://github.com/tyler-hayes/ExStream>.

2) *Online k -means*: This is a partitioning-based heuristic for an online variant of the traditional k -means clustering algorithm [49]. This heuristic is sometimes referred to as Learning Vector Quantization [43]. Similar to ExStream, this method stores a counter for each exemplar that counts how many points have been added to that exemplar/cluster. After the buffer is full, when a new example (\mathbf{x}_t, y_t) is observed, the index i of the closest exemplar to \mathbf{x}_t in that buffer is found using the Euclidean distance metric. It is then updated by

$$\mathbf{w}_i \leftarrow \frac{c_i \mathbf{w}_i + \mathbf{x}_t}{c_i + 1}, \quad (2)$$

where \mathbf{w}_i is the closest stored exemplar in the buffer for class y_t and c_i is the counter associated with \mathbf{w}_i . Subsequently, the counter c_i is incremented by one.

3) *CluStream*: The stream clustering approach, CluStream [3], uses the *cluster feature vector* structure [74] for maintaining sets of micro-clusters online. When a point streams into the model, the distance of that point is computed to every micro-cluster. Once the closest micro-cluster is found, the *maximal boundary factor* of that cluster is computed. If the distance from the point to that micro-cluster is within the boundary, the point is added to that cluster,

otherwise a new cluster is created with only that point and then either the least recently updated cluster is removed, or the two closest clusters are merged. This method is not designed to handle high-dimensional data streams.

4) *HPStream*: The High-dimensional Projected Stream (HPStream) algorithm [4] is a micro-cluster-based projected clustering method for high-dimensional data. Similar to CluStream, the method uses a *faded cluster structure* [4] to store statistics representative of each micro-cluster. The main advantage of the HPStream algorithm is that it maintains a *bit vector* for each micro-cluster that indicates the relevant dimensions for projected clustering of the associated cluster. When a new point, (\mathbf{x}_t, y_t) , arrives, the algorithm first computes the bit vector for each cluster. The index of the closest micro-cluster to \mathbf{x}_t is found and the *limiting radius* of that micro-cluster is computed. If the distance from \mathbf{x}_t to the micro-cluster is smaller than the limiting radius, the point is added to the cluster, otherwise the least recently updated cluster is replaced by the new sample.

B. Replacement Buffers

We compare the stream clustering buffers to two simple replacement baselines. For both methods, rather than compressing using clustering, they replace a stored prototype with the new input.

1) *Reservoir Sampling*: This is the traditional method for maintaining a buffer (reservoir) of random samples in an online fashion [68]. Data from a stream of length M flow into the model, sample by sample, until a class-specific buffer of size b is full. After a class-specific buffer is full and a new sample from that class arrives, the new sample has a probability b/M of replacing an existing sample.

2) *First-In, First-Out Queue*: This is one of the most popular strategies for maintaining exemplars, and was recently used for incremental batch learning in [53]. In this model, data streams in until a class-specific buffer is full. Once a new sample from that class arrives, it replaces the oldest example in that class-specific buffer.

C. Baselines

We compare the memory limited streaming methods against three baselines:

1) *No Buffer*: This method trains the DNN sample by sample with a single pass through the entire labeled dataset.

2) *Full Rehearsal*: This method stores all training examples in an unbound buffer as they stream in and uses those examples to fine-tune the DNN.

3) *Offline DNN*: This is a conventional offline DNN trained from scratch on all training data. This serves as an approximate upper bound for all experiments.

IV. EVALUATION PROTOCOL

We evaluate all methods in four different paradigms: 1) the data stream is randomly shuffled (iid), 2) the data stream is organized by class, 3) the data stream is temporally ordered by object instances (non-iid), and 4) the data stream is temporally ordered by object instances by class (non-iid). Paradigms 2 – 4 will cause catastrophic forgetting in




Fig. 3. Example images from each of the datasets used for evaluation.

conventional DNNs [41]. For all paradigms, the model is required to learn sample-by-sample and is only allowed one pass through the entire training set. Every time it learns, we evaluate the model on all test data.

A. Performance Metrics

A streaming learner must be evaluated on its ability to learn quickly from possibly non-iid data streams. Kemker et al. recently introduced a metric for measuring the performance of incremental batch learners with respect to an offline baseline [41], and we apply this metric to streaming learning here. Overall performance of a streaming learning method with buffer size b is given by:

$$\Omega_b = \frac{1}{T} \sum_{t=1}^T \frac{\alpha_t}{\alpha_{\text{offline},t}}, \quad (3)$$

where α_t is the performance of the streaming classifier at time t , $\alpha_{\text{offline},t}$ is the performance of an optimized offline baseline at time t , and T is the total number of testing events. An Ω_b value of 1 indicates that the streaming classifier performed as well as the offline model. It is possible for Ω_b to be greater than one, indicating that the streaming learner performed better than the offline model. Ω_b captures how well a model performs at various times during training, and because it is normalized, it is easier to compare performance across datasets/orderings.

To evaluate each method's performance over a range of different buffer sizes, we use the metric given by:

$$\mu_{\text{total}} = \frac{1}{|\mathcal{B}|} \sum_{b \in \mathcal{B}} \Omega_b, \quad (4)$$

where \mathcal{B} is the set of all buffer sizes tested. μ_{total} is an average over all buffer sizes tested. If $\mu_{\text{total}} = 1$, then a model performed as well as the offline model for all buffer sizes.

B. Datasets

We use two types of datasets for our experiments. The first type consists of two streaming learning datasets, iCub World 1.0 [19] and CORE50 [52]. These datasets are specifically designed for streaming learning and test the ability of each algorithm to learn from near real-time videos with temporal dependence. The second type is a fine-grain object recognition dataset with few training examples from 200 classes, i.e., CUB-200-2011 [69], which tests the ability of each algorithm to scale up to a large number of classes. Example images are provided in Fig. 3. For input features, we

use embeddings from the ResNet-50 [34] deep convolutional neural network (CNN) pre-trained on ImageNet-1K [66]. We use the 2048-dimensional features from the final mean pooling layer normalized to unit length.

1) *iCub World 1.0*: iCub1 is an object recognition dataset that contains household objects from ten different object categories [19]. Within each category, there are four particular object instances with roughly 200 images each, which are the frames from a video of a person moving the object around. iCub1 is ideal for streaming learning because it requires learning from temporally ordered image sequences, which is naturally non-iid. In experiments, we use $\mathcal{B} = \{2^1, 2^2, \dots, 2^8\}$. Overall, iCub1 has 10 classes, with 600-602 training images and 200-201 testing images per class.

2) *CORE50*: CORE50 [52] is similar to iCub1, and both have 10 classes. However, CORE50 is more realistic since each class is made of 5 object instances and each is observed during 11 differing sessions (indoor, outdoor, various backgrounds, etc.). Each session contains a roughly 15 second video clip recorded at 20 fps. We use the cropped 128×128 images and the train/test split suggested in [52], but sample the videos at 1 fps. The set of buffer sizes we use for each class is $\mathcal{B} = \{2^1, 2^2, \dots, 2^8\}$. This version of the dataset contains 10 classes, with 591-600 training images and 221-225 testing images per class.

3) *CUB-200-2011*: The Caltech-UCSD Birds-200 image classification dataset consists of 200 different species of birds with roughly 30 training images per class [69]. We use CUB-200 to examine how well models scale to a larger number of categories. We use $\mathcal{B} = \{2^1, 2^2, \dots, 2^4\}$.

V. RESULTS

Table I shows the μ_{total} summary statistic for each model over all buffer sizes evaluated. Standard deviations were omitted due to space constraints, but they can be seen in the plots. For HPStream, ℓ represents the number of projected dimensions used in clustering. We chose projected dimensions that consisted of 50% and 75% of the 2048-dimensional features. The cluster structures used by CluStream and HPStream require *twice* the amount of memory to maintain the same number of clusters as the other prototype methods. We ensured all algorithms stored the same number of clusters, independent of the total amount of memory required. The offline DNN baseline performance is 79.47%, 81.66%, and 69.57% for iid orderings of iCub1, CORE50, and CUB-200, respectively. See Appendix for more details.

TABLE I

μ_{TOTAL} RESULTS. THE TOP PERFORMER FOR EACH EXPERIMENT IS HIGHLIGHTED IN **BOLD**. VALUES WITHIN ONE STANDARD DEVIATION OF THE TOP PERFORMER ARE HIGHLIGHTED IN **BLUE**. NOTE THAT WHEN EXSTREAM WAS BEST, NO METHODS WERE WITHIN ONE STANDARD DEVIATION.

Method	iid Ordered				Class iid Ordered				Instance Ordered			Class Instance Ordered			Overall
	iCub1	CORe50	CUB-200	Mean	iCub1	CORe50	CUB-200	Mean	iCub1	CORe50	Mean	iCub1	CORe50	Mean	Mean
Reservoir Sampling	0.902	0.857	0.690	0.816	0.898	0.809	0.696	0.801	0.932	0.891	0.912	0.902	0.799	0.851	0.838
Queue	0.960	0.959	0.703	0.874	0.866	0.760	0.702	0.776	0.810	0.911	0.861	0.733	0.677	0.705	0.808
Online k -means	0.914	0.893	0.768	0.858	0.955	0.927	0.769	0.884	0.967	0.903	0.935	0.915	0.892	0.904	0.890
CluStream	0.860	0.805	0.667	0.777	0.925	0.822	0.673	0.807	0.847	0.767	0.807	0.716	0.717	0.717	0.780
HPStream ($\ell = 1024$)	0.916	0.874	0.754	0.848	0.955	0.916	0.753	0.875	0.960	0.877	0.919	0.883	0.879	0.881	0.877
HPStream ($\ell = 1536$)	0.919	0.889	0.762	0.857	0.951	0.923	0.763	0.879	0.968	0.894	0.931	0.914	0.883	0.899	0.887
ExStream	0.953	0.951	0.789	0.898	0.953	0.868	0.790	0.870	0.989	0.950	0.970	0.969	0.882	0.926	0.909
No Buffer	0.616	0.808	0.034	0.486	0.312	0.324	0.034	0.223	0.206	0.162	0.184	0.320	0.327	0.324	0.314
Full Rehearsal	0.977	0.984	0.951	0.971	1.004	1.001	0.955	0.987	1.006	1.033	1.020	1.001	1.011	1.006	0.992
Offline	1.000	1.000	1.000	1.000	1.000	1.000	1.000	1.000	1.000	1.000	1.000	1.000	1.000	1.000	1.000

A. Streaming iid Data

The first experiment evaluates how well a streaming learner is able to learn quickly from a randomly shuffled data stream. Although this scenario is less realistic for a robotic learner, it resembles typical DNN training and should be easiest. See Fig. 4 for plots of Ω_b for this experiment.

Queue replacement performs best on the two streaming datasets, but ExStream performs best overall and on the harder CUB-200 dataset. We hypothesize the high performance of the queue model is because storing each sample as it comes in and then training a DNN on those iid samples is very similar to performing offline mini-batch stochastic gradient descent. With the exception of CluStream, which is not designed for high-dimensional data streams, all of the stream clustering methods yield significant performance advantages on the CUB-200 dataset, especially for small buffer sizes, demonstrating the efficacy of these algorithms.

B. Streaming Class iid Data

The second experiment evaluates how well a learner is able to learn new classes over time. In this scenario, the data stream is organized by class, but the images for each class are randomly shuffled. Once an agent learns a class, it will never see that class again. This training paradigm is popular in incremental batch learning literature [48], [53], [64], and will cause catastrophic forgetting in conventional DNNs. See Fig. 4 for Ω_b plots for this experiment.

The best overall model was Online k -means, closely followed by ExStream and HPStream. ExStream again worked best on the harder CUB-200 dataset, performed well on iCub1, and also performed fairly well for small buffer sizes on CORe50. The plots in Fig. 4 demonstrate the advantage of Online k -means, HPStream, and ExStream over the other algorithms, especially for small buffer sizes.

C. Streaming Instance Data

The third experiment evaluates a learner in the most realistic robotic scenario. In this non-iid setting, the data stream is temporally ordered by object instances of different classes. While the agent cannot revisit previous object instances, objects from the same class may be observed at different

times during training. That is, the agent may observe 50 images of dog #1, then observe 10 images of cat #3, and then observe 25 images of dog #2, etc. This training paradigm will cause catastrophic forgetting in conventional DNNs. Fig. 5 contains plots of Ω_b versus buffer size for this experiment.

ExStream worked best overall. ExStream, Online k -means, and HPStream outperformed all other models on iCub1 for small buffer sizes. It is worth noting that CluStream performed better than full rehearsal for a buffer size of 2^8 on CORe50. This result could indicate that CluStream needs larger buffer sizes. Since we are trying to explore memory efficient rehearsal, we are more interested in results where methods perform well with small buffer sizes.

D. Streaming Class Instance Data

The final experiment is a combination of the class and instance experiments where data are temporally ordered based on specific object instances within classes. That is, the robot would see all frames of all objects for class #1, then all frames of all objects for class #2, etc. In Fig. 5, we provide plots of Ω_b as a function of buffer size for this experiment. ExStream performs best overall, although it performs slightly worse than Online k -means on CORe50.

VI. DISCUSSION

We rigorously demonstrated that full rehearsal suffices for mitigating catastrophic forgetting in streaming learning paradigms designed to induce it when using high-resolution image datasets. For memory-limited rehearsal methods, we found that all were effective when the buffer was large and that there was more variance when the buffer was small. ExStream performed best across experiments, on average. ExStream requires half the memory of CluStream and HPStream, and it does not require any hyper-parameter tuning. Additionally, storing the new point rather than always merging it is particularly advantageous in the iid and several non-iid scenarios, where ExStream outperforms Online k -means. In the iid paradigm, queue worked surprisingly well, but it performed comparatively poorly for other orderings.

Stream clustering techniques designed for high-dimensional data performed best for non-iid data and

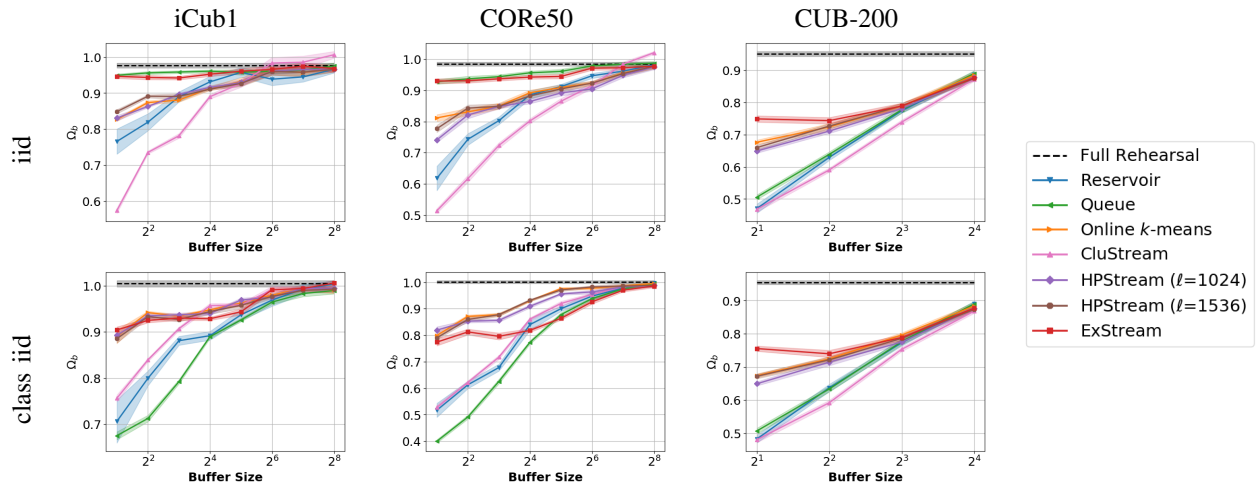


Fig. 4. Plots of Ω_b as a function of buffer size for the iid and class iid data orderings.

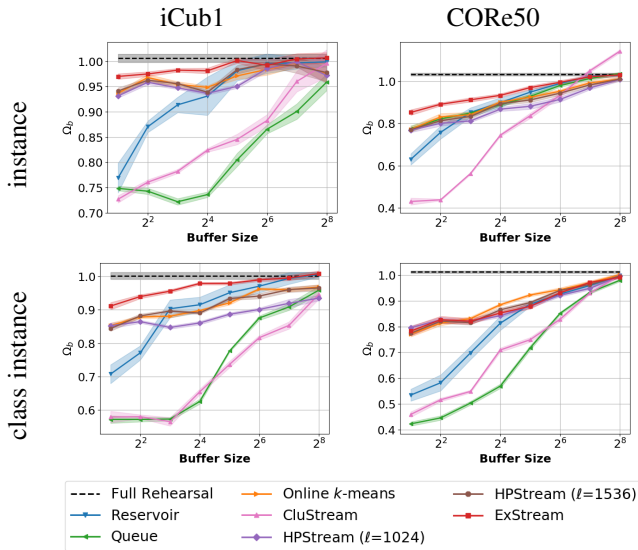


Fig. 5. Plots of Ω_b as a function of buffer size for the instance and class instance data orderings.

maintained more consistent performance across both iid and non-iid data orderings. Stream clustering methods boosted performance on the more challenging CUB-200 dataset, especially with smaller buffer sizes. Performing better with smaller buffer sizes reduces the amount of memory and computational time necessary for learning with rehearsal, which is critical for learning on embedded devices. Future work should investigate methods for choosing *subsets* of prototypes for training the DNN, as it is often slow to train with the entire buffer contents. Smart prototype selection strategies may improve performance by training the DNN on the most useful prototypes at a particular time-step.

We assumed a fixed buffer size per class, so adding more classes increases memory requirements. In the future, we plan to investigate using a single, fixed capacity, memory buffer shared among classes, enabling models to scale to larger datasets. Different classes could have differing num-

bers of prototypes, which may help with class imbalanced datasets. This approach could be extended to streaming regression tasks. It would also be interesting to explore learning an exemplar storage policy for optimizing rehearsal.

VII. CONCLUSION

Here, we demonstrated the effectiveness of rehearsal for mitigating catastrophic forgetting during streaming learning with DNNs. We also showed that rehearsal can be done in a memory efficient way by introducing the ExStream algorithm, and we demonstrated its efficacy on high-resolution datasets. ExStream is easy to implement, memory efficient, and works well across iid and non-iid scenarios.

APPENDIX

The parameters used to train each DNN for rehearsal are provided in Table A1. All DNNs use batch norm. If the number of samples in the buffer is fewer than the batch size, we use a batch size of $\min(\text{batch_size}, \text{num_samples_in_buffer})$.

We used the CluStream implementation from the stream [30], [31] and streamMOA [32] packages for R. For CluStream, we used the default parameter settings from [32]: horizon=1000 and maximal boundary=2. This implementation requires a k -means initialization of the clusters, which was done using a set of $2 \times (\text{buffer size})$ data points. For HPStream, we use the default parameter settings from [3]: decay rate=0.5, spread radius factor=2, and speed=200. All other algorithms were implemented in Python 3.6.

TABLE A1
OPTIMAL PARAMETERS FOR EACH OFFLINE DNN.

Parameter	iCub1	CORe50	CUB-200
Layer Sizes	[300, 150, 100]	[400, 100, 50]	[350, 300]
Batch Size	256	256	100
Weight Decay	0.005	None	None
Learning Rate	0.0001	0.002	0.002
Dropout	0.5	0.5	0.75
Activation	ReLU	ReLU	ELU

REFERENCES

- [1] W. C. Abraham and A. Robins. Memory retention—the synaptic stability versus plasticity dilemma. *Trends in Neurosciences*, 28(2):73–78, 2005.
- [2] M. R. Ackermann, M. Märtens, C. Raupach, K. Swierkot, C. Lambersen, and C. Sohler. Streamkm++: A clustering algorithm for data streams. *Journal of Experimental Algorithmics (JEA)*, 17:2–4, 2012.
- [3] C. C. Aggarwal, J. Han, J. Wang, and P. S. Yu. A framework for clustering evolving data streams. In *Proceedings of the 29th international conference on Very large data bases-Volume 29*, pages 81–92. VLDB Endowment, 2003.
- [4] C. C. Aggarwal, J. Han, J. Wang, and P. S. Yu. A framework for projected clustering of high dimensional data streams. In *Proceedings of the 13th international conference on Very large data bases-Volume 30*, pages 852–863. VLDB Endowment, 2004.
- [5] C. C. Aggarwal, J. Han, J. Wang, and P. S. Yu. On demand classification of data streams. In *ACM SIGKDD International Conference on Knowledge Discovery and Data Mining*, pages 503–508. ACM, 2004.
- [6] A. Bifet and R. Gavaldà. Adaptive learning from evolving data streams. In *International Symposium on Intelligent Data Analysis*, pages 249–260. Springer, 2009.
- [7] A. Bifet, G. Holmes, B. Pfahringer, R. Kirkby, and R. Gavaldà. New ensemble methods for evolving data streams. In *ACM SIGKDD International Conference on Knowledge Discovery and Data Mining*, pages 139–148. ACM, 2009.
- [8] D. Birant and A. Kut. St-dbscan: An algorithm for clustering spatial-temporal data. *Data & Knowledge Engineering*, 60(1):208–221, 2007.
- [9] D. Brzezinski and J. Stefanowski. Reacting to different types of concept drift: The accuracy updated ensemble algorithm. *IEEE Trans. on Neural Networks and Learning Systems*, 25(1):81–94, 2014.
- [10] F. Cao, M. Estert, W. Qian, and A. Zhou. Density-based clustering over an evolving data stream with noise. In *SIAM International Conference on Data Mining*, pages 328–339. SIAM, 2006.
- [11] G. A. Carpenter and S. C. Gaddam. Biased art: a neural architecture that shifts attention toward previously disregarded features following an incorrect prediction. *Neural Networks*, 23(3):435–451, 2010.
- [12] G. A. Carpenter, S. Grossberg, N. Markuzon, J. H. Reynolds, and D. B. Rosen. Fuzzy artmap: A neural network architecture for incremental supervised learning of analog multidimensional maps. *IEEE Trans. on Neural Networks*, 3(5):698–713, 1992.
- [13] G. A. Carpenter, S. Grossberg, and J. H. Reynolds. Artmap: Supervised real-time learning and classification of nonstationary data by a self-organizing neural network. *Neural Networks*, 4(5):565–588, 1991.
- [14] R. Chairukwattana, T. Kangkachit, T. Rakthanmanon, and K. Waiyama. Se-stream: Dimension projection for evolution-based clustering of high dimensional data streams. In *Knowledge and Systems Engineering*, pages 365–376. Springer, 2014.
- [15] Y. Chen and L. Tu. Density-based clustering for real-time stream data. In *ACM SIGKDD International Conference on Knowledge Discovery and Data Mining*, pages 133–142. ACM, 2007.
- [16] R. Coop, A. Mishtal, and I. Arel. Ensemble learning in fixed expansion layer networks for mitigating catastrophic forgetting. *IEEE Trans. on Neural Networks and Learning Systems*, 24(10):1623–1634, 2013.
- [17] W. Dai, Q. Yang, G.-R. Xue, and Y. Yu. Boosting for transfer learning. In *International Conference on Machine Learning (ICML)*, pages 193–200, 2007.
- [18] P. Domingos and G. Hulten. Mining high-speed data streams. In *ACM SIGKDD International Conference on Knowledge Discovery and Data Mining*, pages 71–80. ACM, 2000.
- [19] S. Fanello, C. Ciliberto, M. Santoro, L. Natale, G. Metta, L. Rosasco, and F. Odone. iCub World: Friendly robots help building good vision data-sets. In *IEEE Conference on Computer Vision and Pattern Recognition Workshops (CVPRW)*, pages 700–705, 2013.
- [20] F. Farnstrom, J. Lewis, and C. Elkan. Scalability for clustering algorithms revisited. *ACM SIGKDD Explorations Newsletter*, 2(1):51–57, 2000.
- [21] C. Fernando, D. Banarse, C. Blundell, Y. Zwols, D. Ha, A. A. Rusu, A. Pritzel, and D. Wierstra. Pathnet: Evolution channels gradient descent in super neural networks. *arXiv preprint arXiv:1701.08734*, 2017.
- [22] H. Fichtenberger, M. Gillé, M. Schmidt, C. Schwiegelshohn, and C. Sohler. Bico: Birch meets coresets for k-means clustering. In *European Symposium on Algorithms*, pages 481–492. Springer, 2013.
- [23] R. M. French. Catastrophic forgetting in connectionist networks. *Trends in Cognitive Sciences*, 3(4):128–135, 1999.
- [24] M. M. Gaber, A. Zaslavsky, and S. Krishnaswamy. A survey of classification methods in data streams. In *Data Streams*, pages 39–59. Springer, 2007.
- [25] J. Gama, R. Fernandes, and R. Rocha. Decision trees for mining data streams. *Intelligent Data Analysis*, 10(1):23–45, 2006.
- [26] A. Gepperth and C. Karaoguz. A bio-inspired incremental learning architecture for applied perceptual problems. *Cognitive Computation*, 8(5):924–934, Oct 2016.
- [27] H. M. Gomes, A. Bifet, J. Read, J. P. Barddal, F. Enembreck, B. Pfahringer, G. Holmes, and T. Abdesslem. Adaptive random forests for evolving data stream classification. *Machine Learning*, 106(9-10):1469–1495, 2017.
- [28] S. Guha, A. Meyerson, N. Mishra, R. Motwani, and L. O’Callaghan. Clustering data streams: Theory and practice. *IEEE Transactions on Knowledge and Data Engineering*, 15(3):515–528, 2003.
- [29] M. Hahsler and M. Bolaños. Clustering data streams based on shared density between micro-clusters. *IEEE Transactions on Knowledge and Data Engineering*, 28(6):1449–1461, 2016.
- [30] M. Hahsler, M. Bolaños, and J. Forrest. Introduction to stream: An extensible framework for data stream clustering research with R. *Journal of Statistical Software*, 76(14):1–50, 2017.
- [31] M. Hahsler, M. Bolaños, and J. Forrest. *stream: Infrastructure for Data Stream Mining*, 2018. R package version 1.3-0.
- [32] M. Hahsler, M. Bolaños, and J. Forrest. *streamMOA: Interface for MOA Stream Clustering Algorithms*, 2018. R package version 1.1-4.
- [33] M. Hassani, P. Spaus, M. M. Gaber, and T. Seidl. Density-based projected clustering of data streams. In *International Conference on Scalable Uncertainty Management*, pages 311–324. Springer, 2012.
- [34] K. He, X. Zhang, S. Ren, and J. Sun. Deep residual learning for image recognition. In *IEEE Conference on Computer Vision and Pattern Recognition (CVPR)*, June 2016.
- [35] G. E. Hinton and D. C. Plaut. Using fast weights to deblur old memories. In *Annual Conference of the Cognitive Science Society*, pages 177–186, 1987.
- [36] G. Hulten, L. Spencer, and P. Domingos. Mining time-changing data streams. In *ACM SIGKDD International Conference on Knowledge Discovery and Data Mining*, pages 97–106. ACM, 2001.
- [37] E. Ikonomovska, J. Gama, and S. Dzeroski. Learning model trees from evolving data streams. *Data Mining and Knowledge Discovery*, 23(1):128–168, 2011.
- [38] E. Ikonomovska, J. Gama, B. Zenko, and S. Dzeroski. Speeding-up hoeffding-based regression trees with options. In *International Conference on Machine Learning (ICML)*, pages 537–544, 2011.
- [39] R. Jin and G. Agrawal. Efficient decision tree construction on streaming data. In *ACM SIGKDD International Conference on Knowledge Discovery and Data Mining*, pages 571–576. ACM, 2003.
- [40] R. Kemker and C. Kanan. Fearnnet: Brain-inspired model for incremental learning. In *International Conference on Learning Representations (ICLR)*, 2018.
- [41] R. Kemker, M. McClure, A. Abitino, T. L. Hayes, and C. Kanan. Measuring catastrophic forgetting in neural networks. In *AAAI*, pages 3390–3398, 2018.
- [42] J. Kirkpatrick, R. Pascanu, N. Rabinowitz, J. Veness, G. Desjardins, A. A. Rusu, K. Milan, J. Quan, T. Ramalho, A. Grabska-Barwinska, D. Hassabis, C. Clopath, D. Kumaran, and R. Hadsell. Overcoming catastrophic forgetting in neural networks. *Proceedings of the National Academy of Sciences*, pages 3521–3526, 2017.
- [43] T. Kohonen. Learning vector quantization. In *Self-organizing maps*, pages 175–189. Springer, 1995.
- [44] J. Z. Kolter and M. A. Maloof. Dynamic weighted majority: An ensemble method for drifting concepts. *Journal of Machine Learning Research*, 8:2755–2790, 2007.
- [45] P. Kranen, I. Assent, C. Baldauf, and T. Seidl. The clustree: indexing micro-clusters for anytime stream mining. *Knowledge and Information Systems*, 29(2):249–272, 2011.
- [46] B. Krawczyk, L. L. Minku, J. Gama, J. Stefanowski, and M. Woźniak. Ensemble learning for data stream analysis: A survey. *Information Fusion*, 37:132–156, 2017.
- [47] H.-P. Kriegel, P. Kröger, and I. Gotlibovich. Incremental optics: Efficient computation of updates in a hierarchical cluster ordering. In *International Conference on Data Warehousing and Knowledge Discovery*, pages 224–233. Springer, 2003.
- [48] Z. Li and D. Hoiem. Learning without forgetting. In *European Conference on Computer Vision (ECCV)*, pages 614–629. Springer, 2016.
- [49] E. Liberty, R. Sriharsha, and M. Sviridenko. An algorithm for online k-means clustering. In *Workshop on Algorithm Engineering and Experiments (ALENEX)*, pages 81–89. SIAM, 2016.
- [50] L.-J. Lin. Self-improving reactive agents based on reinforcement

- learning, planning and teaching. *Machine Learning*, 8(3-4):293–321, 1992.
- [51] N. Littlestone and M. K. Warmuth. The weighted majority algorithm. *Information and Computation*, 108(2):212–261, 1994.
- [52] V. Lomonaco and D. Maltoni. Core50: a new dataset and benchmark for continuous object recognition. In *Conference on Robot Learning*, pages 17–26, 2017.
- [53] D. Lopez-Paz et al. Gradient episodic memory for continual learning. In *Advances in Neural Information Processing Systems (NeurIPS)*, pages 6470–6479, 2017.
- [54] O. A. Mahdi, E. Pardede, and J. Cao. Combination of information entropy and ensemble classification for detecting concept drift in data stream. In *Australasian Computer Science Week Multiconference*, page 13. ACM, 2018.
- [55] D. Maltoni and V. Lomonaco. Continuous learning in single-incremental-task scenarios. *arXiv preprint arXiv:1806.08568*, 2018.
- [56] C. Manapragada, G. Webb, and M. Salehi. Extremely fast decision tree. *arXiv preprint arXiv:1802.08780*, 2018.
- [57] J. L. McClelland, B. L. McNaughton, and R. C. O’reilly. Why there are complementary learning systems in the hippocampus and neocortex: insights from the successes and failures of connectionist models of learning and memory. *Psychological Review*, 102(3):419, 1995.
- [58] M. McCloskey and N. J. Cohen. Catastrophic interference in connectionist networks: The sequential learning problem. *Psychology of Learning and Motivation*, 24:109–165, 1989.
- [59] L. Nadel and M. Moscovitch. Memory consolidation, retrograde amnesia and the hippocampal complex. *Current Opinion in Neurobiology*, 7(2):217–227, 1997.
- [60] I. Ntoutsi, A. Zimek, T. Palpanas, P. Kröger, and H.-P. Kriegel. Density-based projected clustering over high dimensional data streams. In *SIAM International Conference on Data Mining*, pages 987–998. SIAM, 2012.
- [61] B. Pfahringer, G. Holmes, and R. Kirkby. New options for hoeffding trees. In *Australasian Joint Conference on Artificial Intelligence*, pages 90–99. Springer, 2007.
- [62] R. Polikar, L. Upda, S. S. Upda, and V. Honavar. Learn++: An incremental learning algorithm for supervised neural networks. *IEEE Trans. on Systems, Man, and Cybernetics, Part C (Applications and Reviews)*, 31(4):497–508, 2001.
- [63] J. Read, A. Bifet, G. Holmes, and B. Pfahringer. Scalable and efficient multi-label classification for evolving data streams. *Machine Learning*, 88(1-2):243–272, 2012.
- [64] S.-A. Rebuffi, A. Kolesnikov, G. Sperl, and C. H. Lampert. icarl: Incremental classifier and representation learning. In *IEEE Conference on Computer Vision and Pattern Recognition (CVPR)*, pages 5533–5542. IEEE, 2017.
- [65] B. Ren, H. Wang, J. Li, and H. Gao. Life-long learning based on dynamic combination model. *Applied Soft Computing*, 56:398–404, 2017.
- [66] O. Russakovsky, J. Deng, H. Su, J. Krause, S. Satheesh, S. Ma, Z. Huang, A. Karpathy, A. Khosla, M. Bernstein, et al. Imagenet large scale visual recognition challenge. *International Journal of Computer Vision*, 115(3):211–252, 2015.
- [67] M. Tennant, F. Stahl, O. Rana, and J. B. Gomes. Scalable real-time classification of data streams with concept drift. *Future Generation Computer Systems*, 75:187–199, 2017.
- [68] J. S. Vitter. Random sampling with a reservoir. *ACM Trans. on Mathematical Software (TOMS)*, 11(1):37–57, 1985.
- [69] C. Wah, S. Branson, P. Welinder, P. Perona, and S. Belongie. The caltech-ucsd birds-200-2011 dataset. 2011.
- [70] H. Wang, W. Fan, P. S. Yu, and J. Han. Mining concept-drifting data streams using ensemble classifiers. In *ACM SIGKDD International Conference on Knowledge Discovery and Data Mining*, pages 226–235. ACM, 2003.
- [71] J. R. Williamson. Gaussian artmap: A neural network for fast incremental learning of noisy multidimensional maps. *Neural Networks*, 9(5):881–897, 1996.
- [72] D. H. Wolpert. Stacked generalization. *Neural Networks*, 5(2):241–259, 1992.
- [73] F. Zenke, B. Poole, and S. Ganguli. Continual learning through synaptic intelligence. In *International Conference on Machine Learning (ICML)*, pages 3987–3995, 2017.
- [74] T. Zhang, R. Ramakrishnan, and M. Livny. Birch: an efficient data clustering method for very large databases. In *ACM SIGMOD International Conference on Management of Data*, volume 25, pages 103–114. ACM, 1996.
- [75] T. Zhang, R. Ramakrishnan, and M. Livny. Birch: A new data clustering algorithm and its applications. *Data Mining and Knowledge Discovery*, 1(2):141–182, 1997.