

A model to explain angular distributions of J/ψ and $\psi(2S)$ decays into $\Lambda\bar{\Lambda}$ and $\Sigma^0\bar{\Sigma}^0$

M. Alekseev^{1,2}, A. Amoroso^{1,2}, R. Baldini Ferroli³, I. Balossino^{4,5}, M. Bertani³, D. Bettoni⁴, F. Bianchi^{1,2}, J. Chai², G. Cibinetto⁴, F. Cossio², F. De Mori^{1,2}, M. Destefanis^{1,2}, R. Farinelli^{4,6}, L. Fava^{7,2}, G. Felici³, I. Garzia⁴, M. Greco^{1,2}, L. Lavezzi^{2,5}, C. Leng², M. Maggiora^{1,2}, A. Mangoni^{8,9}, S. Marcello^{1,2}, G. Mezzadri⁴, S. Pacetti^{8,9}, P. Patteri³, A. Rivetti^{1,2}, M. Da Rocha Rolo^{1,2}, M. Savrié⁶, S. Sosio^{1,2}, S. Spataro^{1,2}, L. Yan^{1,2}

¹ *Università di Torino, I-10125, Torino, Italy*

² *INFN Sezione di Torino, I-10125, Torino, Italy*

³ *INFN Laboratori Nazionali di Frascati, I-00044, Frascati, Italy*

⁴ *INFN Sezione di Ferrara, I-44122, Ferrara, Italy*

⁵ *Institute of High Energy Physics, Beijing 100049, People's Republic of China*

⁶ *Università di Ferrara, I-44122, Ferrara, Italy*

⁷ *Università del Piemonte Orientale, I-15121, Alessandria, Italy*

⁸ *Università di Perugia, I-06100, Perugia, Italy*

⁹ *INFN Sezione di Perugia, I-06100, Perugia, Italy*

BESIII data show a particular angular distribution for the decay of the J/ψ and $\psi(2S)$ mesons into the hyperons $\Lambda\bar{\Lambda}$ and $\Sigma^0\bar{\Sigma}^0$. More in details the angular distribution of the decay $\psi(2S) \rightarrow \Sigma^0\bar{\Sigma}^0$ exhibits an opposite trend with respect to that of the other three channels: $J/\psi \rightarrow \Lambda\bar{\Lambda}$, $J/\psi \rightarrow \Sigma^0\bar{\Sigma}^0$ and $\psi(2S) \rightarrow \Lambda\bar{\Lambda}$. We define a model to explain the origin of this phenomenon.

PACS numbers: 13.20.Gd, 14.20.Jn

I. INTRODUCTION

Since their discovery, charmonia, i.e., $c\bar{c}$ mesons, have been representing unique tools to deepen and expand our understanding of the strong interaction dynamics at low and medium energy ranges. Especially in case of the lightest charmonia, decay mechanisms can be studied only by means of effective models, since, due to their low-energy regime, these processes do escape the perturbative description of the quantum chromodynamics.

We study the decays of the J/ψ and $\psi(2S)$ mesons into baryon-antibaryon pairs $B\bar{B} = \Lambda\bar{\Lambda}, \Sigma^0\bar{\Sigma}^0$. The differential cross section of the process $e^+e^- \rightarrow \psi \rightarrow B\bar{B}$ has the well known parabolic expression in $\cos\theta$ [1]

$$\frac{dN}{d\cos\theta} \propto 1 + \alpha_B \cos^2\theta,$$

where α_B is the so-called polarization parameter and θ is the baryon scattering angle, i.e., the angle between the outgoing baryon and the beam direction in the e^+e^- center of mass frame. As already pointed out in Ref. [2], only the decay $J/\psi \rightarrow \Sigma^0\bar{\Sigma}^0$ has a negative polarization parameter α_B . Figure 1 and 2 show BESIII data [3] on the angular distribution of the four decays: $J/\psi \rightarrow \Lambda\bar{\Lambda}$, $J/\psi \rightarrow \Sigma^0\bar{\Sigma}^0$, and $\psi(2S) \rightarrow \Lambda\bar{\Lambda}$, $\psi(2S) \rightarrow \Sigma^0\bar{\Sigma}^0$ respectively.

II. AMPLITUDES AND BRANCHING RATIOS

The Feynman amplitude for the decay $\psi \rightarrow B\bar{B}$ can be written in terms of the strong magnetic and Dirac FFs

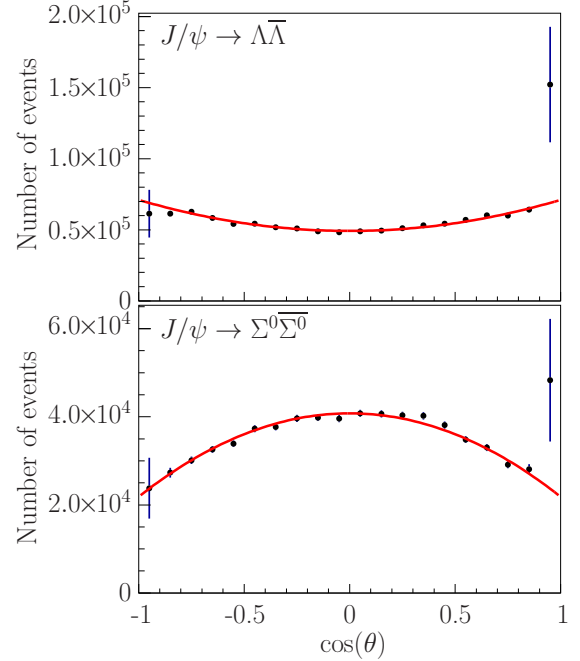


FIG. 1. Angular distribution of the baryon for the J/ψ decays into $\Lambda\bar{\Lambda}$ (upper panel) and $\Sigma^0\bar{\Sigma}^0$ (lower panel).

as

$$\mathcal{M}_{\psi \rightarrow B\bar{B}} = -i\epsilon_{\psi}^{\mu} \bar{u}(p_1)\Gamma_{\mu}v(p_2)$$

where the matrix Γ_{μ} is defined in Eq. (A2), ϵ_{ψ}^{μ} is the polarization vector of the ψ meson, and the four-momenta follow the labelling of Eq. (A1). The branching ratio

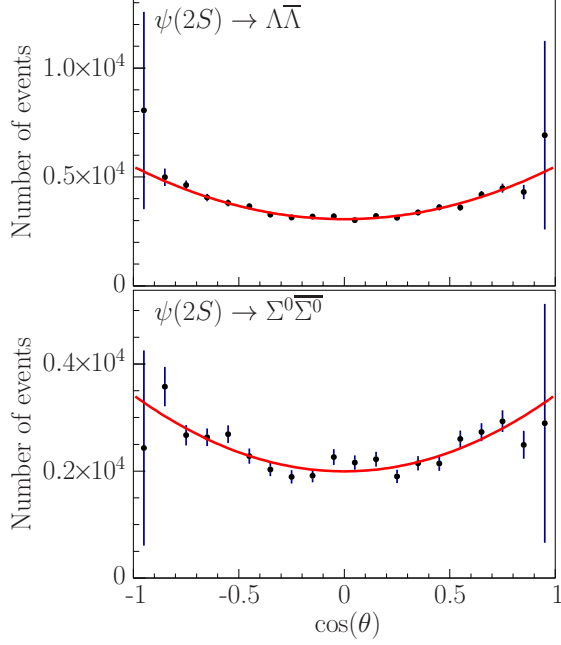


FIG. 2. Angular distribution of the baryon for the $\psi(2S)$ decays into $\Lambda\bar{\Lambda}$ (upper panel) and $\Sigma^0\bar{\Sigma}^0$ (lower panel).

(BR) is given by the standard form for the two-body decay

$$\mathcal{B}_{\psi \rightarrow B\bar{B}} = \frac{1}{\Gamma_\psi} \frac{1}{8\pi} \overline{|\mathcal{M}_{\psi \rightarrow B\bar{B}}|^2} \frac{|\vec{p}_1|}{M_\psi^2},$$

where Γ_ψ is the total width of the ψ meson. Using the mean value of the modulus squared of the amplitude, written in terms of the Sachs couplings,

$$\overline{|\mathcal{M}_{\psi \rightarrow B\bar{B}}|^2} = \frac{4}{3} M_\psi^2 \left(|g_M^B|^2 + \frac{2M_B^2}{M_\psi^2} |g_E^B|^2 \right).$$

we obtain the BR

$$\mathcal{B}_{\psi \rightarrow B\bar{B}} = \frac{M_\psi \beta}{12\pi\Gamma_\psi} \left(|g_M^B|^2 + \frac{2M_B^2}{M_\psi^2} |g_E^B|^2 \right). \quad (1)$$

Since it does not depend on α_B , it cannot be used to determine the polarization parameter.

The previous expression for the BR can be written as the sum of the moduli squared of two amplitudes

$$\mathcal{B}_{\psi \rightarrow B\bar{B}} = |A_M^B|^2 + |A_E^B|^2, \quad (2)$$

where, comparing with Eq. (1),

$$A_M^B = \sqrt{\frac{M_\psi \beta}{12\pi\Gamma_\psi}} g_M^B, \quad A_E^B = \sqrt{\frac{M_\psi \beta}{6\pi\Gamma_\psi}} \frac{M_B}{M_\psi} g_E^B.$$

It follows that the polarization parameter of Eq. (A3) can be also written as

$$\alpha_B = \frac{1 - 2|A_E^B|^2/|A_M^B|^2}{1 + 2|A_E^B|^2/|A_M^B|^2}.$$

III. EFFECTIVE MODEL

The SU(3) baryon octet states can be described by a matrix notation as follows [4]

$$O_B = \begin{pmatrix} \Lambda/\sqrt{6} + \Sigma^0/\sqrt{2} & \Sigma^+ & p \\ \Sigma^- & \Lambda/\sqrt{6} - \Sigma^0/\sqrt{2} & n \\ \Xi^- & \Xi^0 & -2\Lambda/\sqrt{6} \end{pmatrix},$$

$$O_{\bar{B}} = \begin{pmatrix} \bar{\Lambda}/\sqrt{6} + \bar{\Sigma}^0/\sqrt{2} & \bar{\Sigma}^+ & \bar{\Xi}^+ \\ \bar{\Sigma}^- & \bar{\Lambda}/\sqrt{6} - \bar{\Sigma}^0/\sqrt{2} & \bar{\Xi}^0 \\ \bar{p} & \bar{n} & -2\bar{\Lambda}/\sqrt{6} \end{pmatrix},$$

where the first matrix is for baryons and the latter for antibaryons. We can consider the J/ψ and $\psi(2S)$ mesons as SU(3) singlets. Following the SU(3) symmetry the level zero Lagrangian density should have the SU(3) invariant form $\mathcal{L}^0 \propto \text{Tr}(B\bar{B})$. Moreover, we consider two SU(3) breaking sources: the quark mass and the EM interaction. The first one can be parametrized by introducing the spurion matrix [5]

$$S_m = \frac{g_m}{3} \begin{pmatrix} 1 & 0 & 0 \\ 0 & 1 & 0 \\ 0 & 0 & -2 \end{pmatrix},$$

where g_m is an effective coupling constant. This matrix describes the mass breaking effect due to the mass difference between s and u and d quarks, where the SU(2) isospin symmetry is assumed, so that $m_u = m_d$. This SU(3) breaking is proportional to the 8th Gell-Mann matrix λ_8 . The EM breaking effect is related to the fact that the photon coupling to quarks, described by the four-current

$$\frac{1}{2} \bar{q} \gamma^\mu (\lambda_3 + \lambda_8/\sqrt{3}) q,$$

is proportional to the electric charge. This effect can be parametrized using the following spurion matrix

$$S_e = \frac{g_e}{3} \begin{pmatrix} 2 & 0 & 0 \\ 0 & -1 & 0 \\ 0 & 0 & -1 \end{pmatrix},$$

where g_e is an EM effective coupling constant.

The most general SU(3) invariant effective Lagrangian density is given by [5]

$$\mathcal{L} = g \text{Tr}(O O_{\bar{B}}) + d \text{Tr}(\{O, O_{\bar{B}}\} S_e) + f \text{Tr}([O O_{\bar{B}}] S_e) \\ + d' \text{Tr}(\{O, O_{\bar{B}}\} S_m) + f' \text{Tr}([O, O_{\bar{B}}] S_m),$$

where g , d , f , d' and f' are coupling constants. We can extract the Lagrangians describing the J/ψ and $\psi(2S)$ decays into $\Lambda\bar{\Lambda}$ and $\Sigma^0\bar{\Sigma}^0$

$$\mathcal{L}_{\Sigma^0\bar{\Sigma}^0} = (G_0 + G_1) \Sigma^0\bar{\Sigma}^0, \quad \mathcal{L}_{\Lambda\bar{\Lambda}} = (G_0 - G_1) \Lambda\bar{\Lambda}, \quad (3)$$

where G_0 and G_1 are combinations of coupling constants, i.e.,

$$G_0 = g, \quad G_1 = \frac{d}{3} (2g_m + g_e).$$

By using the same structure of Eq. (2), the BRs can be expressed in terms of electric and magnetic amplitudes as

$$\begin{aligned}\mathcal{B}_{\psi \rightarrow \Sigma^0 \bar{\Sigma}^0} &= |A_E^\Sigma|^2 + |A_M^\Sigma|^2, \\ \mathcal{B}_{\psi \rightarrow \Lambda \bar{\Lambda}} &= |A_E^\Lambda|^2 + |A_M^\Lambda|^2.\end{aligned}$$

Moreover, as obtained in Eq. (3), such amplitudes can be further decomposed as combinations of leading, E_0 and M_0 , and sub-leading terms, E_1 and M_1 , with opposite relative signs, i.e.,

$$\begin{aligned}\mathcal{B}_{\psi \rightarrow \Sigma^0 \bar{\Sigma}^0} &= |E_0 + E_1|^2 + |M_0 + M_1|^2 \\ &= |E_0|^2 + |E_1|^2 + 2|E_0||E_1|\cos(\rho_E) \\ &\quad + |M_0|^2 + |M_1|^2 + 2|M_0||M_1|\cos(\rho_M), \\ \mathcal{B}_{\psi \rightarrow \Lambda \bar{\Lambda}} &= |E_0 - E_1|^2 + |M_0 - M_1|^2 \\ &= |E_0|^2 + |E_1|^2 - 2|E_0||E_1|\cos(\rho_E) \\ &\quad + |M_0|^2 + |M_1|^2 - 2|M_0||M_1|\cos(\rho_M),\end{aligned}$$

where ρ_E and ρ_M are the phases of the ratios E_0/E_1 and M_0/M_1 .

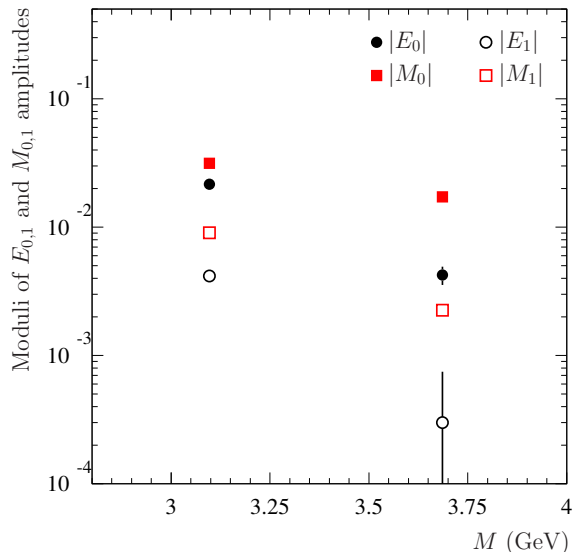


FIG. 3. Moduli of the parameters from table II as a function of the charmonium state mass M .

TABLE I. Branching ratios and polarization parameters from Ref. [3]. In particular the value of α_B for the decay $J/\psi \rightarrow \Lambda \bar{\Lambda}$ is from Ref. [6].

Decay	BR	Pol. par. α_B
$J/\psi \rightarrow \Sigma^0 \bar{\Sigma}^0$	$(11.64 \pm 0.04) \times 10^{-4}$	-0.449 ± 0.020
$J/\psi \rightarrow \Lambda \bar{\Lambda}$	$(19.43 \pm 0.03) \times 10^{-4}$	0.461 ± 0.009
$\psi(2S) \rightarrow \Sigma^0 \bar{\Sigma}^0$	$(2.44 \pm 0.03) \times 10^{-4}$	0.71 ± 0.11
$\psi(2S) \rightarrow \Lambda \bar{\Lambda}$	$(3.97 \pm 0.03) \times 10^{-4}$	0.824 ± 0.074

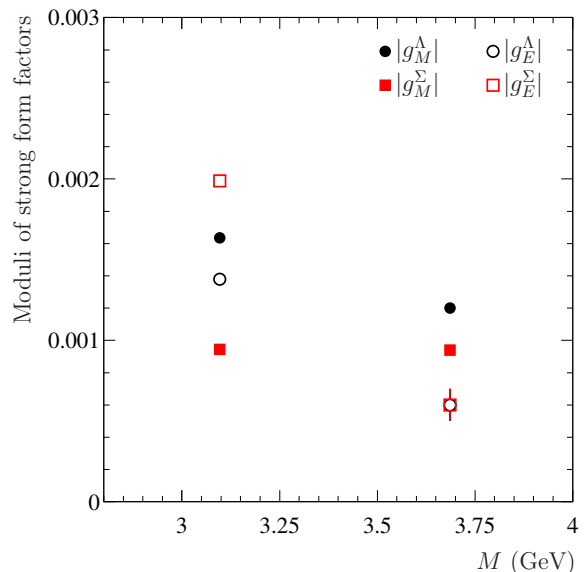


FIG. 4. Moduli of the parameters from table III as a function of the charmonium state mass M .

TABLE II. Moduli of the leading and sub-leading amplitudes.

Ampl.	J/ψ	$\psi(2S)$
$ E_0 $	$(2.16 \pm 0.02) \times 10^{-2}$	$(0.42 \pm 0.07) \times 10^{-2}$
$ E_1 $	$(0.42 \pm 0.02) \times 10^{-2}$	$(0.03 \pm 0.05) \times 10^{-2}$
$ M_0 $	$(3.15 \pm 0.02) \times 10^{-2}$	$(1.72 \pm 0.02) \times 10^{-2}$
$ M_1 $	$(0.90 \pm 0.02) \times 10^{-2}$	$(0.23 \pm 0.02) \times 10^{-2}$

TABLE III. Moduli of the strong Sachs FFs.

FFs	J/ψ	$\psi(2S)$
$ g_E^\Sigma $	$(1.99 \pm 0.04) \times 10^{-3}$	$(0.6 \pm 0.1) \times 10^{-3}$
$ g_M^\Sigma $	$(0.94 \pm 0.02) \times 10^{-3}$	$(0.94 \pm 0.02) \times 10^{-3}$
$ g_E^\Lambda $	$(1.37 \pm 0.04) \times 10^{-3}$	$(0.6 \pm 0.1) \times 10^{-3}$
$ g_M^\Lambda $	$(1.64 \pm 0.03) \times 10^{-3}$	$(1.20 \pm 0.02) \times 10^{-3}$

IV. RESULTS

In this work we have used data from precise measurements [3, 6] of the BRs and polarization parameters, reported in table I, based on events collected with the BESIII detector at the BEPCII collider. These data are in agreement with the results of other experiments [7–11]. Since for each charmonium state we have six free parameters (four moduli and two relative phases) and only four constrains (two BRs and two polarization parameters), we have to fix the relative phases ρ_E and ρ_M . The values $\rho_E = 0$ and $\rho_M = \pi$ appear as phenomenologically favored by the data themselves. Indeed, (largely) different phases would give negative, and hence unphysical, val-

ues for the moduli $|E_0|$, $|E_1|$, $|M_0|$ and $|M_1|$. Moreover, as shown in Fig. 5, where the four moduli for J/ψ and $\psi(2S)$ are represented as functions of the phases with $\rho_E \in [-\pi/2, \pi/2]$ and $\rho_M \in [\pi/2, 3\pi/2]$, the obtained results are quite stable, and the central values $\rho_E = 0$, $\rho_M = \pi$ maximise the hierarchy between the moduli of leading, E_0 and M_0 , and sub-leading amplitudes, E_1 and M_1 . Such values for $|E_0|$, $|E_1|$, $|M_0|$ and $|M_1|$ are reported in table II and shown in Fig. 3. The corresponding values of $|g_E|$, $|g_M|$ are reported in table III and shown in Fig. 4. The large sub-leading J/ψ amplitudes $|E_1|$, $|M_1|$ (see table II and Fig. 3) are responsible for the inversion of the $|g_E^B|$, $|g_M^B|$ hierarchy (see Fig. 4 and table III).

V. CONCLUSIONS

Different Λ and Σ^0 angular distributions can be explained using an effective model with the SU(3)-driven Lagrangian

$$\mathcal{L}_{\Sigma^0 \bar{\Sigma}^0 + \Lambda \bar{\Lambda}} = (G_0 + G_1) \Sigma^0 \bar{\Sigma}^0 + (G_0 - G_1) \Lambda \bar{\Lambda}.$$

The interplay between leading G_0 and sub-leading G_1 contributions to the decay amplitudes determines signs and values of polarization parameters α_B .

In particular the different behavior of the $J/\psi \rightarrow \Sigma^0 \bar{\Sigma}^0$ angular distribution is due to the large values of the sub-leading amplitudes $|E_1|$ and $|M_1|$. It implies that the SU(3) mass breaking and EM effects, which are responsible for these amplitudes, play a different role in the dynamics of the J/ψ and $\psi(2S)$ decays.

It is interesting to notice that angular distributions of $\Sigma^0(1385)$ and $\Sigma^\pm(1385)$, measured by BESIII [12, 13], show the same Σ^0 behavior.

The process $e^+e^- \rightarrow J/\psi \rightarrow \Sigma^+ \bar{\Sigma}^-$ is currently under investigation [14], the behavior of its angular distribution would add important pieces of information to the knowledge of the J/ψ decay mechanism.

Appendix A: Production cross section

We consider the decay of a charmonium state, a $c\bar{c}$ vector meson ψ , produced via e^+e^- annihilation, into a pair baryon-antibaryon $B\bar{B}$, i.e., the process

$$e^-(k_1) + e^+(k_2) \rightarrow \psi(q) \rightarrow B(p_1) + \bar{B}(p_2), \quad (\text{A1})$$

where in parentheses are shown the 4-momenta. The Feynman diagram is shown in Fig. 6 and the corresponding amplitude is

$$\mathcal{M}_{e^+e^- \rightarrow \psi \rightarrow B\bar{B}} = -ie^2 J_B^\mu D_\psi(q^2) \bar{v}(k_2) \gamma_\mu u(k_1),$$

where $J_B^\mu = \bar{u}(p_1) \Gamma^\mu v(p_2)$ is the baryonic four-current, $D_\psi(q^2)$ is the ψ propagator, which includes the γ - ψ electromagnetic (EM) coupling, and $\bar{v}(k_2) \gamma_\mu u(k_1)$ is the leptonic four-current, the four-momenta follow the labelling

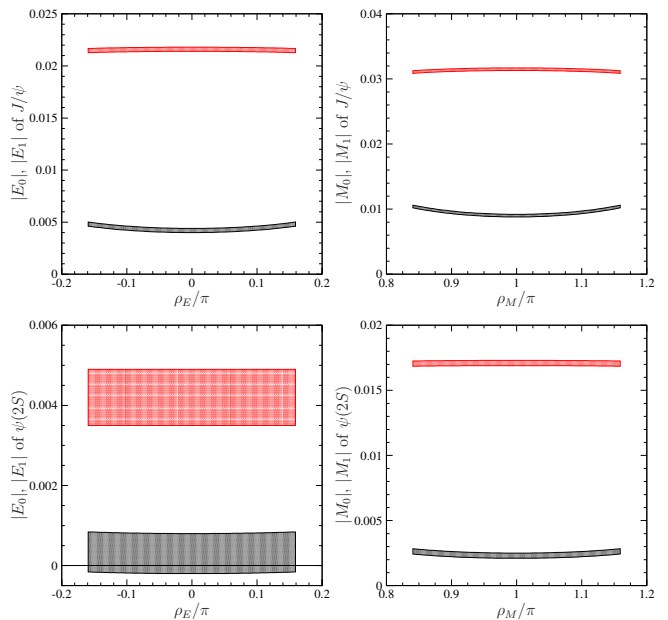


FIG. 5. Red and black bands represent moduli of leading and sub-leading amplitudes respectively. The vertical width indicates the error. Top left: moduli of amplitudes E_0 and E_1 of J/ψ . Top right: moduli of amplitudes M_0 and M_1 of J/ψ . Bottom left: moduli of amplitudes E_0 and E_1 of $\psi(2S)$. Bottom right: moduli of amplitudes M_0 and M_1 of $\psi(2S)$.

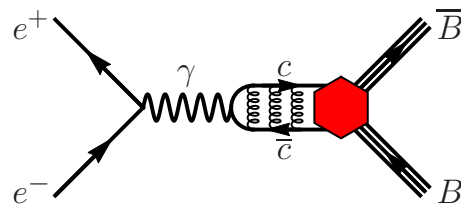


FIG. 6. Feynman diagram of the process $e^+e^- \rightarrow \psi \rightarrow B\bar{B}$, the red hexagon represents the $\psi B\bar{B}$ coupling.

of Eq. (A1). The Γ^μ matrix can be written as [15]

$$\Gamma^\mu = \gamma^\mu f_1^B + \frac{i\sigma^{\mu\nu} q_\nu}{2M_B} f_2^B, \quad (\text{A2})$$

where M_B is the baryon mass and, f_1^B and f_2^B are constant form factors (FFs) that we call “strong” Dirac and Pauli couplings, they weight the vector and tensor part of the $\psi B\bar{B}$ vertex¹. We can introduce the strong electric and magnetic Sachs couplings [16]

$$g_E^B = f_1^B + \frac{M_\psi^2}{4M_B^2} f_2^B, \quad g_M^B = f_1^B + f_2^B,$$

¹ When the non-constant matrix Γ^μ is introduced to describe the EM coupling $\gamma B\bar{B}$, the tensor term contains also the anomalous magnetic moment, that, in this case where Γ^μ parametrises the strong vertex $\psi B\bar{B}$, has been embodied in the strong Pauli coupling.

that have the same structure of the EM Sachs FFs [17], M_ψ is the mass of the charmonium state. The four quantities f_1^B , f_2^B , g_E^B and g_M^B are in general complex numbers. The differential cross section of the process $e^+e^- \rightarrow \psi \rightarrow B\bar{B}$, in the e^+e^- center of mass frame, in terms of the two Sachs couplings, reads

$$\frac{d\sigma}{d\cos\theta} = \frac{\pi\alpha^2\beta}{2M_\psi^2} \left(|g_M^B|^2 + \frac{4M_B^2}{M_\psi^2} |g_E^B|^2 \right) (1 + \alpha_B \cos^2\theta),$$

where

$$\beta = \sqrt{1 - \frac{4M_B^2}{M_\psi^2}}$$

is the velocity of the out-going baryon at the ψ mass, θ is the scattering angle, and the polarization parameter α_B is given by

$$\alpha_B = \frac{M_\psi^2 |g_M^B|^2 - 4M_B^2 |g_E^B|^2}{M_\psi^2 |g_M^B|^2 + 4M_B^2 |g_E^B|^2}, \quad (\text{A3})$$

$\alpha_B \in [-1, 1]$. It depends only on the modulus of the ratio g_E^B/g_M^B , e.g., Fig. 7 shows the behavior of α_Λ in the case of $\psi = J/\psi$ as a function of $|g_E^\Lambda|/|g_M^\Lambda|$. The strong Sachs and, Dirac and Pauli couplings are related through α_B . Let us consider three peculiar cases. With maximum positive polarization, $\alpha_B = 1$, the strong electric Sachs coupling vanishes, i.e.,

$$\alpha_B = 1 \rightarrow g_E^B = 0, \quad f_1^B = -\frac{M_\psi^2}{4M_B^2} f_2^B,$$

$$g_M^B = f_1^B \left(1 - \frac{4M_B^2}{M_\psi^2} \right) = f_2^B \left(1 - \frac{M_\psi^2}{4M_B^2} \right),$$

the relative phase between f_1^B and f_2^B is $i\pi$, and the ratio of the moduli is $M_\psi^2/(4M_B^2)$.

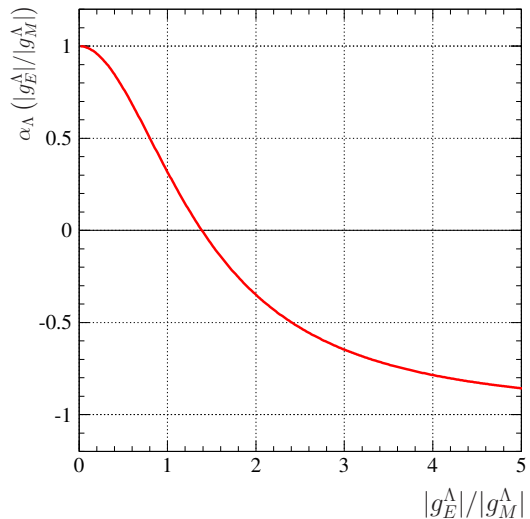


FIG. 7. Polarization parameter α_Λ for the $\psi = J/\psi$ as a function of the ratio $|g_E^\Lambda|/|g_M^\Lambda|$. The masses are from Ref. [18].

With maximum negative polarization we have

$$\alpha_B = -1 \rightarrow g_M^B = 0, \quad f_1^B = -f_2^B,$$

$$g_E^B = f_1^B \left(1 - \frac{M_\psi^2}{4M_B^2} \right) = f_2^B \left(\frac{M_\psi^2}{4M_B^2} - 1 \right),$$

in this case the strong magnetic Sachs coupling vanishes, the relative phase between f_1^B and f_2^B is $-i\pi$ and the ratio of the moduli is one.

Finally in the case with no polarization, $\alpha_B = 0$, we obtain the modulus of the ratio between the Sachs couplings

$$\alpha_B = 0 \rightarrow \frac{|g_E^B|}{|g_M^B|} = \frac{M_\psi}{2M_B}.$$

-
- [1] S. J. Brodsky and G. P. Lepage, Phys. Rev. D **24** (1981) 2848.
- [2] M. Ablikim *et al.* [BES Collaboration], Phys. Lett. B **632** (2006) 181 [hep-ex/0506020].
- [3] M. Ablikim *et al.* [BESIII Collaboration], Phys. Rev. D **95** (2017) no.5, 052003 [arXiv:1701.07191 [hep-ex]].
- [4] M. Gell-Mann, Phys. Rev. **125** (1962) 1067.
- [5] K. Zhu, X. H. Mo and C. Z. Yuan, Int. J. Mod. Phys. A **30** (2015) no.25, 1550148 [arXiv:1505.03930 [hep-ph]].
- [6] M. Ablikim *et al.* [BESIII Collaboration], arXiv:1808.08917 [hep-ex].
- [7] M. Ablikim *et al.* [BESIII Collaboration], Chin. Phys. C **37** (2013) 063001 [arXiv:1209.6199 [hep-ex]].
- [8] B. Aubert *et al.* [BaBar Collaboration], Phys. Rev. D **76** (2007) 092006 [arXiv:0709.1988 [hep-ex]].
- [9] T. K. Pedlar *et al.* [CLEO Collaboration], Phys. Rev. D **72** (2005) 051108 [hep-ex/0505057].
- [10] M. Ablikim *et al.* [BES Collaboration], Phys. Lett. B **648** (2007) 149 [hep-ex/0610079].
- [11] S. Dobbs, A. Tomaradze, T. Xiao, K. K. Seth and G. Bonvicini, Phys. Lett. B **739** (2014) 90 [arXiv:1410.8356 [hep-ex]].
- [12] M. Ablikim *et al.* [BESIII Collaboration], Phys. Lett. B **770** (2017) 217 [arXiv:1612.08664 [hep-ex]].
- [13] M. Ablikim *et al.* [BESIII Collaboration], Phys. Rev. D **93** (2016) no.7, 072003 [arXiv:1602.06754 [hep-ex]].
- [14] L. Yan (BESIII Collaboration), private communication.
- [15] G. Salzman, Phys. Rev. **99** (1955) 973.

- [16] F. J. Ernst, R. G. Sachs and K. C. Wali, Phys. Rev. **119** (1960) 1105.
- [17] M. Claudson, S. L. Glashow and M. B. Wise, Phys. Rev. D **25** (1982) 1345. doi:10.1103/PhysRevD.25.1345
- [18] C. Patrignani *et al.* [Particle Data Group], Chin. Phys. C **40** (2016) no.10, 100001.