

Smooth Structured Prediction Using Quantum and Classical Gibbs Samplers

Behrooz Sepehry,¹ Ehsan Iranmanesh,¹ Michael P. Friedlander,^{1,2} and Pooya Ronagh^{1,3,4,✉}

¹*1QB Information Technologies (1QBit), Vancouver, BC*

²*University of British Columbia, Vancouver, BC*

³*Institute for Quantum Computing, Waterloo, ON*

⁴*University of Waterloo, Waterloo, ON*

(Dated: July 3, 2022)

We introduce a quantum algorithm for solving structured-prediction problems with a runtime that scales with the square root of the size of the label space, but scales in $\tilde{O}(\frac{1}{\epsilon^5})$ with respect to the precision of the solution. In doing so, we analyze a stochastic gradient algorithm for convex optimization in the presence of an additive error in the calculation of the gradients, and show that its convergence rate does not deteriorate if the additive errors are of the order $\tilde{O}(\epsilon)$. Our algorithm uses quantum Gibbs sampling at temperature $O(\epsilon)$ as a subroutine. Numerical results using Monte Carlo simulations on an image tagging task demonstrate the benefit of the approach.

I. INTRODUCTION

Classification is a central task in machine learning, where the aim is to assign categories to observations. This is an inherently combinatorial task that often gives rise to piecewise smooth models, such as support vector machines (SVM). This combinatorial aspect is especially egregious in structured prediction, where the task involves the prediction of vectors, rather than simply scalar value assignments. For example, in structured SVM (SSVM) models, the number of pieces is exponential in the size of the input. A common technique to deal with nonsmooth models is to optimize smooth approximations. This can be done either by replacing the nonsmooth functions with smooth approximations derived, for example, through infimal convolution, or through regularization, which results in a smooth dual problem [BT12, Nes05]. Although these techniques are effective at hiding the nonsmooth aspects of the problem by replacing a piecewise nonsmooth problem with a single smooth approximation, computing that approximation can be intractable when the number of pieces is exponentially large. In this paper, we consider a smoothing that combines ideas from infimal convolution and Gibbs sampling in the discrete domain of the underlying combinatorial problem in order to obtain smooth models that are computationally tractable. The key idea is to translate the combinatorial aspects of the problem to the Gibbs sampler. Although the computational cost of generating samples from an exponentially large domain is a hard problem, specialized hardware based on either digital or quantum technology could be used for this purpose.

It has been speculated for the past 20 years that quantum computers can be used to generate samples from Gibbs states [TD00]. Since then, many algorithms for Gibbs sampling based on a quantum-circuit model have been introduced [PW09, TOV⁺11, KB16, CS16, VAGGdW17]. The most recently proposed Gibbs sampler, due to van Apeldoorn et al. [VAGGdW17], has a logarithmic dependence on the error of the simulated distribution. The sampler of Chowdhury and Somma [CS16] similarly has a logarithmic error dependence, but must assume a query access to the entries of the square root of the problem Hamiltonian. These quantum-circuit algorithms use phase estimation

✉ Corresponding author: pooya.ronagh@1qbit.com

and amplitude amplification techniques to create a quadratic speedup in Gibbs sampling. In practice, this would still result in an exponentially long runtime. Separately, the Gibbs sampler of Temme et al. [TOV⁺11] has an unknown runtime, but has the potential to provide efficient heuristics since it relies on a quantum Metropolis algorithm.

On the other hand, other quantum and semi-classical evolutions can be used as physical realizations of improved Gibbs samplers. For example, contemporary investigation in quantum adiabatic theory focuses on adiabaticity in open quantum systems [SL05, AFGG12, ABLZ12, BDRF16, VALZ16]. These authors prove adiabatic theorems to various degrees of generality and assumptions. These adiabatic theorems suggest the possibility of using controlled adiabatic evolutions of quantum many-body systems as samplers of the instantaneous steady states of quantum systems. Takeda et al. [TTY⁺17] show that a network of non-degenerate optic parametric pulses can produce good estimations of Boltzmann distributions. Another possible approach to improved Gibbs samplers is to design customized Gibbs-sampling algorithms that rely on Monte Carlo and quantum Monte Carlo methods implemented on digital high-performance computing hardware [MTT⁺17, OHY17].

The idea of using Gibbs sampling as a subroutine in machine learning tasks has already been considered. Wiebe et al. [WKS14] use Gibbs-state preparation to propose an improved framework for quantum deep learning. Crawford et al. [CLG⁺16] and Levit et al. [LCG⁺17] introduce a framework for reinforcement learning that uses Gibbs states as function approximators in Q -learning. Quantum Gibbs sampling has recently been shown to provide a quadratic speedup in solving linear programs (LP) and semi-definite programs (SPD) [BS17, BKL⁺17, VAGGdW17]. The speedup in these quantum algorithms with respect to the problem size often comes at the expense of much worse scaling in terms of solution precision. For example, van Apeldoorn et al. [VAGGdW17] propose a quantum algorithm for LP that requires $\tilde{O}(1/\epsilon^5)$ quantum-gate operations, and an algorithm for SDPs that requires $\tilde{O}(1/\epsilon^8)$ quantum-gate operations, where ϵ is an additive error on the accuracy of the final solution.

Our main contribution in this paper is the introduction of a quantum algorithm for solving a min-max optimization problem of the form

$$\min_w \frac{1}{n} \sum_{i=1}^n g_i(w), \quad \text{where} \quad g_i(w) = \max_{y \in \mathcal{Y}_i} f_i(y, w), \quad (1)$$

and each function f_i is convex with a Lipschitz continuous gradient, and the sets \mathcal{Y}_i are discrete. The size of these sets can make the evaluation of the max operator computationally intractable. These problems arise frequently in applications of machine learning, and include SVMs and SSVMs as special cases. Various algorithms have been applied to this class of problems, including stochastic subgradient methods [SZ13] and optimal first-order methods for nonsmooth problems [Nes05]. Other algorithms for smooth problems, such as SAGA [DBLJ14], can be applied by replacing each function g_i with an approximation that is strongly convex with a Lipschitz continuous gradient. However, these smooth approximations typically rely on replacing the max operation with the differentiable softmax operator [GP17, BT12], that is, each function g_i is replaced by the smooth approximation

$$g_i^\beta(w) := (1/\beta) \log \sum_{y \in \mathcal{Y}_i} \exp[\beta f_i(y, w)],$$

which is at least as computationally difficult as evaluating the original max operation. This approximation can be interpreted from a thermodynamic perspective: each g_i^β is the free energy

of a system with an energy spectrum described by f_i . Our quantum algorithm relies on quantum Gibbs sampling to estimate derivatives of the softmax operator.

Quantum Gibbs sampling achieves quadratic speedup in the size of the sample space, but can only be used to produce an approximate gradient of the smooth functions g_i^β . Thus, any first-order method applied to the smooth approximation of the objective function (1) must be modified to take into account the error in the computed gradient. In our analysis, we show how the SAGA algorithm can be modified so that it continues to enjoy its original $O(\log(\frac{1}{\epsilon}))$ number of iterations even in the presence of additive error in the approximate gradients, provided the errors in gradient estimates are accurate to within $O(\epsilon)$. We then consider a quantum version of SAGA that uses Gibbs sampling as a computational kernel. For a fixed parameter β , this algorithm obtains an ϵ -accurate minimizer of the smooth approximation within $\tilde{O}(1/\epsilon^3)$ quantum-gate operations. To solve the original min-max problem with accuracy ϵ , the temperature has to be assigned proportional to ϵ . In total, this results in $\tilde{O}(1/\epsilon^5)$ quantum-gate operations.

We also provide several numerical results. We use single-spin flip Monte Carlo simulation of Ising models to perform image tagging as an example of a structured-prediction task. We compare several contemporary structured-prediction objective functions and demonstrate a working framework of application of classical and quantum Gibbs samplers in machine learning.

The paper is organized as follows. In Section II, we give an overview of SVMs, SSVMs, and more-general structured-prediction problems. In Section III, we introduce the mathematical model of the min-max optimization problem frequently used in structured prediction. We explain how quantum Gibbs sampling can provide gradients for optimizing smooth approximation of the min-max objective function. We then analyze the effect of approximation errors in gradient calculations for SAGA. The main result is Theorem IV.4, which shows that the convergence of SAGA does not deteriorate in the presence of sufficiently small gradient approximation errors. We also give corollaries that analyze the complexity of solving the smooth approximation problem and the original min-max optimization problem using the quantum version of SAGA. In Section V, we give the results of numerical experiments on small problem instances and study the effect of smoothing, various temperature schedules, and the role of smoothing in SAGA versus standard stochastic gradient descent. We also give the results of an image tagging experiment on the MIRFLICKR25000 dataset [HL08]. In Section VI, we introduce several structured-prediction objective functions. Finally, in Section VII, we report the results of using Monte Carlo simulation of a Gibbs sampler in performing the image tagging task.

II. BACKGROUND

We first present a brief account of SVMs and SSVMs. We refer the reader to [Ng10] for the basics of SVMs and to [Yu11] for SSVMs. We then introduce the more general framework of structured prediction tasks in machine learning.

A. SVMs

Let \mathcal{X} be a feature set and $\mathcal{Y} = \{-1, 1\}$ be the label set. We are also given a training dataset $\mathcal{S} \subseteq \mathcal{X} \times \mathcal{Y}$. A linear classifier is then given by two (tunable) parameters w and b as $h_{w,b} = g(w^t x + b)$, where g is the sign function. The distance of a point $(x, y) \in \mathcal{S}$ from the classifying plane is given

by the *geometric margin*,

$$\gamma = y \left(\frac{w^t}{\|w\|} x + \frac{1}{\|w\|} b \right),$$

which, if positive on the entire dataset, would mean that our prediction is correct. Our learning method would then consist of solving the optimization problem,

$$\begin{aligned} \max_{w,b,\gamma} \quad & \gamma \\ \text{s.t.} \quad & y \left(\frac{w^t}{\|w\|} x + \frac{1}{\|w\|} b \right) \geq \gamma, \quad \forall (x,y) \in \mathcal{S} \\ & \|w\| = 1, \end{aligned}$$

or just

$$\begin{aligned} \max_{w,b,\gamma} \quad & \gamma \\ \text{s.t.} \quad & y (w^t x + b) \geq \gamma, \quad \forall (x,y) \in \mathcal{S} \\ & \|w\| = 1. \end{aligned}$$

This problem is hard to solve since the constraint on w being unital is non-convex. We instead introduce the notion of a *functional margin*:

$$\hat{\gamma} = y(w^t x + b).$$

Since $\hat{\gamma} = \gamma \|w\|$, our optimization problem can be rewritten as

$$\begin{aligned} \max_{w,b,\hat{\gamma}} \quad & \frac{\hat{\gamma}}{\|w\|} \\ \text{s.t.} \quad & y (w^t x + b) \geq \hat{\gamma}, \quad \forall (x,y) \in \mathcal{S} \\ & \|w\| = 1. \end{aligned}$$

We then change the normalizing constraint to $\hat{\gamma} = 1$. This simplifies the problem to

$$\begin{aligned} \min_w \quad & \frac{1}{2} \|w\|^2 \\ \text{s.t.} \quad & y (w^t x + b) \geq 1, \quad \forall (x,y) \in \mathcal{S}. \end{aligned}$$

The constraints ensure that the distance of \mathcal{S} to classifiers are at least $1/\|w\|$, and the objective function asks for this margin to be maximized.

Often, the above optimization problem is infeasible, so we would rather solve a relaxation of it by introducing slack variables for every data point in \mathcal{S} :

$$\begin{aligned} \min_{w,\xi} \quad & \frac{1}{2} \|w\|^2 + C \sum_{(x,y) \in \mathcal{S}} \xi_{(x,y)} \\ \text{s.t.} \quad & y (w^t x + b) \geq 1 - \xi_{(x,y)}, \quad \forall (x,y) \in \mathcal{S} \\ & \xi_{(x,y)} \geq 0 \quad \forall (x,y) \in \mathcal{S}. \end{aligned} \tag{2}$$

B. SSVMs

For simplicity, we will remove the bias from the rest of the analysis and consider it a trainable feature of x . Let \mathcal{Y} now contain more than just two classes. The score of class y is then represented by the dot product $w_y^t x$. The Crammer–Singer formulation of the multi-class SVM problem is the following:

$$\begin{aligned} \min_{w, \xi} \quad & \frac{1}{2} \sum_{y \in \mathcal{Y}} \|w_y\|^2 + C \sum \xi_{(x, y)} \\ \text{s.t.} \quad & w_y^t x - w_{y'}^t x \geq 1 - \xi_{(x, y)}, \forall (x, y) \in \mathcal{S}, \forall y' \in \mathcal{Y} \setminus \{y\} \\ & \xi_{(x, y)} \geq 0 \quad \forall (x, y) \in \mathcal{S}. \end{aligned}$$

We can rewrite this in a notation more suitable for introducing SSVMs as a generalization of SVMs. We first concatenate the weight vectors w_y into a single vector:

$$w^t = (w_1^t, \dots, w_k^t).$$

We then introduce the notation

$$\Phi(x, y) = (0, \dots, x, \dots, 0),$$

with x in the y -th position representing a *joint feature map*, and all other elements are 0. Lastly, we introduce a notion of *distance* or *loss function* on \mathcal{Y} :

$$\Delta(y', y) = \begin{cases} 1 & y = y', \\ 0 & \text{otherwise.} \end{cases}$$

Then, the model can be rewritten as

$$\begin{aligned} \min_{w, \xi} \quad & \frac{1}{2} \|w\|^2 + C \sum \xi_{(x, y)} \\ \text{s.t.} \quad & \xi_{(x, y)} \geq \Delta(y', y) - w^t \Phi(x, y) + w^t \Phi(x, y') \\ & \quad \quad \quad \forall (x, y) \in \mathcal{S}, \forall y' \in \mathcal{Y} \\ & \xi_{(x, y)} \geq 0 \quad \forall (x, y) \in \mathcal{S}. \end{aligned} \tag{3}$$

The above model is that of an SSVM in general, with possibly more-complicated joint feature maps and loss functions.

The problem (3) can be rewritten as a min-max problem of the form

$$\min_w \left(f(w) = \left\{ \sum_{x, y} \max_{y'} f_{(x, y)}(y'; w) \right\} \right), \tag{4}$$

where the summands $f_{(x, y)}(y'; w)$ are of the form

$$f_{(x, y)}(y'; w) = \Delta(y', y) - w^t \Phi(x, y) + w^t \Phi(x, y') \tag{5}$$

by omitting the regularizer term $\frac{1}{2} \|w\|^2$. We will continue with this omission of regularizers for the rest of this paper, noting that in all experiments regularizer terms will be included.

Without the regularizer term, problem (3) is therefore readily of the mathematical form of the Lagrangian dual problems studied in [RWI16, KR17], and cutting plane or subgradient descent approaches could be used to solve them efficiently under the assumption of the existence of *noise-free* discrete optimization oracles. It is also a linear problem, and the quantum linear programming technique of [VAGGdW17] could be used to provide quadratic speedup in the number of constraints and variables of the problem. In most practical cases, however (see below), the instances are very large, and it would not be realistic to assume the entire problem is available via an efficient circuit for oracle construction. Stochastic gradient descent methods overcome this difficulty (for classical training data) by randomly choosing training samples or mini-batches. This is also our approach in what follows.

C. Structured Prediction

We now introduce the general framework of *structured prediction* as a supervised learning task in machine learning. SSVMs are only one of the mathematical models used to solve structured prediction problems. As we will see, the distinguishing factor between techniques for solving structured prediction problems is the choice of an objective function similar to (5).

We will assume that structured prediction problems are equipped with the following.

- (a) A training dataset $\mathcal{S} \subseteq \mathcal{X} \times \mathcal{Y}$.

\mathcal{X} and \mathcal{Y} are, respectively, the set of all possible inputs and outputs. The elements of \mathcal{Y} encode a certain *structure* (e.g., the syntactic representation of an English sentence). In structured prediction, the outputs are therefore vectors instead of scalar discrete or real values. In particular, the set \mathcal{Y} may be exponentially large in the size of the input. This distinguishes structured prediction from multi-class classification.

- (b) A real-valued loss function $\Delta : \mathcal{Y} \times \mathcal{Y} \rightarrow \mathbb{R}$.

We assume that the minimum of Δ over its first component is uniquely attained along its diagonal, that is,

$$y = \arg \min_{y'} \Delta(y', y). \quad (6)$$

The goal is to find a prediction rule $h : \mathcal{X} \rightarrow \mathcal{Y}$ that minimizes the empirical risk

$$R(h) = \frac{1}{|\mathcal{S}|} \sum_{(x,y) \in \mathcal{S}} \Delta(h(x), y). \quad (7)$$

Without loss of generality, we may assume that Δ vanishes on its diagonal

$$\Delta(y, y) = 0, \quad \forall y \in \mathcal{Y}, \quad (8)$$

since we can always shift it to $\Delta'(y', y) = \Delta(y', y) - \Delta(y, y)$. This decreases the empirical risk by the constant $\frac{1}{|\mathcal{S}|} \sum_{(x,y) \in \mathcal{S}} \Delta(y, y)$, which is an invariant of \mathcal{S} .

- (c) A scoring function $s_w : \mathcal{X} \times \mathcal{Y} \rightarrow \mathbb{R}$.

The scoring function $s_w(x, y) = s(x, y; w)$ is indicative of suitability of a label y for a given input x . Here w is a vector of tunable parameters, often trained via a machine learning procedure on the given training dataset \mathcal{S} .

Example. In the SSVM framework of Section II B, the loss function is simply the Kronecker delta function $\Delta(y, y') = \delta_{y, y'}$. In the model (3), the scoring function is linear in the training parameters

$$s(x, y; w) = w^t \Phi(x, y).$$

In terms of a scoring function s and a loss function Δ , the objective function of (4) can be rewritten as

$$f_{\text{MM}}(w) = \sum_{x, y} \max_{y'} \{ \Delta(y', y) + s(x, y'; w) - s(x, y; w) \}, \quad (9)$$

which is also called the *max-margin* objective function [YJ09]. One can show that solving (4) with this objective function is a step towards solving the risk minimization problem (7), since (9) is an upper bound on the risk function [YJ09],

$$R_{\text{MS}}(w) = \sum_{x, y} \Delta(h_{\text{MS}}(x), y), \quad (10)$$

where the prediction rule is

$$h_{\text{MS}}(x) = \arg \max_{y'} s(x, y'; w), \quad (11)$$

which we call here the *maximum score* prediction rule. This is easy to see given

$$\begin{aligned} \Delta \left(\arg \max_{y'} s(x, y'; w), y \right) + s(x, y; w) &\leq \Delta \left(\arg \max_{y'} s(x, y'; w), y \right) + \max_{y'} s(x, y'; w) \\ &= \Delta \left(\arg \max_{y'} s(x, y'; w), y \right) + s(x, \arg \max_{y'} s(x, y'; w); w) \\ &= \Delta(y^*, y) + s(x, y^*; w) \leq \max_{y'} \{ \Delta(y', y) + s(x, y'; w) \}, \end{aligned}$$

where $y^* = \arg \max_{y'} s(x, y'; w)$. By subtracting $s(x, y; w)$ from both sides, we get

$$\Delta \left(\arg \max_{y'} s(x, y'; w), y \right) \leq \max_{y'} \{ \Delta(y', y) + s(x, y'; w) - s(x, y; w) \}.$$

SVMs solve what is called the maximum-margin problem [Vap63]. Aside from machine learning applications, this model is very well-motivated from the perspective of constrained integer programming using quantum algorithms [RWI16, KR17]. Many generalizations of SVMs have been proposed and used to solve multi-class prediction problems [WW⁺99, SFB⁺98, FISS03, YJ09]. In a survey on SSVMs [Sch09], the author reviews the optimization methods for SSVMs, including subgradient methods [Col02, ATH03, Zha04, SSSSC11], cutting plane and bundle methods [THJA04, Joa06, TSVL07, LSV08, JFY09], polynomial-sized reformulations [TGK04, BCTM05, CGK⁺08], and min-max formulations [TCK04, TLJJ06a, TLJJ06b]. Subsequently, in [LJJSP12], the authors propose a coordinate descent approach.

III. SMOOTH APPROXIMATION

Section II motivates solving a particular set of min-max optimization problems in machine learning applications. In this section, we present these mathematical programming models and consider quantum algorithms for solving them.

A. A Min-Max Optimization Problem

We define the objective function $f(w)$ as

$$f(w) = \frac{1}{n} \sum_{i=1}^n \max_{y \in \mathcal{Y}_i} f_i(y, w), \quad (12)$$

where w is a vector of tunable real-valued parameters, n is a positive integer, and each f_i is a differentiable convex real-valued function of w , and a function of a discrete vector of variable $y \in \mathcal{Y}_i$. We are interested in solving the optimization problem

$$w_* = \arg \min_w f(w) = \arg \min_w \frac{1}{n} \sum_i \max_y f_i(y, w). \quad (13)$$

Although the functions f_i are differentiable, f is not generally differentiable because of the max operator involved. However, since the max operator preserves convexity, f is a convex function.

As discussed in Section II, if f is linear in w , this problem is readily of the mathematical form of the Lagrangian dual problems studied in [RWI16, KR17], and cutting plane or subgradient descent approaches could be used to solve them efficiently under the assumption of the existence of *noise-free* discrete optimization oracles. The role of the discrete optimization subroutine is to minimize $f_i(y, w)$ over its discrete variable y with fixed choices of w . Then the cutting plane and subgradient descent meta-algorithms would converge to the optimal dual variable w_* by iterative calls to the optimizer.

On the other hand, (13) is a linear problem of the form

$$\begin{aligned} \min_{w, \mu} \quad & \sum_i \mu_i \\ \text{s.t.} \quad & \mu_i \geq f_i(y; w) \quad \forall y \in \mathcal{Y}_i, \end{aligned} \quad (14)$$

and the quantum linear programming technique of [VAGGdW17] could be used to provide quadratic speedup in the number of constraints and variables of the problem. In practice, however, the discrete domains \mathcal{Y}_i are exponentially large, and therefore quantum linear programming algorithms cannot be used to create an efficient solver.

At its core, the quantum linear programming algorithm of [VAGGdW17] in particular, and more generally the quantum SDP solvers of [BS17] and [VAGGdW17], rely on amplitude amplification procedures that prepare Gibbs states up to the needed precision. It is therefore tempting to use Gibbs-state preparation directly to solve (13), given that, in classical algorithms, smooth approximation of piece-wise linear objective functions is a common method for designing improved gradient-based solvers [BT12]. We construct such a smooth approximation of the function f , and find the minimum of the approximation. This is a promising approach, since convex optimization for smooth functions can achieve faster convergence rates.

One approach to smoothing the max of a set of functions is *exponential smoothing* [BT12]. For a finite set \mathcal{Y} and $\beta > 0$, the exponential smoothing of a set of values \mathcal{Y} , which is called the *softmax* operator, is defined as

$$\max_{y \in \mathcal{Y}}^\beta y = \frac{1}{\beta} \log \sum_{y \in \mathcal{Y}} \exp(\beta y). \quad (15)$$

This is the negative free energy of a physical system with an energy spectrum $\{-y : y \in Y\}$. We now apply smoothing to the range of every summand f_i in (12) and the resultant summation is called the smooth approximation of f at inverse temperature β , denoted by $f^\beta(w)$:

$$f^\beta(w) = \frac{1}{n} \sum_i \max_{y \in \mathcal{Y}_i}^\beta f_i(y, w). \quad (16)$$

We note that $f^\beta(w)$ converges uniformly to $f(w)$ in the limit of $\beta \rightarrow \infty$ (refer to (31) below). So, on one hand, β can be interpreted as the thermodynamic inverse temperature at equilibrium for each energy function $-f_i$ and, on the other hand, as a parameter controlling the amount of smoothing imposed on f . That is, when β is large, a better approximation of f is obtained, but with a larger Lipschitz constant (i.e., less smoothness). Consequently, we approximate w_* in (13) with

$$w_*^\beta = \arg \min_w f^\beta(w). \quad (17)$$

To perform gradient-based convex optimization on f^β , we calculate its gradient via

$$\nabla_w f^\beta(w) = \frac{1}{n} \sum_i \mathbb{E}_{Y_i}(\nabla_w f_i(Y_i, w)), \quad (18)$$

where Y_i is a random variable on \mathcal{Y}_i with its probability distribution function being the Boltzmann distribution of a system with the configuration set \mathcal{Y}_i , energy function $-f(y, w)$, and inverse temperature β :

$$\mathbb{P}(Y = y) = \frac{\exp(\beta f_i(y, w))}{\sum_{y \in \mathcal{Y}_i} \exp(\beta f_i(y, w))}, \quad y \in \mathcal{Y}_i. \quad (19)$$

B. Quantum Gibbs Sampling

We now describe the above problem in terms of Hermitian matrices we intend to simulate on a quantum computer. For each i , we assume that the range of $f_i(-, w) : \mathcal{Y}_i \rightarrow \mathbb{R}$ corresponds (up to a sign) to the spectrum of a diagonal Hermitian matrix H_i^w . We assume there is oracle access to H_i^w of the following form:

$$|k\rangle |z\rangle \mapsto |k\rangle |z \oplus (H_i^w)_{kk}\rangle.$$

The assumption is that access to such an oracle would require logarithmic resources in the size of the Hermitian. For instance, if $f_i(-, w)$ is a quadratic polynomial in binary variables with quadratic and linear coefficients dependent on w , we may associate an Ising model with logarithmically many spins present in the system. For more-general remarks on the oracle construction, we refer the reader to [VAGGdW17, Section 2].

The operator \max^β would then simply be the negative free energy of H_i^w :

$$\max_{y \in \mathcal{Y}_i}^\beta f_i(y; w) = \frac{1}{\beta} \log \text{Tr}(\exp(-\beta H_i^w)). \quad (20)$$

Applying stochastic gradient descent for solving (13) would require calculation of the gradients of $f_i(y, w)$ with respect to w , which is $\text{Tr}(A\rho)$ when $\rho = \frac{\exp(-\beta H)}{\text{Tr}(\exp(-\beta H))}$ is the Gibbs state and every partial derivative is given by

$$\frac{\partial}{\partial w_k} \max_y^\beta f_i(y; w) = \text{Tr} \left[\left(-\frac{\partial}{\partial w_k} H_i^w \right) \rho \right].$$

This is exactly the type of quantity studied in [VAGGdW17]. They show that for $N \times N$ diagonal matrices H and A , such that $\|A\| \leq 1$ and inverse temperature β , the quantity $\text{Tr}(A\rho)$ can be approximated up to an additive error θ in $O\left(\frac{\sqrt{N}\|H\|\beta}{\theta}\right)$. We can immediately conclude the following corollary.

Corollary. *Let $f_i : \mathcal{Y}_i \times \mathbb{R}^D \rightarrow \mathbb{R}$ be a real-valued function such that for all $w \in \mathbb{R}^D$, $f_i(-, w)$ has an efficient oracle construction in the sense above. Then the gradients of (20) with respect to the parameter vector w can be calculated in*

$$O\left(\frac{D\sqrt{|\mathcal{Y}_i|}\Delta_i\beta}{\theta}\right),$$

where Δ_i is a bound on $\|f'_i(w)\|$ at all w .

IV. COMPUTATIONAL COMPLEXITY

Stochastic average gradient (SAG) [SLRB17] and its variant SAGA [DBLJ14] are two optimization methods that are specifically designed for minimizing sums of smooth functions. SAG and SAGA usually perform better than the standard stochastic gradient descent. The general idea behind SAG and SAGA is to store the gradients for each of the n functions in a cache, and use their summation to obtain an estimation of the full gradient. Whenever we evaluate the gradient for one (or some) of the functions, we update the cache with the new gradients. Although the gradients in the cache are for older points, if the step size is small enough, the old points will be close to the current point and, because the functions are smooth, the gradients in the cache will not be far from the gradients for the current point; thus, using them will reduce the error of estimation of the full gradient, leading to an improved convergence rate.

Here we provide a time complexity analysis on the optimization of problem (12). Our approach is to use SAGA to optimize the smooth strongly convex objective function $f^\beta(w)$. A quantum Gibbs sampler will provide approximations of the derivatives of the functions $\max_y^\beta f_i(y, w)$ (but not exactly), as stated in the corollary in Section IIIB. Consequently, we need to revisit the convergence of SAGA in the presence of approximation errors in calculating the gradients. This is done in Section IV A. Finally, we have to account for the error introduced by optimizing the smooth function $f^\beta(w)$ instead of f itself. This is done in Section IV C.

A. A-SAGA: Approximate SAGA

We first analyze SAGA under an additive error θ in calculation of the gradients. We recall the SAGA algorithm from [DBLJ14]. The approximate SAGA algorithm (A-SAGA) only differs from SAGA in an additive error vector at every step of calculating the gradients. In this section, we also consider the case where a regularizer term $h(w)$ is present:

$$g(w) = h(w) + \frac{1}{n} \sum_i g_i(w).$$

A-SAGA: Given the value of w^k and of each $g'_i(\phi_i^k)$ at the end of iteration k , the updates for iteration $k+1$ are as follows:

1. For a random choice of index j , take $\phi_j^{k+1} = w^k$, and store $g'_j(\phi_j^{k+1})$ in a table.
2. Update w using $g'_j(\phi_j^{k+1})$, $g'_j(\phi_j^k)$, and the table average:

$$v^{k+1} = w^k - \gamma \left[g'_j(\phi_j^{k+1}) - g'_j(\phi_j^k) + \frac{1}{n} \sum_{i=1}^n g'_i(\phi_i^k) \right] + \gamma \Theta^k, \quad (21)$$

$$w^{k+1} = \text{prox}_{\gamma}^h(v^{k+1}), \quad (22)$$

where

$$\text{prox}_{\gamma}^h(y) := \underset{w \in \mathbb{R}^d}{\text{argmin}} \left\{ h(w) + \frac{1}{2\gamma} \|w - y\|^2 \right\} \quad (23)$$

is the proximal operator for h . Here the update rule for SAGA from [DBLJ14, Eq. (1)] has been modified to take into account an approximation error Θ^k in step k , where each entry of Θ^k is upper bounded in absolute value by a maximum error θ (that arises from the Gibbs sampler in the following section).

Defazio et al. prove the three lemmas below [DBLJ14]. Following their convention, all expectations are taken with respect to the choice of j at iteration $k+1$ and conditioned on w^k and each $g'_i(\phi_i^k)$, unless otherwise stated.

Lemma IV.1. *Let $g(w) = \frac{1}{n} \sum_{i=1}^n g_i(w)$. Suppose each g_i is μ -strongly convex and has Lipschitz continuous gradients with constant L . Then for all w and w^* :*

$$\langle g'(w), w^* - w \rangle \leq \frac{L - \mu}{L} [g(w^*) - g(w)] - \frac{\mu}{2} \|w^* - w\|^2 - \frac{1}{2Ln} \sum_i \|g'_i(w^*) - g'_i(w)\|^2 - \frac{\mu}{L} \langle g'(w^*), w - w^* \rangle.$$

Lemma IV.2. *For all ϕ_i and w^* :*

$$\frac{1}{n} \sum_i \|g'_i(\phi_i) - g'_i(w^*)\|^2 \leq 2L \left[\frac{1}{n} \sum_i g_i(\phi_i) - g(w^*) - \frac{1}{n} \sum_i \langle g'_i(w^*), \phi_i - w^* \rangle \right].$$

The last lemma in [DBLJ14] is only true if the error in the A-SAGA update rule is disregarded. We therefore restate this lemma as follows.

Lemma IV.3. For any ϕ_i^k , w^* , w^k and $\alpha > 0$, with v^{k+1} as defined in SAGA, if

$$X = -\frac{1}{n} \sum_i g'_i(\phi_i^k) + g'(w^*) + g'_j(\phi_j^k) - g'_j(w^k),$$

it holds that

$$\begin{aligned} \mathbb{E}[X] &= g'(w^k) - g'(w^*) \\ \mathbb{E}\|X\|^2 &\leq (1 + \alpha^{-1})\mathbb{E}\|g'_j(\phi_j^k) - g'_j(w^*)\|^2 + (1 + \alpha)\mathbb{E}\|g'_j(w^k) - g'_j(w^*)\|^2 - \alpha\|g'(w^k) - g'(w^*)\|^2. \end{aligned}$$

The main result of [DBLJ14] creates a bound for $\|w^k - w^*\|$ using the Lyapunov function T defined as

$$T^k := T(w^k, \{\phi_i^k\}_{i=1}^n) := \frac{1}{n} \sum_i g_i(\phi_i^k) - g(w^*) - \frac{1}{n} \sum_i \langle g'_i(w^*), \phi_i^k - w^* \rangle + c\|w^k - w^*\|^2$$

by proving the inequality $\mathbb{E}[T^{k+1}] \leq (1 - \frac{1}{\tau})T^k$. We will follow the logic of the same proof to obtain a similar result in the case that an additive error on the gradients exists.

Theorem IV.4. Let w^* be the optimal solution, and $0 < \epsilon < 1$ be some target precision. Let θ be a bound on the precision of a subroutine calculating the gradients of g_i at every point. Then with $\frac{1}{\theta} = O(\frac{D}{\epsilon^2})$ there exists $\tau > 0$ such that for all k ,

$$\mathbb{E}[T^{k+1}] \leq (1 - \frac{1}{\tau})T^k.$$

Proof. The first three terms in T^{k+1} can be bounded in a way similar to the proof of [DBLJ14, Theorem 1]:

$$\begin{aligned} \mathbb{E}\left[\frac{1}{n} \sum_i g_i(\phi_i^{k+1})\right] &= \frac{1}{n}g(w^k) + \left(1 - \frac{1}{n}\right)\frac{1}{n} \sum_i g_i(\phi_i^k) \\ \mathbb{E}\left[-\frac{1}{n} \sum_i \langle g'_i(w^*), \phi_i^{k+1} - w^* \rangle\right] &= -\frac{1}{n} \langle g'(w^*), w^k - w^* \rangle - \left(1 - \frac{1}{n}\right)\frac{1}{n} \sum_i \langle g'_i(w^*), \phi_i^k - w^* \rangle. \end{aligned}$$

The last term is bounded by the inequality $c\|w^{k+1} - w^*\|^2 \leq c\|v^{k+1} - w^* + \gamma g'(w^*)\|^2$, also as in the proof of [DBLJ14, Theorem 3] using the properties of the proximal operator. We can now bound the expected value of the right-hand side of this inequality in terms of X and $\|w^k - w^*\|$ by expanding the quadratics.

$$\begin{aligned} c\mathbb{E}\|v^{k+1} - w^* + \gamma g'(w^*)\|^2 &= c\mathbb{E}\|w^k - w^* + \gamma X + \gamma \Theta^k\|^2 \\ &= c\|w^k - w^*\|^2 + 2c\mathbb{E}[\langle \gamma X + \gamma \Theta^k, w^k - w^* \rangle] + c\mathbb{E}\|\gamma X + \gamma \Theta^k\|^2 \\ &= c\|w^k - w^*\|^2 - 2c\gamma \langle g'(w^k) - g'(w^*), w^k - w^* \rangle + 2c\gamma \mathbb{E}[\langle \Theta^k, w^k - w^* \rangle] \\ &\quad + c\gamma^2 \mathbb{E}\|X\|^2 + 2c\gamma^2 \mathbb{E}[\langle \Theta^k, X \rangle] + c\gamma^2 \mathbb{E}\|\Theta^k\|^2 \end{aligned}$$

By Jensen's inequality applied to the square root function, in the second inequality bellow,

$$\mathbb{E} [\langle \Theta^k, X \rangle] \leq \theta \sqrt{D} \mathbb{E} [\|X\|] \leq \theta \sqrt{D} \sqrt{\mathbb{E} [\|X\|^2]} \leq \theta \sqrt{D} \min(1, \mathbb{E} [\|X\|^2]) \leq \theta \sqrt{D} + \theta \sqrt{D} \mathbb{E} \|X\|^2.$$

We now apply Lemma IV.3 and the assumption that $\|\Theta^k\| \leq \theta \sqrt{D}$.

$$\begin{aligned} & c \mathbb{E} \|v^{k+1} - w^* + \gamma g'(w^*)\|^2 \\ & \leq c \|w^k - w^*\|^2 - 2c\gamma \langle g'(w^k) - g'(w^*), w^k - w^* \rangle + 2c\gamma \mathbb{E} [\langle \Theta^k, w^k - w^* \rangle] \\ & \quad + (c\gamma^2(1 + 2\theta\sqrt{D})) \mathbb{E} \|X\|^2 + 2c\gamma^2\theta\sqrt{D} + c\gamma^2 \mathbb{E} \|\Theta^k\|^2 \\ & \leq c \|w^k - w^*\|^2 - 2c\gamma \langle g'(w^k), w^k - w^* \rangle + 2c\gamma \langle g'(w^*), w^k - w^* \rangle + 2c\gamma\theta\sqrt{D} \|w^k - w^*\| \\ & \quad - (c\gamma^2(1 + 2\theta\sqrt{D})) \alpha \|g'(w^k) - g'(w^*)\|^2 \\ & \quad + (1 + \alpha^{-1}) (c\gamma^2(1 + 2\theta\sqrt{D})) \mathbb{E} \|g'_j(\phi_j^k) - g'_j(w^*)\|^2 \\ & \quad + (1 + \alpha) (c\gamma^2(1 + 2\theta\sqrt{D})) \mathbb{E} \|g'_j(w^k) - g'_j(w^*)\|^2 \\ & \quad + 2c\gamma^2\theta\sqrt{D} + c\gamma^2\theta^2 D \end{aligned}$$

We now apply Lemma IV.1 to bound $-2c\gamma \langle g'(w^k), w^k - w^* \rangle$, and Lemma IV.2 to bound $\mathbb{E} \|g'_j(\phi_j^k) - g'_j(w^*)\|^2$:

$$\begin{aligned} c \mathbb{E} \|w^{k+1} - w^*\|^2 & \leq (c - c\gamma\mu) \|w^k - w^*\|^2 + \left((1 + 2\theta\sqrt{D})(1 + \alpha)c\gamma^2 - \frac{c\gamma}{L} \right) \mathbb{E} \|g'_j(w^k) - g'_j(w^*)\|^2 \\ & \quad - \frac{2c\gamma(L - \mu)}{L} [g(w^k) - g(w^*) - \langle g'(w^*), w^k - w^* \rangle] - c\gamma^2(1 + 2\theta\sqrt{D})\alpha \|g'(w^k) - g'(w^*)\|^2 \\ & \quad + 2 \left((1 + 2\theta\sqrt{D}) (1 + \alpha^{-1}) c\gamma^2 L \left[\frac{1}{n} \sum_i g_i(\phi_i^k) - g(w^*) - \frac{1}{n} \sum_i \langle g'_i(w^*), \phi_i^k - w^* \rangle \right] \right. \\ & \quad \left. + 2c\gamma^2\theta\sqrt{D} + c\gamma^2\theta^2 D + 2c\gamma\theta\sqrt{D} \|w^k - w^*\| \right) \end{aligned}$$

As in [DBLJ14, Theorem 1], we pull out a $\frac{1}{\tau}$ factor of T^k and use the above inequalities, taking into account the contributions from the three error terms above:

$$\begin{aligned} \mathbb{E}[T^{k+1}] - T^k & \leq -\frac{1}{\tau} T^k + \left(\frac{1}{n} - \frac{2c\gamma(L - \mu)}{L} - 2c\gamma^2\mu\alpha(1 + 2\theta\sqrt{D}) \right) [g(w^k) - g(w^*) - \langle g'(w^*), w^k - w^* \rangle] \\ & \quad + \left(\frac{1}{\tau} + 2(1 + \alpha^{-1})(1 + 2\theta\sqrt{D})c\gamma^2 L - \frac{1}{n} \right) \left[\frac{1}{n} \sum_i g_i(\phi_i^k) - g(w^*) - \frac{1}{n} \sum_i \langle g'_i(w^*), \phi_i^k - w^* \rangle \right] \\ & \quad + \left(\frac{1}{\tau} - \gamma\mu \right) c \|w^k - w^*\|^2 + \left((1 + \alpha)\gamma(1 + 2\theta\sqrt{D}) - \frac{1}{L} \right) c\gamma \mathbb{E} \|g'_j(w^k) - g'_j(w^*)\|^2 \\ & \quad + 2c\gamma^2\theta\sqrt{D} + c\gamma^2\theta^2 D + 2c\gamma\theta\sqrt{D} \|w^k - w^*\| \end{aligned}$$

We can choose values of γ , c , α , and τ to assure that all round parentheses in the first three lines are non-positive when $1 + 2\theta\sqrt{D} \leq 2$ and all square brackets are non-negative. For instance,

$$\alpha = \frac{2L}{\mu}, \quad \gamma = \frac{1}{2L(1 + \alpha)}, \quad c = \frac{1}{3L\gamma^2 n(1 + 2\theta\sqrt{D})}, \quad \frac{1}{\tau} = \min \left(\frac{\gamma\mu}{2}, \frac{L - \mu}{3nL} \right). \quad (24)$$

With

$$\theta = \min \left(\frac{1}{2\sqrt{D}}, \frac{\mu \|w^k - w^*\|^2}{2D(3\gamma + 12\|w^k - w^*\|)} \right), \quad (25)$$

it is also guaranteed that

$$\left(\frac{1}{\tau} - \gamma\mu \right) c \|w^k - w^*\|^2 + 2c\gamma^2\theta\sqrt{D} + c\gamma^2\theta^2D + 2c\gamma\theta\sqrt{D}\|w^k - w^*\| \leq 0.$$

□

B. Quantum Algorithm for Solving the Smooth Approximation

As shown in [VAGGdW17] and discussed above, quantities of the form $\text{Tr}(A\rho)$, where A is a diagonal $N \times N$ matrix with bounded norm, and ρ is the Gibbs state of H , also a diagonal $N \times N$ matrix with bounded norm, can be approximated up to an additive error θ in $O\left(\frac{\sqrt{N}\|H\|^\beta}{\theta}\right)$. We now combine the corollary from Section III B and Theorem IV.4 to propose a quantum algorithm, called Q-SAGA, for optimizing the smooth approximation function $f^\beta(w)$ using a quantum Gibbs sampler.

For the following corollary, we let \mathcal{Y} denote the largest set \mathcal{Y}_i for all i (we can assume all \mathcal{Y}_i are the same set) and M denotes a bound on the gradients of all functions f_i^β . Here β is a fixed inverse temperature. The higher this value is, the more accurate the approximation of $f(w)$ is via $f^\beta(w)$. However, at lower temperature, Gibbs sampling will be more expensive, as is made apparent in the result given below.

Corollary. *Let $f^\beta(w)$ be defined as in (16). Given $\epsilon > 0$ as a target precision, Q-SAGA finds a point in the ϵ -neighbourhood of w_*^β defined in (17) in $O\left(\log\left(\frac{1}{\epsilon}\right)\right)$ many iterations of SAGA, with computational complexity $O\left(\epsilon^{-2}D^2\sqrt{|\mathcal{Y}|}\beta^3\sqrt{M}\log\left(\frac{1}{\epsilon}\right)\right)$ at low temperature and $O\left(\epsilon^{-2}D^2\sqrt{|\mathcal{Y}|}\sqrt{M}\log\left(\frac{1}{\epsilon}\right)\right)$ at high temperature, provided that each f_i is μ -strongly convex and all functions $f_i(w, y)$ have bounded gradients: $M = \max_{i,y,w} \|\nabla_w f(y; w)\|^2$.*

Proof. As in [DBLJ14, Corollary 1], we note that $c\|w^t - w^*\|^2 \leq T^t$, therefore by chaining the expectations,

$$\mathbb{E} \left[\|w^t - w^*\|^2 \right] \leq C_0 \left(1 - \frac{1}{\tau} \right)^t,$$

where

$$C_0 = \|w^0 - w^*\|^2 + \frac{1}{c} \left[f(w^0) - \langle f'(w^*), w^0 - w^* \rangle - f(w^*) \right].$$

Therefore, we should have

$$t \geq \frac{\log \frac{1}{\epsilon} + \log \frac{C_0 L}{2}}{-\log \left(1 - \frac{1}{\tau} \right)}. \quad (26)$$

Using the inequality $\log(1 - x) \leq -x$, it suffices that

$$t \geq \tau \left(\log \frac{1}{\epsilon} + \log \frac{C_0 L}{2} \right). \quad (27)$$

From (24), we know that

$$\tau \leq \max \left\{ 4 \frac{L}{\mu} \left(1 + 2 \frac{L}{\mu} \right), \frac{3nL}{L - \mu} \right\} \leq \max \left\{ 12 \left(\frac{L}{\mu} \right)^2, \frac{3nL}{L - \mu} \right\}, \quad (28)$$

where we have used the fact that $\mu \leq L$.

We recall that, if the gradient of the function $v(y, w)$ is ℓ -Lipschitz continuous, then the softmax operator $\max_{y \in \mathcal{Y}} v(y, w)$ is Lipschitz continuous with the parameter $L = \beta M + \ell$ (see [BT12]). Hence,

$$\tau = \max \left\{ 12 \left(\frac{\beta M + \ell}{\ell} \right)^2, 3n + \frac{3n\ell}{\beta M} \right\}. \quad (29)$$

Replacing the values of L , ℓ , and τ in the formulas, we get

$$t \geq 12 \max \left\{ 12 \left(\frac{\beta M + \ell}{\ell} \right)^2, 3n + \frac{3n\ell}{\beta M} \right\} \left(\log \frac{1}{\epsilon} + \log \frac{C_0 L}{2} \right). \quad (30)$$

Since $C_0 L = O(\frac{L}{\epsilon}) = O(n)$, it follows that $t = O(\log(\frac{1}{\epsilon}))$ iterations, an ϵ -approximation of w^* can be found. Each iteration of A-SAGA requires finding all partial derivatives of f_j for a random choice of j with precision θ such that $O(\frac{1}{\theta}) = O(\frac{D}{\epsilon^2})$. This is done in $O(\frac{D^2 \sqrt{|\mathcal{Y}|} \beta \sqrt{M}}{\epsilon^2})$ according to the corollary in Section III B. The result follows. \square

C. Complexity of Solving the Min-Max Problem

Recall that w_* denotes the minimum of $f(w)$ and w_*^β the minimum of the smooth approximation $f^\beta(w)$. In this section, we analyze the inverse temperature β at which sampling from the quantum Gibbs sampler has to happen in order for w_*^β to be a sufficiently good approximation of the original optimum w_* . In what follows, we assume that each $f_i(w)$ is μ -strongly convex. This implies that each $\max_y^\beta f(y, w)$ is also μ -strongly convex [GP17].

Lemma IV.5. *To solve the original problem (13) with ϵ -approximation, it suffices to solve the smooth approximation (16) for $\beta > \frac{\log |\mathcal{Y}|}{\epsilon}$ with precision $\epsilon - \frac{\log |\mathcal{Y}|}{\beta}$.*

Proof. The softmax operator \max^β is an upper bound on the max function satisfying

$$\max_{y \in \mathcal{Y}} v(y) \leq \max_{y \in \mathcal{Y}}^\beta v(y) \leq \max_{y \in \mathcal{Y}} v(y) + \frac{\log |\mathcal{Y}|}{\beta}, \quad (31)$$

for any function v [NS16]. Using this inequality and the optimality of w_* and w_*^β , it follows that

$$f(w_*^\beta) - \frac{\log |\mathcal{Y}|}{\beta} \leq f^\beta(w_*^\beta) - \frac{\log |\mathcal{Y}|}{\beta} \leq f^\beta(w_*) - \frac{\log |\mathcal{Y}|}{\beta} \leq f(w_*) \leq f(w_*^\beta). \quad (32)$$

Therefore, $\|f(w_*^\beta) - f(w_*)\| \leq \frac{\log |\mathcal{Y}|}{\beta}$. So, in order to solve the original problem within an error of ϵ , i.e., $f(w^t) - f(w_*) \leq \epsilon$, it is sufficient to have $\frac{\log |\mathcal{Y}|}{\beta} < \epsilon$, and

$$f^\beta(w^t) - f(w_*^\beta) \leq \epsilon - \frac{\log |\mathcal{Y}|}{\beta}. \quad (33)$$

□

Lemma IV.6. *In solving problem (17) with A-SAGA we have*

$$\mathbb{E} \left[f^\beta(w^k) - f^\beta(w_*) \right] \leq \frac{L}{2} C_0 \left(1 - \frac{1}{\tau} \right)^k.$$

Proof. By the descent lemma [Nes13, Lemma 1.2.4], we have

$$f^\beta(w) - f^\beta(w_*) \leq \langle \nabla f^\beta(w_*), w - w_* \rangle + \frac{L}{2} \|w - w_*\|^2.$$

The smoothness of the function f^β and optimality of w_* implies that $\nabla f(w_*) = 0$, and therefore

$$f^\beta(w) - f^\beta(w_*) \leq \frac{L}{2} \|w - w_*\|^2. \quad (34)$$

The result now follows from Theorem IV.4. □

The above two lemmas are useful for achieving an approximation of the optimal *value* of f by doing so for f^β .

Theorem IV.7. *The A-SAGA algorithm applied to the function f^β , at $\beta = \frac{2 \log |\mathcal{Y}|}{\epsilon}$, requires $O(\frac{1}{\epsilon^2} \log \frac{1}{\epsilon})$ gradient evaluations to find a point at which the value of f^β is in the ϵ -neighbourhood of the optimal value of f , provided that each f_i is μ -strongly convex and all functions $f_i(w, y)$ have bounded gradients:*

$$M = \max_{i, y, w} \|\nabla_w f(y; w)\|^2.$$

Proof. Based on Lemma IV.5, it suffices to find a point at which the value of f^β is in the $\left(\epsilon - \frac{\log |\mathcal{Y}|}{2\beta} \right)$ -neighbourhood of its optimal value. Using Lemma IV.6, we need

$$\mathbb{E} [f(w^t) - f(w_*)] \leq \frac{L}{2} C_0 \left(1 - \frac{1}{\tau} \right)^t \leq \epsilon - \frac{\log |\mathcal{Y}|}{2\beta} = \frac{\epsilon}{2}. \quad (35)$$

Therefore, we should have

$$t \geq \frac{\log \frac{2}{\epsilon} + \log \frac{C_0 L}{2}}{-\log \left(1 - \frac{1}{\tau} \right)}. \quad (36)$$

Using the inequality $\log(1 - x) \leq -x$, it suffices that

$$t \geq \tau \left(\log \frac{2}{\epsilon} + \log \frac{C_0 L}{2} \right). \quad (37)$$

From (24), we know that

$$\tau \leq \max \left\{ 4 \frac{L}{\mu} \left(1 + 2 \frac{L}{\mu} \right), \frac{3nL}{L - \mu} \right\} \leq \max \left\{ 12 \left(\frac{L}{\mu} \right)^2, \frac{3nL}{L - \mu} \right\}, \quad (38)$$

where we have used the fact that $\mu \leq L$.

We recall [BT12] that, if the gradient of the function $v(y, w)$ is μ -Lipschitz continuous, then the softmax operator $\max_{y \in \mathcal{Y}}^\beta v(y, w)$ is Lipschitz continuous with the parameter $\beta M + \mu$. Hence,

$$\tau = \max \left\{ 12 \left(\frac{\beta M + \mu}{\mu} \right)^2, 3n + \frac{3n\mu}{\beta M} \right\}. \quad (39)$$

Since $\beta = \frac{\log |\mathcal{Y}|}{2\epsilon}$, for sufficiently small ϵ , the left term dominates and we have

$$\tau = 12 \left(\frac{\beta M + \mu}{\mu} \right)^2. \quad (40)$$

Replacing the values of L , μ , and τ in the formulas, we get

$$t \geq 12 \left(\frac{\frac{\log |\mathcal{Y}|}{2\epsilon} M + \mu}{\mu} \right)^2 \left(\log \frac{2}{\epsilon} + \log \frac{C_0}{2} + \log \left(\frac{\log |\mathcal{Y}|}{2\epsilon} M + \mu \right) \right), \quad (41)$$

proving the claim. \square

We should mention that the best complexity for solving the problem of (12) in terms of the precision of the solution is $O(\frac{1}{\epsilon})$ [SZ13, Nes05], matching the theoretical optimal bound. The bound $O(\frac{1}{\epsilon^2} \log \frac{1}{\epsilon})$ for the A-SAGA is clearly inferior. Considering the fact that the convergence of SAGA matches the optimal rate for strongly convex smooth problems, the reason that our bound does not match the bounds of [SZ13, Nes05] could be because of the additive error, or because our analysis of the algorithm may not be sufficiently tight.

Example. A special case of practical importance is when the functions f_i are linear in w , i.e., in the form of (43). In this case our optimization problem is

$$f(w) = \lambda \frac{\|w\|^2}{2} + \frac{1}{n} \sum_{i=1}^n \max_{y \in \mathcal{Y}} \{a_{i,y} w + b_{i,y}\}, \quad (42)$$

where for simplicity we have assumed $\mathcal{Y}_i = \mathcal{Y}$ for all i .

For the linear functions, the Lipschitz constant of the gradients is 0, as the gradient does not change, so $\ell = 0$. For the bound on the gradient of the functions, we have $M = \max_i \max_y \|a_{i,y}\|^2$.

Finally, we can show convergence of A-SAGA to an approximation of the optimal solution of f .

Corollary. *With the same conditions as Theorem IV.7, A-SAGA finds a point in the ϵ -neighbourhood of $\|w_*\|$ in $O(\frac{1}{\epsilon^2} \log \frac{1}{\epsilon})$.*

Proof. This follows from the previous theorem and the definition of strong convexity. \square

Corollary. *With the same conditions as in Theorem IV.7, Q-SAGA finds an ϵ -approximation to the solution of the min-max problem in $O\left(\epsilon^{-5} D^2 \sqrt{|\mathcal{Y}|} \sqrt{M} \log\left(\frac{1}{\epsilon}\right)\right)$ quantum gate counts.*

V. NUMERICAL EXPERIMENTS

We compare the optimization of the function $f(w)$, as defined in (12), with its smooth approximation f^β , as defined in (16). To exclude the effects of sampler errors and noise, we restrict our experiments to small instances (i.e., we restrict the size of the sets \mathcal{Y}_i) in order to be able to find the value of the softmax operator and its gradient exactly.

Also, for simplicity, we restrict our experiments to the case where f_i is a linear function of w :

$$f_i(y, w) = a_{i,y}^t w + b_{i,y}, \quad y \in \mathcal{Y}_i, w \in \mathbb{R}^d. \quad (43)$$

This guarantees the convexity of all f_i and f . Here, the elements $y \in \mathcal{Y}_i$ are used as indices for their corresponding $a_{i,y}$ and $b_{i,y}$ vectors. In this section, all coefficient vectors $a_{i,y}$ and $b_{i,y}$ are randomly generated according to the Cauchy distribution.

In the various cases studied below, we will be using variants of gradient descent on the function f^β . We also consider a gradual increase of β according to a given schedule. With all this in mind, our methods will have the following hyperparameters in common:

1. β_0 , the initial inverse temperature;
2. c_β , a constant indicative of a schedule on β through the assignment of $\beta_k = (1 + kc_\beta)\beta_0$ at iteration k ;
3. ℓ_0 , the initial learning rate, i.e., the step size of gradient descent or its variations; and
4. c_ℓ , a constant indicative of a schedule on ℓ through the assignment of $\ell_k = \frac{\ell_0}{1+k \cdot c_\ell}$ at iteration k .

1. Gradient descent

Our first experiment is intended to demonstrate the advantage of smoothing in the standard gradient descent algorithm. Here, we choose to have $D = 10$ parameters, w_i initialized at 10, and all $\mathcal{Y}_i = \{1, \dots, 100\}$. We use a single summand (i.e., $m = 1$). This allows us to calculate the full gradient of the function efficiently and isolate the effect of smoothing from the effects of batch and mini-batch sampling of the gradient.

We compare gradient descent in four settings:

1. the original function with no smoothing;
2. a small amount of smoothing with $\beta = 100$ held constant throughout the descent iterations;
3. a large amount of smoothing with $\beta = 0.001$ held constant throughout the descent iterations; and
4. a large amount of initial smoothing with $\beta = 0.001$, and with β increasing linearly over time.

We generated 10 problem instances using different seeds to generate random numbers from the Cauchy distribution. For each setup and each problem instance, we tuned the hyperparameters using a grid search over powers of 2 and chose the one that minimized the average of the original non-smooth objective function value. The average is taken over 200 iterations. The grid for hyperparameters was made from the following parameter ranges.

$$c_\beta, c_\ell \in \{0\} \cup \{2^{-17}, 2^{-16}, \dots, 2^2\}, \quad \ell_0 \in \{2^{-17}, 2^{-16}, \dots, 2^2\} \quad (44)$$

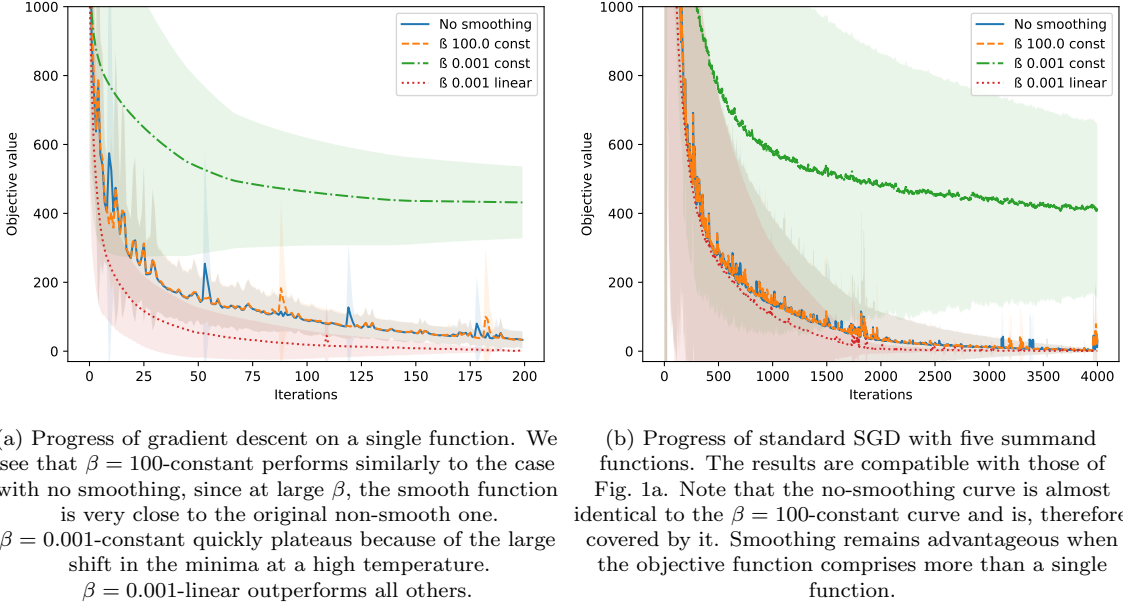


FIG. 1: Progress of several numerical experiments. The vertical axis indicates the average instantaneous residual value over all problem instances. For each problem instance, the instantaneous residual value is the difference between the instantaneous value and the best value found for that instance across all of our experiments. The graphs show average and standard deviations.

Fig. 1a illustrates the progress of the experiment averaged over the 10 problem instances. For each problem instance, the hyperparameters are tuned independently. For experiments with a constant β value, we set $c_\beta = 0$ without further tuning.

We observe that $\beta = 0.001$ -linear (i.e., initializing β to 0.001 and linearly increasing it) performs the best for the following reason. In the low- β regime in the earlier iterations we may choose larger step sizes and descend faster. As we increase β , we also move the minimum of f^β gradually so that the minimum of the smooth function approximates the minimum of the original objective function well (i.e., the distance between the minimum of each of the two functions is sufficiently small).

We also verified that if we gradually increase β when we start from a large initial value (e.g., $\beta = 100$), we will see no advantage over $\beta = 100$ -constant, since for $\beta = 100$ or higher, the smooth function is already too close to the original non-smooth function. We did not include the latter curves in this plot in the interest of clarity.

2. Stochastic gradient descent

We repeat the previous experiment, this time with five summand functions, and used the standard stochastic gradient descent algorithm with a batch size of one (i.e., in each iteration we evaluate the gradient of just one of the five functions, chosen randomly, as a *sample* of the true gradient). The 10 weights are initialized at 20.

As before, we generated 10 random problem instances using different seeds, and optimized the hyperparameters by using a grid search on powers of two, this time over 500 iterations, for each setting and problem instance. The grid for the hyperparameters is the same as the grid in Eq. (44).

Fig. 1b shows the descent curves for our four settings, with results compatible with those of

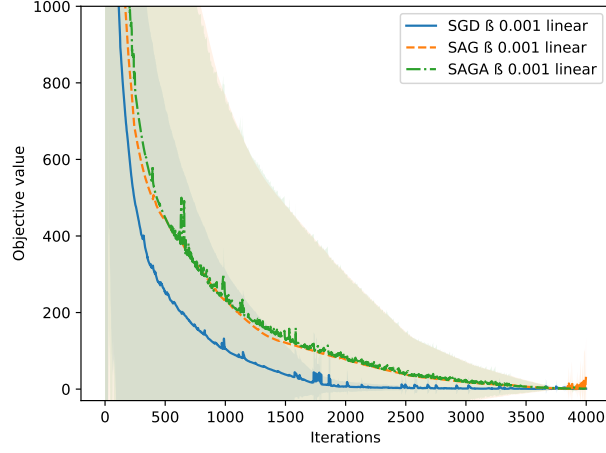


FIG. 2: Residual value of the objective function versus iterations in numerical experiments using standard SGD, SAG, and SAGA. Interestingly, the performance of SAG and SAGA are worse than standard SGD, since the gradients in their cache are not only from older points, but also older smooth approximations of the objective function at older values of β .

Fig. 1a. Note that the no-smoothing curve is almost identical to the $\beta = 100$ -constant curve and is, therefore, covered by it. Smoothing remains advantageous when the summation in (12) comprises more than a single function and we evaluate the gradient stochastically on randomly chosen functions.

3. Stochastic average gradient

Stochastic average gradient (SAG) [SLRB17] and its variant SAGA [DBLJ14] are two optimization methods that are specifically designed for minimizing sums of smooth functions. SAG and SAGA usually perform better than the standard stochastic gradient descent. Here we apply these methods to the problem defined above. Tuned hyperparameter are obtained similarly to the previous cases, and by averaging over 500 repetitions, for each setting and problem instance.

The results are reported in Fig. 2. We can see that the performance of SAG and SAGA are, interestingly, worse than the standard stochastic gradient descent, as SAG and SAGA have been designed with the assumption that the function we are optimizing does not change over iterations. This is not true here since we are also changing β over time. In other words, the gradients in the cache are not only from older points, but also older smooth functions at older values of β , and this increases the estimation error of the full gradient.

VI. OBJECTIVE FUNCTIONS FOR STRUCTURED PREDICTION

A. S3VM

In this section, we use ideas from Section III A to solve a smooth approximation of SSVMs. We first observe that the constrained optimization problem S3VM as presented in (3) can be rewritten

[YJ09] as the minimization of the objective function

$$f_{\text{SSVM}}(w) = \frac{1}{2}\lambda\|w\|^2 + \sum_{(x,y) \in \mathcal{S}} \max_{y'} \{ \Delta(y', y) + w^t [\Phi(x, y') - \Phi(x, y)] \}, \quad (45)$$

where λ is the regularization parameter for which we have $\lambda = \frac{1}{C}$ with C being the parameter defined in (3). This objective function is a convex upper bound on the risk minimization problem

$$\min_w \sum_{(x,y) \in \mathcal{S}} \Delta(\arg \max_{y'} (w^t \Phi(x, y')), y), \quad (46)$$

as we saw in Section VI. Note that Eq. (45) can easily be rewritten in the form of the function defined in (12). The smoothing of (45) results in the function

$$f_{\text{S3VM}}(w; \beta) = \frac{1}{2}\lambda\|w\|^2 + \sum_{(x,y) \in \mathcal{S}} \max_{y'}^\beta \{ \Delta(y', y) + w^t [\Phi(x, y') - \Phi(x, y)] \}, \quad (47)$$

which is a smooth and strongly convex upper bound on the objective function of (46). We use S3VM as an abbreviation for *smooth structured support vector machine*. As a matter of fact, we rediscover the so-called *softmax margin* objective function [GS10b] for structured prediction,

$$f_{\text{SMM}}(w) = \frac{1}{n} \sum_{x,y} \max_{y'}^\beta [\Delta(y', y) + s(x, y'; w) - s(x, y; w)], \quad (48)$$

which is an upper bound on $f_{\text{MM}}(w)$ from (9). For the gradient of (47), from (18) we have

$$\nabla_w f_{\text{S3VM}}(w; \beta) = \lambda w + \sum_{(x,y) \in \mathcal{S}} \mathbb{E}_Y(\Phi(x, Y)) - \Phi(x, y), \quad (49)$$

where Y is a random variable with the probability distribution

$$p_{B+\Delta}(y'|x; w, \beta) \propto \exp(\beta [\Delta(y', y) + w^t \Phi(x, y')]), \quad (x, y) \in \mathcal{S}. \quad (50)$$

One method of calculating Eq. (49) is to use a Monte Carlo estimation by generating samples from the distribution (50).

Smoothing of the maximum-margin problem is not a new idea. This approach was studied for speech recognition tasks [SS07]. In [HU10], the authors also considered the same smoothing approach to SSVMs and gave an approximate inference method based on message passing algorithms. In [GS10a] and [VLZ11], the authors compared S3VM with several other structured prediction objective functions and found S3VM and *loss-inspired conditional log-likelihood* outperformed the rest. Loss-inspired conditional log-likelihood [VLZ11] was introduced as an inexpensive modification to the conditional log-likelihood objective function and later reinvented in [NBJ⁺16] as *reward augmented maximum likelihood*, but with additional theoretical analysis connecting it to entropy-regularized reinforcement learning.

B. Conditional Log-Likelihood

One approach to obtaining an objective function for structured prediction is to use the conditional log-likelihood

$$\mathcal{L}(w) = - \sum_{(x,y) \in \mathcal{S}} \log p(y|x; w), \quad (51)$$

where $p(y|x; w)$ is a conditional probability density function parameterized by a tunable parameter vector w . One way to define the probability distribution function p is to use the scoring function $s(x, y; w)$ according to the equation

$$p_B(y|x; w, \beta) = \frac{\exp(\beta s(x, y; w))}{Z_B(x; w, \beta)}, \quad (x, y) \in \mathcal{X} \times \mathcal{Y}, \quad (52)$$

where β is a non-tunable parameter separate from w , and $Z_B(x; w, \beta)$ is the normalizing constant.

The *conditional log-likelihood* (CL) objective function is

$$f_{\text{CL}}(w) = - \sum_{(x,y) \in \mathcal{S}} \log p_B(y|x; w, \beta) = -\beta \sum_{(x,y) \in \mathcal{S}} \left[\max_{y' \in \mathcal{Y}} s(x, y'; w) - s(x, y; w) \right]. \quad (53)$$

To compute the gradient of this objective function, we can use (18) for the gradient of the softmax operator \max^β .

One weakness of this objective function is that it does not take the task-specific loss function Δ into account. If the model satisfies some regularity conditions and the size of the dataset is large, this would not be a problem because of the asymptotic consistency and efficiency of the maximum-likelihood method [NM94]. However, in practice, these conditions are usually not satisfied, so it might be possible to find a better objective function to obtain a solution. S3VM is an example of such a function. We consider other alternatives in the next sections.

There is an interesting connection between the objective function (53) and the principle of maximum entropy. In [BPP96], the authors prove the following. Consider all the conditional probability distributions over the output y given an input x . Among all such distributions, the one that satisfies a specific set of constraints to match the empirical distribution of the data, while simultaneously maximizing the entropy, has a probability function of the form p_B . Furthermore, it is the same distribution that maximizes the conditional log-likelihood f_{CL} of (53).

When the scoring function s corresponds to the negative energy function of an undirected graphical model, the model trained with the conditional log-likelihood objective function (53) is called a *conditional random field* (CRF) [LMP01], an important model used in structured prediction. It has found applications in various areas, including computer vision [HZCP04, KH04, Li09], natural language processing [SP03, ML03], and bioinformatics [BCHP07, DVP⁺07].

C. Loss-Targeted Conditional Log-Likelihood

Instead of using conditional log-likelihood, we may consider a source and a target probability density function p and q and minimize a notion of distance between them [VLZ11, NBJ⁺16]. The conditional log-likelihood objective function (51) can actually be driven with this approach.

Example. Let us use Kullback–Leibler (KL) divergence as our notion of distance. For p , we use p_B as defined in (52). For the target distribution, we may simply use the Kronecker delta between the predicted label y' and the true label y :

$$q(y'|x) = \delta_{y',y}, \quad (x, y) \in \mathcal{S}. \quad (54)$$

The structured prediction objective function is then

$$\sum_{(x,y) \in \mathcal{S}} \sum_{y' \in \mathcal{Y}} \delta_{y,y'} \log \frac{\delta_{y,y'}}{p_B(y'|x; w)} = - \sum_{(x,y) \in \mathcal{S}} \log p_B(y|x; w) = \mathcal{L}(w), \quad (55)$$

which was studied in the previous section.

As discussed previously the conditional log-likelihood objective function f_{CL} does not take the task-specific loss Δ into account. One way to resolve this is to use a target distribution q that depends on Δ . In [VLZ11, NBJ⁺16], the authors propose using the target distribution

$$q_\Delta(y'|x) \propto \exp(-\mu \Delta(y', y)), \quad (x, y) \in \mathcal{S}, \quad (56)$$

where $\mu \in \mathbb{R}$ is a parameter adjusting the spread of the distribution. The KL distance between p_B and q_Δ ,

$$\sum_{y' \in \mathcal{Y}} [q_\Delta(y'|x) \log q_\Delta(y'|x) - q_\Delta(y'|x) \log p_B(y'|x; w)] ,$$

has its first term $q_\Delta(y'|x) \log q_\Delta(y'|x)$ independent of w , so we can ignore it and obtain the *loss-targeted conditional log-likelihood* (LCL) objective function

$$\begin{aligned} f_{\text{LCL}}(w) &= \sum_{(x,y) \in \mathcal{S}} \sum_{y' \in \mathcal{Y}} [-q_\Delta(y'|x) \log p_B(y'|x; w, \beta)] \\ &= \sum_{(x,y) \in \mathcal{S}} \sum_{y' \in \mathcal{Y}} q_\Delta(y'|x) [\log Z_B(x; w, \beta) - \beta s(x, y'; w)] \\ &= \sum_{(x,y) \in \mathcal{S}} \left\{ \log Z_B(x; w, \beta) - \sum_{y' \in \mathcal{Y}} \beta q_\Delta(y'|x) s(x, y'; w) \right\} \\ &= \beta \sum_{(x,y) \in \mathcal{S}} \left\{ \max_{y'}^\beta s(x, y'; w) - \mathbb{E}_{Y_\Delta} (s(x, Y_\Delta; w)) \right\}, \end{aligned} \quad (57)$$

where Y_Δ is a random variable with the probability function q_Δ .

To find the gradient of f_{LCL} , for the $\max_{y'}^\beta s(x, y'; w)$ terms we can use the gradient formula of the softmax operator from (18), and for the $\mathbb{E}_{Y_\Delta} (s(x, Y_\Delta; w))$, since the distribution q_Δ does not depend on w , we have

$$\nabla_w \mathbb{E}_{Y_\Delta} (s(x, Y_\Delta; w)) = \mathbb{E}_{Y_\Delta} (\nabla_w s(x, Y_\Delta; w)). \quad (58)$$

Based on the particular formulas selected for the scoring function s and the loss function Δ (see Section II C), we might be able to use combinatorial formulas to compute (58) exactly. Another

approach could be Monte Carlo estimation by sampling from the distribution q_Δ . This could be an easy task, depending on the choice of Δ . For example, when the labels are binary vectors and Δ is the Hamming distance, we can group together all the values of the labels that have the same Hamming distance from the true label. We can then find a combinatorial formula for the number of values in each group, and determine the probability of each group exactly. In order to generate samples, we choose one group randomly according to its probability and then choose one of the values in the group uniformly at random.

D. The Jensen Risk Bound

The last approach we discuss for incorporating the task-specific loss Δ is using the Earth mover's distance (EMD). An exact definition, and a linear programming formulation to compute the EMD can be found in [RTG98]. In this approach, the EMD is used (instead of KL distance) to measure the distance between two source and target distributions p and q , and to try to minimize this distance.

For p , we choose the probability density function p_B as in (52) and let q be defined as in (54). With these choices, the objective function is

$$f_{\text{Risk}}(w) = \frac{1}{n\beta} \sum_{(x,y) \in \mathcal{S}} \sum_{y' \in \mathcal{Y}} \Delta(y', y) p_B(y' | x; w, \beta) = \frac{1}{n\beta} \sum_{(x,y) \in \mathcal{S}} \mathbb{E}_{Y_B} (\Delta(Y_B, y)), \quad (59)$$

where Y_B is a random variable with the probability density function p_B . This objective function is called *risk* because of its close relationship with the empirical risk as defined in (7).

The objective function f_{Risk} incorporates the task specific loss Δ ; however, it is non-convex [GS10b] and the computation of its gradient,

$$\begin{aligned} \nabla_w f_{\text{Risk}}(w) &= \frac{1}{n} \sum_{(x,y) \in \mathcal{S}} \mathbb{E}_{Y_B} (\Delta(Y_B, y) \nabla_w s(Y_B, x; w)) \\ &= \frac{1}{n} \sum_{(x,y) \in \mathcal{S}} \mathbb{E}_{Y_B} (\Delta(Y_B, y)) \mathbb{E}_{Y_B} (\nabla_w s(Y_B, x; w)), \end{aligned}$$

is difficult, because of the term $\mathbb{E}_{Y_B} (\Delta(Y_B, y) \nabla_w s(Y_B, x; w))$ [GS10b]. For example, a Monte Carlo estimation of $\mathbb{E}_{Y_B} (\Delta(Y_B, y) \nabla_w s(Y_B, x; w))$ would have much greater variance for the same number of samples, compared to the estimation of $\mathbb{E}_{Y_B} (\nabla_w s(Y_B, x; w))$, which is what we need in most objective functions, for example, f_{CL} , f_{LCL} , and f_{S3VM} .

A solution to this issue is provided in [GS10a], where the authors have introduced the new objective function f_{JRB} , called the Jensen risk bound, which is an upper bound on f_{Risk} , and has gradients that are easier to calculate:

$$f_{\text{JRB}}(w) = \frac{1}{n\beta} \sum_{(x,y) \in \mathcal{S}} \log \mathbb{E}_{Y_B} (\beta \exp(\Delta(Y_B, y))) \quad (60)$$

To see why f_{JRB} is an upper bound on f_{Risk} , note that

$$\begin{aligned} \mathbb{E}_{Y_B} (\Delta(Y_B, y)) &= \frac{1}{\beta} \log \exp (\beta (\mathbb{E}_{Y_B} (\Delta(Y_B, y)))) \\ &\leq \frac{1}{\beta} \log (\mathbb{E}_{Y_B} (\exp(\beta \Delta(Y_B, y)))) , \end{aligned}$$

by convexity of the exponential function and Jensen's inequality.

For the gradient formula for f_{JRB} , we have

$$\nabla_w f_{\text{JRB}}(w) = \frac{1}{n\beta} \sum_{(x,y) \in \mathcal{S}} \mathbb{E}_{Y_{B+\Delta}}(\nabla_w s(x, Y_{B+\Delta}; w)) - \mathbb{E}_{Y_B}(\nabla_w s(x, Y_B; w)),$$

where $Y_{B+\Delta}$ is a random variable with the probability density function

$$p_{B+\Delta}(y'|x; w, \beta) \propto \exp(\beta[\Delta(y', y) + s(x, y'; w)]), \quad y' \in \mathcal{Y}, (x, y) \in \mathcal{S}, \quad (61)$$

and Y_B is a random variable with the probability function p_B as defined in (52).

Although f_{JRB} has easier gradients to calculate, it is still a non-convex function. The EMD used here gives rise to a new interpretation of the well-known objective function of risk, which was used successfully for a long period of time by the speech recognition and natural language processing communities [KHK00, PW02, GS10a]. In [GS10a], the authors have introduced the Jensen risk bound objective of (60), as an easier-to-optimize upper bound on the risk objective function.

VII. IMAGE TAGGING AS A STRUCTURED-PREDICTION TASK

Recall the notation used in Section II B. In our image tagging task, let \mathcal{X} be the set of all possible images, and \mathcal{Y} is the set of all possible labels. The labels are ℓ -dimensional binary vectors. In other words, $\mathcal{Y} \subseteq \{-1, 1\}^\ell$. Each dimension of y denotes the presence or absence of a tag in the image (e.g., “cat”, “dog”, “nature”).

We would like to find the feature function $\Phi(x, y; w_0)$ with parameter w_0 . Let $\Phi_0 : \mathcal{X} \times \mathcal{W}_0 \rightarrow \mathbb{R}^\eta$ be a feature function, where the first argument from \mathcal{X} is an image, the second argument from \mathcal{W}_0 is a parameter, and the output is a real vector with $\eta \in \mathbb{N}$ dimensions. The function $\Phi_0(x; w_0)$ serves as a base feature function in the construction of $\Phi(x, y; w_0)$. The function $\Phi_0(x; w_0)$ can be any function. In our experiments, we use a convolutional neural network (CNN) as a feature extractor for this purpose, with w_0 denoting its weights.

One way to define Φ based on Φ_0 is as follows: we design Φ_0 (i.e., the CNN) such that the dimension of its output is identical to the size of the labels: $\eta = \ell$. Let “triu” denote the vectorized upper triangle of its square matrix argument. We then define

$$\Phi(x, y; w_0) = \begin{pmatrix} \text{triu}(yy^t) \\ \Phi_0(x; w_0) \circ y \\ y \end{pmatrix}, \quad (62)$$

where \circ is the element-wise product. Note that $\Phi_0(x; w_0) \circ y$ is well-defined because $\eta = \ell$ and the two vectors $\Phi_0(x; w_0)$ and y have identical dimensions.

The result is $\Phi(x, y; w_0) \in \mathbb{R}^d$ for some $d \in \mathbb{N}$. Let $w \in \mathbb{R}^d$ be the parameter vector of our structured-prediction model. We then define the scoring function s as

$$\begin{aligned} s(x, y; w) &= w^t \Phi(x, y; w_0) = (\theta_1^t \ \theta_2^t \ \theta_3^t) \Phi(x, y; w_0) \\ &= \theta_1^t \text{triu}(yy^t) + \theta_2^t [\Phi_0(x; w_0) \circ y] + \theta_3^t y. \end{aligned} \quad (63)$$

One can then interpret θ_1 as control parameters on the relationship between pairs of labels y_i and y_j . The parameter vector θ_2 controls the effect of the features extracted from the CNN. The




FIG. 3: Sample tags generated purely by the neural networks versus the conjunction of neural networks and S3VM.

parameter vector θ_3 controls the bias of the values of y_i , as some tags are less likely to be present and some are more likely. Note that the formula $s(x, y; w)$ in (63) is quadratic in y .

We choose the function Δ to be the Hamming distance

$$\Delta(y', y) = \text{Hamming}(y', y) \quad (64)$$

for two reasons. Firstly, the error in the predictions made in image tagging is also calculated using the Hamming distance between the true label and the predicted label. Secondly, the Hamming distance is a linear function of y' , and therefore $\Delta(y', y) + s(x, y'; w)$ remains quadratic in y' . This reduces the inference step of the optimization of f_{S3VM} and f_{JRB} (i.e., sampling from the distribution $p_{B+\Delta}$ of (50) and (61)) to sampling from an Ising model.

A. Numerical Results

We use the MIRFLICKR dataset [HL08], which consists of 25,000 images and 38 tags. This dataset consists of an extended tag set with more than 1000 words. Since the sampling step for the Monte Carlo estimation of the gradient of the objective functions is very slow on CPUs, we restrict the tags to the smaller set of 38. We randomly selected 20,000 images for the training set, 2500 images for the validation set, and the remaining 2500 images for the test set.

We train a pre-trained AlexNet [KSH12], a convolutional neural network, on the training data, then fix the trained network and use it as a feature extractor for a graphical model. We then train the weights of the graphical model with three different loss functions, namely f_{CL} , f_{S3VM} , and f_{JRB} . This is inspired by [CSYU15], wherein the output of an AlexNet network is fed to a CRF in a very similar fashion.

In the training mode, we use the standard stochastic gradient descent algorithm, with a parameter λ adjusting the L_2 regularizer of $\lambda \|w\|^2/2$ that is added to the objective functions, and a parameter ℓ as the learning rate, which is kept constant during the training. We considered 10 training epochs, where, in each epoch, we go through each data point of the training data exactly once, in a random order. In this experiment, we used single-spin flip Gibbs sampling at a constant inverse temperature β as our sampling subroutine to compute a Monte Carlo estimation of the objective

Model	Validation Error	Test Error	ℓ	λ	β
Neural Network	0.0780	0.0807	N/A	N/A	N/A
Neural Network + S3VM	0.0738	0.0744	10^{-4}	0.0	3^2
Neural Network + CL	0.07449	0.0754	10^{-5}	10^{-5}	3^0
Neural Network + JRB	0.0757	0.0766	10^{-2}	0.0	3^{-1}

TABLE I: Image tagging results

function’s gradient. Due to our choice of using only a subset of tags to train and test over, our Ising model instances consisted of 38 variables and a fully connected architecture. For each instance, we performed 50 sweeps and collected 100 samples.

So, in total, we have three hyperparameters, namely ℓ , λ , and β . For each setting, we tune the hyperparameters by performing a grid search over the values

$$\ell = \{10^{-7}, 10^{-6}, \dots, 10^{-2}\}, \quad \lambda = \{0.0, 10^{-6}, 10^{-4}, 10^{-2}\}, \text{ and } \beta = \{3^{-1}, 3^0, 3^1, 3^2, 12.0\}.$$

In Table I, we summarize the performance of the various methods and values of tuned hyperparameters. The reported error is based on the average Hamming distance between the predicted labels and the true labels. We observe that, after training the neural network, attaching it to a graphical model improves the results in all three cases, with S3VM resulting in the best performance. In Fig. 3, we see three examples from the test set. In Fig. 3a and Fig. 3b, we see that S3VM has reduced the error, improving the output of the neural network, whereas in Fig. 3c it resulted in a worse prediction.

From the values of the tuned hyperparameters, we observe that S3VM uses the largest β , potentially since it is an approximation to SSVM and becomes a better approximator for large β . We also observe that the values of λ in all cases are either 0 or very small. However, this might be an artifact of having a small numbers of parameters in our model ($\binom{38}{2} + 38 = 741$), making the model immune to over-fitting.

We also observe that the step size for the Jensen risk bound is the largest, and β is the smallest. This is potentially due to the fact that this objective function is non-convex, so, in order for gradient descent to find a good solution, a more aggressive smoothing of the optimization landscape allows us to escape local minima. This is consistent with the allowance of a large value for the learning rate, because on smoother problems larger learning rates perform better, and it also helps us to jump over local minima.

Finally, we wish to remark that we would have needed to solve much larger problems and perform many more sweeps of Monte Carlo simulations had we used the complete set of tags. The fully connected architecture is not imposed by the problem we are solving. Much sparser connectivity graphs could result in viable feature extractors as well. These are future areas of development that can be explored with high-performance computing platforms.

VIII. CONCLUSION

In this paper, we introduced a quantum algorithm for solving the min-max optimization problem that appears in machine learning applications using a variant of SAGA (called A-SAGA) that takes

into account an additive error on the calculation of gradients. This has allowed us to use a quantum Gibbs sampler as a subroutine of A-SAGA to provide estimations of the gradients and optimize the smooth approximation of the min-max problem.

We have shown that A-SAGA can give an approximation of the solution of the original min-max problem in time $\tilde{O}(\frac{1}{\epsilon^2})$. We remark that the best algorithms for solving the original min-max problem scales in time $O(\frac{1}{\epsilon})$ [SZ13, Nes05]. This is the case if the gradients are calculated exactly. In the presence of additive gradient approximation, it is not known to us whether our result is tight or can be improved.

We have also provided results from several numerical experiments. In particular, we compared the performance of SGD with the sampling in each iteration done at a constant temperature, but that constant temperature decreasing across iterations according to a schedule. We observed that the scheduled temperature slightly improves the performance of SGD. We believe studying the temperature schedule is an interesting avenue of research. In particular, it would be beneficial to understand the best practices in scheduling the temperature during SGD. It would also be interesting to provide a theoretical analysis of the effect of temperature schedule in SGD.

As we have seen in our experiments, using a temperature schedule seems not to be consistent with SAGA since the cache of old gradients would then be from other temperatures. Another avenue of future research is to adapt or modify SAGA in such a way that this caveat is overcome.

Our successful image tagging experiments used only 38 English words as candidate tags. The MIRFLICKR dataset provides a thousand English words as candidate tags, but an experiment of this size was not feasible with the computational resources available to us. Our goal is to pursue efficient Gibbs sampling approaches in quantum and high-performance computation in order to achieve desirable results for larger image tagging tasks.

IX. ACKNOWLEDGEMENT

The authors would like to thank Mark Schmidt, who motivated our initiation of this project and provided technical feedback throughout. We further thank Austin Roberts and Reza Babanezhad for useful technical discussions, and Marko Bucyk for helpful comments and for reviewing and editing the manuscript. This project was fully funded by 1QBit. P. R. further acknowledges the support of the government of Ontario and Innovation, Science and Economic Development Canada.

-
- [ABLZ12] Tameem Albash, Sergio Boixo, Daniel A Lidar, and Paolo Zanardi. Quantum adiabatic markovian master equations. *New Journal of Physics*, 14(12):123016, 2012.
 - [AFGG12] JE Avron, M Fraas, GM Graf, and P Grech. Adiabatic theorems for generators of contracting evolutions. *Communications in mathematical physics*, 314(1):163–191, 2012.
 - [ATH03] Yasemin Altun, Ioannis Tsochantaridis, and Thomas Hofmann. Hidden markov support vector machines. In *Proceedings of the 20th International Conference on Machine Learning (ICML-03)*, pages 3–10, 2003.
 - [BCHP07] Axel Bernal, Koby Crammer, Artemis Hatzigeorgiou, and Fernando Pereira. Global discriminative learning for higher-accuracy computational gene prediction. *PLoS computational biology*, 3(3):e54, 2007.
 - [BCTM05] Peter L Bartlett, Michael Collins, Ben Taskar, and David A McAllester. Exponentiated gradient algorithms for large-margin structured classification. In *Advances in neural information processing systems*, pages 113–120, 2005.

- [BDRF16] S Bachmann, W De Roeck, and Martin Fraas. The adiabatic theorem for many-body quantum systems. *Preprint*, 2016.
- [BKL⁺17] F. G. S. L. Brandão, A. Kalev, T. Li, C. Yen-Yu Lin, K. M. Svore, and X. Wu. Quantum sdp solvers: Large speed-ups, optimality, and applications to quantum learning. *arXiv preprint arXiv:1710.02581*, 2017.
- [BPP96] Adam L Berger, Vincent J Della Pietra, and Stephen A Della Pietra. A maximum entropy approach to natural language processing. *Computational linguistics*, 22(1):39–71, 1996.
- [BS17] Fernando GSL Brandao and Krysta M Svore. Quantum speed-ups for solving semidefinite programs. In *Foundations of Computer Science (FOCS), 2017 IEEE 58th Annual Symposium on*, pages 415–426. IEEE, 2017.
- [BT12] Amir Beck and Marc Teboulle. Smoothing and first order methods: A unified framework. *SIAM Journal on Optimization*, 22(2):557–580, 2012.
- [CGK⁺08] Michael Collins, Amir Globerson, Terry Koo, Xavier Carreras, and Peter L Bartlett. Exponentiated gradient algorithms for conditional random fields and max-margin markov networks. *Journal of Machine Learning Research*, 9(Aug):1775–1822, 2008.
- [CLG⁺16] Daniel Crawford, Anna Levit, Navid Ghadermarzy, Jaspreet S Oberoi, and Pooya Ronagh. Reinforcement learning using quantum boltzmann machines. *arXiv preprint arXiv:1612.05695*, 2016.
- [Col02] Michael Collins. Discriminative training methods for hidden markov models: Theory and experiments with perceptron algorithms. In *Proceedings of the ACL-02 conference on Empirical methods in natural language processing-Volume 10*, pages 1–8. Association for Computational Linguistics, 2002.
- [CS16] Anirban Narayan Chowdhury and Rolando D Somma. Quantum algorithms for gibbs sampling and hitting-time estimation. *arXiv preprint arXiv:1603.02940*, 2016.
- [CSYU15] Liang-Chieh Chen, Alexander Schwing, Alan Yuille, and Raquel Urtasun. Learning deep structured models. In *International Conference on Machine Learning*, pages 1785–1794, 2015.
- [DBLJ14] Aaron Defazio, Francis Bach, and Simon Lacoste-Julien. Saga: A fast incremental gradient method with support for non-strongly convex composite objectives. In *Advances in neural information processing systems*, pages 1646–1654, 2014.
- [DVP⁺07] David DeCaprio, Jade P Vinson, Matthew D Pearson, Philip Montgomery, Matthew Doherty, and James E Galagan. Conrad: gene prediction using conditional random fields. *Genome research*, 17(9):000–000, 2007.
- [FISS03] Yoav Freund, Raj Iyer, Robert E Schapire, and Yoram Singer. An efficient boosting algorithm for combining preferences. *Journal of machine learning research*, 4(Nov):933–969, 2003.
- [GP17] Bolin Gao and Laca Pavel. On the properties of the softmax function with application in game theory and reinforcement learning. *arXiv preprint arXiv:1704.00805*, 2017.
- [GS10a] Kevin Gimpel and Noah A Smith. Softmax-margin crfs: Training log-linear models with cost functions. In *Human Language Technologies: The 2010 Annual Conference of the North American Chapter of the Association for Computational Linguistics*, pages 733–736. Association for Computational Linguistics, 2010.
- [GS10b] Kevin Gimpel and Noah A Smith. Softmax-margin training for structured log-linear models. 2010.
- [HL08] Mark J Huiskes and Michael S Lew. The mir flickr retrieval evaluation. In *Proceedings of the 1st ACM international conference on Multimedia information retrieval*, pages 39–43. ACM, 2008.
- [HU10] Tamir Hazan and Raquel Urtasun. A primal-dual message-passing algorithm for approximated large scale structured prediction. In *Advances in Neural Information Processing Systems*, pages 838–846, 2010.
- [HZCP04] Xuming He, Richard S Zemel, and Miguel Á Carreira-Perpiñán. Multiscale conditional random fields for image labeling. In *Computer vision and pattern recognition, 2004. CVPR 2004. Proceedings of the 2004 IEEE computer society conference on*, volume 2, pages II–II. IEEE, 2004.
- [JFY09] Thorsten Joachims, Thomas Finley, and Chun-Nam John Yu. Cutting-plane training of structural svms. *Machine Learning*, 77(1):27–59, 2009.
- [Joa06] Thorsten Joachims. Training linear svms in linear time. In *Proceedings of the 12th ACM SIGKDD international conference on Knowledge discovery and data mining*, pages 217–226. ACM, 2006.
- [KB16] Michael J Kastoryano and Fernando GSL Brandao. Quantum gibbs samplers: the commuting case.

- Communications in Mathematical Physics*, 344(3):915–957, 2016.
- [KH04] Sanjiv Kumar and Martial Hebert. Discriminative fields for modeling spatial dependencies in natural images. In *Advances in neural information processing systems*, pages 1531–1538, 2004.
- [KHK00] Janez Kaiser, Bogomir Horvat, and Zdravko Kacic. A novel loss function for the overall risk criterion based discriminative training of hmm models. In *Sixth International Conference on Spoken Language Processing*, 2000.
- [KR17] Sahar Karimi and Pooya Ronagh. A subgradient approach for constrained binary optimization via quantum adiabatic evolution. *Quantum Information Processing*, 16(8):185, 2017.
- [KSH12] Alex Krizhevsky, Ilya Sutskever, and Geoffrey E Hinton. Imagenet classification with deep convolutional neural networks. In *Advances in neural information processing systems*, pages 1097–1105, 2012.
- [LCG⁺17] Anna Levit, Daniel Crawford, Navid Ghadermarzy, Jaspreet S Oberoi, Ehsan Zahedinejad, and Pooya Ronagh. Free energy-based reinforcement learning using a quantum processor. *arXiv preprint arXiv:1706.00074*, 2017.
- [Li09] Stan Z Li. *Markov random field modeling in image analysis*. Springer Science & Business Media, 2009.
- [LJJSP12] Simon Lacoste-Julien, Martin Jaggi, Mark Schmidt, and Patrick Pletscher. Block-coordinate frank-wolfe optimization for structural svms. *arXiv preprint arXiv:1207.4747*, 2012.
- [LMP01] John Lafferty, Andrew McCallum, and Fernando CN Pereira. Conditional random fields: Probabilistic models for segmenting and labeling sequence data. 2001.
- [LSV08] Quoc V Le, Alex J Smola, and Svn Vishwanathan. Bundle methods for machine learning. In *Advances in neural information processing systems*, pages 1377–1384, 2008.
- [ML03] Andrew McCallum and Wei Li. Early results for named entity recognition with conditional random fields, feature induction and web-enhanced lexicons. In *Proceedings of the seventh conference on Natural language learning at HLT-NAACL 2003-Volume 4*, pages 188–191. Association for Computational Linguistics, 2003.
- [MTT⁺17] Satoshi Matsubara, Hirotaka Tamura, Motomu Takatsu, Danny Yoo, Behraz Vatankhahghadim, Hironobu Yamasaki, Toshiyuki Miyazawa, Sanroku Tsukamoto, Yasuhiro Watanabe, Kazuya Takemoto, et al. Ising-model optimizer with parallel-trial bit-sieve engine. In *Conference on Complex, Intelligent, and Software Intensive Systems*, pages 432–438. Springer, 2017.
- [NB⁺16] Mohammad Norouzi, Samy Bengio, Navdeep Jaitly, Mike Schuster, Yonghui Wu, Dale Schuurmans, et al. Reward augmented maximum likelihood for neural structured prediction. In *Advances In Neural Information Processing Systems*, pages 1723–1731, 2016.
- [Nes05] Yu Nesterov. Smooth minimization of non-smooth functions. *Mathematical programming*, 103(1):127–152, 2005.
- [Nes13] Yurii Nesterov. *Introductory lectures on convex optimization: A basic course*, volume 87. Springer Science & Business Media, 2013.
- [Ng10] A Ng. Support vector machines (part v of cs229 machine learning course materials). 2010.
- [NM94] Whitney K Newey and Daniel McFadden. Large sample estimation and hypothesis testing. *Handbook of econometrics*, 4:2111–2245, 1994.
- [NS16] Frank Nielsen and Ke Sun. Guaranteed bounds on information-theoretic measures of univariate mixtures using piecewise log-sum-exp inequalities. *Entropy*, 18(12):442, 2016.
- [OHY17] Takuya Okuyama, Masato Hayashi, and Masanao Yamaoka. An ising computer based on simulated quantum annealing by path integral monte carlo method. In *Rebooting Computing (ICRC), 2017 IEEE International Conference on*, pages 1–6. IEEE, 2017.
- [PW02] Daniel Povey and Philip C Woodland. Minimum phone error and i-smoothing for improved discriminative training. In *Acoustics, Speech, and Signal Processing (ICASSP), 2002 IEEE International Conference on*, volume 1, pages I–105. IEEE, 2002.
- [PW09] David Poulin and Pawel Wocjan. Sampling from the thermal quantum gibbs state and evaluating partition functions with a quantum computer. *Physical review letters*, 103(22):220502, 2009.
- [RTG98] Yossi Rubner, Carlo Tomasi, and Leonidas J Guibas. A metric for distributions with applications to image databases. In *Computer Vision, 1998. Sixth International Conference on*, pages 59–66. IEEE,

- 1998.
- [RWI16] Pooya Ronagh, Brad Woods, and Ehsan Iranmanesh. Solving constrained quadratic binary problems via quantum adiabatic evolution. *Quantum Information & Computation*, 16(11-12):1029–1047, 2016.
- [Sch09] Mark Schmidt. A note on structural extensions of svms. 2009.
- [SFB⁺98] Robert E Schapire, Yoav Freund, Peter Bartlett, Wee Sun Lee, et al. Boosting the margin: A new explanation for the effectiveness of voting methods. *The annals of statistics*, 26(5):1651–1686, 1998.
- [SL05] MS Sarandy and DA Lidar. Adiabatic approximation in open quantum systems. *Physical Review A*, 71(1):012331, 2005.
- [SLRB17] Mark Schmidt, Nicolas Le Roux, and Francis Bach. Minimizing finite sums with the stochastic average gradient. *Mathematical Programming*, 162(1-2):83–112, 2017.
- [SP03] Fei Sha and Fernando Pereira. Shallow parsing with conditional random fields. In *Proceedings of the 2003 Conference of the North American Chapter of the Association for Computational Linguistics on Human Language Technology-Volume 1*, pages 134–141. Association for Computational Linguistics, 2003.
- [SS07] Fei Sha and Lawrence K Saul. Large margin hidden markov models for automatic speech recognition. In *Advances in neural information processing systems*, pages 1249–1256, 2007.
- [SSSSC11] Shai Shalev-Shwartz, Yoram Singer, Nathan Srebro, and Andrew Cotter. Pegasos: Primal estimated sub-gradient solver for svm. *Mathematical programming*, 127(1):3–30, 2011.
- [SZ13] Ohad Shamir and Tong Zhang. Stochastic gradient descent for non-smooth optimization: Convergence results and optimal averaging schemes. In *International Conference on Machine Learning*, pages 71–79, 2013.
- [TCK04] Ben Taskar, Vassil Chatalbashev, and Daphne Koller. Learning associative markov networks. In *Proceedings of the twenty-first international conference on Machine learning*, page 102. ACM, 2004.
- [TD00] Barbara M Terhal and David P DiVincenzo. Problem of equilibration and the computation of correlation functions on a quantum computer. *Physical Review A*, 61(2):022301, 2000.
- [TGK04] Ben Taskar, Carlos Guestrin, and Daphne Koller. Max-margin markov networks. In *Advances in neural information processing systems*, pages 25–32, 2004.
- [THJA04] Ioannis Tsochantaridis, Thomas Hofmann, Thorsten Joachims, and Yasemin Altun. Support vector machine learning for interdependent and structured output spaces. In *Proceedings of the twenty-first international conference on Machine learning*, page 104. ACM, 2004.
- [TLJJ06a] Ben Taskar, Simon Lacoste-Julien, and Michael I Jordan. Structured prediction, dual extragradient and bregman projections. *Journal of Machine Learning Research*, 7(Jul):1627–1653, 2006.
- [TLJJ06b] Ben Taskar, Simon Lacoste-Julien, and Michael I Jordan. Structured prediction via the extragradient method. In *Advances in neural information processing systems*, pages 1345–1352, 2006.
- [TOV⁺11] Kristan Temme, Tobias J Osborne, Karl G Vollbrecht, David Poulin, and Frank Verstraete. Quantum metropolis sampling. *Nature*, 471(7336):87, 2011.
- [TSVL07] Choon Hui Teo, Alex Smola, SVN Vishwanathan, and Quoc Viet Le. A scalable modular convex solver for regularized risk minimization. In *Proceedings of the 13th ACM SIGKDD international conference on Knowledge discovery and data mining*, pages 727–736. ACM, 2007.
- [TTY⁺17] Yutaka Takeda, Shuhei Tamate, Yoshihisa Yamamoto, Hiroki Takesue, Takahiro Inagaki, and Shoko Utsunomiya. Boltzmann sampling for an xy model using a non-degenerate optical parametric oscillator network. *Quantum Science and Technology*, 3(1):014004, 2017.
- [VAGGdW17] Joran Van Apeldoorn, András Gilyén, Sander Gribling, and Ronald de Wolf. Quantum sdp-solvers: Better upper and lower bounds. In *Foundations of Computer Science (FOCS), 2017 IEEE 58th Annual Symposium on*, pages 403–414. IEEE, 2017.
- [VALZ16] Lorenzo Campos Venuti, Tameem Albash, Daniel A Lidar, and Paolo Zanardi. Adiabaticity in open quantum systems. *Physical Review A*, 93(3):032118, 2016.
- [Vap63] Vladimir Vapnik. Pattern recognition using generalized portrait method. *Automation and remote control*, 24:774–780, 1963.
- [VLZ11] Maksims N Volkovs, Hugo Larochelle, and Richard S Zemel. Loss-sensitive training of probabilistic conditional random fields. *arXiv preprint arXiv:1107.1805*, 2011.
- [WKS14] Nathan Wiebe, Ashish Kapoor, and Krysta M Svore. Quantum deep learning. *arXiv preprint*

arXiv:1412.3489, 2014.

- [WW⁺99] Jason Weston, Chris Watkins, et al. Support vector machines for multi-class pattern recognition. In *Esann*, volume 99, pages 219–224, 1999.
- [YJ09] Chun-Nam John Yu and Thorsten Joachims. Learning structural svms with latent variables. In *Proceedings of the 26th annual international conference on machine learning*, pages 1169–1176. ACM, 2009.
- [Yu11] Chun Nam Yu. Improved learning of structural support vector machines: training with latent variables and nonlinear kernels. 2011.
- [Zha04] Tong Zhang. Solving large scale linear prediction problems using stochastic gradient descent algorithms. In *Proceedings of the twenty-first international conference on Machine learning*, page 116. ACM, 2004.