

Explicit examples in Ergodic Optimization

Hermes H. Ferreira, Artur O. Lopes and Elismar R. Oliveira
Inst. Mat - UFRGS, Brazil

May 7, 2022

Abstract

Denote by T the transformation $T(x) = 2x \pmod{1}$. Given a potential $A : S^1 \rightarrow \mathbb{R}$ we are interested in exhibiting in several examples the explicit expression for the calibrated subaction $V : S^1 \rightarrow \mathbb{R}$ for A . The action of the $1/2$ iterative procedure \mathcal{G} , acting on continuous functions $f : S^1 \rightarrow \mathbb{R}$, was analyzed in a companion paper. Given an initial condition f_0 , the sequence, $\mathcal{G}^n(f_0)$ will converge to a subaction. The sharp numerical evidence obtained from this iteration allow us to guess explicit expressions for the subaction in several worked examples: among them for $A(x) = \sin^2(2\pi x)$ and $A(x) = \sin(2\pi x)$. Here, among other things, we present piecewise analytical expressions for several calibrated subactions. The iterative procedure can also be applied to the estimation of the joint spectral radius of matrices. We also analyze the iteration of \mathcal{G} when the subaction is not unique. Moreover, we briefly present the version of the $1/2$ iterative procedure for the estimation of the main eigenfunction of the Ruelle operator.

1 Introduction

Here we will present several examples in Ergodic Optimization where one can exhibit the maximizing probability and the subaction. The $1/2$ iterative procedure is a tool (in some cases) for the corroboration of what is calculated or a helpful instrument to get important information. Comment about this last point: suppose someone in a specific example (not covered by the examples described in the present text) does not know the explicit expression for the maximizing probability and the subaction. We want to show, through several worked examples, how one can proceed (using the $1/2$ iterative procedure) in order to try to get explicit information.

Denote by $T : S^1 \rightarrow S^1$ the transformation $T(x) = 2x \pmod{1}$. We also denote by $\tau_1 : [0, 1) \rightarrow [0, 1/2)$ and $\tau_2 : [0, 1) \rightarrow [1/2, 1)$ the two inverse branches of T .

Definition 1. For a continuous function $A : S^1 \rightarrow \mathbb{R}$ we denote the maximal ergodic value the number

$$m(A) = \sup_{\rho \text{ is invariant for } T} \int A d\rho.$$

Any invariant probability μ which attains such supremum is called a **maximizing probability**

For general properties of maximizing probabilities see [4], [25], [33], [13] and [38]. A recent survey by O. Jenkinson (see [34]) covers the more recent literature on the topic. We will assume here in most of the cases that A is at least Hölder continuous. The results we consider here can also be applied to the case when A acts on the interval $[0, 1]$ (non periodic setting).

Definition 2. The union of the supports of all the maximizing probabilities is called the Mather set for A .

The maximizing probability does not have to be unique.

Definition 3. Given $A : S^1 \rightarrow \mathbb{R}$, then a continuous function $V : S^1 \rightarrow \mathbb{R}$ which satisfies for any $x \in S^1$:

$$V(x) = \max_{T(y)=x} [A(y) + V(y) - m(A)] \quad (1)$$

is called a calibrated subaction for A .

From an explicit calibrated subaction one can guess where is the support of the maximizing probability (see important property below). The subaction also provides important information for computing the deviation function when temperature goes to zero in Thermodynamic Formalism (see [3]); see also [4], [5], [8], [26], [39], [11], [6], [44] for zero temperature limits.

Defining a new function R we get

$$R(x) := V(T(x)) - V(x) - A(x) + m(A) \geq 0. \quad (2)$$

One can show that for all points x in the Mather set $R(x) = 0$. **An important property is:** if an invariant probability has support inside the set of points where $R = 0$, then, this probability is maximizing (see [13] or [9]). An

interesting generic property related to the important property is described in [24])

If the potential A is Hölder and the maximizing probability is unique then the calibrated subaction is unique up to adding constants. Generically, in the Hölder class the maximizing probability has support on a unique periodic orbit (see [14], [13]). Similar properties on the C^0 class are not true (see [33] and [52]).

Given a Hölder potential A we are interested in obtaining explicit expressions for the associated calibrated subaction V , and also for $m(A)$. We will do that with the help of the 1/2 iterative procedure described in the companion paper [20]. In the case the maximizing probability is unique (a generic property) the iteration procedure will converge to the subaction V , the initial condition does not matter.

Definition 4. *In the set of continuous functions from S^1 to \mathbb{R} we denote by \sim the equivalence relation $f \sim g$, if $f - g$ is a constant. The set of classes is denoted by \mathcal{C} and, by convention, we will consider in each class a representative that has supremum equal to zero.*

Definition 5. *Given $A : S^1 \rightarrow \mathbb{R}$ we consider the operator $\mathcal{G} = \mathcal{G}_A : \mathcal{C} \rightarrow \mathcal{C}$, such that, for $f : S^1 \rightarrow \mathbb{R}$, we have $\mathcal{G}_A(f) = g$, if*

$$\mathcal{G}_A(f)(x) = g(x) = \frac{\max_{T(y)=x} [A(y) + f(y)] + f(x)}{2} - \sup_{s \in S^1} \frac{\max_{T(r)=s} [A(r) + f(r)] + f(r)}{2}, \quad (3)$$

for any $x \in S^1$. The procedure defined by the iteration $\mathcal{G}^n(f_0)$, $n \in \mathbb{N}$, will be called the 1/2 iterative procedure.

It is known - in the case where the calibrated subaction is unique (up to adding constant) - that given any $f_0 \in \mathcal{C}$, it will follow that $\lim_{n \rightarrow \infty} \mathcal{G}^n(f_0) = u$, where u is the calibrated subaction on the set \mathcal{C} (see [20]). This follows from results concerning a general type of iterative procedure (taking the advantage of the 1/2 factor) discussed for instance in [18], [51] or [31] (versions of this kind of result appeared before in the literature in different forms).

We point out the interesting papers [9] and [1] where an estimation of the support of the maximizing probability is obtained for a certain class of potentials (but not using the approach described by (3)).

Several of the pictures of the graphs of different subactions V we will present here were obtained by iterating the operator \mathcal{G} applied to the initial function $f_0 = 0$. The 1/2 iterative procedure defined by the approximation of

V via $\mathcal{G}^n(f_0)$ provides very sharp results and this will help us to get explicit examples of subactions. In some of the examples we consider the potentials $A(x) = \sin^2(2\pi x)$ (section 5) and $A(x) = \sin(2\pi x)$ (section 6).

The joint spectral radius is a generalization of the classical notion of spectral radius of a matrix, to sets of matrices. The concept was introduced in 1960 by G-C. Rota and G. Strang. Several different kinds of algorithms were proposed for the joint spectral radius computability. In [17] and in [36] the authors describe an interesting connection of this concept with Ergodic Optimization. The analysis of the maximizing probability on the case of estimation of the spectral radius (which requires the calculus of $m(A)$ for a certain potential A) will be considered here in section 7.

We analyze the case where there is more than one calibrated subaction in section 12. Depending on the initial condition f_0 the iteration $\mathcal{G}^n(f_0)$, when $n \rightarrow \infty$, may converge to different subactions. We also investigate the influence of the flatness of the potential on the flatness of the subaction. In this section we just plot the graphs we get from the numerical iteration and we do not provide mathematical proofs.

We consider in section 9 the case where $A(x) = -d(x, K)$, and $d(x, K) = \min_{k \in K} |x - k|$ and $K \subset [0, 1]$ is the Cantor. We present some conjectures but we do not provide mathematical proofs. We believe is interesting for future work to know what one would expect in this case.

An example of a potential A which is equal to its subaction V is presented in section 10.

In section 11 we will show how to adapt the $1/2$ iterative procedure for estimating the main eigenfunction of the Ruelle operator.

In the Appendix 13 we present the proof of some more technical results discussed before.

As an example of the kind of result we can get with our methods we show in Figure 1 (for the where case $A(x) = -(x - 1/3)^2(x - 2/3)^2$ and $T(x) = 2x \pmod{1}$) the graph of R (obtained from the calibrated subaction u we can get via the $1/2$ iterative procedure). Therefore, the $1/2$ iterative procedure we will consider here can eventually exhibit the support of maximizing probabilities - via the function R and the important property we mentioned before.

When the potential A is analytic the subaction can sometimes be expressed as

$$V(x) = \sup\{V_1(x), V_2(x), \dots, V_r(x)\}, \quad (4)$$

where $r > 0$ and V_j , $j \in \{1, 2, \dots, r\}$, are analytic functions.

The number r is equal to the period of the maximizing probability. It is of great significance to be able to estimate this number r in order to get explicit

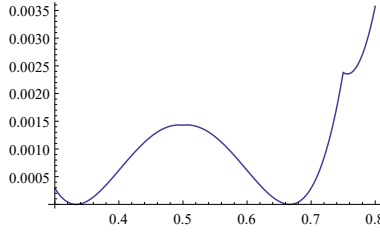


Figure 1: Case $A(x) = -(x - 1/3)^2(x - 2/3)^2$ and $T(x) = 2x \pmod{1}$ - This picture shows the graph (plotted on Mathematica) of R (see (2)) obtained from an approximation of the calibrated subaction u after 7 iterations of the $1/2$ iterative procedure. We can infer from this figure (and the important property for R) that the maximizing probability has support on the periodic orbit $\{1/3, 2/3\}$ as expected. Therefore, this iterative procedure has the potential to display the support of the maximizing probability.

solutions for V (and, so to $m(A)$). Expressions like (4) are known to be true under the twist condition in several examples as described in the papers [42] and [43]. There the results were obtained via the use of the involution kernel and techniques of Ergodic Transport.

Here most of the time the potential A is of Hölder type.

We will follow next a certain general line of reasoning that will produce several explicit examples (see Section 4). The main idea is: we assume some properties suggested by the graphs that we get on the computer and then we develop some heuristic computations. In this way we are led to certain (piecewise) analytical expressions (each piecewise expression will be denoted by V_j) as in the above equation (4) for V . Then, finally, we check by hand if this expression for V satisfies the calibrated subaction equation. We will elaborate on that: we will get recursive relations of the form

$$V_j(x) + m(A) = V_{j+1}(\tau_i(x)) + A(\tau_i(x)), \quad (5)$$

$i \in 1, 2, j = 1, 2, \dots, r$, among the several V_j .

We explore these relations for deriving the candidates for being the different V_j . Note that if one can get explicitly for one of the subindices, let's say j_0 , the expression for V_{j_0} , then, one can also get the others. In this way, we will get the final expression for V , via expression (4). In this procedure, of course, we will also derive the value of $m(A)$. In some cases, the subaction has a series expression (see for instance (27)).

From the historical point of view on the topic of Ergodic Optimization, it is needed to say that one of the first works on this subject was [17] - a 1993 preprint that was not published. Among several results, the authors exhibit

explicitly the maximizing measure for the potential $A(x) = \sin^2(2\pi x)$ (in Section 5 we will achieve this result from an explicit expression of the subaction). The papers [29] and [30] in turn had a more specific purpose: the analysis of optimal periodic orbits. The paper [28] considered Markov chains with infinite states and asymptotically equilibrium measures (which are currently also known as ground states) which are limits of Gibbs states when the temperature goes to zero. In [50] the author considers Markov chains with finite symbols and a version of the subcohomology equation. The theory got more momentum when results similar to those on the Aubry-Mather theory (see [16], [19] and [46]) were obtained in a more systematic way. It is important to highlight a fundamental difference between these two theories: in the Aubry-Mather Theory, the convexity of the Lagrangean plays a fundamental role in the proofs of several results. The twist condition for the involution kernel in some sense plays the role of convexity in Ergodic Optimization. The subaction (Definition 3) corresponds in the Aubry-Mather theory to subsolutions of the Hamilton-Jacobi equation of Classical Mechanics.

The terminology Ergodic Optimization was established after the publication of the survey paper [33] by Oliver Jenkinson.

Explicit expressions for the subaction appeared previously in the literature in a few cases. Techniques of the max-plus algebra were used in section 7 in [4] for this purpose. Section 5 in [43] presented several results where the final expression was derived from the associated involution kernel. In [5] the expression was obtained via techniques related to the Peierls barrier (see Lema 2.2).

2 The case $A(x) = -(x - \frac{1}{3})^2$

Consider the potential $A(x) = -(x - \frac{1}{3})^2$. We will present the explicit expression for V on this case (which was not known before). Later we compare the explicit expression with the graph we get via the $1/2$ iterative procedure.

Note that such A is not periodic on $[0, 1]$. Therefore, we consider in this subsection that $T(x) = 2x \pmod{1}$ acts on $[0, 1]$. Consider also the inverse branches of T given by $\tau_1(x) = \frac{x}{2}$ and $\tau_2(x) = \frac{x+1}{2}$. It is known from [35] that the maximizing probability in this case is Sturmian.

Looking Figure 2 which we get from the $1/2$ iterative procedure it is natural to assume the existence of V_1, V_2, V_3, V_4 , such that

$$V_1(x) + m(A) = V_3 \circ \tau_2(x) + A \circ \tau_2(x), \quad V_2(x) + m(A) = V_1 \circ \tau_1(x) + A \circ \tau_1(x),$$

$$V_3(x) + m(A) = V_2 \circ \tau_1(x) + A \circ \tau_1(x), \quad V_4(x) + m(A) = V_3 \circ \tau_1(x) + A \circ \tau_1(x). \quad (6)$$

The function V_1 is a continuation of V_4 when we look these functions V_j as defined on S^1 (periodic). Equation (6) suggests that the maximizing probability has support on an orbit of period three. Note that $\frac{A(1/7)+A(2/7)+A(4/7)}{3} = -2/63$.

As A is a polynomial of degree two is natural to try to express V on the form $V(x) = \sup\{V_i(x), i = 1, 2, 3, 4\} = \sup\{a_i + b_i x + c_i x^2, i = 1, 2, 3, 4\}$ for some choices of $a_i, b_i, c_i, i = 1, 2, 3, 4$. Assuming each $V_i(x) = a_i + b_i x + c_i x^2$ we can convert the four equations (6) in a linear system that can be easily solved. From this procedure, we get $m(A) = -2/63$. Moreover, we obtain $V_1(x) = \frac{10}{63} - \frac{2x}{21} - \frac{x^2}{3}$, $V_2(x) = \frac{5}{63} + \frac{2x}{7} - \frac{x^2}{3}$, $V_3(x) = \frac{10x}{21} - \frac{x^2}{3}$, and $V_4(x) = -\frac{5}{63} + \frac{4x}{7} - \frac{x^2}{3}$. A tedious calculation confirms that the V we obtained from $V(x) = \sup\{V_1(x), V_2(x), V_3(x), V_4(x)\}$, is really the calibrated subaction (with maximum value zero) for such A . In Figure 3 we compare the graph of the approximated calibrated subaction obtained from the 1/2 iterative procedure (in red) and the exact analytic expression for V we obtained above (in blue). We have a perfect match. With 15 iterations of the 1/2 iterative procedure, we get a good approximation of V (which was analytically obtained above) .

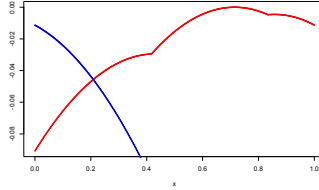


Figure 2: Case $A(x) = -(x - \frac{1}{3})^2$ - The blue graph describes the values of the approximation of the calibrated subaction V where the 1/2 iterative procedure detect that the realizer branch was τ_2 . The red graph describes the values of the approximation of V where the 1/2 iterative procedure detect that the realizer branch was τ_1 . The graph for the approximation of V is the supremum of the two curves. We iterate 15 times \mathcal{G} to get this picture.

3 An example for a weakly expanding system

This is an example where the exactly calibrated subaction V is known. We will show that the 1/2 iterative procedure performs fine in this case.

Consider $f : [0, 1] \rightarrow [0, 1]$, where

$$\begin{cases} f(y) = \frac{y}{1-y}, & \text{if } 0 \leq y \leq \frac{1}{2}, \\ f(y) = 2 - \frac{1}{y}, & \text{if } \frac{1}{2} < y \leq 1, \end{cases}$$

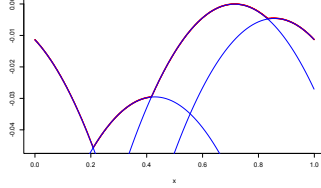


Figure 3: Case $A(x) = -(x - \frac{1}{3})^2$ - In red we present the graph of the approximation of the calibrated subaction V via the $1/2$ iterative procedure. The picture in blue show the graphs of the different V_j , $j = 1, 2, 3, 4$.

and the potential $A(y) = \log f'(y)$, where f' is given by the expression

$$\begin{cases} f'(y) = \frac{1}{(1-y)^2}, & \text{if } 0 \leq y \leq \frac{1}{2}, \\ f'(y) = \frac{1}{y^2}, & \text{if } \frac{1}{2} < y \leq 1. \end{cases}$$

The equation for the calibrated subaction V is

$$V(x) = \max_{f(y)=x} [A(y) + Vy] - m(A). \quad (7)$$

We want to find the explicit calibrated subaction V associated to A and also the value $m(A)$. The two inverse branches for f are $\tau_1(x) = \frac{x}{1+x}$ and $\tau_2(x) = \frac{1}{2-x}$. Consider $x_0 = \frac{\sqrt{5}-1}{2}$ which is such that $f^2(x_0) = x_0$ and $x_1 = f(x_0)$. The maximizing probability for A is $\frac{1}{2}(\delta_{x_0} + \delta_{x_1})$. Therefore, $m(A) = \frac{1}{2} \left(A\left(\frac{\sqrt{5}-1}{2}\right) + A\left(\frac{\sqrt{5}-1}{\sqrt{5}+1}\right) \right)$.

Denote $F(y, x)$ the canonical natural extension of $f(y)$. The expression for the transformation $F : [0, 1]^2 \rightarrow [0, 1]^2$ is described on the Appendix 13.2.

We say that $W(x, y)$ is an involution kernel for $A(x)$ (see [13], [42], [43]), if there is a $A^*(y)$, such that, for all (y, x) we have:

$$A(F^{-1}(y, x)) + W(F^{-1}(y, x)) - W(y, x) = A^*(y).$$

We say that A is symmetric if $A^*(x) = A(x)$. This will be the case here. The involution kernel for A is $W(x, y) = 2 \log(x + y - 2xy)$ (see Appendix 13.2). Take

$$V(x) = \sup\{W(x_0, x), W(x_1, x)\}. \quad (8)$$

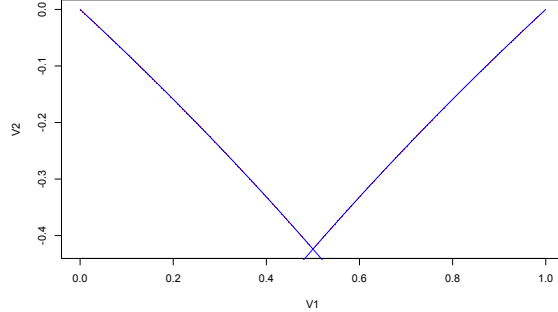


Figure 4: In red the graph of the approximation of the calibrated subaction we get from the $1/2$ iterative procedure and in blue the two graphs of, respectively, $x \rightarrow W_A(x_0, x)$, and $x \rightarrow W_A(x_1, x)$. The exact calibrated subaction V (obtained analytically) is $V(x) = \sup\{W_A(x_0, x), W_A(x_1, x)\}$. The graph in red obliterates the ones in blue in a big part of the picture.

One can show (a simple computation) that such V is the calibrated subaction for A . In several examples the calibrated subaction has this form (8) (see example 5 in pages 366-367 in [43]).

Figure 4 shows in red the graph of the approximation we get from the $1/2$ iterative procedure and in blue the two graphs of, respectively, $x \rightarrow W_A(x_0, x)$, and $x \rightarrow W_A(x_1, x)$. This involution kernel is twist (see [43] and [42] for properties), that is, $\frac{\partial^2 W_A(x, y)}{\partial_x \partial_y} \leq 0$. When the potential A is such that the associated involution kernel is twist some special properties can be obtained. This property replaces in some sense the convexity property which is essential in Aubry-Mather Theory.

The numerical values we get are $x_0 = 0.3819\dots$, $x_1 = 0.6180\dots$, and $m(A) = \frac{1}{2}(A(x_0) + A(x_1)) = 0.9624\dots$. We point out that if one considers instead the potential $A(x) = -\log(f')$ then its associated involution kernel is $W(x, y) = -2\log(x + y - 2xy)$. In this case $m(A) = 0$. The maximizing probability μ has support on the set $\{0, 1\}$. This means that the support of μ is the union of two fixed points: $p_0 = 0$ and $p_1 = 1$ (when we consider that f acts on $[0, 1]$). One can show that in a similar way as before the calibrated subaction V is given by

$$V(x) = \sup\{W(p_0, x), W_A(p_1, x)\}. \quad (9)$$

4 A procedure to get piecewise analytic expressions

In some examples we have to proceed in a different way from the previous one. We will look for a way to express such initial V_j via the relation

$$V_j(x) - V_j(\eta(x)) = F(x) - K, \quad (10)$$

where F and η are functions and $K = N m(A)$, where N is the period of the maximizing orbit, $j = 1, 2, \dots, N$. In our examples $N = r$ (S^1 point of view), or, $r = N + 1$ ($[0, 1]$ point of view). The function F will be chosen according to convenience in each kind of example. The value K is a fixed variable on the process of trying to find the calibrated subaction. We use the notation $\hat{m}(A) = \frac{K}{r}$ to express the fact that we do not know a priori the exact value $m(A)$ but in the end we will show that $m(A) = \hat{m}(A)$. We point out that from [7] we have the following property: given A and V , if we know that for some constant c

$$V(x) = \max_{T(y)=x} [A(y) + V(y) - c], \quad (11)$$

then, V is a calibrated subaction and $c = m(A)$. We assume $\eta : [0, 1] \rightarrow [0, 1]$ is such that

$$\eta^n := \underbrace{\eta \circ \eta \circ \dots \circ \eta}_{n\text{-times}}$$

satisfies $\lim_{n \rightarrow \infty} \eta^n(x) = q$ for some fixed point $q \in [0, 1]$. This indeed will happen in some of the examples we will consider. Note that (10) implies

$$V_j \circ \eta(x) - V_j \circ \eta^2(x) = F \circ \eta(x) - K. \quad (12)$$

If q is fixed by η we get $F(q) = K$. Therefore, adding (10) e (12) we get

$$V_j(x) - V_j \circ \eta^2(x) = F(x) + F \circ \eta(x) - 2K. \quad (13)$$

We can go on and inductively obtain for each n in \mathbb{N} ,

$$V_j(x) - V_j \circ \eta^n(x) = \sum_{i=0}^{n-1} [F \circ \eta^i(x) - K]. \quad (14)$$

If V_j is continuous we get $\lim_{n \rightarrow \infty} V_j \circ \eta^n(x) = V_j(q)$. Using the notation $\eta^0(x) = x$ we obtain finally a series (which should be the expression of this V_j we are looking for)

$$V_j(x) = \lim_{n \rightarrow \infty} \sum_{i=0}^{n-1} [F \circ \eta^i(x) - K] - V_j(q). \quad (15)$$

We can consider the truncated approximation

$$V_j^{n*}(x) = \sum_{i=0}^{n-1} [F \circ \eta^i(x) - K] - V_j(q). \quad (16)$$

We can assume that $V(q) = 0$. In this way each V_j should be given by

$$V_j(x) = \lim_{n \rightarrow \infty} V_j^{n*}(x) = \lim_{n \rightarrow \infty} \sum_{i=0}^{n-1} (F \circ \eta^i(x) - K) = \sum_{i=0}^{\infty} (F \circ \eta^i(x) - K), \quad (17)$$

$j = 1, 2, \dots, r$, where r is the number of V_j . All this is dependent of the smart choices of F and η . In each example we have to show that the above limits V_j , $j = 1, 2, \dots, r$, indeed exist. Moreover, we have to show that

$$V(x) = \sup\{V_1(x), V_2(x), V_3(x), \dots, V_r(x)\}, \quad (18)$$

solves the the subaction equation (1) for A . When F is analytic (if A is analytic this will be the case in most of our examples) the expression (17) will provide an analytic expression for V_j , $j = 1, 2, \dots, r$. In this case V will be piecewise analytic. More than that, in most of the cases, there is an analytic dependence of F on the analytic potential A (see Remark 6). Under appropriate conditions (on absolutely convergence, etc.) this will provide an analytic dependence of the calibrated subaction $V(x)$ for A , in each point x , on the potential A . In the computational procedure to be followed for getting such V_j one does not know in advance the value $m(A)$. When F has Lipschitz constant equal M we get the estimate $|F \circ \eta^i(x) - F(q)| \leq M|\eta^i(x) - q|$. In some of the examples we will get uniform convergence because $\sum_{i=0}^{+\infty} M|\eta^i(x) - q|$ is uniformly bounded. In this way the series defining V_j converges uniformly. We will follow the above reasoning in several examples to be presented next.

5 The case $A(x) = \sin^2(2\pi x)$

Consider the periodic function $A(x) = \sin^2(2\pi x)$, $T(x) = 2x \bmod(1)$, $\tau_1(x) = \frac{x}{2}$, $\tau_2(x) = \frac{x+1}{2}$. According to page 23 in [17] the maximizing probability μ has support on the periodic orbit of period 2 (the points $1/3$ and $2/3$). Therefore, we know that $m(A) = \frac{1}{2}(A(1/3) + A(2/3)) \approx 0.75$.

In the graphs presented in Figure 5 - which were obtained from the $1/2$ iterative procedure we call V_2 (blue color) the function we get when the realizer is on the branch τ_2 and V_1 (red color) the function we get when the realizer is on the branch τ_1 . The numerical result we get from the iterative

procedure shows the evidence (see Figure 5) that the calibrated subaction V should satisfy

$$V(x) = \sup \{ V_1(x), V_2(x) \}. \quad (19)$$

We will present an analytic expression for V_2 . We will show that

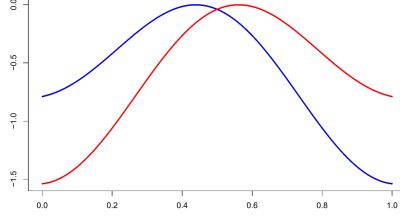


Figure 5: Case $\sin^2(2\pi x)$ - From the $1/2$ iterative procedure taking $\mathcal{G}^{20}(0)$ we get that the approximated subaction V is given by the supremum of the two functions in red and in blue. The graph in blue describe the values where the calibrated subaction equation is realized by the action of τ_2 . The graph in red describe the values where the calibrated subaction equation is realized by the action of τ_1 .

$$V_2(x) = \sum_{i=0}^{+\infty} \left[\sin^2 \left(\pi \left(\frac{2}{3} + \left(-\frac{1}{2} \right)^i (x - 2/3) \right) \right) - \sin^2(2\pi/3) \right].$$

A power series expansion of V_2 around $2/3$ is presented in (46). The expression for V_1 will follow from $V_1 = V_2(1 - x)$:

$$V_1(x) = \sum_{i=0}^{+\infty} \left[\sin^2 \left(\pi \left(\frac{2}{3} - \left(-\frac{1}{2} \right)^i (1/3 - x) \right) \right) - \sin^2(2\pi/3) \right].$$

This will finally produce from (19) the explicit expression for the subaction V for such A . The proof that the above V_1 and V_2 are such that $V(x) = \sup \{ V_1(x), V_2(x) \}$ is a calibrated subaction for A will be done in Theorem 17. It follows from [23] that in the case the potential A has a symmetry of the kind $A(x) = A(1 - x)$, then, the same property is true for the corresponding calibrated subaction. Then, $V_1(x) = V_2(1 - x)$. From this one can show that $V_1(x) = V_2((x + 1)/2) + A((x + 1)/2) - \hat{m}(A)$. It is instructive to explain step by step our reasoning. The procedure can be applied to other examples. Following (5) we assume the relation

$$V_2(x) + \hat{m}(A) = V_1(\tau_1(x)) + A(\tau_1(x)), \quad (20)$$

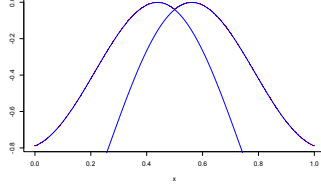


Figure 6: Case $\sin^2(2\pi x)$ - The graph in red shows the numerical approximation of the subaction V by $\mathcal{G}^{30}(0)$ with a discretization of 10^4 points of the form $\frac{n}{10^4}$. In blue we show the graph of $V_1^{4*}(x)$ e $V_2^{4*}(x)$ (which approximate V_1 e V_2) according to (23).

and, also

$$V_1(x) + \hat{m}(A) = V_2(\tau_2(x)) + A(\tau_2(x)). \quad (21)$$

Therefore, by substitution

$$V_2(x) - V_2\left(\frac{x}{4} + \frac{1}{2}\right) = A\left(\frac{x}{2}\right) + A\left(\frac{x}{4} + \frac{1}{2}\right) - 2\hat{m}(A). \quad (22)$$

Taking $\eta(x) = \frac{x}{4} + \frac{1}{2}$ and $K = 2\hat{m}(A)$, note that if $x \in [0, 1]$, then $\lim_{n \rightarrow +\infty} \eta^n(x) = 2/3$. Define $F(x) = A(\frac{x}{2}) + A(\frac{x}{4} + \frac{1}{2})$, then, by (16) $\lim_{n \rightarrow +\infty} F(\eta^n(x)) = F(2/3) = A(1/3) + A(2/3) = 2\hat{m}(A)$. We point out that in the present case we already know from [17] that the above $\hat{m}(A) = m(A)$. Note that $F(x) = \sin^2(\pi x) + \sin^2(\pi x/2)$ is analytic.

Remark 6. *We point out that if we were considering another potential A close to $\sin^2(2\pi x)$, then, the reasoning we are going to consider below would apply in a similar way. Note that F depends nicely on A . In this case (17) provides an analytical dependence of V on the nearby potential A .*

The $1/2$ iterative procedure produces the numerical approximation $m(A) \approx 0.75$. We assume that $V(2/3) = 0$. Now we will express V_2 - using (17) - up to constant via truncation

$$V_2^{n*}(x) = \sum_{i=0}^{n-1} [F \circ \eta^i(x) - 2m(A)]. \quad (23)$$

Figure 6 shows that for small values of n one can get a good approximation of the subaction via $V_2^{n*}(x)$, $x \in [0, 1]$.

Proposition 7. $\lim_{n \rightarrow +\infty} V_2^{n*}(x)$, $n \in \mathbb{N}$, given by (23), converges uniformly.

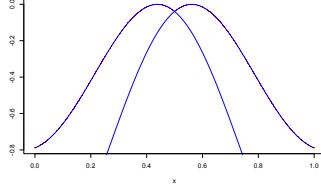


Figure 7: Case $\sin^2(2\pi x)$ - In red we show the graph of the approximation of the subaction V via the $1/2$ iterative procedure and in blue we show the result we get for $V(x) = \sup\{V_1(x), V_2(x)\}$ via power series expansion truncated at order 10. That is, V_2 expressed by (25) and V_1 also in power expansion. As expected, they are virtually indistinguishable since the red portion agrees with the superior envelope of the blue curves.

Proof. We get $2\hat{m}(A) = \sin^2(2\pi/3) + \sin^2(\pi/3)$ and

$$\begin{aligned} |F \circ \eta^i(x) - 2\hat{m}(A)| &= |(\sin^2(\eta^i(x)\pi) - \sin^2(2\pi/3)) + (\sin^2(\eta^i(x)\pi/2) - \sin^2(\pi/3))| \\ &\leq |\sin^2(\eta^i(x)\pi) - \sin^2(2\pi/3)| + |\sin^2(\eta^i(x)\pi/2) - \sin^2(\pi/3)|. \end{aligned}$$

Moreover, $\eta^i(x) = 2/3 \left(1 - \left(\frac{1}{4}\right)^i\right) + \frac{x}{4^i}$, which means $\eta^i(x) - 2/3 = \frac{1}{4^i}(x - 2/3)$. \sin^2 is Lipschitz in $[0, 1]$ for some constant K . Therefore, $|\sin(x) - \sin(y)| \leq K|x - y|$. Then, $|\sin^2(\eta^i(x)\pi) - \sin^2(2\pi/3)| \leq |\eta^i(x)\pi - 2\pi/3| = \frac{K\pi}{4^i}|x - 2/3|$ and $|\sin^2(\eta^i(x)\pi/2) - \sin^2(\pi/3)| \leq |\eta^i(x)\pi - \pi/3| \leq \frac{K\pi}{2} \frac{1}{4^i}|x - 2/3|$. From this

$$\begin{aligned} \left| \sum_{i=0}^{+\infty} (F \circ \eta^i(x) - 2\hat{m}(A)) \right| &\leq \sum_{i=0}^{+\infty} |F \circ \eta^i(x) - 2\hat{m}(A)| \\ &\leq \sum_{i=0}^{+\infty} \left(\frac{K\pi}{4^i}|x - 2/3| + \frac{K\pi}{2} \frac{1}{4^i}|x - 2/3| \right) \leq K\pi \sum_{i=0}^{+\infty} \frac{1}{4^i} < +\infty. \end{aligned}$$

□

Denote $\delta(x) = 1 - x/2$. It is possible to get from the system (22) that $V_1(x) = V_2(1 - x)$ and $V_2(x) + m(A) = V_1(x/2) + A(x/2)$ we get $V_2(x) + m(A) = V_2(1 - x/2) + A(x/2)$. As $m(A) = A(2/3)$ and $\lim_{n \rightarrow +\infty} \delta^n(x) = 2/3$, for $x \in [0, 1]$ we obtain $V_2(x) - V_2(\delta(x)) = A(x/2) - A(2/3)$. From this we get $V_2(x) - V_2(2/3) = \sum_{i=0}^{+\infty} (A(\delta^i(x)/2) - A(2/3))$. As $V_2(2/3) = 0$, it follows that $V_2(x) = \sum_{i=0}^{+\infty} (A(\delta^i(x)/2) - A(2/3))$. Finally, as $\delta^n(x + 2/3) =$

$\frac{2}{3} + \left(-\frac{1}{2}\right)^n x$, we obtain the expression

$$V_2(x) = \sum_{i=0}^{+\infty} \left(\sin^2 \left(\pi \left(\frac{2}{3} + \left(-\frac{1}{2}\right)^i (x - 2/3) \right) \right) - \sin^2(2\pi/3) \right). \quad (24)$$

The corresponding expression for V_1 can be obtained from the equality $V_1(x) = V_2(1-x)$. We will show in the Appendix 13.1 that $V(x) = \sup \{ V_1(x), V_2(x) \}$

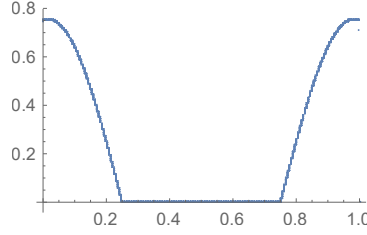


Figure 8: case $\sin^2(2\pi x)$ - The graph of R using the approximation of the calibrated subaction. The orbit of period 2 is inside the set $R = 0$.

is a calibrated subaction for A . Moreover, in the Appendix 13.1 we will present a power series expansion around $2/3$ for V_2 :

$$V_2(x) = \frac{\sin(4\pi/3)}{2} \sum_{k=0}^{+\infty} \frac{(-1)^k (2\pi (x - \frac{2}{3}))^{2k+1}}{(2k+1)!} \frac{2^{2k+1}}{2^{2k+1} + 1} - \frac{\cos(4\pi/3)}{2} \sum_{k=1}^{+\infty} \frac{(-1)^k (2\pi (x - \frac{2}{3}))^{2k}}{(2k)!} \frac{2^{2k}}{2^{2k} - 1}. \quad (25)$$

As $V_1(x) = V_2(1-x)$ a similar result can be derived for V_1 (which can be expressed in power series around $1/3$). We plot in Figure 19 the expression of the subaction via the $1/2$ iterative procedure and via the power expansion described above. In Figure 8 we plot the graph of R we get via the $1/2$ iterative procedure.

6 The case $A(x) = \sin(2\pi x)$

Now we consider the potential $A(x) = \sin(2\pi x)$ and that $T(x) = 2x \pmod{1}$ acts on $[0, 1]$. Consider also the inverse branches of T given by $\tau_1(x) = \frac{x}{2}$ and $\tau_2(x) = \frac{x+1}{2}$. In page 23 in [17] the authors conjectured that in this case the maximizing probability has support on the periodic orbit of period

4 given by $\{1/15, 2/15, 4/15, 8/15\}$. The graph for the subaction V we obtain from the $1/2$ iterative procedure for such A is presented in Figure 15. Although at first glance there seem to be 5 functions V_j in $[0, 1]$ we point out that from the point of view of S^1 (periodic) there exists just 4. The left one is just a continuation of the most right one. This is consistent with the supposition that the maximizing probability has support on a periodic orbit of period 4. Note that in the present case we do not know the value $m(A)$. In [17] the authors conjectured that $m(A) = \frac{A(1/15)+A(2/15)+A(4/15)+A(8/15)}{4}$. It is possible to show that the conjecture is true. In order to do the com-

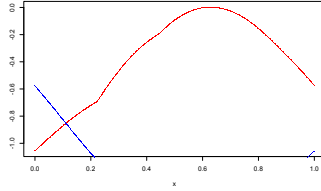


Figure 9: Case $\sin(2\pi x)$ - In blue we show the graph of the subaction we get from the $1/2$ iterative procedure when the calibrated subaction equation is realized by the branch τ_2 . In red when it is realized by the branch τ_1 . The graph of the approximation of the calibrated subaction V is the supremum of the blue and red graphs.

putations, we consider the $[0, 1]$ point of view. From the graph we obtained via the computer it is natural to try to obtain V via the expression $V(x) = \sup\{V_1(x), V_2(x), V_3(x), V_4(x), V_5(x)\}$. Examining the Figure 15 we realize the following relations

$$\begin{aligned} V_5(x) + \hat{m}(A) &= V_4(\tau_1(x)) + A(\tau_1(x)), \quad V_4(x) + \hat{m}(A) = V_3(\tau_1(x)) + A(\tau_1(x)), \\ V_3(x) + \hat{m}(A) &= V_2(\tau_1(x)) + A(\tau_1(x)), \quad V_2(x) + \hat{m}(A) = V_1(\tau_1(x)) + A(\tau_1(x)), \\ \text{and } V_1(x) + \hat{m}(A) &= V_4(\tau_2(x)) + A(\tau_2(x)). \end{aligned}$$

The analysis of this case is similar to the previous one. We will just outline the proof. In order to simplify the analytic expressions on this section (that depends on adding constants) we will write an expression like $V_j(x) = \lim_{n \rightarrow \infty} \sum_{i=0}^{n-1} (F \circ \eta^i(x) - K) = \sum_{i=0}^{\infty} (F \circ \eta^i(x) - K)$, $j = 1, 2, \dots, r$, on the form

$$V_j(x) \cong \sum_{i=0}^{\infty} F \circ \eta^i(x). \quad (26)$$

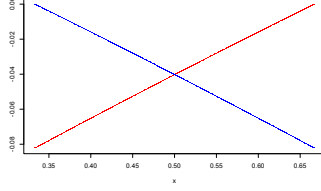


Figure 10: Graphs for the first example of approximating the spectral spectral radius. The graph in red describes the values where the 1/2 iterative procedure detects that the maximization (in right side of the subaction equation) was obtained via the branch τ_1 . The function with this graph is denoted by V_1 . The graph in blue describes the cases where the maximization was obtained via the branch τ_1 . The function V which is the maximum of V_1 and V_2 is the calibrated subaction one gets from the 1/2 iterative procedure. There is a perfect match of such V with the expression (32).

If one gets the explicit expression for V_1 it will follow from the system above that we can also get the explicit expressions for V_2, V_3, V_4 . We will show later that

$$V_1(x) = \sum_{m=0}^{+\infty} \sum_{j=0}^3 \left[\sin \left(\frac{\pi}{2^{j+4m}} \left(\frac{2^{4(m+1)} - 1}{2^4 - 1} + x \right) \right) - \sin \left(2\pi \frac{2^m}{15} \right) \right]. \quad (27)$$

Assuming that the above relations among the V_j are true we get

$$V_1(x) - V \circ \tau_1^3 \circ \tau_2(x) = A \circ \tau_1^3 \circ \tau_2(x) + A \circ \tau_1^2 \circ \tau_2(x) + A \circ \tau_1 \circ \tau_2(x) + A \circ \tau_2(x) - 4\hat{m}(A).$$

Now, we take $\eta(x) = \tau_1^3 \circ \tau_2(x)$, and $F(x) = A \circ \tau_1^3 \circ \tau_2(x) + A \circ \tau_1^2 \circ \tau_2(x) + A \circ \tau_1 \circ \tau_2(x) + A \circ \tau_2(x)$, with $K = 4\hat{m}(A)$. Then, we get $\eta(x) = \frac{x}{2^4} + \frac{1}{2^4}$.

Note that if $x \in [0, 1]$, then $\lim_{n \rightarrow +\infty} \eta^n(x) = \frac{1}{15}$. In this way we get numerical evidence that $\hat{m}(A) = \lim_{n \rightarrow +\infty} \frac{F(\eta^n(x))}{4} = \frac{F(1/15)}{4} \approx 0.4841$. This is consistent with the value $m(A) = \frac{A(1/15) + A(2/15) + A(4/15) + A(8/15)}{4} \approx 0.4841$. Using the truncated expression we get $V_1^{n*}(x) = \sum_{i=0}^{n-1} F(\eta^i(x))$, and $V_2^{n*}(x) = V_1(\tau_1(x)) + A(\tau_1(x)) - m(A)$. Applying the above reasoning in a recursive way we obtain an expression for $V_1(x) \cong$

$$\sum_{i=0}^{+\infty} A\left(\frac{\eta^i(x) + 1}{2^4}\right) + A\left(\frac{\eta^i(x) + 1}{2^3}\right) + A\left(\frac{\eta^i(x) + 1}{2^2}\right) + A\left(\frac{\eta^i(x) + 1}{2}\right). \quad (28)$$

Therefore,

$$V_1(x) \cong \sum_{i=0}^{+\infty} \sin(\pi((x+1)/2^i)). \quad (29)$$

The function V_2 can be obtained from V_1 . The function V_3 from V_2 and so on. One can show that $V(x) = \sup\{V_1(x), V_2(x), V_3(x), V_4(x), V_5(x)\}$ is a calibrated subaction for A and that $\tilde{m}(A) = m(A)$.

7 Estimation of the joint spectral radius: two examples and a more general analytic expression

In the class of examples we consider here does not exist a map acting on $[0, 1]$ but it is naturally defined two inverse branches (an iterated function system). Anyway, the $1/2$ iterative procedure will produce useful information.

Consider

$$A_1 = \begin{pmatrix} a_1 & b_1 \\ c_1 & d_1 \end{pmatrix} \quad A_2 = \begin{pmatrix} a_2 & b_2 \\ c_2 & d_2 \end{pmatrix},$$

with

$$\tau_1(x) = \frac{(a_1 - b_1)x + b_1}{(a_1 + c_1 - d_1 - b_1)x + b_1 + d_1}$$

and

$$\tau_2(x) = \frac{(a_2 - b_2)x + b_2}{(a_2 + c_2 - d_2 - b_2)x + b_2 + d_2}.$$

Take $I_1 = \tau_1([0, 1])$, $I_2 = \tau_2([0, 1])$ and define the potential

$$A(x) = \begin{cases} 1/2 (\log |(\tau_1^{-1})'(x)| + \log(\det(A_1))), & x \in I_1, \\ 1/2 (\log |(\tau_2^{-1})'(x)| + \log(\det(A_2))), & x \in I_2. \end{cases}$$

In [36] the authors explain how the joint spectral radius can be analyzed from the point of view of Ergodic Optimization. The special space of “invariant probabilities” to be considered on this case is described on Definition 7 of [36]. It follows from results on [36] (see expression (42)) that the value $e^{m(A)}$ ($m(A)$ is obtained in a similar way as in classical Ergodic Optimization) is equal to the joint spectral radius $\rho(A_1, A_2)$ (under some conditions for A_1, A_2). In this section the main issue is to estimate $m(A)$. In the first and second examples below the subaction is rigorously obtained. We will estimate in our first example the value $m(A)$ using the $1/2$ iterative procedure.

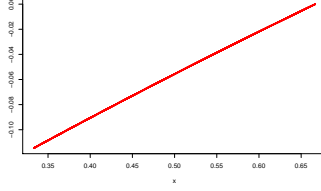


Figure 11: Second example in the case of the estimation of the joint spectral radius. In this case from the 1/2 iterative procedure we get a picture that indicates that the realizer is always τ_1 (red color).

We consider the first example. Take

$$A_1 = \begin{pmatrix} 2 & 1 \\ 2 & 2 \end{pmatrix} \quad \text{and} \quad A_2 = \begin{pmatrix} 2 & 2 \\ 1 & 2 \end{pmatrix}.$$

In this case the inverse branches are $\tau_1(x) = \frac{x+1}{x+3}$ e $\tau_2(x) = \frac{2}{4-x}$. The potential is given by

$$A(x) = \begin{cases} 1/2 (\log(|\frac{2}{(x-1)^2}|) + \log(2)), & 1/3 \leq x \leq 1/2, \\ 1/2 (\log(|\frac{2}{x^2}|) + \log(2)), & 1/2 \leq x \leq 2/3. \end{cases}$$

Applying a high order iteration of 1/2 iterative procedure $\mathcal{G}^n(f_0)$ we get an output called “subaction” which helps to find the value $m(A)$. This is in agreement to what was predicted by the theory in [36]. Corollaries 13 and 14 of [36] describe the values of the joint spectral radius $\rho(A_1, t A_2)$, for some values of $t > 0$. The value $m(A) \approx 1.2702$ does not correspond to the spectral radius of either A_1 or A_2 (they are equal). This is in agreement to what was predicted by the theory in [36]. Looking Figure 10 which was obtained from the 1/2 iterative procedure (showing the possible realizers) we assume that we should take V_1, V_2 (with realizers, respectively, τ_1 and τ_2) satisfying

$$V_2(x) + \hat{m}(A) = V_1(\tau_1(x)) + A(\tau_1(x)), \quad V_1(x) + \hat{m}(A) = V_2(\tau_2(x)) + A(\tau_2(x)).$$

Finally, we get

$$V_2(x) - V_2 \circ \tau_2 \circ \tau_1(x) = A \circ \tau_2 \circ \tau_1(x) + A \circ \tau_1(x) - 2\hat{m}(A). \quad (30)$$

Figure 10 shows the pictures of the graphs of the functions V_1 and V_2 . As $q = \frac{1}{2}(\sqrt{17}-3)$ is the fixed point of $\tau_2 \circ \tau_1$ we obtain $\hat{m}(A) = \frac{A \circ \tau_2 \circ \tau_1(q) + A \circ \tau_1(q)}{2} = \frac{A(\frac{1}{2}(\sqrt{17}-3)) + A(\frac{1}{2}(5-\sqrt{17}))}{2} = \frac{1}{4} (2 \log(2) + \log(2/(q-1)^2) + \log(2/(q^2))) \approx 1.2702$.

This is in agreement with the value we get from the 1/2 iterative procedure. Therefore, the 1/2 iterative procedure is able to estimate the joint spectral radius $\rho(A_1, A_2)$. After some computations we will show later that $m(A)$

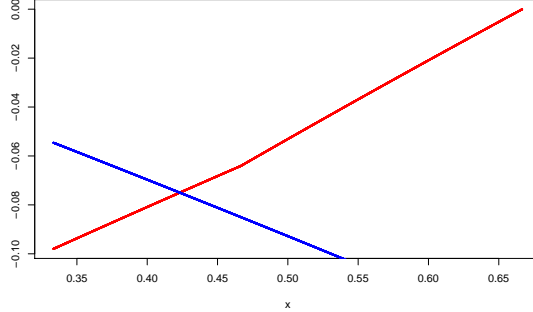


Figure 12: Joint spectral radius case -The graph in blue indicates where the realizer is attained by τ_2 and in red by τ_1 . Here the value of the parameter is equal to $t = 0.92$.

satisfies $m(A) = \log\left(\frac{1}{2}(3 + \sqrt{17})\right)$, and taking $b = \frac{1}{2}(3 + \sqrt{17})$ we will finally get that $V(x) = \max\{\log(x + b), \log(1 - x + b)\}$ is a subaction. Now we will begin the computations for this case. Taking $F(x) = A \circ \tau_2 \circ \tau_1(x) + A \circ \tau_1(x)$ and $\eta(x) = \tau_2 \circ \tau_1(x)$, we get $V_2(x) \cong \lim_{n \rightarrow +\infty} \sum_{i=0}^n F \circ \eta^i(x)$. This means

$$V_2(x) \cong 2 \log \left(\prod_{i=0}^{+\infty} (11 + 3\eta^i(x)) \right). \quad (31)$$

We note that from equation (30) we get $V_1(x) = V_2(1 - x)$. One can also show that in this case the piecewise analytic expression for the calibrated subaction V can given by $V(x) = \max$ of

$$\left\{ \log \prod_{i=0}^{\infty} \left(\frac{11 + 3(\tau_2 \circ \tau_1)^i(x)}{11 + (\frac{3}{2}(\sqrt{17} - 3))} \right), \log \prod_{i=0}^{\infty} \left(\frac{11 + 3(\tau_2 \circ \tau_1)^i(1 - x)}{11 + (\frac{3}{2}(\sqrt{17} - 3))} \right) \right\} \quad (32)$$

There is a quite strong simplification of all this. Indeed, we get that in this case the subaction V satisfies $V(x) = \max\{V_1(x), V_2(x)\}$, where $V_2(x) = \log(h(x))$ for some function h . From the information we get from the 1/2 iterative procedure it seems that h is linear. Assuming that $V_2(x) = \log(x + b)$ we get the system $\log\left(\frac{(b+x)(11+3x)}{b(11+3x)+6+2x}\right) = \log((11+3x)e^{-2m(A)})$. This means $e^{-2m(A)} = \frac{b+x}{6+11b+2x+3bx}$. As $m(A)$ satisfies $m(A) = \log\left(\frac{1}{2}(3 + \sqrt{17})\right)$, taking derivative on x and using the condition to be equal to zero we get $6 + 11b + 2x + 3bx - (2 + 3b)(b + x) = 0$, that is $6 + 9b - 3b^2 = 0$. Finally, we get $b = \frac{1}{2}(3 + \sqrt{17})$. Note that $b = e^{m(A)}$, therefore we get the candidate for

subaction $V(x) = \max\{\log(x+b), \log(1-x+b)\} = \max\{V_2(x), V_1(x)\}$. In order to check that this V is indeed the solution we plug the above expression for V_2 in equation (30) and we have a confirmation that such V is a subaction.

We will consider now our second example. Denote

$$A_1 = \begin{pmatrix} 2 & 1 \\ 2 & 2 \end{pmatrix} \quad \text{and} \quad A_2 = \begin{pmatrix} 1 & 1 \\ 1/2 & 1 \end{pmatrix}.$$

In this case $\tau_1(x) = \frac{x+1}{x+3}$ and $\tau_2(x) = \frac{2}{4-x}$, and

$$A(x) = \begin{cases} (1/2)(\log(|\frac{2}{(x-1)^2}|) + \log(2)), & 1/3 \leq x \leq 1/2 \\ (1/2)(\log(|\frac{2}{x^2}|) - \log(2)), & 1/2 \leq x \leq 2/3 \end{cases}$$

From Corollaries 13 and 14 of [36] it follows that the joint spectral radius $\rho(A_1, A_2)$ is equal to the spectral radius $\rho(A_1)$ of A_1 which is $2 + \sqrt{2}$. This corresponds to $m(A) = \log(2 + \sqrt{2})$. Via the $1/2$ iterative procedure we obtain the value $m(A) \approx 1.2279 \sim \log(2 + \sqrt{2})$ after 14 iterations of \mathcal{G} applied to $f_0 = 0$. This is in agreement with the analytical result presented in [36]. Looking Figure 11 (which was obtained from the $1/2$ iterative procedure) and proceeding in the same way as before we get $V(x) - V \circ \tau_1(x) = A \circ \tau_1(x) - m(A)$. As $q = \sqrt{2} - 1$ is a fixed point of τ_1 we finally get $m(A) = A(\tau_1(q)) = \log\left(\frac{2}{2-\sqrt{2}}\right) = \log(2 + \sqrt{2}) \approx 1.22795$. Proceeding in the same way as in the previous example we get

$$V(x) \cong \sum_{i=1}^{+\infty} -\log(1 - \tau_1^i(x)) = (-1) \log \prod_{i=1}^{+\infty} (1 - \tau_1^i(x)).$$

In the cases where we get explicit estimations, the approximation of the exact value $m(A)$ to four decimals places, required 30 iterations. With 15 iterations we get an approximation to two decimal places.

Now, we consider a more general case. Given $t > 0$, denote

$$A_1 = \begin{pmatrix} 2 & 1 \\ 2 & 2 \end{pmatrix} \quad \text{and} \quad tA_2 = \begin{pmatrix} 2t & 2t \\ 1t & 2t \end{pmatrix}.$$

In this case $\tau_1(x) = \frac{x+1}{x+3}$ and $\tau_2(x) = \frac{2}{4-x}$. As $t > 0$, then

$$A(x, t) = \begin{cases} (1/2)(\log(|\frac{2}{(x-1)^2}|) + \log(2)), & 1/3 \leq x \leq 1/2, \\ (1/2)(\log(|\frac{2}{x^2}|) + \log(2t^2)), & 1/2 \leq x \leq 2/3. \end{cases}$$

We know from the other cases we already consider that for the values $t = 1/2$ and $t = 1$ we get different maximal values $m(A)$ and different subactions. Denote by $m(A, t)$ the function which gives the maximal value of $A(x, t)$ (where $e^{m(A, t)}$ is the joint spectral radius $\rho(A_1, tA_2)$), for each $t > 0$. We

are not able to obtain in a rigorous manner the subaction for all cases of $t > 0$. However, we are able to show rigorously that there is an interval $0 \leq t \leq \frac{4(4+3\sqrt{2})}{18+13\sqrt{2}}$ where the maximal value is constant (see computations of case 1 below). Via the 1/2 iterative procedure we will be able to plot (a non rigorous estimation) the maximal value as a function of t (see figures 13 and 14). The main idea here is to try to take one of the V_i in the form $V_i(x) =$

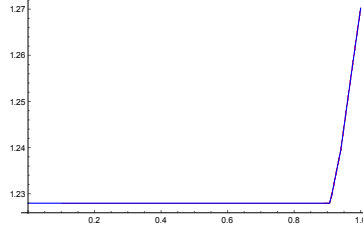


Figure 13: Joint spectral radius case - In blue we plot the graph of $m(A, t)$ as a function of t via expressions we get explicitly here and in blue the estimation of $m(A, t)$ via the 1/2 iterative procedure. There is a perfect match in some intervals in $[0, 1]$.

$\log(x+b)$ (or, $\log(b-x)$). For guessing the number of V_i , $i = 1, 2, \dots, r$, we use (in most of the cases) the picture we get from the 1/2 iterative procedure.

Case 1: It will follow that $0 \leq t \leq \frac{4(4+3\sqrt{2})}{18+13\sqrt{2}}$. We will get here explicitly that $m(A, t) = \log(2 + \sqrt{2})$, when $0 \leq t \leq \frac{4(4+3\sqrt{2})}{18+13\sqrt{2}}$. We will elaborate on that. For small values $t \sim 0$, the value $m(A, t)$ we get on the computer indicates that $m(A, t) = \log(2 + \sqrt{2})$. Moreover, it suggests that in order to get the calibrated subaction V we should work with two V_i :

$$V_1(x, t) + \hat{m}(A, t) = A(\tau_2(x), t) + V_2(\tau_2(x), t), \quad (33)$$

$$V_2(x, t) + \hat{m}(A, t) = A(\tau_1(x), t) + V_2(\tau_1(x), t). \quad (34)$$

$V(x, t) = \max\{V_1(x, t), V_2(x, t)\}$ is the candidate to be the subaction for $A(x, t)$. As $m(A, t)$ seems to be constant in an interval and $A(\tau_1(x), t) = \log(\frac{2}{1-\tau_1(x)})$ we conclude that V_2 should not depend on t . We assume $V_2(x, t) = \log(x+b)$ and then from last equation we get $b = 1 + \sqrt{2}$ and finally $V_2(x, t) = \log(x + 1 + \sqrt{2})$. It is easy to confirm that $V_2(x, t) + \log(2 + \sqrt{2}) = V_2(\tau_1(x), t) + A(\tau_1(x), t)$. Making a substitution in (33) we get $V_1(x, t) = \log\left(t(2 + \sqrt{2} - \frac{x}{\sqrt{2}})\right)$. Clearly $\hat{m}(A, t) = \log(2 + \sqrt{2})$ is a natural candidate to be $m(A, t)$. We may ask which values of t the above expressions for V_1 and V_2 are such that the subaction V is given by

$$V(x, t) = \max[V_1(x, t), V_2(x, t)]? \quad (35)$$

In particular we get $A(\tau_1(x), t) + V_2(\tau_1(x), t) = V_2(x, t) + \hat{m}(A, t)$, and $A(\tau_2(x), t) + V_2(\tau_2(x)) = V_1(x, t) + \hat{m}(A, t)$.

Given $x \in [1/3, 2/3]$ and $i \in \{1, 2\}$, then for some $j \in \{1, 2\}$, we get

$$A(\tau_i(x), t) + V_1(\tau_i(x)) \leq V_j(x, t) + \hat{m}(A, t).$$

$$\begin{aligned} \text{That is, } \max \left\{ \log \left(t(3+x) \left(2 + \frac{1}{\sqrt{2}} + \frac{\sqrt{2}}{3+x} \right) \right), \log \left(t^2(4-x) \left(2 + \sqrt{2} - \frac{\sqrt{2}}{4-x} \right) \right) \right\} &\leq \\ &\leq \max \left\{ \log \left(t(2 + \sqrt{2} - \frac{x}{\sqrt{2}})(2 + \sqrt{2}) \right), \log \left((1 + \sqrt{2} + x)(2 + \sqrt{2}) \right) \right\}. \end{aligned}$$

On the other hand if $x \in [1/3, \frac{\sqrt{2}}{2+\sqrt{2}}]$ then

$$t(3+x) \left(2 + \frac{1}{\sqrt{2}} + \frac{\sqrt{2}}{3+x} \right) \leq \left(t(2 + \sqrt{2} - \frac{x}{\sqrt{2}})(2 + \sqrt{2}) \right).$$

Therefore, in this interval $A(\tau_1(x), t) + V_1(\tau_1(x), t) \leq V(x, t) + \hat{m}(A, t)$. Now, consider $x \in [x(t), 2/3]$, where $x(t)$ is the point such that

$$t(3+x(t)) \left(2 + \frac{1}{\sqrt{2}} + \frac{\sqrt{2}}{3+x(t)} \right) = ((1 + \sqrt{2} + x(t)))(2 + \sqrt{2}).$$

This means that if $x \in [x(t), 2/3]$, then, $A(\tau_1(x), t) + V_1(\tau_1(x), t) \leq V(x, t) + \hat{m}(A, t)$. From this follows that $x(t) \leq \frac{\sqrt{2}}{2+\sqrt{2}} = 0.414214...$. Then, for $x \in [1/3, 2/3]$ we get $A(\tau_1(x), t) + V_1(\tau_1(x), t) \leq V(x, t) + \hat{m}(A, t)$. This condition is satisfied for $t \leq \frac{4(4+3\sqrt{2})}{18+13\sqrt{2}} \approx 0.9061$. It is compatible with the information we get from the 1/2 iterative procedure. Now we will show that $A(\tau_2(x), t) + V_1(\tau_2(x), t) \leq V(x, t) + \hat{m}(A, t)$ for such values of t . Note that if $0 \leq t \leq \frac{(2+\sqrt{2})^2}{8+3\sqrt{2}} \approx 0.952$, then, $t^2(4-x) \left(2 + \sqrt{2} - \frac{\sqrt{2}}{4-x} \right) \leq t(2 + \sqrt{2} - \frac{x}{\sqrt{2}})(2 + \sqrt{2})$. Therefore, $V(x, t)$ given by equation (35) is a calibrated subaction with $m(A, t) = \log(2 + \sqrt{2})$, as far as, $0 \leq t \leq \frac{4(4+3\sqrt{2})}{18+13\sqrt{2}}$. The final conclusion is that $m(A, t) = \log(2 + \sqrt{2})$ for $t \in [0, t_1]$, where $t_1 := \frac{4(4+3\sqrt{2})}{18+13\sqrt{2}} \approx 0.9061$. In Figure 14 we show a detailed estimation of the graph of $m(A, t)$ (via the 1/2 iterative procedure) for t close to t_1 .

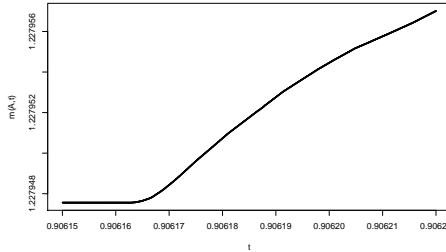


Figure 14: Graph of $m(A, t)$ for t around the point t_1 where $m(A, t)$ is not constant anymore.

Case 2: Now we analyze parameters close to $t = 0.91$. In this case the picture we get was not good enough for a guess. But, the approximated value $\hat{m}(A) \approx 1.228902$ suggests an orbit of period 4 as the maximizing probability. In this way is natural to try to obtain V using the system: $V_4(x, t) + \hat{m}(A, t) = V_3(\tau_1(x), t) + A(\tau_1(x), t)$, $V_3(x, t) + \hat{m}(A, t) = V_2(\tau_1(x), t) + A(\tau_1(x), t)$, $V_2(x, t) + \hat{m}(A, t) = V_1(\tau_1(x), t) + A(\tau_1(x), t)$, $V_1(x, t) + \hat{m}(A, t) = V_4(\tau_2(x), t) + A(\tau_2(x), t)$. We will try to get V via

$$V(x, t) = \max[V_1(x, t), V_2(x, t), V_3(x, t), V_4(x, t)]. \quad (36)$$

This system (if accomplish its mission of getting V) gives the exact value

$$m(A, t) = \frac{1}{4} \log \left((75 + \sqrt{5609})t \right). \quad (37)$$

This value we get from the 1/2 iterative procedure - for the estimation of $m(A, t)$ - when $t = 0.91$ is quite close to the one we get from the above analytical expression for this value.

After a tedious computation we get:

$V_1(x, t) = \log(b - x)$, $V_2(x, t) = \log(d(t)(-1 - x + b(3 + x)))$, $V_3(x, t) = \log(2d(t)^2(-2 - x + b(5 + 2x)))$, $V_4(x, t) = \log(2d(t)^3(-7 - 3x + b(17 + 7x)))$, where, $b = \frac{1}{34}(89 + \sqrt{5609})$. We checked that $V(x, t)$ is indeed the subaction when $t \in [t_2, t_3]$, where approximately $[t_2, t_3] = [0.908571, 0.912996]$. More precisely, one can get

$$t_2 := \frac{367765714335 - 4904055941\sqrt{5609}}{533794816},$$

$$\text{and } t_3 := \frac{1900479599391 + 25366638853\sqrt{5609}}{4162416040000}$$

The value $m(A, t)$ is given by (37). We point out that the above kind of

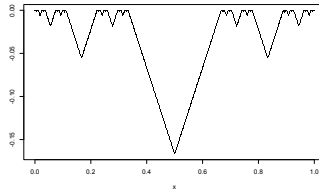


Figure 15: Graph of the truncation $A_{100}(x)$ in a discretization of 10^5 points

reasoning is quite general; there are many similar examples: one can take another value of t , then, from the graph one gets from the 1/2 iterative procedure to guess the right number of V_i , etc.

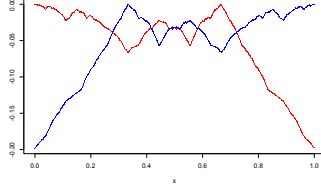


Figure 16: Picture obtained using the $1/2$ iterative procedure for $A_{100}(x)$ with a discretization of 10^5 points. The red graph shows when the realizer is obtained via τ_1 and the one in blue is for the case when the realizer is τ_2 .

8 Revisiting the case $A(x) = -(x - \frac{1}{3})^2$

We can proceed in the same way as in the last examples by choosing a function F and getting the power series for the case $A(x) = -(x - \frac{1}{3})^2$. We will get in the end the same result as in section 2. We just outline the reasoning. Taking $F(x) = \frac{-21}{64} (x + 1/9)^2 + 4/189$, and $\eta(x) = \tau_1 \circ \tau_1 \circ \tau_2(x)$, we will get

$$\lim_{n \rightarrow +\infty} V_1^{n*}(x) = \frac{-21}{64} \sum_{i=0}^{+\infty} \left((\eta^i(x) + 1/9)^2 - 256/3969 \right).$$

One can show that $\eta^i(x + 1/7) = \frac{1}{7} + \frac{x}{8^i}$. Therefore,

$$V_1(x + 1/7) = \lim_{n \rightarrow +\infty} V_1^{n*}(x + 1/7) = \frac{-21}{64} \sum_{i=0}^{+\infty} \left(\left(\frac{16}{63} + \frac{x}{8^i} \right)^2 - \frac{256}{3969} \right). \quad (38)$$

After simplification and canceling terms we get $V_1(x) = -\frac{x^2}{3} - \frac{2x}{21} + 1/49$, which shows the same form (up to an additive constant) of the V_1 we obtained before on section 2.

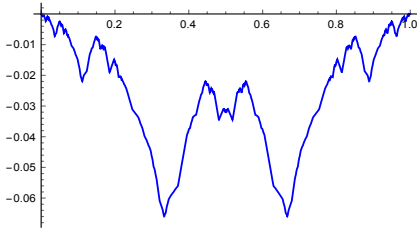


Figure 17: Truncation of the subaction V as described on Theorem 9, where $n=10$.

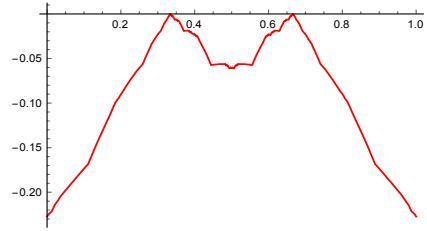


Figure 18: Truncation of the subaction W as described on Theorem 10, where $n = 10$.

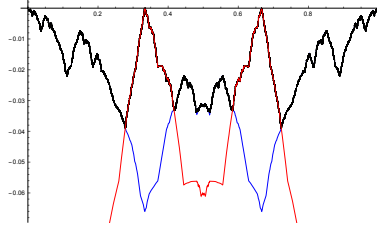


Figure 19: Sobreposition of the two above graphics resulting in a new subaction with the graph in black.

9 Minus distance to the Cantor set

Now, we consider the case where $A(x) = -d(x, K)$ where $d(x, K) = \min_{k \in K} |x - k|$ and $K \subset [0, 1]$ is the Cantor. Also, $T(x) = 2x \pmod{1}$ acts on $[0, 1]$ and the inverse branches of T are given by $\tau_1(x) = \frac{x}{2}$ and $\tau_2(x) = \frac{x+1}{2}$. In this section we present pictures we get from the use of the $1/2$ iterative procedure and we present some conjectures. We do not provide mathematical proofs. We consider an approximation of the Cantor set via the mesh of points of the form $m = \frac{1}{2} + \sum_{i=1}^{+\infty} a_i \frac{1}{3^i}$ where $a_i \in \{1, -1\}$, and therefore we take $A(x) = -d(x, K) = -\min_{(a_i) \in \{1, -1\}^{\mathbb{N}}} \left| x - \left(\frac{1}{2} + \sum_{i=1}^{+\infty} a_i \frac{1}{3^i} \right) \right|$. It is easy to see that $m(A) = 0$. Note that $\{1/3, 2/3\}$ is contained on the Mather set. As A is symmetric there is a symmetric subaction. Consider the truncation $A_n(x) = -\min_{(a_i) \in \{1, -1\}^n} \left| x - \left(\frac{1}{2} + \sum_{i=1}^n a_i \frac{1}{3^i} \right) \right|$.

The points 0 and 1 are also in the Mather set. We will try to get a subaction via $V_1(x) - V_1(\tau_1(x)) = A(\tau_1(x))$ and $V_2(x) - V_2(\tau_2(x)) = A(\tau_2(x))$. In this way we get $V_1(x) = \sum_{i=1}^{+\infty} A \circ \tau_1^i(x)$ and $V_2(x) = \sum_{i=1}^{+\infty} A \circ \tau_2^i(x) = V_1(1 - x)$. We will show that $V(x) = V_1(x)I_{[0, 1/2)} + V_1(1 - x)I_{[1/2, 1]}$ is a subaction

Lemma 8. *The series $G(x) = \sum_{i=1}^{+\infty} A(\tau_1^i(x))$ converges uniformly in $[0, 1]$.*

Proof. Notice that

$$G(x) = \sum_{i=1}^{+\infty} -\min_{(a_i) \in \{1, -1\}^{\mathbb{N}}} \left| x/2^i - \left(\frac{1}{2} + \sum_{i=1}^{+\infty} a_i \frac{1}{3^i} \right) \right|$$

and

$$\min_{(a_i) \in \{1, -1\}^{\mathbb{N}}} \left| x/2^i - \left(\frac{1}{2} + \sum_{i=1}^{+\infty} a_i \frac{1}{3^i} \right) \right| \leq |x/2^i|.$$

In this way $|G|$ is bounded by a geometric series and therefore we get the claim. \square

As in the previous examples we also want to find V, V_1, V_2 , such that,
 $\max_{T(y)=x}[A(y) + V(y)] = \max\{V_1(x) + m(A), V_1(1-x) + m(A)\} = V(x)$.

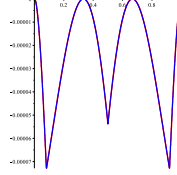


Figure 20: Case $A(x) = -x^2(x - 1/3)^2(x - 2/3)^2(x - 1)^2$ - This picture describes the graph of the function V we get from the large iteration of \mathcal{G}^{20} applied to the initial function $f_0 = 0$. There is a numerical evidence that such V is a calibrated subaction.

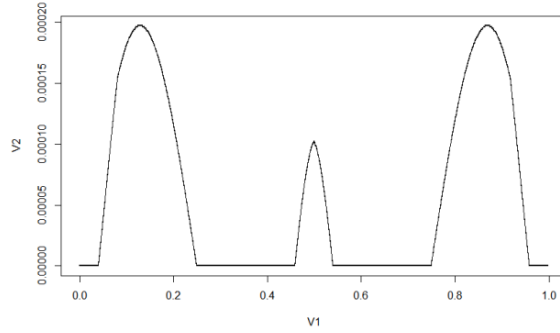


Figure 21: Case $A(x) = -x^2(x - 1/3)^2(x - 2/3)^2(x - 1)^2$ - This picture describes the graph of the function R associated to the V of last Figure 20. This graph confirm that there is a numerical evidence that such V is a calibrated subaction.

Conjecture 9. Suppose $A(x) = -d(x, K)$ and $T(x) = 2x \bmod(1)$, then, a subaction is given by $V(x) = G(x)I_{[0,1/2)}(x) + G(1-x)I_{[1/2,1]}(x)$, where $G(x) = \sum_{i=1}^{+\infty} A(\tau_1^i(x))$.

Now, we want to try to find another subaction but this time associated to the maximizing probability with support on $\{1/3, 2/3\}$. In this way we will look for solutions of the form $V_2(x) = V_1(\tau_1(x)) + A(\tau_1(x))$ and $V_1(x) = V_2(\tau_2(x)) + A(\tau_2(x))$. As in the previous examples $\eta(x) = \tau_2(\tau_1(x))$ take $V_2(x) = \sum_{i=1}^{+\infty} (A(\tau_1(\eta^i(x))) + A(\tau_2(\tau_1(\eta^i(x))))$, and $V_1(1-x) = V_2(x)$. As $\eta(2/3) = 2/3$ one can show that this series is absolutely convergent (similar to

the previous Lemma 8). Define $H(x) = \sum_{i=1}^{+\infty} (A(\tau_1(\eta^i(x))) + A(\tau_2(\tau_1(\eta^i(x))))$. We want to show that $W(x) = H(x)I_{[0,1/2)}(x) + H(1-x)I_{[1/2,1]}(x)$ is a subaction. In the same way as before we want to show that

$$\max_{T(y)=x} [A(y) + V(y)] = \max\{H(x), H(1-x)\} = W(x).$$

Conjecture 10. *The function W given by $W(x) = H(x)I_{[0,1/2)}(x) + H(1-x)I_{[1/2,1]}(x)$, $H(x) = \sum_{i=1}^{+\infty} (A(\tau_1(\eta^i(x))) + A(\tau_2(\tau_1(\eta^i(x))))$, is a subaction for A .*

Above we conjectured that W and V were subactions. If this was true, then $\max\{W + C_1, V + C_2\}$ is also a subaction, where $C_1, C_2 \in \mathbb{R}$.

10 A potential A which is equal to its subaction u .

Taking $T(x) = 2x \bmod(1)$ the inverse branches are $\tau_1(x) = 1/2$, $\tau_2(x) = (x+1)/2$, which satisfy the equation $1 - \tau_1(1-x) = \tau_2(x)$. We will exhibit a potential A which is equal to its subaction u . In order to derive the solution, we will make some assumptions on u . Suppose u is symmetric of the form

$$u(x) = \begin{cases} f(x), & x < 1/2 \\ f(1-x), & x \geq 1/2, \end{cases} \quad (39)$$

where

$$f(x) = \begin{cases} g_1(x), & x < 1/3 \\ g_2(x), & 1/2 \geq x \geq 1/3. \end{cases}$$

We assume that for $x \in [0, 1/2]$, the value $\max_{T(y)=x} [2u(y)]$ is realized by τ_2 and

for $x \in [1/2, 1]$ it is realized by τ_1 . Then, we get the system

$$\begin{aligned} g_1(x) + m(A) &= 2g_2(1 - \tau_2(x)), & g_2(x) + m(A) &= 2g_1(1 - \tau_2(x)), \\ g_1(1-x) + m(A) &= 2g_2(\tau_1(x)), & g_2(1-x) + m(A) &= 2g_1(\tau_1(x)). \end{aligned}$$

Two of the above equations are redundant. Taking $\eta(x) = \frac{1+x}{4}$, we get the system

$$g_1(x) + m(u) = 2g_2(1 - \tau_2(x)) \quad \text{and} \quad g_2(x) + m(u) = 2g_1(1 - \tau_2(x)).$$

After some computations we get

$$g_1(x) = \alpha \left(x - \frac{1}{3} \right) + \beta, \quad \text{and} \quad g_2(x) = \alpha \left(\frac{1}{3} - x \right) + \beta,$$

with the constraints $g_1(\tau_1(x)) \leq g_2(1 - \tau_2(x))$, $x \in [0, 1/3]$ and $g_1(\tau_1(x)) \leq g_1(1 - \tau_2(x))$ $x \in [1/3, 1/2]$. This means (taking $\alpha > 0$) that $-\alpha/6 \leq$

0, $x \in [0, 1/3]$ and $\alpha(x - 1/2) \leq 0$, $x \in [1/3, 1/2]$. As in this case this is always true we finally get for $x \in (0, 1/2)$, $\max_{T(y)=x} [2 u(y)] = u(x) + \beta$. By symmetry the same is true for $x \in (1/2, 1)$. In this case $A = u$ (where u is

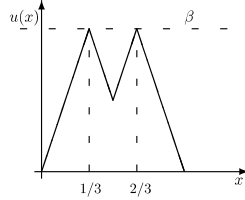


Figure 22: *The graph of the function $A = u$ in (39)*

the subaction), $m(A) = \beta$ and the maximizing probability has support on the orbit of period 2. The general picture of the graph of $A = u$ is presented on Figure 22. A particular example could be $\alpha = 0.4$ and $\beta = 1$.

11 Approximating the eigenfunction of the Ruelle operator

In this section, we will show that a variation of the $1/2$ iterative procedure works fine also for approximating the eigenfunction of the Ruelle operator. Given a Hölder potential $A : [0, 1] \rightarrow \mathbb{R}$ denote L_A the Ruelle operator, that is given f , then $L_A(f) = g$, means

$$L_A(f)(x) = g(x) = e^{A(\tau_1(x))} f(\tau_1(x)) + e^{A(\tau_2(x))} f(\tau_2(x)).$$

It is known that there exists in this case an eigenvalue $\lambda > 0$ and a positive eigenfunction φ such that $L_A(\varphi) = \lambda\varphi$ (see [49]). We will define an operator G , such that, if $G(h) = h$, then, e^h is the eigenfunction of the Ruelle operator. We define first the operator \tilde{G} acting on functions in, such way that,

$$\tilde{G}(g) = \frac{1}{2}g + \frac{1}{2}\log(L_A(e^g)).$$

Finally, we define G by $G(g) = \tilde{G}(g) - \tilde{G}(g)(0.5)$. One can show that for any $f, g > 0$ we have that $|\tilde{G}(f) - \tilde{G}(g)|_0 \leq |f - g|_0$.

Remark 11. *Once more the introduction of the $1/2$ factor helps on the procedure of iterating the operator $f \rightarrow G(f)$ to an initial condition f_0 . Indeed, in the same way as in Remark 6, if for a point z_0 the signs of $\frac{1}{2}(f - g)(z_0)$ and $\frac{1}{2}\log(L_A(e^g))(z_0)$ are different, then one get a better contraction rate then one would get using the operator $f \rightarrow \log(L_A(e^f))$.*

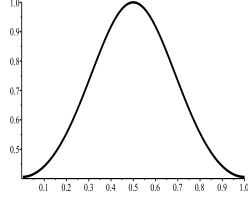


Figure 23: Case $A(x) = \sin^2(2\pi x)$ - approximating the eigenfunction and the eigenvalue the Ruelle operator - We consider the operator G and the Ruelle operator L_A . In this Figure we plot the graph of $e^{G^{10}(0)}$ in blue and the graph of $\frac{1}{\lambda} L_A(e^{G^{10}(0)})$ in red, with λ approximately equal to 3.472. There is a numerical evidence that $\varphi = e^{G^{10}(0)}$ is a good approximation to the eigenfunction of L_A .

Suppose $G(h) = h$, then

$$h = \frac{1}{2}h + \frac{1}{2}\log(L_A(e^h)) - c, \quad (40)$$

where c is a constant. Take φ such that $\log(\varphi) = h$ and $1/2 \log(\lambda) = c$. Then, we get $\frac{1}{2} \log(\varphi) = \frac{1}{2} \log(L_A(\varphi)) - \frac{1}{2} \log \lambda$. This means that $\lambda \varphi = L_A(\varphi)$. We can approximate the eigenfunction φ via high iterates of $G^n(0)$. We applied this method for the potential $A(x) = \sin^2(2\pi x)$ and $T(x) = 2x \pmod{1}$. Then, we plot $e^{G^{10}(0)}$ and $\frac{1}{\lambda} L_A(e^{G^{10}(0)})$ in Figure 23 with λ approximately equal to 3.472. We do not have to worry about the value c above in equation (40). In order to estimate λ we just take the value $\lambda = \frac{L_A(e^{G^{10}(0)})(0.4)}{e^{G^{10}(0)}(0.4)}$.

12 The 1/2 iterative procedure applied to the case where A has more than one maximizing probability.

The discussion that will be made in this section only addresses questions regarding numerical evidence obtained from the 1/2 iterative procedure. We do not present rigorous proofs in this section. The interest here is to understand better the dynamics of the 1/2 iterative procedure on the case where there is more than one maximizing probability. In some sense, there are basins of attractions depending where one begins the iteration of the 1/2 iterative procedure.

Consider the potential $A(x) = -x^2(x - 1/3)^2(x - 2/3)^2(x - 1)^2$ which has maximal value $m(A) = 0$ and Mather set equal to $\{0, 1/3, 2/3\}$ (when the

setting is S^1 and not $[0, 1]$). The ergodic maximizing probabilities are $\mu_1 = \delta_0$ and $\mu_2 = \frac{1}{2}(\delta_{1/3} + \delta_{2/3})$. In this case, there exists more than one calibrated subaction (see Theorems 12 and 15 in [23] or Theorem 5 in [24]). One can get numerical evidence of the graph of these different calibrated subactions by considering the iteration of \mathcal{G} on distinct initial conditions. What kind of numerical evidence we can get from the use of the $1/2$ iterative procedure? Taking the initial condition $f_0 = 0$ and iterating \mathcal{G} we get the function V which has the graph shown on Figure 20. This function V "should be" a calibrated subaction. The graph of the associated function R (see expression (2)) is displayed on Figure 21. Suppose we did not know in advance where the Mather set is. From Figure 21 we have numerical evidence that the values of R on the two periodic orbits $\{0\}$ and $\{1/3, 2/3\}$ are equal to zero (or, ~ 0).

The general idea is: even in the case the maximizing probability is not unique we get numerical evidence about the possible maximizing probabilities. Another initial condition f_0 can be attracted to another calibrated subaction V by iteration of \mathcal{G} . Indeed, let $\alpha_{\varepsilon,a} : [0, 1] \rightarrow \mathbb{R}$ be a piecewise linear bump function defined by

$$\alpha_{\varepsilon,a}(x) = \begin{cases} 0, & 0 \leq x \leq a - \varepsilon \\ kx - k(a - \varepsilon), & a - \varepsilon \leq x \leq a \\ -kx + k(a + \varepsilon), & a \leq x \leq a + \varepsilon \\ 0, & a + \varepsilon \leq x \leq 1 \end{cases}$$

where $a \in (0, 1)$ and $\varepsilon > 0$ is arbitrary small. We consider two different initial conditions:

a) $A(x) = -x^2(x - 1/3)^2(x - 2/3)^2(x - 1)^2$ and $f_0(x) = \alpha_{0.01, 1/5}(x)$: In this

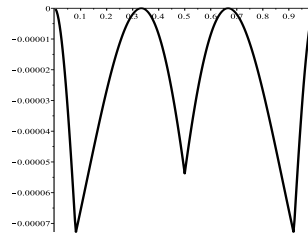


Figure 24: The approximated subaction obtained from the initial condition $f_0(x) = \alpha_{0.01, 1/5}(x)$.

case, there is numerical evidence that the high iterates $\mathcal{G}^n(f_0)$ converge to the graph described by Figure 24.

b) $A(x) = -x^2(x - 1/3)^2(x - 2/3)^2(x - 1)^2$ and $f_0(x) = \alpha_{0.01, 2/3}(x)$: In this case there is a numerical evidence that the high iterates of $\mathcal{G}^n(f_0)$ converge to the graph described by Figure 25. In these two last cases, the graph of the

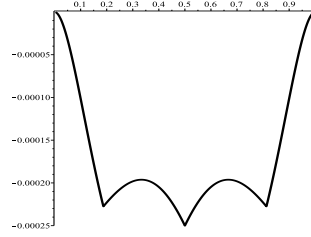


Figure 25: The approximated subaction obtained from the initial condition $f_0(x) = \alpha_{0.01,2/3}(x)$.

corresponding R (we do not present then here) also confirms the numerical evidence that such functions V are calibrated subactions. Interesting future work is to analyze the basin of attraction of each subaction by the iteration \mathcal{G}^n . We can also show the influence of the flatness of the potential A on the

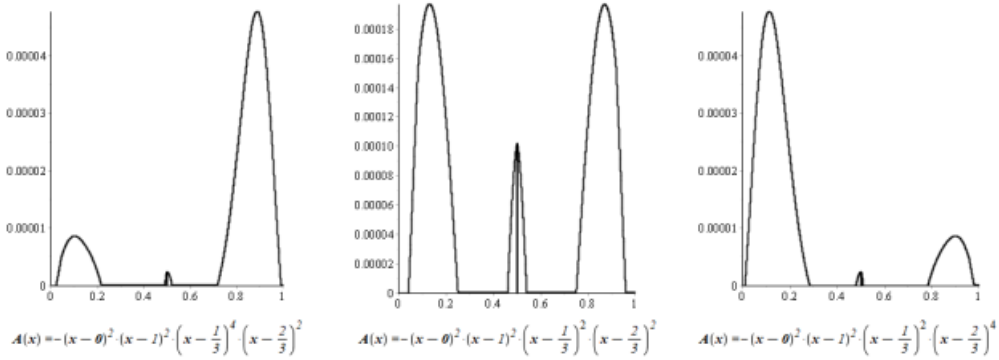


Figure 26: These pictures describe the graph of the function R we get from the approximated calibrated subaction V (obtained by large iteration of \mathcal{G} applied to the initial function $f_0 = 0$) for different potentials A .

function R (see Figure 26). One can see from these pictures that the flatness of the potential, around a certain point on the Mather set, shows a clear influence on the size of the interval where $R \sim 0$ around this point. There is an increase of this size when the flatness increase. We strongly believe that the function R is piecewise analytic (just proceeding in a similar way as in Section 2 or Section 8). Therefore, can not be equal to zero on an interval. The numerical roundoff error can cause a wrong impression (to be constant equal zero on an interval). The right conclusion is that the flater is the potential around one point in the Mather set more flat is R around this point. The influence of flatness in the zero temperature limit of equilibrium probabilities was considered in [4] and [48].

13 Appendix

13.1 The subaction equation in the case $A(x) = \sin^2(2\pi x)$

In this section we consider the case $A(x) = \sin^2(2\pi x)$ which was initially discussed on Section 5. We want to give more details on the proofs. We want to show first that $V(x) = \sup \{ V_1(x), V_2(x) \}$ is a calibrated subaction for A , when V_1 and V_2 are described by (24). Remember that for all x we have $V_1(x) = V_2(1-x)$. Later we will present the power expansion for V_2 which will show can be described by (25).

Lemma 12. *If $V_2(x) = \lim_{n \rightarrow +\infty} V_2^{n*}(x)$, then $V_2(x) = \sum_{i=0}^N (F \circ \eta^i(x) - 2\hat{m}(A)) + \epsilon_N(x)$, where $|\epsilon_N(x)| \leq 2\pi \sum_{i=N}^{+\infty} \frac{1}{4^i} = \frac{2\pi}{3 \cdot 4^{N-1}} \leq \frac{2}{3 \cdot 4^{N-2}}$.*

Proof. We just have to use the property that \sin^2 has Lipchitz constant equal 2. \square

We want to show that V_2 indeed satisfies (22).

Lemma 13. *If $V_2(x) = \lim_{n \rightarrow +\infty} V_2^{n*}(x)$, then*

$$V_2(x) = V_2(\eta(x)) + A\left(\frac{x}{2}\right) + A\left(\frac{x}{4} + \frac{1}{2}\right) - 2\hat{m}(A).$$

Proof. Denote $H(x) = A\left(\frac{x}{2}\right) + A\left(\frac{x}{4} + \frac{1}{2}\right) - 2\hat{m}(A)$. Then, $V_2(x) = \sum_{i=0}^{+\infty} H(\eta^i(x))$ and $V_2(\eta(x)) = \sum_{i=1}^{+\infty} H(\eta^i(x))$. Therefore, $V_2(\eta(x)) = \sum_{i=0}^{+\infty} (H(\eta^i(x)) - H(x))$. From this follows $V_2(\eta(x)) = V_2(x) - H(x)$, and, finally $V_2(x) = V_2(\eta(x)) + A\left(\frac{x}{2}\right) + A\left(\frac{x}{4} + \frac{1}{2}\right) - 2\hat{m}(A)$. \square

Lemma 14. *If $V_2(x) = \lim_{n \rightarrow +\infty} V_2^{n*}(x)$ and $\hat{m}(A) = \frac{A(1/3) + A(2/3)}{2}$, then the function $V_1(x) = V_2((x+1)/2) + A((x+1)/2) - \hat{m}(A)$ satisfies $V_1(x/2) + A(x/2) = V_2(x) + \hat{m}(A)$.*

Proof. From the relation between V_1 and V_2 we have $V_2((x+1)/2) + A((x+1)/2) = V_1(x) + \hat{m}(A)$. Taking composition with $\tau_1(x) = x/2$ we get

$$\begin{aligned} V_1(x/2) + A(x/2) &= V_2(x/4 + 1/2) + A(x/4 + 1/2) + A(x/2) - \hat{m}(A) \\ &= V_2(\eta(x)) + A(x/2) + A(x/4 + 1/2) - \hat{m}(A). \end{aligned} \quad (41)$$

From Lemma 13 we obtain $V_2(\eta(x)) - V_2(x) = 2\hat{m}(A) - (A(x/2) + A(x/4 + 1/2))$, therefore, adding and subtrating $V_2(x)$ in (41) we have

$$\begin{aligned} V_1(x/2) + A(x/2) &= V_2(\eta(x)) - V_2(x) + V_2(x) + A(x/2) + A(x/4 + 1/2) - \hat{m}(A) \\ &= 2\hat{m}(A) - (A(x/2) + A(x/4 + 1/2)) + V_2(x) + A(x/2) + A(x/4 + 1/2) - \hat{m}(A). \end{aligned}$$

Finally, $V_1(x/2) + A(x/2) = V_2(x) + \hat{m}(A)$. \square

Now we need some differentiability results for V_1 e V_2 .

Proposition 15. $V_2(x)$ is differentiable in $[0, 1]$ and $V_2'(x) = \sum_{i=0}^{+\infty} 2\pi(\eta^i)'(x) \left(\sin(\pi\eta^i(x)) \cos(\pi\eta^i(x)) + \frac{1}{2} \sin\left(\frac{\pi\eta^i(x)}{2}\right) \cos\left(\frac{\pi\eta^i(x)}{2}\right) \right)$.

We leave the proof for the reader.

From the last proposition we get

$$V_2'(x) = \sum_{i=0}^{+\infty} 2\pi \frac{1}{4^i} \left(\sin(\pi\eta^i(x)) \cos(\pi\eta^i(x)) + \frac{1}{2} \sin\left(\frac{\pi\eta^i(x)}{2}\right) \cos\left(\frac{\pi\eta^i(x)}{2}\right) \right).$$

Lemma 16. $V_2'(x) = \varphi_N(x) + \xi_N(x)$, where $|\xi_N(x)| \leq 3\pi \sum_{i=N}^{+\infty} |\frac{1}{4^i}| = \frac{\pi}{4^{N-1}}$, $\varphi_N(x) = \sum_{i=0}^N 2\pi \frac{1}{4^i} \left(\sin(\pi\eta^i(x)) \cos(\pi\eta^i(x)) + \frac{1}{2} \sin\left(\frac{\pi\eta^i(x)}{2}\right) \cos\left(\frac{\pi\eta^i(x)}{2}\right) \right)$.

We leave the proof for the reader.

I_E denotes the indicator function of the interval E .

Theorem 17. Taking $V_2(x) = \lim_{n \rightarrow +\infty} V_2^{n*}(x)$ and $V_1(x) = V_2((x+1)/2) + A((x+1)/2) - \hat{m}(A)$, we get that $V(x) = V_1(x)I_{[0,1/2)}(x) + V_2(x)I_{[1/2,1]}(x)$. is a calibrated subaction for A , when $\hat{m}(A) = \frac{A(1/3)+A(2/3)}{2} = m(A)$.

Proof. We have to show that $\max_{T(y)=x} [A(y) + V(y)] = \max\{V_1(x/2) + A(x/2), V_2((x+1)/2) + A((x+1)/2)\}$. As $V_1(u/2) + A(u/2) = V_2(u) + \hat{m}(A)$, and, $V_1(x) = V_2(1-x)$, then, we have to show that

$$\max_{T(y)=x} [A(y) + V(y)] = \max\{V_2(x) + \hat{m}(A), V_2(1-x) + \hat{m}(A)\} \quad (42)$$

We will show first that if $u \in [0, 1/2]$, then

$$V_2(u) + \hat{m}(A) \leq V_2(1-u) + \hat{m}(A) = V_1(u) + \hat{m}(A).$$

Denote $\gamma(u) = V_2(u) - V_2(1-u)$. By Lemma 16 we get

$$\gamma'(u) = V_2'(u) - V_2'(1-u) = \varphi_N(1-u) + \varphi_N(u) + (\xi_N(1-u) - \xi_N(u))$$

$$\geq \varphi_N(1-u) + \varphi_N(u) - 2\frac{\pi}{4^{N-1}}.$$

Taking $N = 4$ it is easy to see that if $u \in [0.1, 0.9]$ then $\gamma'(u) > 0$. The function γ is monotone increasing from 0.1 to 0.9 and $\gamma(1/2) = 0$. Then γ is negative on the interval $[0.1, 0.5]$. A similar argument can also handle the case $x \in [0, 0.1]$. We use Lemma 12, the fact that $\gamma(u) = V_2(u) - V_2(1-u)$ and the control of the error $|\epsilon_N(x)|$. Then, finally we get that γ is also negative in $[0, 0.1]$ and is positive for $x \in [0.9, 1]$. From the above we get $\max_{T(y)=u}[A(y) + V(y)] = V_2(1-u) + \hat{m}(A)$, $u \in [0, 1/2]$ and $\max_{T(y)=u}[A(y) + V(y)] = V_2(u) + \hat{m}(A)$, $u \in [0, 1/2]$. Therefore, for all $x \in [0, 1]$ we get $\max_{T(y)=x}[A(y) + V(y)] = V(x) + \hat{m}(A)$. Then, V is a calibrated subaction. \square

Now we will express V_2 in power series. Our final result will be given by expression (46). Using the property $\sin^2(x) = \frac{1-\cos(2\pi x)}{2}$, we get

$$V_2(x+2/3) = \frac{1}{2} \sum_{i=0}^{+\infty} \left(\sin\left(\frac{4\pi}{3}\right) \sin\left(2\pi\left(-\frac{1}{2}\right)^i x\right) - \cos\left(\frac{4\pi}{3}\right) \left(\cos\left(2\pi\left(-\frac{1}{2}\right)^i x - 1\right)\right) \right).$$

Now, define

$$M(x) = \frac{\sin(4\pi/3)}{2} \sum_{i=0}^{+\infty} (\sin(2\pi(-1/2)^i x) - \sin(0))$$

and

$$Q(x) = \frac{-\cos(4\pi/3)}{2} \sum_{i=0}^{+\infty} (\cos(2\pi(-1/2)^i x) - \cos(0)).$$

We will express later V_2 as $V_2(x) = Q(x - 2/3) + M(x - 2/3)$.

Lemma 18. *M and Q are uniformly convergent in each interval $[-a, a]$.*

Proof. As the function \sin is Lipschitz, then, there is a constant C , such that,

$$|\sin(x) - \sin(y)| \leq C|x - y| \leq 2aC,$$

and $\sum_{i=0}^{+\infty} \left| \sin\left(2\pi\left(-\frac{1}{2}\right)^i x\right) \right| \leq \sum_{i=0}^{+\infty} 2aC \left| 2\pi\left(-\frac{1}{2}\right)^i \right| \leq +\infty$. For Q we use an analogous argument. \square

As $\cos(x) = \sum_{k=0}^{+\infty} \frac{(-1)^k x^{2k}}{(2k)!}$ one can write Q as

$$Q(x) = \frac{-\cos(4\pi/3)}{2} \sum_{k=1}^{+\infty} \sum_{i=0}^{+\infty} \left(\frac{(-1)^k (2\pi x)^{2k}}{2^{2ik} (2k)!} \right). \quad (43)$$

Finally, we get $Q(x) = \frac{-\cos(4\pi/3)}{2} \sum_{k=1}^{+\infty} \frac{(-1)^k (2\pi x)^{2k}}{(2k)!} \frac{2^{2k}}{2^{2k}-1}$. Proceeding in analogous way we get $M(x) = \frac{\sin(4\pi/3)}{2} \sum_{k=0}^{+\infty} \frac{(-1)^k (2\pi x)^{2k+1}}{(2k+1)!} \frac{2^{2k+1}}{2^{2k+1}+1}$.

Proposition 19. For a fixed $0 < \varepsilon < 1$, if $x \in [-1 + \varepsilon, 1 - \varepsilon]$, we can exchange the order in the sum of (43) and we get

$$Q(x) = \frac{-\cos(4\pi/3)}{2} \sum_{k=1}^{+\infty} \frac{(-1)^k (2\pi x)^{2k}}{(2k)!} \frac{2^{2k}}{2^{2k-1}}.$$

Proof. Note that if $|x| < 1$ there exists a constant K (the coefficients on the power series of \cos are decreasing) such that

$$\left| \sum_{k=1}^{+\infty} \frac{(-1)^k (2\pi x)^{2k}}{2^{2ik} (2k)!} \right| \leq \sum_{k=1}^{+\infty} \left| \frac{(2\pi x)^{2k}}{2^{2ik} (2k)!} \right| \leq \frac{1}{2^i} \sum_{k=1}^{+\infty} (K x^{2k}) = \frac{K}{2^i} \left(\frac{x^2}{1-x^2} \right) \leq \frac{K}{2^i} \left(\frac{|1-\varepsilon|^2}{1-|1-\varepsilon|^2} \right).$$

We can exchange the order on the double sum: $\forall x \in [-1 + \varepsilon, 1 - \varepsilon]$,

$$\sum_{i=0}^{+\infty} \sum_{k=1}^{+\infty} \left| \frac{(-1)^k (2\pi x)^{2k}}{2^{2ik} (2k)!} \right| \leq \sum_{i=0}^{+\infty} \frac{K}{2^i} \left(\frac{x^2}{1-x^2} \right) \leq 2K \left(\frac{|1-\varepsilon|^2}{1-|1-\varepsilon|^2} \right) < +\infty.$$

Note that $(x - 2/3) \in [-2/3, 1/3]$. Then,

$$Q(x-2/3) = \frac{-\cos(4\pi/3)}{2} \sum_{k=1}^{+\infty} \frac{(-1)^k (2\pi(x-2/3))^{2k}}{(2k)!} \frac{2^{2k}}{2^{2k-1}}. \quad (44)$$

In the same way we get

$$M(x-2/3) = \frac{\sin(4\pi/3)}{2} \sum_{k=0}^{+\infty} \frac{(-1)^k (2\pi(x-2/3))^{2k+1}}{(2k+1)!} \frac{2^{2k+1}}{2^{2k+1+1}}. \quad (45)$$

□

As $V_2(x + 2/3) = M(x) + Q(x)$, then, $V_2(x) = Q(x - 2/3) + M(x - 2/3)$. Finally, from (44) and (45) the power series expression of V_2 around $2/3$ is given by

$$V_2(x) = \frac{\sin(4\pi/3)}{2} \sum_{k=0}^{+\infty} \frac{(-1)^k \left(2\pi\left(x - \frac{2}{3}\right)\right)^{2k+1}}{(2k+1)!} \frac{2^{2k+1}}{2^{2k+1+1}} - \frac{\cos(4\pi/3)}{2} \sum_{k=1}^{+\infty} \frac{(-1)^k \left(2\pi\left(x - \frac{2}{3}\right)\right)^{2k}}{(2k)!} \frac{2^{2k}}{2^{2k-1}} \quad (46)$$

We can express the power series of V_1 around $1/3$ from $V_1(x) = V_2(1-x)$.

13.2 The involution kernel for a map with a indifferent fixed point

In this section, we show some results claimed on Section 3.

Consider $f : [0, 1] \rightarrow [0, 1]$, where

$$\begin{cases} f(y) = \frac{y}{1-y}, & \text{if } 0 \leq y \leq \frac{1}{2}, \\ f(y) = 2 - \frac{1}{y}, & \text{if } \frac{1}{2} < y \leq 1, \end{cases}$$

and the potential $A(y) = \log f'(y)$, which is given by the expression

$$\begin{cases} f'(y) = \frac{1}{(1-y)^2}, & \text{if } 0 \leq y \leq \frac{1}{2}, \\ f'(y) = \frac{1}{y^2}, & \text{if } \frac{1}{2} < y \leq 1. \end{cases}$$

We want to derive the involution kernel for A . We claim the involution kernel for such A is $W(y, x) = 2 \log(x + y - 2xy)$. We will show that

$$A(F^{-1}(y, x)) + W(F^{-1}(y, x)) - W(y, x) = A(y).$$

We denote $R_0 \subset [0, 1]^2$ the cylinder $0 < y < 1/2$, and $R_1 \subset [0, 1]^2$ the cylinder $1/2 < y < 1$. Restricted to R_0 , the inverse $F^{-1}(y, x)$ is given by $F^{-1}(x, y) = (\frac{y}{1-y}, \frac{x}{1+x})$. From this we get, for $(y, x) \in R_0$, $A(F^{-1}(y, x)) = \log(1+x)^{-2}$. Moreover, in this case, for (y, x) in the cylinder R_0 ,

$$W(F^{-1}(y, x)) = 2 \log\left(\frac{y}{1-y} + \frac{x}{1+x} - 2 \frac{y}{(1-y)} \frac{x}{(1+x)}\right) = 2 \log\left(\frac{x+y-2xy}{(1-y)(1+x)}\right).$$

Therefore, for $0 < y < 1/2$, we have

$$A(F^{-1}(y, x)) + W(F^{-1}(y, x)) - W(y, x) =$$

$$\log((1+x)^{-2} \frac{(x+y-2xy)^{-2}}{(1-y)^{-2}(1+x)^{-2}} \frac{1}{(x+y-2xy)^{-2}}) = 2 \log(1-y) = A(y).$$

Now we have to consider the cylinder R_1 , where $1/2 < y < 1$. In this case, $F^{-1}(y, x) = (2 - \frac{1}{y}, \frac{1}{2-x})$. Therefore, $F^{-1}(y, x) = 2 \log(2-x)$, and,

$$W(F^{-1}(y, x)) = 2 \log\left(\frac{2y-1}{y} - \frac{1}{2-x} + 2 \frac{(2y-1)}{y(2-x)}\right) =$$

$$2 \log\left(\frac{(2y-1)(2-x)+y-2(2y-1)}{y(2-x)}\right) = 2 \log\left(\frac{x+y-2xy}{y(2-x)}\right) =$$

Finally, for $1/2 < y < 1$, we have

$$A(F^{-1}(y, x)) + W(F^{-1}(y, x)) - W(y, x) =$$

$$\log((2-x)^{-2} \frac{(x+y-2xy)^{-2}}{y^{-2}(2-x)^{-2}} \frac{1}{(x+y-2xy)^{-2}}) = 2 \log y = A(y).$$

This shows that $W(y, x) = 2 \log(x + y - 2xy)$ is the involution kernel for $\log f'(y)$.

We thank the referee for his careful reading which helped us to improve the reading of the text

References

- [1] V. Anagnostopoulou, K. Daz-Ordaz Avila, O. Jenkinson and C. Richard, Sturmian maximizing measures for the piecewise-linear cosine family. *Bull. Braz. Math. Soc. (N.S.)* 43 (2012), 285302.
- [2] W. Bahsoun, S. Galatolo, I. Nisoli and X. Niu, Rigorous approximation of diffusion coefficients for expanding maps. *J. Stat. Phys.* 163 (2016), no. 6, 1486-1503.
- [3] A. Baraviera, A. O. Lopes and Ph. Thieullen, A Large Deviation Principle for Gibbs states of Hölder potentials: the zero temperature case, *Stoch. and Dyn.* (6), 77-96, (2006).
- [4] A. Baraviera, R. Leplaideur and A. O. Lopes, Ergodic Optimization, zero temperature and the Max-Plus algebra, 23^o Coloquio Brasileiro de Matematica, IMPA, Rio de Janeiro, (2013)
- [5] A. Baraviera, R. Leplaideur and A. O. Lopes, Selection of ground states in the zero temperature limit for a one-parameter family of potentials, *SIAM Journal on Applied Dynamical Systems*, Vol. 11, n 1, 243-260 (2012)
- [6] A. T. Baraviera, A. O. Lopes and J. Mengue, On the selection of subaction and measure for a subclass of potentials defined by P. Walters, *Erg. Theo. and Dyn. Systems*, Volume 33, issue 05, pp. 1338–1362 (2013)
- [7] A. T. Baraviera, L. M. Cioletti, A. O. Lopes, J. Mohr, R. R. Souza, On the general one-dimensional XY Model: positive and zero temperature, selection and non-selection” *Reviews in Math. Physics*. Vol. 23, N. 10, pp 1063-1113 (2011).
- [8] R. Bissacot, E. Garibaldi, P. Thieullen, Zero-temperature phase diagram for double-well type potentials in the summable variation class, *ETDS*, Vol 38, Issue 3, 863-885 (2018)
- [9] T. Bousch, Le poisson n’a pas d’arêtes, *Ann. Inst. Henri Poincare, Proba. et Stat.*, 36, (2000), 489-508
- [10] T. Bousch, La condition de Walters, *Ann. Sci. ENS, Serie 4*, Vol 34, n.2 287311 (2001)
- [11] J. Bremont. Gibbs measures at temperature zero. *Nonlinearity*, 16 (2): 419– 426 (2003).

- [12] W. Chou and R. Griffiths, Ground states of one-dimensional systems using effective potentials, *Physical Review B*, Vol 34, N. 9, 6219-6234 (1986)
- [13] G. Contreras, A. O. Lopes and Ph. Thieullen, Lyapunov minimizing measures for expanding maps of the circle, *Ergodic Theory and Dynamical Systems*, **21**, 1379–1409 (2001)
- [14] G. Contreras, Ground states are generically a periodic orbit, *Invent. Math.* 205, no. 2, 383-412. (2016)
- [15] G. Contreras, A. O. Lopes and E. Oliveira, Ergodic Transport Theory, periodic maximizing probabilities and the twist condition, "Modeling, Optimization, Dynamics and Bioeconomy I", Springer 183-219 (2014)
- [16] G. Contreras and R. Iturriaga. Global minimizers of autonomous Lagrangians, 22 Coloquio Brasileiro de Matematica, IMPA, 1999
- [17] J. P. Conze and Y. Guivarch, Croissance des sommes ergodiques et principe variationnel, manuscript, circa 1993.
- [18] W. G. Dotson, On the Mann iterative process, *Trans. Amer. Math. Soc.* 149, 6573. 65–73 (1970)
- [19] A. Fathi, Weak KAM theorem in Lagrangian Dynamics, Lecture Notes, Pisa (2005)
- [20] H. H. Ferreira, A. O. Lopes and E. R. Oliveira, An iterative process for approximating subactions, to appear in "Modeling, Dynamics, Optimization and Bioeconomics IV", Springer Verlag
- [21] S. Galatolo and M. Pollicott, Controlling the statistical properties of expanding maps. *Nonlinearity* 30 (2017), no. 7, 2737-2751.
- [22] S. Galatolo, I. Nisoli and B. Saussol, An elementary way to rigorously estimate convergence to equilibrium and escape rates. *J. Comput. Dyn.* 2 (2015), no. 1, 5164.
- [23] E. Garibaldi and A. O. Lopes, On the Aubry-Mather Theory for Symbolic Dynamics, *Erg. Theo. and Dyn Systems*, Vol 28, Issue 3, 791-815 (2008)
- [24] E. Garibaldi, A. O. Lopes and P. Thieullen, On calibrated and separating sub-actions, *Bull. of the Bras. Math. Soc.* Vol 40, 577-602, (4) (2009)

- [25] E. Garibaldi, Ergodic Optimization in the expanding case, Springer Verlag (2017)
- [26] E. Garibaldi and Ph. Thieullen, Description of some ground states by Puiseux technics, Journ. of Statis. Phys, 146, no. 1, 125180, (2012)
- [27] A. Goldstein, Constructive real analysis, Harper International (1967)
- [28] B.M. Gurevich, S.V. Savchenko, Thermodynamic formalism for symbolic Markov chains with a countable number of states, Russian Math. Surveys 53(2) (1998), 245-344.
- [29] B. R. Hunt and E. Ott, Optimal periodic orbits of chaotic systems. Phys. Rev. Lett. 76 (1996), 2254-2257.
- [30] B. R. Hunt and E. Ott, Optimal periodic orbits of chaotic systems occur at low period. Phys. Rev. E 54 (1996), 328-337.
- [31] S. Ishikawa, Fixed Points and Iteration of a Nonexpansive Mapping in a Banach Space, Proceedings of the American Mathematical Society, Vol. 59, No. 1, 65–71 (1976)
- [32] R. Iturriaga, A. O. Lopes and J. Mengue, Selection of calibrated subaction when temperature goes to zero in the discounted problem, Discrete and Cont Dyn. Syst., Series A, Vol 38, n 10, 4997-5010 (2018)
- [33] O. Jenkinson. Ergodic optimization, *Discrete and Continuous Dynamical Systems, Series A*, V. 15, 197-224, 2006
- [34] O. Jenkinson, Ergodic optimization in dynamical systems, Erg. Theo. and Dyn. Systems, Volume 39 (2019) 2593-2618
- [35] O. Jenkinson, A partial order on μ_2 -invariant measures, Math. Res. Lett. 15, no. 5, 893-900 (2008).
- [36] O. Jenkinson and M. Pollicott, Joint spectral radius, Sturmian measures, and the finiteness conjecture, Erg. Theo. and Dyn. Systems, 38 (2018) 3062-3100.
- [37] O. Jenkinson, M. Pollicott and P. Vytova, Rigorous computation of diffusion coefficients for expanding maps. J. Stat. Phys. 170 (2018), no. 2, 221-253
- [38] R. Leplaideur, A dynamical proof for the convergence of Gibbs measures at temperature zero, Nonlinearity, 18(6):2847–2880, 2005.

- [39] R. Leplaideur, Flatness is a criterion for selection of maximizing measures. *J. Stat. Phys.* 147 (2012), no. 4, 728757.
- [40] C. Liverani, Rigorous numerical investigation of the statistical properties of piecewise expanding maps, *Nonlinearity* 14, 463-490 (2001)
- [41] A. O. Lopes, J. K. Mengue, J. Mohr and R. R. Souza, Entropy and Variational Principle for one-dimensional Lattice Systems with a general a-priori probability: positive and zero temperature, *Erg. Theory and Dyn Systems*, 35 (6), 1925-1961 (2015)
- [42] A. O. Lopes, E. R. Oliveira and D. Smania, Ergodic Transport Theory and Piecewise Analytic Subactions for Analytic Dynamics, *Bull. of the Braz. Math Soc.* Vol 43 (3) 467-512 (2012)
- [43] A. O. Lopes, E. Oliveira and Ph. Thieullen, The Dual Potential, the involution kernel and Transport in Ergodic Optimization, *Dynamics, Games and Science*, Springer Verlag, pp 357-398 (2015)
- [44] A. O. Lopes and J. Mengue, Selection of measure and a Large Deviation Principle for the general one-dimensional XY model, *Dyn. Systems: an Int. Jour.* Vol 29, Issue 1 (2014) pp 24-39
- [45] L. Lorentzen, Compositions of contractions, *J. Comput. Appl. Math.* 32, no 1-2, 169-178 (1990)
- [46] R. Mañé, Generic properties and problems of minimizing measures of Lagrangian systems, *Nonlinearity*, Vol 9, 273-310, 1996
- [47] W. Robert Mann, Mean value methods in iteration, *Proc. Amer. Math. Soc.* 4, 506-510 (1953)
- [48] J. Mohr, Product type potential on the XY model: selection of maximizing probability and a large deviation principle, *arXiv* (2018)
- [49] W. Parry and M. Pollicott. Zeta functions and the periodic orbit structure of hyperbolic dynamics, *Astérisque* Vol 187-188 (1990)
- [50] S. V. Savchenko, Cohomological inequalities for finite topological Markov chains, *Func. Anal. and Its App* volume 33, 236-238(1999)
- [51] H. Senter and W. Dotson, Approximating fixed points of nonexpansive mappings, *Proc. Amer. Math. Soc.* 44, 375-380 (1974)
- [52] F. A. Tal and S. A. Zanata, Maximizing measures for endomorphisms of the circle, *Nonlinearity* 21, (2008)