

# Scalar mesons interactions effects on the symmetry energy behavior

Noemi Zabari

*Henryk Niewodniczański Institute of Nuclear Physics,  
Polish Academy of Sciences,  
ul. Radzikowskiego 152, 31-342 Kraków, Poland*

Sebastian Kubis\* and Włodzimierz Wójcik

*Institute of Physics, Cracow University of Technology, Podchorążych 1, 30-084 Kraków, Poland*

The symmetry energy behavior is analyzed within the framework of standard Relativistic Mean Field model including the scalar mesons interactions. It is shown that this type of coupling allows the symmetry energy slope to be in agreement with the recent experimental data.

## I. INTRODUCTION

One of the most relevant parameter in the study of nuclear matter is the nuclear symmetry energy  $E_{sym}$ . It describes the increase of the energy with asymmetry of matter. More precisely, the symmetry energy is defined as the second derivative of the total energy with respect to the matter asymmetry at a given density  $n$ . Hence it is the function of  $n$ . This density dependence is the subject of intense research both in experimental and theoretical approaches. It is commonly accepted that at saturation density  $n_0 = 0.16 \text{ fm}^{-3}$ , the value of symmetry energy is around 30 MeV. In the last decades, great progress has been made in the determination of the symmetry energy behavior in the vicinity of the  $n_0$ . The main parameter in this field of study is the symmetry energy slope  $L$  defined as the symmetry energy derivative

$$L = 3n_0 \left. \frac{\partial E_{sym}}{\partial n} \right|_{n_0}. \quad (1)$$

For a long time, the value of the slope has been a matter of discussion due to inconsistent results obtained in different experiments. The early studies based on isospin scaling suggested the value of  $L$  being well above 100 MeV [1]. More recent results using the neutron skin thickness measurement have shown  $L \approx 65 \text{ MeV}$  [2]. Although the slope is a simply defined quantity, it is difficult to extract its value from the experiment. In the last decade, various approaches to the determination of the symmetry energy slope have been carried out, they were collected for review in [3]. The obtained values of  $L$  spread out in the range from 40 to 70 MeV, but one must say their uncertainties are quite large reaching even the 100% of obtained value of  $L$ . In the work [4], the authors presented statistical analysis taking into account constraints coming from different experiments and astrophysical observations and concluded that the slope lies in the range 40.5–61.9 MeV at the 90% confidence level.

Furthermore, the theoretical studies on symmetry energy slope also gave a relatively wide range of possible

values of  $L$ . One of the well-known tool in the description of dense matter is the Relativistic Mean Field (RMF) theory [5]. Being constrained by experimental results at saturation point density, it allows to extrapolate the nuclear matter parameters to the higher or to the lower densities which is essential in the analysis of neutron star structure. In its basic form, the RMF model predicts rather high  $L$ , even up to 140 MeV, and only its modification, like DDRMF (density-dependent RMF - where the coupling constants are functions of density) allows to obtain acceptable values of the symmetry energy slope [6]. For comparison of various RMF models see [7]. On the other hand, the description of nuclear matter based on Brueckner-Hartree-Fock theory or Skyrme model lead to  $L$  well below 100 MeV [8].

The standard RMF is understood as minimalistic construction based on the introduction of Yukawa coupling of nucleons to mesons with coupling constants independent of the density. The model has to include only meson fields which couple to the all possible nucleonic currents:  $\bar{\psi}\psi$ ,  $\bar{\psi}\gamma^\mu\psi$ ,  $\bar{\psi}\vec{\tau}\psi$ ,  $\bar{\psi}\gamma^\mu\vec{\tau}\psi$ ,  $\bar{\psi}\psi$ . Hence we get  $\sigma, \omega, \delta, \rho$  mesons, respectively. In the isovector sector besides the  $\rho$  meson, the scalar meson  $\delta$  should also be included as was proposed in the [9]. It was discussed there that although the  $\delta$  meson contribution to the total energy is negative, its inclusion makes the symmetry energy to increase due to the vector meson  $\rho$  contribution which dominates at higher matter density and finally makes  $L$  large. In this work, we propose to extend the standard RMF approach with the interaction of scalar-isoscalar meson  $\sigma$  with scalar-isovector  $\delta$  in order to analyze the symmetry energy slope and its behavior at higher densities. Interactions of scalar mesons appear naturally in chiral perturbations theory (ChPT) where chiral expansion introduces various meson-meson vertices with different powers [10, 11]. In our work, we consider  $\sigma-\delta$  interaction because of the attractive properties of scalar mesons that could diminish the symmetry energy increase with the density. The simplest form of the scalar mesons interaction, acceptable by the isospin symmetry principles, are  $\sigma\delta^2$  and  $\sigma^2\delta^2$ , and both have been taken into account and compared in this work.

\* skubis@pk.edu.pl

## II. FORMALISM

We introduce Lagrangian  $\mathcal{L}$  which describes the interactions among the particles. The Lagrangian  $\mathcal{L}$  contains

$$\begin{aligned} \mathcal{L} = & \frac{1}{2} (\partial_\mu \sigma \partial^\mu \sigma - m_\sigma^2 \sigma^2) - \frac{1}{4} (\partial_\mu \omega_\nu - \partial_\nu \omega_\mu) (\partial^\mu \omega^\nu - \partial^\nu \omega^\mu) + \frac{1}{2} m_\omega^2 \omega_\mu \omega^\mu - \frac{1}{4} (\partial_\mu \vec{\rho}_\nu - \partial_\nu \vec{\rho}_\mu) (\partial^\mu \vec{\rho}^\nu - \partial^\nu \vec{\rho}^\mu) + \frac{1}{2} m_\rho^2 \vec{\rho}_\mu \vec{\rho}^\mu \\ & + \frac{1}{2} \partial_\mu \vec{\delta} \partial^\mu \vec{\delta} - \frac{1}{2} m_\delta^2 \vec{\delta}^2 + \bar{\psi} (i \partial_\mu \gamma^\mu - m) \psi + g_\sigma \sigma \bar{\psi} \psi - g_\omega \omega_\mu \bar{\psi} \gamma^\mu \psi - \frac{1}{2} g_\rho \vec{\rho}_\mu \bar{\psi} \gamma^\mu \vec{\tau} \psi + g_\delta \vec{\delta} \bar{\psi} \vec{\tau} \psi - U(\sigma) + \mathcal{L}_{\sigma\delta}, \end{aligned} \quad (2)$$

where  $m$  is the nucleon mass, and  $m_i$  are meson masses,  $i = \sigma, \omega, \rho, \delta$  respectively. Here,  $g_\sigma, g_\omega, g_\rho, g_\delta$  - are coupling constants of nucleons to the corresponding mesons and potential  $U(\sigma)$  is the self-interaction of  $\sigma$  meson that can be written as  $U(\sigma) = \frac{1}{3} m (g_\sigma \sigma)^3 + \frac{1}{4} c (g_\sigma \sigma)^4$ , where  $b$  and  $c$  are dimensionless. Such potential is necessary in order to get proper values of compressibility of matter at saturation point [12].

The last term represents the  $\sigma$ - $\delta$  interaction and takes two different forms

$$\mathcal{L}_{\sigma\delta} = \begin{cases} \tilde{g}_{\sigma\delta^2} \sigma \vec{\delta}^2 & \text{linear,} \\ \tilde{g}_{\sigma^2\delta^2} \sigma^2 \vec{\delta}^2 & \text{quadratic.} \end{cases} \quad (3)$$

The field equations for scalar and vector fields are as follows:

$$m_\sigma^2 \bar{\sigma} = g_\sigma (n_p^s + n_n^s) - \frac{\partial U}{\partial \sigma} + \tilde{g}_\alpha \alpha \sigma^{\alpha-1} \bar{\delta}^2, \quad (4)$$

$$m_\omega^2 \bar{\omega}_0 = g_\omega n, \quad (5)$$

$$m_\rho^2 \bar{\rho}_{03} = \frac{1}{2} g_\rho (2x - 1) n, \quad (6)$$

$$m_\delta^2 \bar{\delta}_3 = g_\delta (n_p^s - n_n^s) + 2\tilde{g}_\alpha \sigma^\alpha \bar{\delta}, \quad (7)$$

where the  $\sigma$ - $\delta$  interaction terms include coupling constant depending on the type of interaction

$$\tilde{g}_\alpha = \begin{cases} \tilde{g}_{\sigma\delta^2} & \text{for linear, } \alpha = 1, \\ \tilde{g}_{\sigma^2\delta^2} & \text{for quadratic, } \alpha = 2. \end{cases} \quad (8)$$

In the framework of the Relativistic Mean Field (RMF) theory the mean values of meson fields  $\bar{\sigma}, \bar{\omega}, \bar{\rho}, \bar{\delta}$  are determined by the vector and scalar nucleon densities  $n_i, n_i^s$ ,  $i = n, p$ . In Eqs. (5) and (6),  $n$  denotes baryon density

$$n = n_p + n_n = \frac{2}{(2\pi)^3} \int_0^{k_p} d^3k + \frac{2}{(2\pi)^3} \int_0^{k_n} d^3k \quad (9)$$

fields describing nucleons  $\psi = \begin{pmatrix} \psi_p \\ \psi_n \end{pmatrix}$  and four mesons that are: scalar-isoscalar  $\sigma$  meson, vector-isoscalar  $\omega$  meson, vector-isovector  $\rho$  meson, scalar-isovector  $\delta$  meson and additionally interaction between  $\sigma$  and  $\delta$  mesons.

The Lagrangian density  $\mathcal{L}$  for nucleons and mesons fields is given by [5, 9]:

and  $x$  is the number of protons per baryon  $x = \frac{n_p}{n}$ . Similarly, in Eqs. (4) and (7),  $n_i^s$  is proton and neutron scalar density respectively that has the form

$$n_i^s = \frac{2}{(2\pi)^3} \int_0^{k_i} \frac{m_i^*}{\sqrt{k^2 + m_i^{*2}}} d^3k, \quad i = p, n \quad (10)$$

where  $m_p^*, m_n^*$  are the effective masses of the proton and neutron:

$$m_p^* = m - g_\sigma \bar{\sigma} - g_\delta \bar{\delta}_3, \quad (11)$$

$$m_n^* = m - g_\sigma \bar{\sigma} + g_\delta \bar{\delta}_3. \quad (12)$$

In following, we use Fermi momenta for protons and neutrons  $k_i = (3\pi^2 n_i)^{\frac{1}{3}}$ ,  $i = n, p$ .

The RMF approach allows to present the energy density  $\epsilon(\bar{\sigma}, \bar{\omega}, \bar{\rho}, \bar{\delta}, k_p, k_n)$  as a function of mean field values and Fermi momenta. Due to the Eqs.(11) - (12) the energy density may be expressed in terms of nucleon effective masses and densities

$$\begin{aligned} \epsilon = & \frac{2}{(2\pi)^3} \left( \int_0^{k_p} d^3k \sqrt{k^2 + m_p^{*2}} + \int_0^{k_n} d^3k \sqrt{k^2 + m_n^{*2}} \right) + \\ & \frac{1}{2} \frac{1}{C_\sigma^2} (m - \bar{m}^*)^2 + \frac{1}{2} C_\omega^2 n^2 + \frac{1}{8} C_\rho^2 (2x - 1)^2 n^2 + \\ & \frac{1}{8} \frac{1}{C_\delta^2} (\Delta m^*)^2 + 2g_\alpha (\Delta m^*)^2 (m - \bar{m}^*)^\alpha + U(m - \bar{m}^*), \end{aligned} \quad (13)$$

where  $\bar{m}^* = (m_p^* + m_n^*)/2$  and  $\Delta m = m_n^* - m_p^*$ . In the expression for the energy, we introduce  $g_\alpha$  instead of  $\tilde{g}_\alpha$ , i.e.  $g_\alpha = \frac{\tilde{g}_\alpha}{4g_\sigma^\alpha g_\delta^2}$ . Henceforth, we use  $g_\alpha$  as a matter of convenience for further calculations. One must remember that the parameter  $g_\alpha$  takes different form in regards to quadratic or linear case and has different units. The translational invariance of the meson mean fields

TABLE I. Parameters in isoscalar sector.

empirical values	model parameters
$n_0 = 0.16 \text{ fm}^{-3}$	$C_\omega^2 = 6.48 \text{ fm}^2$
$B = -16 \text{ MeV}$	$b = 0.0054$
$K = 230 \text{ MeV}$	$c = -0.0057$

and use of effective masses in the energy density function allows to replace the coupling constants  $g_\sigma, g_\omega, g_\rho, g_\delta$  by  $C_\sigma^2 = \frac{g_\sigma^2}{m_\sigma^2}$ ,  $C_\omega^2 = \frac{g_\omega^2}{m_\omega^2}$ ,  $C_\rho^2 = \frac{g_\rho^2}{m_\rho^2}$ ,  $C_\delta^2 = \frac{g_\delta^2}{m_\delta^2}$ , and hereafter we treat them as the relevant model parameters.

### III. RESULTS

The coupling constants:  $C_i^2, b, c$  - have to be adjusted to fit saturation properties of nuclear matter. Strictly speaking, by having saturation properties from experimental data such as saturation density  $n_0 = 0.16 \text{ fm}^{-3}$ , binding energy for symmetric nuclear matter  $B = \epsilon(n_0, \frac{1}{2})/n_0 - m = -16 \text{ MeV}$ , and incompressibility  $K = 230 \text{ MeV}$ , we extract three isoscalar coupling constants  $C_\omega^2, b, c$  shown in Table I.

The fourth isoscalar constant  $C_\sigma^2$  stays free. It is responsible for the attractive part of the nuclear force. It was shown by Prakash *et al.* [13], due to the correlation between scalar and vector meson couplings, the greater  $C_\sigma^2$  the higher pressure at densities above  $n_0$ . Namely, the higher  $C_\sigma^2$ , the stiffer the equation of state (EOS) becomes. In this work, we employ the coupling constant  $C_\sigma^2 = 11 \text{ fm}^2$  which gives sufficiently stiff EOS. Summing up, for the following saturation properties we obtained coupling constants from isoscalar sector.

The set of parameters describing the interactions of isovector mesons, appearing in Eq. (13),  $C_\rho^2, C_\delta^2$  and  $g_\alpha$ , are strictly connected to the symmetry energy  $E_{\text{sym}}(n)$ . The symmetry energy is defined as the second derivative of energy density  $\epsilon(n, x)$ :

$$E_{\text{sym}}(n) = \frac{1}{8n} \left. \frac{\partial^2 \epsilon(n, x)}{\partial x^2} \right|_{x=\frac{1}{2}}. \quad (14)$$

From Eq. (14), we obtain the symmetry energy in the following form:

$$E_{\text{sym}}(n) = \frac{1}{8} C_\rho^2 n + \frac{k_0^2}{6\sqrt{k_0^2 + m_0^{*2}}} - C_\delta^2 \frac{m_0^{*2} n}{2(k_0^2 + m_0^{*2})(1 + C_\delta^2 A - 8g_\alpha C_\delta^2(m - m_0^*)^\alpha)}, \quad (15)$$

where  $A(k_0, m_0) = \frac{4}{(2\pi)^3} \int_0^{k_0} d^3p \frac{p^2}{(p^2 + m_0^{*2})^{3/2}}$ . For symmetric matter at saturation density, the effective masses and Fermi momentum are equal, hence  $m_p^* = m_n^* = m_0^*$

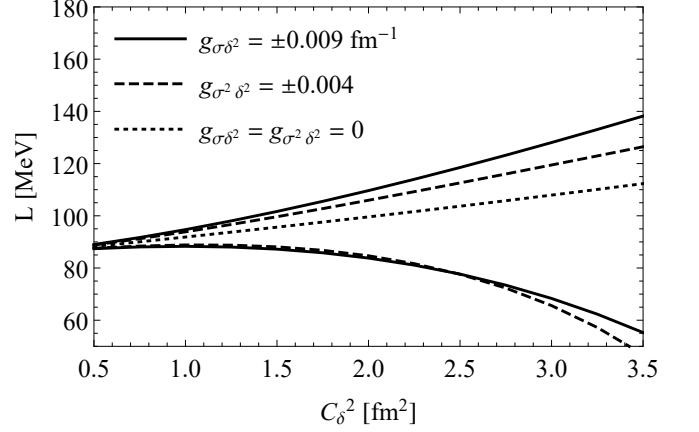


FIG. 1. Slope of symmetry energy  $L$  [MeV] as a function of  $C_\delta^2$  [fm<sup>2</sup>] for different  $g_\alpha$ .

and  $k_p = k_n = k_0$  where  $k_0(n) = (\frac{3}{2}\pi^2 n)^{1/3}$ . The coupling constants for  $\rho$  and  $\delta$  mesons can be correlated in such a way as to fix the symmetry energy  $E_{\text{sym}}(n_0)$ , here we adopt  $E_{\text{sym}}(n_0) = 30 \text{ MeV}$ . The detailed discussion can be found in [9]. We have extended this formalism to include the sigma to delta meson coupling constant  $g_\alpha$  in order to control the value of the symmetry energy slope  $L$ , both for linear and quadratic coupling. While the value of  $E_{\text{sym}}(n_0)$  is determined to be 30 MeV, the experimental data show the slope  $L$  scatters in a broad range. The parameters that are free,  $C_\delta^2$  and  $g_\alpha$ , were constrained in such a way that the slope  $L$  varies in the range from 48 to 140 MeV, their values adopted for further calculation are shown in Table II. In Fig. 1 we show the correlation between the symmetry energy slope and  $\sigma$ - $\delta$  coupling. Here we may notice the importance of  $\sigma$ - $\delta$  coupling. Without this term,  $g_\alpha = 0$ , the values of the symmetry energy slope may be controlled to some extent by changing the coupling  $C_\delta^2$ . However, in this case, the

TABLE II. Parameters in isovector sector.

	linear		quadratic	
	$g_{\sigma\delta^2} = 0.009 \text{ fm}^{-1}$		$g_{\sigma\delta^2} = 0.004$	
$C_\delta^2$ [fm <sup>2</sup> ]	$C_\rho^2$ [fm <sup>2</sup> ]	$L$ [MeV]	$C_\rho^2$ [fm <sup>2</sup> ]	$L$ [MeV]
0.5	5.2	88.9	5.3	88.1
1.5	8.2	98.4	8.4	100.9
2.5	10.6	112.3	11.3	117.9
3.5	12.7	126.6	13.8	139.3
	$g_{\sigma\delta^2} = -0.009 \text{ fm}^{-1}$		$g_{\sigma\delta^2} = -0.004$	
	$C_\rho^2$ [fm <sup>2</sup> ]	$L$ [MeV]	$C_\rho^2$ [fm <sup>2</sup> ]	$L$ [MeV]
0.5	5.4	86.7	5.4	86.2
1.5	9.6	88.9	9.3	88.3
2.5	14.8	77.1	13.6	77.1
3.5	21.3	48.0	18.4	54.4

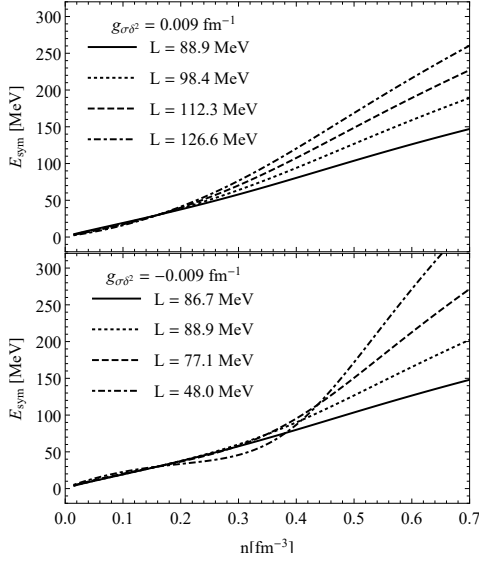


FIG. 2. Symmetry energy  $E_{sym}$  for two different  $g_\alpha$  with respect to various values of  $C_\delta^2$  for linear type of coupling.

slope increases with  $C_\delta^2$  and we always obtain the values above 90 MeV which is hardly acceptable as experiments show that the slope is smaller. Introduction of the  $\sigma$ - $\delta$  coupling allows for better control of the slope. Particularly, thanks to the negative coupling constant  $g_\alpha$  the slope may be essentially diminished. Fig. 2 shows the symmetry energy  $E_{sym}$  in the case of linear coupling as a function of density for two values of coupling constant  $g_{\sigma\delta^2} = \pm 0.009 \text{ fm}^{-1}$  with respect to various values of

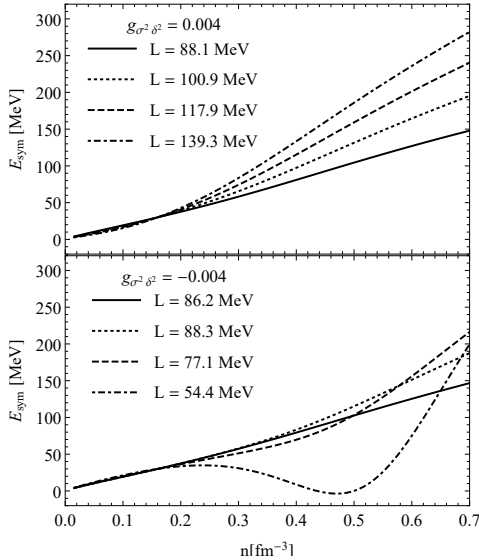


FIG. 3. Symmetry energy  $E_{sym}$  for two different  $g_\alpha$  with respect to various values of  $C_\delta^2$  for quadratic type of coupling.

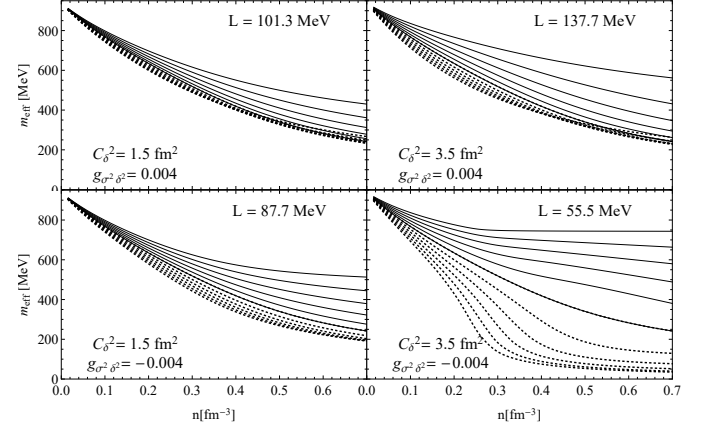


FIG. 4. Effective masses of protons (solid lines) and neutrons (dashed lines) for two different  $g_{\sigma^2\delta^2}$  and  $C_\delta^2$  for quadratic type of coupling.

$C_\delta^2 = 0.5, 1.5, 2.5, 3.5 \text{ fm}^2$ . Corresponding values of  $L$  are given in the plots. Comparing those plots, one can see the significant differences between the behavior of symmetry energy for positive and negative  $g_\alpha$ . The sign of  $g_\alpha$ , settles the role played by the  $\delta$  to nucleon coupling  $C_\delta^2$ . For positive  $g_\alpha$ , the higher  $C_\delta^2$  the greater symmetry energy at all densities. When  $g_\alpha$  is negative, the influence of  $C_\delta^2$  is more complex - at lower densities, the increasing  $C_\delta^2$  makes symmetry energy smaller whereas at higher densities moves it up again. Similar tendency is observed in the case of quadratic coupling but much more apparent, see Fig. 3. It is interesting that in quadratic case for sufficiently high  $C_\delta^2$ , the symmetry energy becomes a decreasing function at some density and even takes negative values. However this tendency is one more time reversed at some point and again the symmetry energy increases with the density.

The presence of  $\delta$  meson makes the effective nucleon mass splitting. Thus  $m_p$  and  $m_n$  are no longer the same. In Fig. 4 we have depicted the effective masses of protons and neutrons as a function of baryon density  $n$  for various values of proton fraction  $x$  for quadratic case. Similar behavior is observed also for the linear term. The solid lines correspond to masses of protons  $m_p$ , while dashed ones correspond to neutron masses  $m_n$ . The proton fraction ranged from  $x = 0$  for pure neutron matter (edge lines) to  $x = 0.5$  for symmetric matter (middle line). Lines in between are for  $x = 0.1, 0.2, 0.3$  and  $0.4$ . Results for  $g_{\sigma^2\delta^2} > 0$ , are presented in the upper row and for  $g_{\sigma^2\delta^2} < 0$  in the lower row. Natural is that the higher  $C_\delta^2$ , the bigger mass splitting becomes. Moreover, the splitting is getting much broader for negative  $g_{\sigma^2\delta^2}$  than for positive. It is interesting to notice that the negative coupling  $g_{\sigma^2\delta^2}$  is required to receive the most likely value of  $L$  which leads to very large effective mass splitting.

#### IV. CONCLUSIONS

In this work we have shown the inclusion of scalar mesons coupling into the standard RMF model could diminish the value of the symmetry energy slope  $L$  to the acceptable range. It shows the relevance of the meson-meson interaction in the RMF model. The lowering of  $L$  can be obtained both for linear or quadratic version of the  $\sigma$ - $\delta$  coupling only if the coupling constant takes negative values. The difference between those two ways of meson interactions manifests only at higher density. The

quadratic coupling moves the symmetry energy down much more efficiently than the linear one. In the former case, the symmetry energy can be close to zero. The quadratic coupling can also make the effective mass splitting very large. Already at a few  $n_0$  the mass splitting is comparable to the rest mass of nucleon. Summarizing, in this work we mainly focus on the symmetry energy properties. However, the correction of the RMF model proposed here may have interesting consequences for the structure and behavior of neutron stars.

- 
- [1] L. W. Chen, C. M. Ko and B. A. Li, Phys. Rev. Lett. **94**, 032701 (2005).
  - [2] L. W. Chen, C. M. Ko, B. A. Li and J. Xu, Phys. Rev. C **82**, 024321 (2010).
  - [3] B. A. Li and X. Han, Phys. Lett. B **727**, 276 (2013).
  - [4] J. M. Lattimer and Y. Lim, Astrophys. J. **771**, 51 (2013).
  - [5] J. D. Walecka, Annals Phys. **83**, 491 (1974).
  - [6] S. Typel, Phys. Rev. C **71**, 064301 (2005).
  - [7] L. W. Chen, C. M. Ko and B. A. Li, Phys. Rev. C **76**, 054316 (2007).
  - [8] I. Vidana, C. Providencia, A. Polls and A. Rios, Phys. Rev. C **80**, 045806 (2009).
  - [9] S. Kubis and M. Kutschera, Phys. Lett. B **399**, 191 (1997).
  - [10] R. J. Furnstahl, B. D. Serot and H. B. Tang, Nucl. Phys. A **615**, 441 (1997), Erratum: [Nucl. Phys. A **640**, 505 (1998)].
  - [11] V. Dexheimer, R. Negreiros and S. Schramm, Phys. Rev. C **92**, 012801 (2015).
  - [12] J. Boguta and A. R. Bodmer, Nucl. Phys. A **292**, 413 (1977).
  - [13] M. Prakash, T. L. Ainsworth and J. M. Lattimer, Phys. Rev. Lett. **61**, 2518 (1988).