

Privacy-Preserving Deep Learning via Weight Transmission*

LE TRIEU PHONG^(a) AND TRAN THI PHUONG^(b)

^aNational Institute of Information and Communications Technology (NICT), Tokyo, Japan
phong@nict.go.jp

^bFaculty of Mathematics and Statistics, Ton Duc Thang University, Ho Chi Minh City, Vietnam
tranthiphuong@tdtu.edu.vn

Abstract. This paper considers the scenario that multiple data owners wish to apply a machine learning method over the combined dataset of all owners to obtain the best possible learning output but do not want to share the local datasets owing to privacy concerns. We design systems for the scenario that the stochastic gradient descent (SGD) algorithm is used as the machine learning method because SGD (or its variants) is at the heart of recent deep learning techniques over neural networks. Our systems differ from existing systems in the following features: **(1)** any activation function can be used, meaning that no privacy-preserving-friendly approximation is required; **(2)** gradients computed by SGD are not shared but the weight parameters are shared instead; and **(3)** robustness against colluding parties even in the extreme case that only one honest party exists. We prove that our systems, while privacy-preserving, achieve the same learning accuracy as SGD and hence retain the merit of deep learning with respect to accuracy. Finally, we conduct several experiments using benchmark datasets, and show that our systems outperform previous system in terms of learning accuracies.

Keywords: Privacy preservation, stochastic gradient descent, distributed trainers, neural networks.

1 Introduction

1.1 Background

Stochastic gradient descent (SGD) and its variants are important methods in machine learning. In recent years, these methods have become vital tools in deep learning based on neural networks, producing surprisingly high learning accuracy.

While crucial for SGD and machine learning in general, accumulating a massive collection of data in one central location is not easy for several reasons including the issue of data privacy. In such cases, it is more desirable to keep the data in its original location while making use of it.

In this paper we assume that there are L distributed datasets owned by L trainers. Each trainer aims to apply SGD to all L datasets to maximize the learning accuracy; while not wishing to share its own dataset to minimize the risk of data leakage.

Activation functions inside neural networks are crucial for making the networks learn effectively. Depending on the specific dataset, one activation function may empirically work better than others. Therefore, it is important to be able to choose the activation function when training neural networks. Ideally, when designing protocols for privacy-preserving SGD and its variants, there is no restriction such as privacy-preserving friendliness imposed on activation functions.

Placing no restrictions on activation functions, Shokri and Shmatikov [2] presented a system for privacy-preserving asynchronous SGD in which an *honest-but-curious* server is employed to hold the gradients computed by SGD using local data. The system of Shokri and Shmatikov is

* This is the full version of a conference paper [1].

Table 1. Privacy-preserving distributed deep learning systems.

Paper	Use of cryptography	Activation function	Security against honest-but-curious server	Security against collusion	Trainer transmission
[2]	Transport Layer Security (TLS)	Any	No	No	(Parts of) Gradients
[4]	Additively homomorphic encryption & TLS	Any	Yes	No	(Encrypted) Gradients
This paper	Transport Layer Security (TLS)	Any	Yes	Yes	Weights

designed to share only a part of local gradients with the server, and their experiments show that it is sufficient to obtain high accuracy for real datasets such as the MNIST dataset containing images of handwritten digits [3].

Shokri and Shmatikov [2] did not use cryptographic tools such as secret sharing or homomorphic encryption in their system. As the minimum to protect the communication between trainers and the server, standard Transport Layer Security (TLS) is used. As a result, they wrote: “*Our system achieves this [privacy goal] at a much lower performance cost than cryptographic techniques such as secure multi-party computation or homomorphic encryption and is suitable for deployment in modern large-scale deep learning.*” We follow their footsteps, aiming to use only TLS when designing our privacy-preserving systems, as shown in Table 1.

1.2 Our contributions

We propose two novel systems for privacy-preserving SGD to protect the local data of all trainers. Similar to the system in [2] and its enhanced variant [4], our systems can handle any activation function. However, very different from the systems in [2,4], in our systems the trainers do not share gradients but share the weights of the neural network. Our systems are called the SNT system and FNT system, depending on the connection with Server-aided Network Topology (SNT) or Fully-connected Network Topology (FNT) among the trainers. The SNT and FNT systems are described in Section 4, and have the following properties of security and accuracy. In addition, a comparison with the systems in [2,4] is given in Table 1.

- **Security against an honest-but-curious server (in SNT).** *Our SNT system leaks no information on both the trained weight parameters and the data of participants to an honest-but-curious server.* See Theorem 1.
- **Security against extreme collusion (both SNT and FNT).** *Even in the extreme case that only one trainer (wlog., called trainer 1) is honest, and the other trainers and the server are honest-but-curious, it is difficult to recover the local data of honest trainer 1.* See Theorems 2 and 4.

As a special case, this property also ensures that a possibly honest-but-curious trainer cannot recover the data of the others. In addition, it is easy to combine results [5] on differentially private SGD with our systems as noted in Section 4.3, so that local data items can be protected in the sense of differential privacy.

- **Accuracy (both SNT and FNT).** *Our systems achieve identical accuracy to SGD trained over the joint dataset of all participants.* See Theorems 3 and 5.

Experiments with UCI datasets and image datasets (MNIST, CIFAR-10, CIFAR-100).

In Section 5, we conduct a number of experiments using several benchmark datasets to demonstrate the general applicability of our systems. Specifically, using UCI datasets, we show that the accuracy

of our systems outperforms the previously reported results in [6] for the task of privacy-preserving classification.

Using a multilayer perceptron (MLP) and a convolutional neural network (CNN) over the MNIST dataset of 50,000 images of handwritten digits, the running time of our system is less than three times that of the original SGD while maintaining learning accuracies.

Using deeper neural networks such as ResNet over the CIFAR-10 and CIFAR-100 datasets, we show that the overheads of cryptographic operations and transmissions are very little compared to the training on plain data. In addition, the learning accuracies are kept complying with known results in the literature.

1.3 Technical overview

Stochastic gradient descent (SGD), no privacy protection. In SGD, the weight parameters (flattened to a vector) W for the neural network are initialized randomly. At each iteration, gradient G is computed by using a data item and the current W , and then the weight vector is updated as follows:

$$W := W - \alpha \cdot G \tag{1}$$

where α is a scalar called the learning rate. The updating process is repeated until a desired minimum for a predefined cost function based on cross-entropy or squared error is reached.

Shokri-Shmatikov systems. In the system of [2][Sect. 5] with one central server and many distributed trainers, the server stores a weight vector W_{server} . The update rule in (1) is modified as follows:

$$W_{\text{server}} := W_{\text{server}} - \alpha \cdot G_{\text{local}}^{\text{selective}} \tag{2}$$

in which vector $G_{\text{local}}^{\text{selective}}$ contains a selected (say 1% ~ 10%) part of the locally computed gradients. The update using (2) allows each participant to choose which gradients to share globally with the hope of reducing the risk of leaking sensitive information on the participant’s local dataset to the honest-but-curious server. However, as shown in [4], such selected gradients may result in leaking information on the local data.

In [2][Sect. 7], Shokri and Shmatikov showed an additional technique of using differential privacy as a countermeasure against indirect leakage from gradients. Their strategy was to add Laplace noises¹ to $G_{\text{local}}^{\text{selective}}$ at (2). However, because secrecy and differential privacy are orthogonal, still there is potential for leakage.

To solve the problem of data leakage from gradients, Phong et al. [4] proposed that one can use additively homomorphic encryption to protect gradients from the honest-but-curious server. However, even with homomorphic encryption, the system in [4] is still weak against the collusion of an honest-but-curious server and some honest-but-curious trainers. Indeed, from (2), if the colluding parties know the current and previous weight parameters, then they can compute the selective gradients of other (honest) trainers.

Our systems. Our approach is very different from those of [2,4], because trainers do not share the gradients (either plain or encrypted) but instead share the *weights*. In our SNT system in Section

¹ In fact, it turns out that the parameter ϵ of ϵ -differential privacy in [2] can be as large as 600,000, guaranteeing no meaningful privacy as showed in [7].

4, we make use of the following weight update process: each trainer i takes the current W_{server} from the server and initially sets its weight vector as

$$W^{(i)} := W_{\text{server}} \quad (3)$$

then the trainer *repeatedly* performs the local training for $W^{(i)}$ using its local dataset via SGD,

$$W^{(i)} := W^{(i)} - \alpha \cdot G_{\text{local}} \quad (4)$$

and uploads $W^{(i)}$ to the server to replace W_{server} , namely

$$W_{\text{server}} := W^{(i)}. \quad (5)$$

The trained weights may be proprietary and should be kept secret from those who are not trainers (e.g., the server in our setting). To this end, the trainers will use a shared symmetric key (kept secret from the server) to encrypt $W^{(i)}$ and W_{server} using (3) and (5). The local update in (4) by each trainer can be performed as is after decryption because the trainer holds the decryption key. Thus, the honest-but-curious server will only handle ciphertexts without knowing the secret key and hence it will obtain no information on the datasets. The process in (3), (4), and (5) can be succinctly described as the process of updating the weight vector W_{server} using the data of trainer i . If all trainers repeat the process, then W_{server} is trained over the combined datasets of all trainers as desired. This final W_{server} is known to all trainers owing to the shared symmetric key.

Because of the repeated application of (4), sharing weights is intuitively equivalent to sharing a weighted sum of all gradients. Therefore, from a privacy-preserving perspective, shared weights are more robust against information leakage. Indeed, we prove in Theorems 2 and 4 that inverting local data from the weights can be seen as the problem of solving a system of nonlinear equations, where the number of equations is smaller than the number of variables (data items).

1.4 Difference with the conference version

An abridged version of this paper was in [1]. This version improves [1] in the following ways: **(1)** we add the FNT system and compare with the SNT system; **(2)** we state and prove that our systems are relatively robust against the extreme collusion of trainers in Theorems 2 and 4; **(3)** we consider additional hedges with respect to the weight privacy for our systems in Section 4.4, in which the techniques of dropouts and no overfitting are extensively used in later experiments; **(4)** to demonstrate the wide applicability of our systems we add the experiments on UCI datasets, showing that the accuracies of our systems are better than those of [6, 8] regarding the task of classification; **(5)** we add the experiments on the CIFAR-10 and CIFAR-100 datasets, showing that cryptographic operations and transmissions in our systems incur very little overhead compared to training over plain data when neural networks become deeper.

2 Other related works

Abadi et al. [5] (modifying and extending [9, 10]) proposed differentially private SGD to protect the trained weight parameters when the data is centralized, which is orthogonal but complementary to this work. Indeed, each trainer in our system can locally use the techniques of [5, 9, 10] as discussed in Section 4.4.

Gilad-Bachrach et al. [11] presented a system called *CryptoNets*, which allows homomorphically encrypted data to be feed forward to an already-trained neural network. Because *CryptoNets* assumes that the weights in the neural network have been trained beforehand, the system aims to make predictions for individual data items. The goals of our paper and [2,4] differ from that of [11], as our systems and that of Shokri and Shmatikov exactly aim to train the weights utilizing multiple data sources, while *CryptoNets* [11] does not. In the same vein of research, the works [12–15] examined secure neural network prediction.

Hitaj et al. [16], employing generative adversarial networks, showed that sharing gradients are dangerous in collaborative learning, thus emphasizing the observation in [4]. Chang et al. [17] also independently proposed a system similar to our FNT system, without any security analysis.

Aono et al. [6,8] used a polynomial approximation for logistic regression so that they could design a privacy-preserving system for classification tasks. Owing to the polynomial approximation, the classification accuracy was inferior to that of the original logistic regression especially when the data dimension increased. Hesamifard et al. [18] used polynomial approximation for continuous activation functions.

Using a two-server model, Mohassel and Zhang [19] proposed protocols for privacy-preserving linear regression, logistic regression, and an MLP in which secure-computation-friendly activation functions were employed. For example, they used an approximation for the logistic function. There were no experimental results on CNNs reported in [19] perhaps owing to the hurdles of implementing the Fast Fourier Transform in the case of secure computation. Subsequently, Mohassel and Rindal also considered a three-server model in [20].

Using secret sharing, Bonawitz et al. [21] proposed a secure aggregation method and applied it to deep neural networks to aggregate user-provided model updates. In [21] the trained weight parameters appear in plaintext on a central server which may be undesirable in many scenarios [22], while in our systems this is not the case. The communication cost in our systems can be $O(1)$ (namely, independent of the number of trainers) per weight update, while it is $O(N_{\text{trainer}})$ in [21], where N_{trainer} is the number of trainers.

Transfer learning is a method in machine learning where a pretrained weight of a neural network over a dataset is reused in another neural network over a different dataset. For example, a pretrained weight for classifying cars can be loaded into a related but different neural network for the task of classifying buses. The reasoning in this example is that the pretrained weight have been optimized to “understand” the components of cars, so should be useful for learning and classifying buses. Our systems share the principle of reusing weight in transfer learning, but have the difference that all the neural networks of the trainers are identical for the same task.

3 Preliminaries

We recall a few preliminaries on cryptography and machine learning in this section.

Symmetric encryption. Symmetric encryption schemes consist of the following (possibly probabilistic) poly-time algorithms: $\text{KeyGen}(1^\lambda)$ takes a security parameter λ and generates the secret key K ; $\text{Enc}(K, m)$, equivalently written as $\text{Enc}_K(m)$, produces c which is the ciphertext of message m ; $\text{Dec}(K, c)$ returns message m encrypted in c .

Ciphertext indistinguishability against chosen plaintext attacks [23] (or CPA security for short) ensures that no information is leaked from ciphertexts. We will use symmetric encryption as provided by TLS.

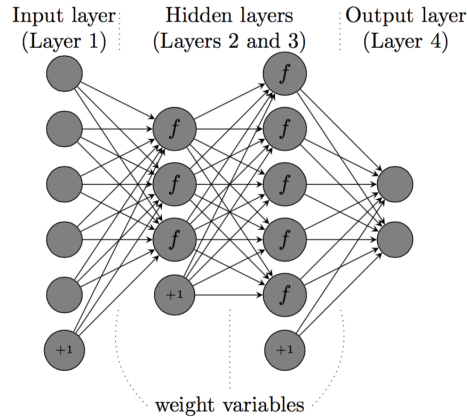


Fig. 1. Neural network with activation function f .

Neural networks. Figure 1 shows a neural network with 5 inputs, 2 hidden layers, and 2 outputs. The node with $+1$ represents the bias term. The neuron (including the bias²) nodes are connected via weight variables W . In a deep-learning structure of a neural network, there can be multiple layers each with thousands of neurons. Each neuron node (except the bias node) is associated with an *activation function* f . Typical examples of f are

$$\begin{aligned}
 \text{[ReLU]} \quad & f(z) = \max\{0, z\} \\
 \text{[leaky ReLU]} \quad & f_{\beta}(z) = \begin{cases} z & \text{if } z > 0 \\ \beta z & \text{if } z \leq 0 \end{cases} \\
 \text{[sigmoid]} \quad & f(z) = \frac{e^z}{e^z + 1} \\
 \text{[tanh]} \quad & f(z) = \frac{e^z - e^{-z}}{e^z + e^{-z}}.
 \end{aligned}$$

The nonlinearity of these activation functions is important for the network to learn complicated data distributions.

The learning task is, given a training dataset, to determine these weight variables to minimize a predefined cost function such as the cross-entropy or the squared error cost function [24]. The cost function defined over one data item $data = (x, y)$ with input x and truth value y will be written as $J(W, x, y)$ in which W is the weight parameters.

Stochastic gradient descent (SGD) (see also [24]). Let W be the weight parameters and let $G \leftarrow \frac{\delta J(W, x, y)}{\delta W}$ be the corresponding gradients of the cost function $J(W, x, y)$ with respect to the variables in W . The variable update rule in SGD is as follows for a learning rate $\alpha(t) \in \mathbb{R}$ at time t :

$$W \leftarrow W - \alpha(t) \cdot G$$

in which $\alpha(t) \cdot G$ is component-wise multiplication. The learning rate $\alpha(t)$ can be a constant or can be changed adaptively.

² It is possible to exclude the bias nodes and use a separate variable b (see, for example, [24]).

To make SGD work more efficiently, a typical technique is to use vectorization via a mini-batch of data instead of a single data item. Namely, multiple data items (e.g., 256) are packed correspondingly into matrices (X, Y) and then the following processes are carried out:

$$\text{(compute the gradient)} \quad G \leftarrow \frac{\delta J(W, X, Y)}{\delta W} \tag{6}$$

$$\text{(update the weight)} \quad W \leftarrow W - \alpha(t) \cdot G \tag{7}$$

where $\alpha(t)$ is the learning rate at time t .

4 Our proposed systems: privacy-preserving SGD via weight transmission

We propose two systems for privacy-preserving SGD: one with a Server-aided Network Topology (SNT) and the other with Fully-connected Network Topology (FNT) in which each connection is via a separate TLS/SSL channel. The SNT system makes use of an honest-but-curious server (e.g., cloud server) while the FNT system does not. One trade-off is given in Table 2. The SNT system may be suitable when the number of trainers L is large (say ≥ 20), while the FNT system may be suitable for relatively small L (say ≤ 20).

In both SNT and FNT, we assume that the datasets of the trainers have the same column (feature) format. In other words, the datasets are horizontally distributed.

Table 2. Properties of the SNT and FNT systems.

System	Central server needed?	Number of TLS connections
Our SNT system	Yes	L
Our FNT system	No	$L(L - 1)/2$

4.1 Our Server-aided Network Topology (SNT) system

The system is depicted in Figure 2. There is one common server and multiple distributed trainers. The server is assumed to be *honest-but-curious*: it is honest in its operation but curious regarding data. Each trainer is connected with the server via a separate communication channel such as a TLS/SSL channel. The symmetric key K is shared between trainers and is kept secret to the server. Notationally, $Enc_K(\cdot)$ is a symmetric encryption with key K , which protects the weight vector against the honest-but-curious server. The training data of the trainers is used only locally, while the encrypted weight vector $Enc_K(W)$ is sent back and forth between the server and the trainers. The weight vector W needs to be initialized once, which can be carried out by one of the trainers by simply initializing W randomly and sending $Enc_K(W)$ to the server. The server either can schedule the trainer order, or can do that randomly: after receiving the weight from a trainer i , the server uniformly and randomly chooses a trainer $j \neq i$ to transmit the weight.

In Figures 2 and 4, $Dataset_i$ can be either the whole local dataset of trainer i , or just a set of a few data batches randomly chosen from the local dataset. If the local datasets are equally distributed, then the former case is preferred; otherwise if the local datasets are not equally distributed, then the latter case may be preferred for good accuracy. The concrete choice of $Dataset_i$ should depend on the datasets in each specific application.

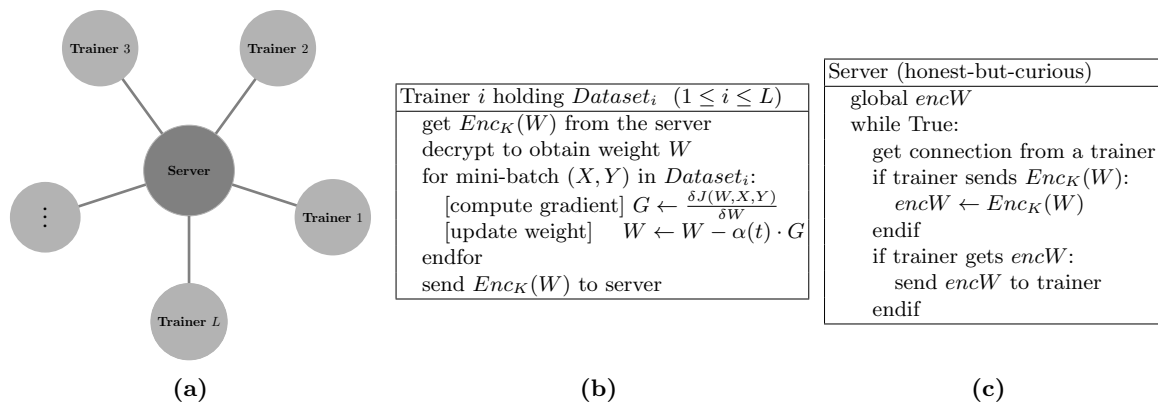


Fig. 2. Our proposed SNT system with Server-aided Network Topology where all connections are via secure channels such as TLS: (a) many distributed trainers connected with a central server; (b) description of a trainer; (c) description of the central server.

Each trainer stores the updated weight vector W at each round, then uses a testing dataset to locally check whether or not W has achieved good accuracy (and check overfitting as well). Finally, the best W can be shared among the trainers via a separate communication channel if required.

The following theorems establish the properties for the security and accuracy of our systems.

Theorem 1 (Security against the honest-but-curious server, SNT system). *In our system in Figure 2, the honest-but-curious server learns no information on the local datasets of the trainer.*

Proof. The honest-but-curious server passively handles ciphertexts of a symmetric encryption scheme. Therefore, it obtains no information from the ciphertexts if the symmetric encryption scheme has security against chosen plaintext attacks. \square

Theorem 2 (Security against extreme collusion, SNT system). *In our system in Figure 2, suppose that only Trainer 1 is honest and the others (Server and Trainers 2, ..., L) are malicious. Even with such collusion, the colluding others cannot recover any data item of honest Trainer 1 unless they solve a nonlinear equation (or a subset sum problem).*

Proof. Referring to Figure 2(b), what the colluding parties (namely, Server and Trainers 2, ..., L) obtain from Trainer 1 is the initial weight and output weight. These weights are linked via a number of gradient descent update steps. Concretely, let the initial weight be $W_0 = W^{(init)}$, the final weight be $W_n = W^{(final)}$, and (X_i, Y_i) ($1 \leq i \leq n$) be the randomly shuffled mini-batches from $Dataset_1$

from the current epoch. Then, the gradient descent update steps are as follows:

$$\begin{aligned}
G_1 &\leftarrow \frac{\delta J(W_0, X_1, Y_1)}{\delta W} \\
W_1 &\leftarrow W_0 - \alpha_1 G_1 \\
&\vdots \\
G_i &\leftarrow \frac{\delta J(W_{i-1}, X_i, Y_i)}{\delta W} \\
W_i &\leftarrow W_{i-1} - \alpha_i G_i \\
&\vdots \\
G_n &\leftarrow \frac{\delta J(W_{n-1}, X_n, Y_n)}{\delta W} \\
W_n &\leftarrow W_{n-1} - \alpha_n G_n
\end{aligned}$$

in which the scalar α_i ($1 \leq i \leq n$) can be equal or different depending on the learning rate schedule of Trainer 1. Reversely,

$$\begin{aligned}
W^{(final)} &= W_n \\
&= W_{n-1} - \alpha_n G_n \\
&= W_{n-2} - \alpha_{n-1} G_{n-1} - \alpha_n G_n \\
&\vdots \\
&= W_0 - (\alpha_1 G_1 + \dots + \alpha_n G_n) \\
&= W^{(init)} - (\alpha_1 G_1 + \dots + \alpha_n G_n).
\end{aligned} \tag{8}$$

In short, even though the colluding parties know $W^{(final)}$ and $W^{(init)}$, they can only compute the weighted sum of gradients

$$W^{(init)} - W^{(final)} = \alpha_1 G_1 + \dots + \alpha_n G_n \tag{9}$$

in which $n = |Dataset_1|/batch_size \gg 1$ in our expected applications. In (9), the local dataset and hence each gradient G_i is kept secret, and even α_i may vary secretly depending on the learning rate schedule of Trainer 1. Recovering any data item of $Dataset_1$ from equation (9) is the problem of solving non-linear equation stated in the theorem statement.

As seen from (8), releasing neural network weight parameters can be seen as publishing a weighted sum of gradients and the initial weight. Therefore, computing any data item given the weight parameters is also a subset sum problem. \square

Remark: data inversion given weights and subset sum problem. While inverting data from weight parameters is considered hard implicitly in the literature, to our knowledge, this is the first time such a relation between data secrecy (given weight parameters) and a subset sum problem has been made explicit as in Theorem 2.

Theorem 3 (Accuracy of the SNT system). *Our system in Figure 2 functions as running SGD on the combined dataset of all local datasets.*

Proof. Our system in Figure 2 (when removing all encryption and decryption) functions as the left pseudocode in Figure 3. In addition, the right pseudocode is the equivalent version via setting $CombinedDataSet = Dataset_1 \cup \dots \cup Dataset_L$.

<pre> Initialize W randomly for mini-batch (X, Y) in $Dataset_1$: $G \leftarrow \frac{\delta J(W, X, Y)}{\delta W}$ $W \leftarrow W - \alpha(t) \cdot G$ endfor : : for mini-batch (X, Y) in $Dataset_L$: $G \leftarrow \frac{\delta J(W, X, Y)}{\delta W}$ $W \leftarrow W - \alpha(t) \cdot G$ endfor </pre>	<pre> Initialize W randomly Set $CombinedDataSet = Dataset_1 \cup \dots \cup Dataset_L$ for mini-batch (X, Y) in $CombinedDataSet$: $G \leftarrow \frac{\delta J(W, X, Y)}{\delta W}$ $W \leftarrow W - \alpha(t) \cdot G$ endfor </pre>
---	--

Fig. 3. Pseudocodes for the proof of Theorem 3.

In the right pseudocode, the loop (for ... endfor) is exactly one epoch of SGD, namely one pass over all data items in $CombinedDataSet$. Therefore, our system in Figure 2 functions as running SGD as described in Section 3 on the combined dataset $CombinedDataSet$ of all trainers, completing the proof. \square

4.2 Our Fully-connected Network Topology (FNT) system

The system is depicted in Figure 4. There is no central server; thus there is no need to use symmetric encryption to encrypt the weights as in Figure 2, but the trainers still need secure channels such as TLS to transfer the weights to each other. Because there is no central server, the trainers must agree the order of sending and receiving weight parameters in advance, for example, $1 \rightarrow 2 \rightarrow \dots \rightarrow L \rightarrow 1 \rightarrow \dots$; or simply do transmission in a random order: trainer i takes uniformly and randomly a number r in $\{1, \dots, L\} \setminus \{i\}$ and sends its weight parameters to trainer r . Each trainer receives a weight from the previous trainer, and updates that weight using mini-batches of data from its own dataset, then sends the updated weight to the next trainer. Chang et al. [17] also independently³ proposed a system similar to our FNT system but without any security analysis.

Theorem 4 (Security against extreme collusion, FNT system). *In our system in Figure 4, suppose that only Trainer 1 is honest and the others (Trainers 2, ..., L) are malicious. Even with such collusion, the (malicious) others cannot recover any data item of the honest Trainer 1 unless they solve a nonlinear equation (or a subset sum problem).*

Proof. The proof is identical to that of Theorem 2. \square

Theorem 5 (Accuracy of the FNT system). *Our system in Figure 4 functions as running SGD on the combined dataset of all local datasets.*

Proof. The proof is identical to that of Theorem 3. \square

³ To be precise regarding time, the work [17] appeared after the conference version [1] of this paper.

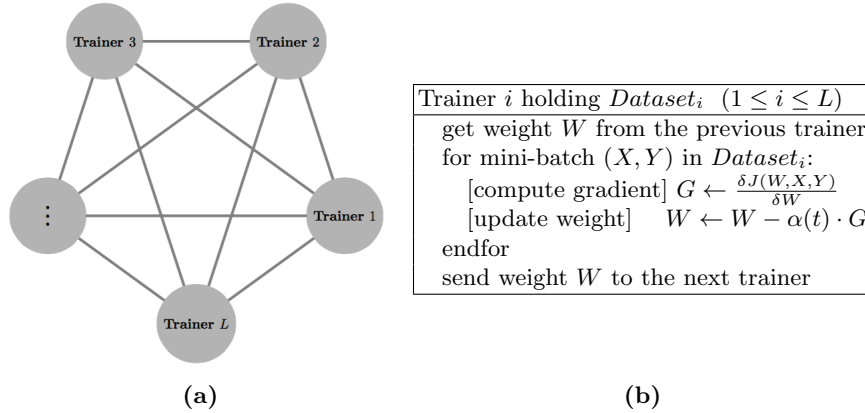


Fig. 4. Our proposed FNT system with Fully-connected Network Topology where all connections are via secure channels such as TLS: **(a)** many distributed trainers connected with each other; **(b)** description of a trainer.

4.3 Additional considerations for our SNT and FNT systems

Below are some additional considerations for our systems, which can be employed depending on the specific application and its requirements.

Local epochs and central epochs. An epoch is one pass over all data items in a dataset in the training process. Accordingly, one local epoch is one pass over a local dataset, while one central epoch is one pass over the combined dataset of all trainers. While we consider the number of local epochs as 1 in the above description of our systems for simplicity, it can be set to any number if required, allowing each trainer to perform multiple passes over its dataset before sending the weights to the next trainer. The training dataset is shuffled randomly before each local epoch.

Similarly, it is possible that the number of central epochs is larger than 1, meaning that there are multiple passes over the trainers. When the number of central epochs is $k \geq 1$, instead of equation (9), the following equations are known to the colluding parties when assuming that only Trainer 1 is honest:

$$\begin{aligned}
 V_1 &= \alpha_1 G_1^{(1)} + \dots + \alpha_n G_n^{(1)} \\
 &\vdots \\
 V_k &= \alpha_1 G_1^{(k)} + \dots + \alpha_n G_n^{(k)}
 \end{aligned}
 \tag{10}$$

where $G_1^{(1)}, \dots, G_n^{(1)}, \dots, G_1^{(k)}, \dots, G_n^{(k)}$ are unknown gradients depending on the mini-batches of data. As the neural network contains nonlinear activation functions, the above can be seen as a system of nonlinear equations of unknown data items. Solving this system of equations is expected to be hard because typically the number of unknowns (i.e. the cardinality of each local dataset) is larger than the number of central epochs k (see Table 3 for concrete values); and the right-hand side of each equation is non-polynomial.

Local data augmentation. Deep learning is often referred to as a “data hunger”, and it is not hard for a neural network to overfit a training dataset. To deal with the problem of overfitting

Table 3. The number of unknowns and equations in (10). In all cases, $\#\text{unknowns} > \#\text{equations}$. If each unknown is a real vector of dimension d , then the number of variables in (10) becomes $d \times \#\text{unknowns}$.

Dataset (in Section 5)	$\#\text{unknowns (10)}$ (= #data items in local dataset)	$\#\text{equations in (10)}$ (= #central epochs k)
Pima	30	20
Breast Cancer	19	5
Banknote Authentication	39	1
Adult Income	1628	120
Skin/NonSkin	9802	20
Credit Card Fraud Detection	12816	30
MNIST	10,000	639 (MLP), 193 (CNN)
CIFAR-10	10,000	50 (CNN), 100 (ResNet)
CIFAR-100	10,000	100 (ResNet)

and hence improve the learning accuracy, each trainer can freely employ any data augmentation technique in the local training process. For example, a data item such as an image can be rotated, sheared, or flipped (or even mixed up as in [25]) so that the data volume is significantly increased.

Using other optimizers. Instead of SGD, the trainers in our SNT and FNT systems can use other optimizers such as RMSProp [26] or Adam [27], because only the weights are sent from each trainer to the next, as in the FNT system, or to the server in the SNT system. In our experiments we use both SGD and Adam as optimizers.

4.4 Additional hedges for our systems

In the above sections, we have consider the securities of our system against the honest-but-curious server (for the SNT system) with respect to data secrecy in Theorem 1; and against the collusions of trainers (for both SNT and FNT systems) with respect to data inversion given weight parameters in Theorems 2 and 4.

Below, we discuss a potential issue and additional hedges related to the SNT and FNT systems.

The potential issue. In our system each trainer sends out a set of trained weights. While exactly inverting the data from these weight parameters can be hard as shown above, the weights may potentially leak *some* information on the training data.

Known impossibility [28]. A “perfect” notion of privacy, known as the “Dalenius desideratum,” states that the learning model (the neural network and its weight parameters in our case) should reveal no more about the input to which it is applied than would have been known about this input without applying the model. Unfortunately, it has been shown that this kind of “perfect” privacy cannot be achieved by any useful learning model [28]. As a related note, if all trainers in our systems do nothing but only transmit uniformly random weights, then the systems have perfect weight privacy, but no utility at all.

Given the above impossibility result, below we survey and discuss how to use orthogonal works in the literature to create hedges protecting the weight privacy in our systems. These hedges (either one or more) can be deployed locally at each trainer depending on the specific application at hand.

Hedge 1: adding differential privacy. It is possible to make the shared weights differentially private, by either adding Laplace or Gaussian noises to the local gradients as in [5, 9, 10], when

updating the weight parameters at each trainer; or using the classical technique of output perturbation as in [29]. When public non-labeled data is available, each trainer can also use the technique in [7] locally. The strong composition theorem [30] can be used when multiple differentially private weights are sent subsequently. Differential privacy will make the shared weights less dependent on any specific data item, thus making each local dataset more protected. With this hedge, we need to accept a trade-off (e.g. as reported in [31]) between testing accuracy and privacy, because noises are introduced into the training process.

Hedge 2: dropouts for privacy. Dropout [32] is the technique of randomly dropping neural nodes along with their connections from the neural network during training. Dropout makes each node in the neural network less depend on the training data, so intuitively having a similar effect as differential privacy as observed in [33]. Besides that, it has been known as a regularization method to prevent overfitting (see Hedge 3 below). In Section 5, the trainers in our systems make extensive use of dropouts.

Hedge 3: no overfitting. Each trainer should care about whether the weight it sends out overfits its local data or not. This is because overfitting may lead to attacks as reported in [34]. Overfitting can be prevented by each trainer via locally monitoring the training and testing accuracies and, if necessary, employing e.g. regularization as suggested in [34] or dropouts as in Hedge 2. For example, in our experiments on UCI’s Breast Cancer, Banknote Authentication, Skin/NonSkin and MNIST datasets in Section 5 below, the testing accuracies are relatively close to the training ones (all are $\geq 98\%$), meaning no overfitting, so that the trainers are protected by this hedge.

Hedge 4: anonymous transmission. The origin of the weight parameters is not needed for the collaborative training process of our systems. Indeed, each trainer only needs to know the weight parameters from *some* previous trainer. Therefore, it is advised to hide the origin of the weight parameters of a previous trainer from the next trainer. While this can be generally accomplished by anonymous communication techniques (see e.g. [35] and the references therein), in the SNT system, the server can help by just keeping the origin secret. For this hedge to be applicable, we need the number of honest trainers larger than ($>$) 1.

Hedge 5: locally preventive attack. Finally, each trainer *itself* is free to locally conduct any preventive attack before its weight transmission and deploy any corresponding dedicated mitigation if necessary to protect the weight.

Effects against concrete attacks. First, consider the following scenario. An honest-but-curious trainer A receives a set of weight parameters from some previous trainer, and A applies its own data on the received weight parameters W , with the goal of checking whether the data is in the training set producing W . Hedge 4 hides the origin of W , so in turn protecting the origin of the training data used to produce the weight parameters. As a consequence, the attacker cannot know *which* trainer owns the data. In addition, Hedges 1 and 2 help protecting W in terms of differential privacy, so that W does not depend heavily on any specific data item.

Second, consider the membership inference attack as in [34]. It is worth noting that outsiders (not the trainers) cannot mount the membership inference attack in our setting, because each trainer only uses its own data so that shadow training as in [34] is not possible. Only an insider (some trainer) can mount the membership inference attack. Hedges 1, 2 and 3 have been already known in [34] as countermeasures for the attack. Hedge 4 has the same effect as above. Note that Hedges 1, 2, and 3 are concrete instantiations of Hedge 5. And as an additional example of Hedge

5, each trainer can locally deploy the technique of adversarial regularization proposed in [36], so that the predictions of the neural network model and its weight W become hard to be exploited.

5 Experiments

To show the general applicability of our systems, we conduct experiments on various datasets including UCI datasets, and image datasets (MNIST, CIFAR-10, and CIFAR-100).

Environment. For the UCI datasets, we employ a laptop and only run our programs on its CPU (Intel Core i7-2860QM, 2.5GHz). For the experiment with the MNIST dataset, we employ a machine with Intel(R) Xeon(R) CPU E5-2660 v3 @ 2.60GHz with Cuda-8.0 and GPU Tesla K40m; with Python 2.7.12 distributed in Anaconda 4.2.0 (64-bit). We assume a 1 Gbps channel between the trainers and the server (in Figure 2) and between the trainers (in Figure 4).

Symmetric encryption. For the SNT system, we use AES-128-CBC encryption in OpenSSL which satisfies security against chosen plaintext attacks (CPA). The secret symmetric key has 128 bits.

Random partitions of the original dataset. In below experiments for UCI, MNIST and CIFAR datasets, the trainers hold local training datasets which are distributed approximately identically, done via randomly shuffling and equally partitioning the original training dataset. In addition, for UCI datasets, the labels in the testing set are chosen with the ratio of classes roughly equivalent to the original dataset, done via using the `train_test_split` function of `sklearn`. More details are given below.

Equivalent distribution of classes is the case of high interest when trainers (organizations) collaborate. Indeed, each trainer may have insufficient data (of a class) for good training, but should not have no data of that class at all. Taking the credit card fraud detection for example, if a credit card company has no fraud transaction at all, then there is little reason why it has to collaborate.

5.1 Experiments with UCI datasets

Using our systems (both SNT and FNT), we conduct experiments on UCI datasets, and the results for the accuracy and F-score are given in Table 4. Our accuracy and F-score are better than the results reported in [6]. This is possibly due to the fact that our systems, while protecting data privacy, do not reduce the accuracy of the underlying learning algorithm (as proved in Theorems 3 and 5). Below are details of each dataset and its corresponding experiment. In the following neural networks, the activation function used in the hidden nodes is the rectified linear unit (ReLU) and the sigmoid function is used at the output nodes. The percentage of label 0 (or 1 if this percentage is higher) is reported in Table 4 approximately holds for all training and testing datasets.

Pima (diabetes). We use a neural network with the following architecture: 8 (input) - 512 - dropout (0.6) - 64 - dropout (0.4) - 1 (output). Namely, the 8 features (as real numbers) from each data item are fed to the input layer, which is connected to 512 hidden neural nodes. Next, the 512 hidden nodes are connected to 64 hidden nodes with a dropout rate of 0.6, and so forth. This neural network consists of 37,505 trainable parameters. To ensure the replicability of results, we fix the random seed of Python as `random.seed(12345)`, the numpy random seed as `numpy.random.seed(15)`, and the tensorflow seed as `tensorflow.set_random_seed(1234)`. The

Table 4. Comparison with previous results of Aono et al. [6] for encrypted data.

UCI Dataset Name	Known accuracy (in [6], data privacy is preserved)	Known F-score	Percentage of label 0 (or label 1 if higher)	Our system accuracy (data privacy is preserved)	Our system F-score
Pima (diabetes)	80.70%	0.688525	64.29%	85.06%	0.763636
Breast Cancer	98.20%	0.962406	64.04%	99.31%	0.989304
Banknote Authentication	98.40%	0.984615	55.97%	100.0%	1.0
Adult Income	81.97%	0.526921	76.38%	85.90%	0.664362
Skin/NonSkin	93.89%	0.960130	79.53%	99.95%	0.998655

original dataset of 768 records (500 data items with label 0, and 268 with label 1) is randomly split in a ratio of 8:2 for training of 614 records and testing of 154 records (99 data items with label 0, and 55 with label 1) via using the `train_test_split` function of `sklearn`. Moreover, we envision the number of trainers to be $L = 20$ in our systems, so the training set is split into 20 parts, each (of at least 30 records) held by a distributed trainer. The Adam optimizer is used with a fixed learning rate of 0.0002 and each trainer uses a batch size of 128 data items. Each distributed trainer runs 150 local epochs on its own data before passing its encrypted weights to the server (or the next trainer). The number of central epochs is 20, meaning that each trainer uploads and downloads the encrypted weights 20 times from the server in SNT (or from the previous trainer in FNT). It takes less than 7 minutes for the system to finish its operations.

The use of `train_test_split` function of `sklearn` in the Pima dataset is the same for other UCI datasets below.

Breast Cancer. We use a neural network with the following architecture: 9 (input) - 32 - dropout (0.1) - 40 - dropout (0.2) - 64 - dropout (0.4) - 64 - dropout (0.4) - 64 - dropout (0.4) - 8 - 4 - 1 (output). This neural network consists of 14,785 trainable parameters. The random seeds are set as `numpy.random.seed(15)`, `random.seed(12345)`, and `tensorflow.set_random_seed(1234)`. The original dataset is randomly split into a training set of 391 records and a testing set of 292 records. The training set is further split randomly into 20 parts, each (of at least 19 records) held by a distributed trainer. The Adam optimizer is used with a fixed learning rate of 0.0002 and each trainer uses a batch size of 128 data items. Each distributed trainer runs 40 local epochs on its own data before passing its encrypted weights to the server (or the next trainer). The number of central epochs is 5, meaning that each trainer uploads and downloads five times the encrypted weights from the server in SNT (or from the previous trainer in FNT). It takes less than 1 minute for the system to finish.

Banknote Authentication. We use a neural network with the following architecture: 4 (input) - 128 - dropout (0.7) - 64 - dropout (0.5) - 64 - dropout (0.5) - 1 (output). This neural network consists of 13,121 trainable parameters. The random seeds are set as `numpy.random.seed(15)`, `random.seed(12345)`, and `tensorflow.set_random_seed(1234)`. We split the dataset into two parts: a training set with 786 records and a testing set with 586 records. The training set is further split randomly into 20 parts, each (of at least 39 records) held by a distributed trainer. The Adam optimizer is used with a fixed learning rate of 0.0002 and each trainer uses a batch size of 128 data items. Each distributed trainer runs 70 local epochs on its own data before passing its encrypted weight to the server (or the next trainer). The number of central epochs is 1, meaning that each trainer uploads and downloads 1 the encrypted weights once at the server in SNT (or from the previous trainer in FNT). It takes less than 11 seconds for the system to finish.

Adult Income. We use a neural network with the following architecture: 14 (input) - 64 - dropout (0.4) - 32 - dropout (0.2) - 1 (output). This neural network consists of 3,073 trainable parameters. The random seeds are set as `numpy.random.seed(4)` and `tensorflow.set_random_seed(1234)`. The training set of 32561 records is split randomly into 20 parts, each (of at least 1268 records) held by a distributed trainer. The testing set is of 16281 records. The Adam optimizer is used with a fixed learning rate of 0.0002 and each trainer uses a batch size of 128 data items. Each distributed trainer runs 14 local epochs on its own data before passing its encrypted weights to the server (or the next trainer). The number of central epochs is 120, meaning that each trainer uploads and downloads 120 times the encrypted weights from the server in SNT (or from the previous trainer in FNT). It takes around 100 minutes for the system to finish.

Skin/NonSkin. We use a neural network with the following architecture: 3 (input) - 64 - dropout (0.4) - 32 - dropout (0.2) - 1 (output). This neural network consists of 2,369 trainable parameters. The random seeds are set as `numpy.random.seed(15)`, `tensorflow.set_random_seed(1234)`, and `random.seed(12345)`. The original dataset of 245057 records is randomly split in a ratio of 8:2 for training (196045 records) and testing (49012 records). The training set is further split randomly into 20 parts, each of at least 9802 records held by a distributed trainer. The Adam optimizer is used with a fixed learning rate of 0.0002 and each trainer uses a batch size of 128 data items. Each distributed trainer runs 10 local epochs on its own data before passing its encrypted weight to the server (or the next trainer). The number of central epochs is 20, meaning each trainer uploads and downloads 20 times the encrypted weights from the server in SNT (or from the previous trainer in FNT). It takes less than 75 minutes for the system to finish.

Interlude: Credit Card Fraud Detection. The dataset is provided in [39] and consists of credit card transactions by European users over 2 days. There are 30 features in each transaction, including the time and amount of the transaction. We randomly split the original dataset in a ratio of 9:1 for training and testing. Precisely, the numbers of labels 0 and labels 1 in the original dataset are 284,315 and 492 (i.e. 99.82725% of 0s) respectively; in the training test those are 255,880 and 446 (i.e. 99.83% of 0s); and in the testing set those are 28,435 and 46 (i.e. 99.83848% of 0s) respectively. Each transaction is labeled by 0 (normal) or 1 (fraud). We envision the number of trainers to be $L = 20$ in our systems, so the training set is further split into 20 parts each consisting of approximately 12,816 transactions. Each trainer employs a neural network with the following architecture: 30 (input) - 64 - dropout (0.4) - 32 - dropout (0.2) - 1, with 4,097 parameters. The Adam optimizer is used with a learning rate of 0.0002 and a batch size of 128. The seeds for randomness are set as `numpy.random.seed(15)`, `random.seed(12345)`, and `tensorflow.set_random_seed(1234)`. Each trainer uses 10 local epochs before sending the weights out. The number of central epochs is 30. The running time of the system is around 65 minutes. The testing accuracy is around 99.96% with a corresponding F-score of 0.8.

5.2 Experiments with the MNIST dataset

Below are experiments using an MLP and a CNN performed with the MNIST dataset.

Dataset. We use the MNIST dataset [3] containing 28×28 images of hand written numbers. We assume five trainers, namely $L = 5$ in Figures 2 4, each of which holds a portion of 10,000 images uniformly and randomly split from the original MNIST dataset. We do that by randomly shuffling the indexes of the training dataset and splitting it into 5 portions. The validation set contains

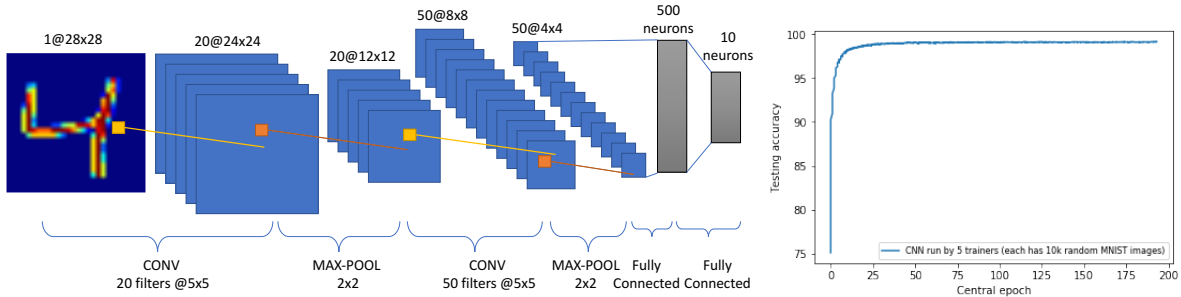


Fig. 5. Convolutional neural network of LeNet-type [37, 38] (left) and its testing accuracy graph produced by 5 trainers in our systems (right).

Table 5. Timings in experiments with MNIST.

Network model	$\mathbf{T}_{\text{original SGD}}^{(i)}$	$\mathbf{T}_{\text{uploadCtxt}}^{(i)}$	$\mathbf{T}_{\text{downloadCtxt}}^{(i)}$	$\mathbf{T}_{\text{enc}}^{(i)}$	$\mathbf{T}_{\text{dec}}^{(i)}$
MLP [38]	0.3 (min.)	0.05 (sec.)	0.05 (sec.)	0.12 (sec.)	0.06 (sec.)
CNN [38]	3.3 (sec.)	0.051 (sec.)	0.051 (sec.)	0.13 (sec.)	0.06 (sec.)

10,000 images and the test set contains 10,000 images. Because the training set of each trainer is insufficient in size (relative to the validation set and the test set), the trainers wish to learn from the combined training set with a total of $5 \cdot 10,000 = 50,000$ images).

Calculation of running time. On the basis of Figures 2 and 4, the running time $\mathbf{T}_{\text{our system}}$ of our system can be expressed as

$$\mathbf{T}_{\text{our system}} = n_{\text{epoch}} \sum_{i=1}^L \left(\mathbf{T}_{\text{original SGD}}^{(i)} + \mathbf{T}_{\text{uploadCtxt}}^{(i)} + \mathbf{T}_{\text{downloadCtxt}}^{(i)} + \mathbf{T}_{\text{enc}}^{(i)} + \mathbf{T}_{\text{dec}}^{(i)} \right) \quad (11)$$

in which n_{epoch} is the number of epochs, where an epoch is a loop over all data items in the combined dataset. For trainer i , $\mathbf{T}_{\text{original SGD}}^{(i)}$ is the running time of the original SGD over the local dataset of the trainer, $\mathbf{T}_{\text{uploadCtxt}}^{(i)}$ is the time to upload a ciphertext to the server (or the next trainer); $\mathbf{T}_{\text{downloadCtxt}}^{(i)}$ is the time to download a ciphertext from the server (or the previous trainer), $\mathbf{T}_{\text{enc}}^{(i)}$ is the time for one symmetric encryption, and $\mathbf{T}_{\text{dec}}^{(i)}$ is the time for one symmetric decryption.

Using an MLP network. In this experiment, each trainer runs the MLP code in [38] with a batch of one data item over its dataset of 10,000 images. The number of hidden nodes is 500. The number of weight parameters is identical to the number of gradient parameters, which is 397,510. We use Python’s package `pickle` to convert these weight parameters as Python objects into a byte stream for encryption, resulting in a plaintext with a size of around 4.33 MB. The corresponding ciphertext is also pickled, having a size of around 5.78 MB, which is sent via our 1 Gbps network in 0.05 seconds. Table 5 gives the approximate timings of trainers $1 \leq i \leq 5$.

In our experiment, at epoch number 639, Client 1 obtains the best validation score of 1.63% with a test performance of 1.64%. Therefore, the accuracy over the validation set is $100 - 1.63 = 98.37\%$ and the accuracy over the testing set is $100 - 1.64 = 98.36\%$. The running time of the system to

obtain the result, theoretically estimated via (11), is

$$\begin{aligned}
& \mathbf{T}_{\text{our system}} \\
&= n_{\text{epoch}} \sum_{i=1}^L \left(\mathbf{T}_{\text{original SGD}}^{(i)} + \mathbf{T}_{\text{uploadCtxt}}^{(i)} + \mathbf{T}_{\text{downloadCtxt}}^{(i)} + \mathbf{T}_{\text{enc}}^{(i)} + \mathbf{T}_{\text{dec}}^{(i)} \right) \\
&= 639 \cdot 5 \cdot \left(0.3 + \frac{0.05}{60} + \frac{0.05}{60} + \frac{0.12}{60} + \frac{0.06}{60} \right) \\
&\approx 973.41 \text{ (minutes)} \\
&\approx 16.22 \text{ (hours)}.
\end{aligned}$$

The running time of the original code for SGD over the combined dataset of $5 \cdot 10^4$ images is around 32 seconds per epoch. Thus, when $n_{\text{epoch}} = 639$, we have $\mathbf{T}_{\text{original SGD}} = 32 \cdot 639$ (seconds) = 5.68 (hours). Therefore,

$$\frac{\mathbf{T}_{\text{our system}}}{\mathbf{T}_{\text{original SGD}}} = \frac{16.22}{5.68} \approx 2.86 < 3,$$

which supports the claim of experimental efficiency in Section 1.2.

Using a CNN. We make use of a CNN (LeNet-type [37,38]) as depicted in Figure 5. Each trainer runs the LeNet-type code in [38] with a batch of 500 data items over its dataset of 10,000 images. The number of weight parameters is 431,080, which is the sum of $20 \times 5 \times 5 + 20$ (first convolution layer), $50 \times 20 \times 5 \times 5 + 50$ (second convolution layer), $50 \times 4 \times 4 \times 500 + 500$ (fully connected), and $500 \times 10 + 10$. We use `pickle` to convert these weight parameters as Python objects into a byte stream for encryption, resulting in a plaintext with a size of around 4.73 MB. The corresponding ciphertext is also pickled, having a size of around 6.31 MB, which is sent via our 1 Gbps network in around 0.051 seconds. Table 5 gives the approximate timings of trainers $1 \leq i \leq 5$.

In our experiment, at epoch number 193, the accuracy over the validation set is 99.1% and the accuracy over the testing set is 99.17%. The running time of the system to obtain the result, theoretically estimated via (11), is

$$\begin{aligned}
& \mathbf{T}_{\text{our system}} \\
&= n_{\text{epoch}} \sum_{i=1}^L \left(\mathbf{T}_{\text{original SGD}}^{(i)} + \mathbf{T}_{\text{uploadCtxt}}^{(i)} + \mathbf{T}_{\text{downloadCtxt}}^{(i)} + \mathbf{T}_{\text{enc}}^{(i)} + \mathbf{T}_{\text{dec}}^{(i)} \right) \\
&= 193 \cdot 5 \cdot (3.3 + 0.051 + 0.051 + 0.13 + 0.06) \\
&\approx 3466 \text{ (seconds)} \\
&\approx 0.96 \text{ (hours)}.
\end{aligned}$$

Thus,

$$\frac{\mathbf{T}_{\text{our system}}}{\mathbf{T}_{\text{original SGD}}} \approx \frac{0.96}{0.89} < 1.1,$$

supporting the claim of experimental efficiency in Section 1.2.

Table 6. Timings in experiments with CIFAR-10 and CIFAR-100.

Network model, Dataset	$\mathbf{T}_{\text{original}}^{(i)}$	$\mathbf{T}_{\text{uploadCtxt}}^{(i)}$	$\mathbf{T}_{\text{downloadCtxt}}^{(i)}$	$\mathbf{T}_{\text{enc}}^{(i)}$	$\mathbf{T}_{\text{dec}}^{(i)}$
CNN, CIFAR-10	37 (sec.)	0.056 (sec.)	0.056 (sec.)	0.130 (sec.)	0.06 (sec.)
ResNet-20v1, CIFAR-10	59 (sec.)	0.013 (sec.)	0.013 (sec.)	0.064 (sec.)	0.06 (sec.)
ResNet-32v1, CIFAR-10	87 (sec.)	0.023 (sec.)	0.023 (sec.)	0.066 (sec.)	0.06 (sec.)
ResNet-44v1, CIFAR-100	122 (sec.)	0.032 (sec.)	0.032 (sec.)	0.091 (sec.)	0.085 (sec.)
ResNet-110v2, CIFAR-100	322 (sec.)	0.165 (sec.)	0.165 (sec.)	0.179 (sec.)	0.138 (sec.)

*In the table, the time for training over plain local data $\mathbf{T}_{\text{original}}^{(i)}$ dominates the others.

5.3 Experiments with the CIFAR-10 and CIFAR-100 datasets

The CIFAR-10 dataset [40] consists of 50,000 RGB images of shape $32 \times 32 \times 3$ for training, and 10,000 RGB images of the same shape for testing.

The CIFAR-100 dataset is just like the CIFAR-10, except it has 100 classes (of dolphin, cockroach, motorcycle etc.) containing 600 images each. There are 500 training images and 100 testing images per class, so that the training dataset and testing dataset have respectively 50,000 and 10,000 images as above.

We assume there are 5 trainers, each of which holds a portion of 10,000 images randomly and uniformly split from the original 50,000 training ones. Therefore, the local training datasets of the trainers have approximately identical distribution of labels.

Each trainer in our system re-uses the Keras official example codes [41] (of CNN) and [42] (of ResNetv1 [43] and ResNetv2 [44]) for training and testing over the CIFAR-10 and CIFAR-100 datasets. The running times of each trainer is given at Table 6 in which the time for local training over plain data dominates the others of cryptographic operations and transmissions, i.e.

$$\mathbf{T}_{\text{original}}^{(i)} \gg \mathbf{T}_{\text{uploadCtxt}}^{(i)} + \mathbf{T}_{\text{downloadCtxt}}^{(i)} + \mathbf{T}_{\text{enc}}^{(i)} + \mathbf{T}_{\text{dec}}^{(i)}.$$

Therefore, the running time of our system is approximate that of the original one where all data items are centralized, namely,

$$\mathbf{T}_{\text{our system}} \approx \mathbf{T}_{\text{original}}$$

in the experiments. More details are given below.

Experiments with CIFAR-10

Using the CNN of [41]. The number of weight parameters is 1,250,858 with following network architecture: CONV – ReLU – CONV – ReLU – MaxPooling2D – Dropout(0.25) – CONV – ReLU – CONV – ReLU – MaxPooling2D – Dropout(0.25) – Flatten – Dense(512) – ReLU – Dropout(0.5) – Dense(10) – softmax. It is reported in [41] that the network reaches testing accuracy of around 79% after 50 epochs.

In our experiment, we consider 5 trainers, each uses the same network as above. The local number of epochs at each trainer is 5, and the central number of epoch is 10, so that each data item is used $5 \times 10 = 50$ times (same as the original [41], of 50 epochs as described above). The ciphertext encrypting the weight parameters seen as a numpy array is of 6.9 MB, which is sent via our 1 Gbps network in around 0.056 seconds. The time for symmetric encryption and decryption is given in Table 6 and it is worth noting that the local training time at each trainer $\mathbf{T}_{\text{original}}^{(i)}$ dominates other timings.

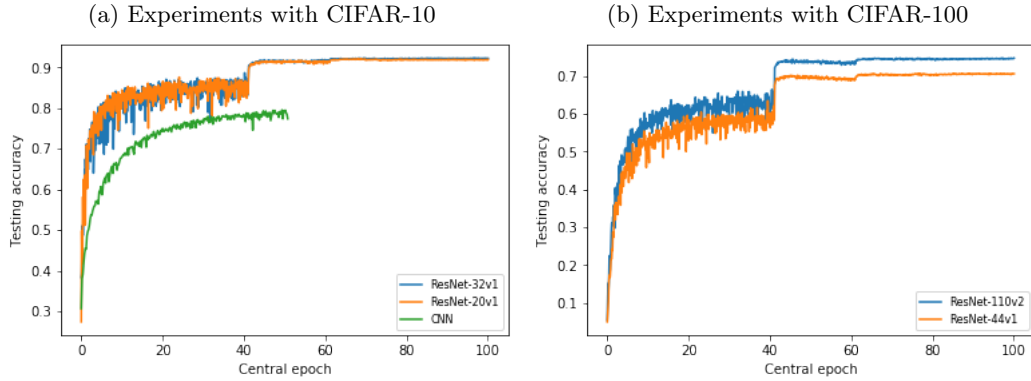


Fig. 6. Testing accuracy graphs of our systems (5 trainers each having 10,000 training images) with various neural network architectures.

The testing accuracy graph obtained by the above execution of our system is depicted in Figure 6(a) in which the testing accuracy per central epoch of each trainer is given. The maximum of testing accuracy of 79.5% is obtained at epoch 49, complying with the original result in [41].

Using ResNet-20v1. The number of weight parameters is 274,442 and the Keras code is at [42]. Each of the 5 trainers runs 2 local epochs before sending the weight out. The number of central epochs is 100, so that each data item is used $2 \times 100 = 200$ as in the original code [42]. The ciphertext encrypting the weight parameters seen as a numpy array is of 1.6 MB, and the symmetric encryption and decryption times are given in Table 6.

Each trainer in our experiment schedules the learning rate as follows: 10^{-3} , 10^{-4} , 10^{-5} , 10^{-6} , $10^{-6}/2$ if the central epoch is correspondingly in the ranges $[0, 40]$, $[41, 60]$, $[61, 80]$, $[81, 90]$, $[91, 99]$. These ranges are half of the ranges in [42] because we use 2 as the number of local epochs at each trainer.

The testing accuracy graph obtained by the above execution of our system with ResNet-20 is depicted in Figure 6(a) in which the testing accuracy per central epoch of each trainer is given. The maximum of testing accuracy of 92.13%, complying with the result reported in [42], is obtained at central epoch 68.

Using ResNet-32v1. The number of weight parameters is 470,218 and the Keras code is at [42]. The ciphertext encrypting the weight parameters seen as a numpy array is of 2.8 MB, and the symmetric encryption and decryption times are given in Table 6. The number of local epochs, central epochs and the learning rate schedule at each trainer are the same as ResNet-20.

The testing accuracy graph obtained by the above execution of our system with ResNet-32 is depicted in Figure 6(a) in which the testing accuracy per central epoch of each trainer is given. The maximum of testing accuracy of 92.28%, complying with the result reported in [42], is obtained at central epoch 97.

Experiments with CIFAR-100

Using ResNet-44v1. The number of weight parameters is 671,844 and the Keras code is at [42]. The ciphertext encrypting the weight parameters seen as a numpy array is of 3.9 MB, and the symmetric encryption and decryption times are given in Table 6. The number of local epochs, central epochs and the learning rate schedule at each trainer are the same as above.

The testing accuracy graph obtained by the above execution of our system with ResNet-44 is depicted in Figure 6(b) in which the testing accuracy per central epoch of each trainer is given. The maximum of testing accuracy of 70.69%, complying with the result reported in [45], is obtained at central epoch 91.

Using ResNet-110v2. The number of weight parameters is 3,346,340 and the Keras code is at [42]. The ciphertext encrypting the weight parameters seen as a numpy array is of 20 MB, and the symmetric encryption and decryption times are given in Table 6. The number of local epochs, central epochs and the learning rate schedule at each trainer are the same as above.

The testing accuracy graph obtained by the above execution of our system with ResNet-110v2 is depicted in Figure 6(b) in which the testing accuracy per central epoch of each trainer is given. The maximum of testing accuracy of 74.75%, complying with the result reported in [45], is obtained at central epoch 72.

6 Conclusion

We have constructed privacy-preserving systems in which multiple machine-learning trainers can use SGD or its variants over the combined dataset of all trainers without having to share the local dataset of each trainer. Differing from previous works, our systems make use of the weight parameters rather than the gradient parameters. The experimental results show that our systems are practically efficient in terms of computation and communication, and effective in terms of accuracy.

Acknowledgment

The first author is partially funded by JST CREST JPMJCR168A.

References

1. Le Trieu Phong. Privacy-preserving stochastic gradient descent with multiple distributed trainers. In *Proceedings of the 11th International Conference on Network and System Security, NSS 2017*, pages 510–518, 2017.
2. Reza Shokri and Vitaly Shmatikov. Privacy-preserving deep learning. In Indrajit Ray, Ninghui Li, and Christopher Kruegel, editors, *Proceedings of the 22nd ACM SIGSAC Conference on Computer and Communications Security, 2015*, pages 1310–1321. ACM, 2015.
3. MNIST dataset. <http://yann.lecun.com/exdb/mnist/>.
4. Le Trieu Phong, Yoshinori Aono, Takuya Hayashi, Lihua Wang, and Shiho Moriai. Privacy-preserving deep learning via additively homomorphic encryption. *IEEE Trans. Information Forensics and Security*, 13(5):1333–1345, 2018.
5. Martín Abadi, Andy Chu, Ian J. Goodfellow, H. Brendan McMahan, Ilya Mironov, Kunal Talwar, and Li Zhang. Deep learning with differential privacy. In Edgar R. Weippl, Stefan Katzenbeisser, Christopher Kruegel, Andrew C. Myers, and Shai Halevi, editors, *Proceedings of the 2016 ACM SIGSAC Conference on Computer and Communications Security*, pages 308–318. ACM, 2016.
6. Yoshinori Aono, Takuya Hayashi, Le Trieu Phong, and Lihua Wang. Privacy-preserving logistic regression with distributed data sources via homomorphic encryption. *IEICE Transactions*, 99-D(8):2079–2089, 2016.
7. Nicolas Papernot, Martin Abadi, Ulfar Erlingsson, Ian Goodfellow, and Kunal Talwar. Semi-supervised Knowledge Transfer for Deep Learning from Private Training Data, 2017. <https://arxiv.org/abs/1610.05755>. Accepted to ICLR 2017.
8. Yoshinori Aono, Takuya Hayashi, Le Trieu Phong, and Lihua Wang. Scalable and secure logistic regression via homomorphic encryption. In *Proceedings of the Sixth ACM Conference on Data and Application Security and Privacy, CODASPY 2016*, pages 142–144, 2016.

9. Shuang Song, Kamalika Chaudhuri, and Anand D. Sarwate. Stochastic gradient descent with differentially private updates. In *IEEE Global Conference on Signal and Information Processing, GlobalSIP 2013, 2013*, pages 245–248, 2013.
10. Raef Bassily, Adam D. Smith, and Abhradeep Thakurta. Private Empirical Risk Minimization: Efficient Algorithms and Tight Error Bounds. In *55th IEEE Annual Symposium on Foundations of Computer Science, FOCS 2014*, pages 464–473, 2014.
11. Ran Gilad-Bachrach, Nathan Dowlin, Kim Laine, Kristin E. Lauter, Michael Naehrig, and John Wernsing. Cryptonets: Applying neural networks to encrypted data with high throughput and accuracy. In *Proceedings of the 33rd International Conference on Machine Learning, ICML 2016*, pages 201–210, 2016.
12. Jian Liu, Mika Juuti, Yao Lu, and N. Asokan. Oblivious neural network predictions via miniONN transformations. In *Proceedings of the 2017 ACM SIGSAC Conference on Computer and Communications Security, CCS '17*, pages 619–631, New York, NY, USA, 2017. ACM.
13. M. Sadegh Riazi, Christian Weinert, Oleksandr Tkachenko, Ebrahim M. Songhori, Thomas Schneider, and Farinaz Koushanfar. Chameleon: A hybrid secure computation framework for machine learning applications. In *Proceedings of the 2018 on Asia Conference on Computer and Communications Security, ASIACCS '18*, pages 707–721. ACM, 2018.
14. Bitu Darvish Rouhani, M. Sadegh Riazi, and Farinaz Koushanfar. Deepsecure: Scalable provably-secure deep learning. In *Proceedings of the 55th Annual Design Automation Conference, DAC '18*, pages 2:1–2:6. ACM, 2018.
15. Chiraag Juvekar, Vinod Vaikuntanathan, and Anantha Chandrakasan. GAZELLE: A low latency framework for secure neural network inference. In *27th USENIX Security Symposium, USENIX Security 2018.*, pages 1651–1669, 2018.
16. Briland Hitaj, Giuseppe Ateniese, and Fernando Pérez-Cruz. Deep models under the GAN: information leakage from collaborative deep learning. In *Proceedings of the 2017 ACM SIGSAC Conference on Computer and Communications Security, CCS 2017*, pages 603–618, 2017.
17. Ken Chang, Niranjana Balachandar, Carson Lam, Darvin Yi, James Brown, Andrew Beers, Bruce Rosen, Daniel L Rubin, and Jayashree Kalpathy-Cramer. Distributed deep learning networks among institutions for medical imaging. *Journal of the American Medical Informatics Association*, 25:945–954, 2018.
18. Ehsan Hesamifard, Hassan Takabi, Mehdi Ghasemi, and Rebecca N. Wright. Privacy-preserving machine learning as a service. *PoPETs*, 2018(3):123–142, 2018.
19. Payman Mohassel and Yupeng Zhang. SecureML: A system for scalable privacy-preserving machine learning. In *2017 IEEE Symposium on Security and Privacy, SP 2017*, pages 19–38, 2017.
20. Payman Mohassel and Peter Rindal. ABY³: A mixed protocol framework for machine learning. *Cryptology ePrint Archive*, Report 2018/403, 2018. <https://eprint.iacr.org/2018/403>.
21. Keith Bonawitz, Vladimir Ivanov, Ben Kreuter, Antonio Marcedone, H. Brendan McMahan, Sarvar Patel, Daniel Ramage, Aaron Segal, and Karn Seth. Practical secure aggregation for privacy-preserving machine learning. In *Proceedings of the 2017 ACM SIGSAC Conference on Computer and Communications Security, CCS 2017*, pages 1175–1191, 2017.
22. Florian Tramèr, Fan Zhang, Ari Juels, Michael K. Reiter, and Thomas Ristenpart. Stealing Machine Learning Models via Prediction APIs. In *25th USENIX Security Symposium*, pages 601–618, 2016.
23. Oded Goldreich. *The Foundations of Cryptography - Volume 2, Basic Applications*. Cambridge University Press, 2004.
24. Stanford deep-learning tutorial. <http://deeplearning.stanford.edu>.
25. Hongyi Zhang, Moustapha Cissé, Yann N. Dauphin, and David Lopez-Paz. mixup: Beyond empirical risk minimization. *CoRR*, abs/1710.09412, 2017.
26. Geoffrey Hinton. Lecture 6 - RMSProp, COURSERA: Neural networks for machine learning, 2012.
27. Diederik P. Kingma and Jimmy Ba. Adam: A method for stochastic optimization. *CoRR*, abs/1412.6980, 2014.
28. Cynthia Dwork and Moni Naor. On the difficulties of disclosure prevention in statistical databases or the case for differential privacy. *J. Privacy and Confidentiality*, 2(1):93–107, 2010.
29. Xi Wu, Fengang Li, Arun Kumar, Kamalika Chaudhuri, Somesh Jha, and Jeffrey F. Naughton. Bolt-on Differential Privacy for Scalable Stochastic Gradient Descent-based Analytics. In *Proceedings of the 2017 ACM International Conference on Management of Data, SIGMOD Conference 2017*, pages 1307–1322, 2017.
30. Cynthia Dwork, Guy N. Rothblum, and Salil Vadhan. Boosting and Differential Privacy. In *Proceedings of the 2010 IEEE 51st Annual Symposium on Foundations of Computer Science, FOCS '10*, pages 51–60. IEEE Computer Society, 2010.
31. Md. Atiqur Rahman, Tanzila Rahman, Robert Laganière, and Noman Mohammed. Membership Inference Attack against Differentially Private Deep Learning Model. *Transactions on Data Privacy*, 11(1):61–79, 2018.

32. Nitish Srivastava, Geoffrey E. Hinton, Alex Krizhevsky, Ilya Sutskever, and Ruslan Salakhutdinov. Dropout: a simple way to prevent neural networks from overfitting. *Journal of Machine Learning Research*, 15(1):1929–1958, 2014.
33. Prateek Jain, Vivek Kulkarni, Abhradeep Thakurta, and Oliver Williams. To Drop or Not to Drop: Robustness, Consistency and Differential Privacy Properties of Dropout. *CoRR*, abs/1503.02031, 2015.
34. Reza Shokri, Marco Stronati, Congzheng Song, and Vitaly Shmatikov. Membership Inference Attacks Against Machine Learning Models. In *2017 IEEE Symposium on Security and Privacy, SP 2017*, pages 3–18, 2017.
35. George Danezis and Claudia Diaz. A Survey of Anonymous Communication Channels, February 2008. <https://www.microsoft.com/en-us/research/publication/a-survey-of-anonymous-communication-channels/>.
36. Milad Nasr, Reza Shokri, and Amir Houmansadr. Machine Learning with Membership Privacy using Adversarial Regularization. In *Proceedings of the 2018 ACM SIGSAC Conference on Computer and Communications Security, CCS 2018*, pages 634–646, 2018.
37. Yann Lecun, Lon Bottou, Yoshua Bengio, and Patrick Haffner. Gradient-based learning applied to document recognition. In *Proceedings of the IEEE*, pages 2278–2324, 1998.
38. Deep learning tutorials. <http://deeplearning.net/tutorial/>.
39. Credit card fraud detection. <https://www.kaggle.com/mlg-ulb/creditcardfraud>.
40. The CIFAR10 dataset. <https://www.cs.toronto.edu/~kriz/cifar.html>.
41. Keras CIFAR10 CNN example. https://github.com/keras-team/keras/blob/master/examples/cifar10_cnn.py.
42. Keras CIFAR10 Resnet example. https://github.com/keras-team/keras/blob/master/examples/cifar10_resnet.py.
43. Kaiming He, Xiangyu Zhang, Shaoqing Ren, and Jian Sun. Deep Residual Learning for Image Recognition. In *2016 IEEE Conference on Computer Vision and Pattern Recognition, CVPR 2016*, pages 770–778, 2016.
44. Kaiming He, Xiangyu Zhang, Shaoqing Ren, and Jian Sun. Identity Mappings in Deep Residual Networks. In *Computer Vision - ECCV 2016*, pages 630–645, 2016.
45. Reproduced ResNet on CIFAR-10 and CIFAR-100 dataset. <https://github.com/tensorflow/models/tree/master/research/resnet>.