

Posterior consistency for n in the binomial (n, p) problem with both parameters unknown - with applications to quantitative nanoscopy

Laura Fee Schneider^{*1}, Johannes Schmidt-Hieber^{†2}, Thomas Staudt^{‡1}, Andrea
Krajina^{§1}, Timo Aspelmeier^{¶1}, and Axel Munk^{||1,3}

¹Institute for Mathematical Stochastics, University of Göttingen

²Mathematical Institute, Leiden University

³Max Planck Institute for Biophysical Chemistry, Göttingen

Abstract

The estimation of the population size n from k i.i.d. binomial observations with unknown success probability p is relevant to a multitude of applications and has a long history. Without additional prior information this is a notoriously difficult task when p becomes small, and the Bayesian approach becomes particularly useful.

In this paper we show posterior contraction as $k \rightarrow \infty$ in a setting where $p \rightarrow 0$ and $n \rightarrow \infty$. The result holds for a large class of priors on n which do not decay too fast. This covers several known Bayes estimators as well as a new class of estimators, which is governed by a scale parameter. We provide a comprehensive comparison of these estimators in a simulation study and extend their scope of applicability to a novel application from super-resolution cell microscopy.

AMS 2010 Subject Classification: Primary 62G05; secondary 62F15, 62F12, 62P10, 62P35

*laura-fee.schneider@mathematik.uni-goettingen.de

†schmidthieberaj@math.leidenuniv.nl

‡thomas.staudt@stud.uni-goettingen.de

§andrea.krajina@mathematik.uni-goettingen.de

¶timo.aspelmeier@mathematik.uni-goettingen.de

||munk@math.uni-goettingen.de

Keywords: Bayesian estimation, posterior contraction, binomial distribution, beta-binomial likelihood, quantitative cell imaging, improper prior

1 Introduction and motivation

Presumably, the binomial distribution $\text{Bin}(n, p)$ is the most fundamental and simple model for the repetition of independent success/failure events. When both parameters p and n are unknown, which is the topic of this paper, it serves as a basic model for many applications. For example, n corresponds to the population size of a certain species (Otis et al., 1978; Royle, 2004; Raftery, 1988), the number of defective appliances (Draper and Guttman, 1971) or the number of faults in software reliability (Basu and Ebrahimi, 2001). In Section 4 we elaborate on a novel application where n is the number of unknown fluorescent markers in quantitative super-resolution microscopy (Hell, 2009; Aspelmeier et al., 2015).

Accordingly, joint estimation of the population size n and the success probability p of a binomial distribution from k independent observations has a long history dating back to Fisher (1941). In contrast to the problem of estimating p or n when one of the parameters is known (Lehmann and Casella, 1996), this is a much more difficult issue. Fisher suggested the use of the sample maximum (which is a consistent estimator for n as $k \rightarrow \infty$) and argued that the estimator is always "good", as long as the sample size is large enough. In fact, if $X_1, \dots, X_k \stackrel{i.i.d.}{\sim} \text{Bin}(n, p)$ for fixed n and p , the sample maximum converges exponentially fast to n as $k \rightarrow \infty$ since

$$\mathbb{P}\left(\max_{i=1, \dots, k} X_i = n\right) = 1 - \mathbb{P}\left(\max_{i=1, \dots, k} X_i < n\right) = 1 - (1 - p^n)^k. \quad (1.1)$$

While true asymptotically, the maximum very strongly underestimates the true n even for relatively large sample size k if the probability of success is small. This is explicitly quantified in DasGupta and Rubin (2005): if $p = 0.1$ and $n = 10$, then the sample size k needs to be larger than 3635 to ensure that $\mathbb{P}(\max_{i=1, \dots, k} X_i \geq n/2) \geq 1/2$. If $p = 0.1$ and $n = 20$, one would need a sample size of more than $k = 900,000$ to guarantee the same probability statement as above.

This fallacy of the sample maximum can be explicitly seen in a refined asymptotic analysis for n and p as well. By Bernoulli inequality and since $1 - x \leq e^{-x}$, it follows from (1.1) that

$$1 - e^{-kp^n} \leq \mathbb{P}\left(\max_{i=1, \dots, k} X_i = n\right) \leq kp^n,$$

which means that if $kp^n \rightarrow 0$, the sample maximum is no longer a consistent estimator of n . This occurs, for example, in the domain of attraction of the Poisson distribution, i.e.,

when $n \rightarrow \infty$, $p \rightarrow 0$ and $np \rightarrow \mu \in (0, \infty)$ as $k \rightarrow \infty$ and $\log(k) \leq n$, since

$$\begin{aligned} kp^n &= \exp\{\log(k) + n \log(p)\} \sim \exp\{\log(k) - n \log(n)\} \\ &\leq \exp\{\log(k) - \log(k) \log(\log(k))\} \rightarrow 0, \text{ as } k \rightarrow \infty. \end{aligned}$$

In fact, when $np \rightarrow \mu$ both parameters become indistinguishable and this asymptotic scenario serves as a limiting benchmark for the $\text{Bin}(n, p)$ problem to become solvable. However, in many applications the small p regime (rare events) is the relevant one (see the references below and Section 4), and this will be the topic of this paper.

A variety of methods addressing this issue and improving over the sample maximum have been provided over the last decades but a final answer remains elusive until today. Broadly speaking, a major lesson from these attempts to obtain better estimators (see Section 2.1 for a detailed discussion) seems that in this difficult regime further information on n and p is required to obtain estimators performing reasonably well. This asks for a Bayesian approach. An early Bayesian estimator of the binomial parameters (N, P) , now considered as random, dates back to Draper and Guttman (1971), who suggested the mode of the posterior distribution for a uniform prior on $\{1, \dots, N_0\}$ for N and a $\text{Beta}(a, b)$ prior for P . Here, $N_0 \in \mathbb{N}$ is fixed and the parameters $a, b > 0$ are usually chosen as $a = b = 1$, which yields the standard uniform distribution. Later Raftery (1988), Günel and Chilko (1989), Hamedani and Walter (1988) and Berger et al. (2012) provided further estimators, which mainly differ in their choices of loss functions and prior distributions for N and P . A hierarchical Bayes approach is introduced in Raftery (1988) with a Poisson prior on N with mean μ , which implies a Poisson distribution with parameter $\lambda = \mu p$ as the marginal distribution of each observation. The prior for the pair (λ, P) is chosen proportional to $1/\lambda$, which is equivalent to a product prior for the pair (N, P) with the prior for N proportional to $1/n$ and the standard uniform prior for P . Raftery (1988) suggested to minimize the Bayes risk with respect to the relative quadratic loss, which seems particularly suitable for estimating n and will be adopted in this paper as well. From extensive simulation studies (see the afore mentioned references and Section 3), it is known that such Bayesian estimators of n deliver numerically good results, in general. However, to the best of our knowledge, there is no rigorous theoretical underpinning of these findings. In particular, nothing is known about the posterior concentration of such estimators, and no systematic understanding of the role of the prior has been established.

Our contribution to this topic is threefold: (i) we propose a new class of Bayesian estimators for n , generalizing the approach in Raftery (1988), and (ii) we prove the posterior contraction for n . The posterior contraction result holds for a wide class of priors for n and does not depend on the choice of the loss function. It implies consistency in a general asymptotic setting of the introduced class of estimators as well as of many (and with small

changes even all) Bayesian estimators mentioned above. Finally (iii), we extend the i.i.d. $\text{Bin}(n, p)$ model to a regression setting and apply our Bayes approach to count the number of fluorophores from super-resolution images, which is considered a difficult task.

Ad (i). For the new class of estimators, which we call the *scale estimators*, we consider k independent random variables X_1, \dots, X_k from a $\text{Bin}(N, P)$ distribution. Denote $\mathbf{X}^k := (X_1, \dots, X_k)$ and $M_k := \max_{i=1, \dots, k} X_i$. We assume a product prior for the pair (N, P) , where the prior for P is $\Pi_P \sim \text{Beta}(a, b)$ for some $a, b > 0$, and Π_N , the prior for N , satisfies $\Pi_N(n) \propto n^{-\gamma}$ for $\gamma > 1$. Independence of N and P is a common assumption and also justified in our example (Section 4) based on physical considerations. The scale estimator is then defined as the minimizer of the Bayes risk with respect to the relative quadratic loss, $l(x, y) = (x/y - 1)^2$. Following Raftery (1988), it is given by

$$\hat{n} := \frac{\mathbb{E} \left[\frac{1}{N} \mid \mathbf{X}^k \right]}{\mathbb{E} \left[\frac{1}{N^2} \mid \mathbf{X}^k \right]} = \frac{\sum_{n=M_k}^{\infty} \frac{1}{n} L_{a,b}(n) \Pi_N(n)}{\sum_{n=M_k}^{\infty} \frac{1}{n^2} L_{a,b}(n) \Pi_N(n)}, \quad (1.2)$$

where $L_{a,b}(n)$ is the beta-binomial likelihood, see, e.g., Carroll and Lombard (1985). In existing literature (Berger et al., 2012; Link, 2013), the Bayesian estimator of n with the prior $\Pi_N(n) \propto 1/n$ is often called the scale estimator. Even though we do not allow $\gamma = 1$ in the above definition since it leads to an improper prior (see, however, Theorem 2 for a proper modification of these estimators for $0 \leq \gamma \leq 1$, which makes them accessible to our theory), we adopt this name for the new class of estimators.

Ad (ii). We show posterior consistency in a quite general setting, where the prior distribution Π_N can be chosen freely as long as it is a well-defined probability distribution satisfying

$$\Pi_N(n) \geq \beta e^{-\alpha n^2}, \quad n \in \mathbb{N} \quad (1.3)$$

for some positive constants α and β . In our asymptotic setting we consider sequences of parameters $(n_k, p_k)_k$ that may depend on the sample size k and are described by the class

$$\mathcal{M}_\lambda := \left\{ (n_k, p_k)_k : 1/\lambda \leq n_k p_k \leq \lambda, \quad n_k \leq \lambda \sqrt[6]{k/\log(k)} \right\}. \quad (1.4)$$

for $\lambda > 1$. We show that

$$\sup_{(n_k^0, p_k^0) \in \mathcal{M}_\lambda} \mathbb{E}_{n_k^0, p_k^0} [\Pi(N \neq n_k^0 \mid \mathbf{X}^k)] \rightarrow 0, \quad \text{as } k \rightarrow \infty,$$

where $X_1, \dots, X_k \stackrel{i.i.d.}{\sim} \text{Bin}(n_k^0, p_k^0)$. This is the main result of the paper and it will be formally stated as Theorem 1 in Section 2.

The recent advances on posterior contraction focus mainly on nonparametric or semiparametric models (Ghosal et al., 2000; Ghosal and van der Vaart, 2017) and posterior contraction for model selection in high-dimensional setups (Castillo and van der Vaart, 2012; Castillo et al., 2015; Gao et al., 2015). Discrete models with complex structure have not yet been studied and it appears difficult to approach them by a general treatment. Our proof uses earlier work on maximum likelihood estimation by Hall (1994) and opens another route to establish posterior consistency beyond the standard approach via testing, see Schwartz (1965).

In the binomial model, posterior consistency for fixed parameters n and p with the priors above follows already by Doob’s consistency theorem, see, e.g., van der Vaart (1998). To the best of our knowledge, no refined asymptotic result for a Bayesian approach to estimate n when p is unknown exists. Our result shows consistency of the marginal posterior distribution of N even in the challenging and relevant case of $n_k \rightarrow \infty$ and $p_k \rightarrow 0$ as $k \rightarrow \infty$ as long as $(n_k, p_k)_k \in \mathcal{M}_\lambda$. The difficulty of this setup comes from the convergence of the binomial distribution to the Poisson distribution with parameter $\mu = \lim_{k \rightarrow \infty} np$ as $n = n_k \rightarrow \infty$ and $p = p_k \rightarrow 0$. We have seen that the sample maximum is consistent as long as $kp^n \rightarrow \infty$, for which $e^n = o(k)$ is necessary (but not sufficient, see Lemma 5 for more details). In contrast, the definition of the class \mathcal{M}_λ implies that $n^{6+\epsilon} = O(k)$ for $\epsilon > 0$ is already sufficient for the posterior consistency of the suggested Bayes approach. We stress that a simulation study in Schneider et al. (2018) suggests that the rate in Theorem 1 cannot be relaxed significantly, as numerically posterior consistency is only observed up to $n^4 = O(k)$.

The posterior contraction result holds for the introduced scale estimators with $\Pi_N(n) \propto n^{-\gamma}$, $\gamma > 1$. The improper priors with $0 \leq \gamma \leq 1$ satisfy the assumptions under slight modifications, which are described in Theorem 2 in Section 2. With these modifications (restricting the support of N) the estimators of Draper and Guttman (1971) and Raftery (1988) are also covered by our theory. Our Theorems are applicable to many other Bayes estimators, as well. For example, Theorem 1 holds for the estimator in Günel and Chilko (1989), where a Gamma prior for N is suggested, and for the estimator in Hamedani and Walter (1988), which suggests either a poisson prior on N or an improper prior that can be considered via Theorem 2.

Ad (iii). Modern cell microscopy allows visualizing proteins and their modes of interaction during activity. It has become an indispensable tool for understanding biological function, transport and communication in the cell and its compartments, especially since the development of super-resolution nanoscopy (highlighted by the 2014 Nobel Prize in

Chemistry). These techniques enable imaging of individual proteins through photon counts obtained from fluorescent markers (fluorophores), which are tagged to the specific protein of interest and excited by a laser beam (see Hell (2015) for a recent survey). In this paper, we are concerned with single marker switching (SMS) microscopy (Betzig et al., 2006; Rust et al., 2006; Hess et al., 2006; Fölling et al., 2008) where the emission of photons, which are then recorded, is inherently random: after laser excitation a fluorophore undergoes a complicated cycling through (typically unknown) quantum mechanical states on different time scales. This severely hinders a precise determination of the number of molecules at a certain spot in the specimen, see, e.g., Lee et al. (2012), Rollins et al. (2015), Aspelmeier et al. (2015). In Section 4 we show how the number of fluorophores can be obtained from a modified (n, p) -Binomial model when they occur in clusters of similar size in the biological sample. A common difficulty in such experiments is that the number of active markers decreases over the measurement process due to bleaching effects. We show that the initial number $n^{(0)}$ can still be estimated from observations $X^{(t)} \sim \text{Bin}(n^{(t)}, p)$ at different time points t . We can link $n^{(0)}$ to $X^{(t)}$ by an exponential decay $n^{(t)} = n^{(0)}(1 - B)^t$, which is known to be valid on physical grounds. This results now in a variant of the (n, p) -Binomial model, where the bleaching probability B of a fluorophore can be estimated jointly with $n^{(0)}$ within this model. This allows us to determine the number of fluorophores $n^{(0)}$ on DNA origami test beds with high accuracy.

This paper is organized as follows. Our main result on posterior contraction and the discussion on the asymptotics of other estimators for n can be found in Section 2. Section 3 contains an extensive simulation study comparing the finite sample properties of those estimators and investigating robustness against model deviations from the $\text{Bin}(n, p)$ model relevant to our data example. In Section 4 the data example is presented. The proof of the posterior contraction and some auxiliary results about binomial random variables are stated in Section 5. Further auxiliary technicalities are deferred to the Appendix A.

2 Posterior contraction for \mathbf{n}

Throughout the following X_1, \dots, X_k are independent random variables with a $\text{Bin}(N, P)$ distribution. We assume a product prior $\Pi_{(N, P)} = \Pi_N \Pi_P$ for the pair (N, P) . For P we choose a $\text{Beta}(a, b)$ prior with parameters $a, b > 0$. It is the conjugate prior suggested in Draper and Guttman (1971) and widely used. The prior Π_N for N can be chosen as any proper probability distribution on the positive integers such that (1.3) holds for some $\alpha, \beta > 0$. Write $\mathbf{X}^k = (X_1, \dots, X_k)$, $M_k = \max_{i=1, \dots, k} X_i$ and $S_k := \sum_{i=1}^k X_i$. For $A \subset [0, 1]$

and $n \in \mathbb{N}$, the joint posterior distribution for P and N is then given by

$$\Pi(P \in A, N = n | \mathbf{X}^k) = \frac{\int_A t^{S_k+a-1}(1-t)^{kn-S_k+b-1} dt \cdot \prod_{i=1}^k \binom{n}{X_i} \cdot \Pi_N(n)}{\sum_{m=1}^{\infty} \int_0^1 t^{S_k+a-1}(1-t)^{km-S_k+b-1} dt \cdot \prod_{i=1}^k \binom{m}{X_i} \cdot \Pi_N(m)}$$

if $n \geq M_k$ and $\Pi(P \in A, N = n | \mathbf{X}^k) = 0$ otherwise. The marginal posterior likelihood function for N is thus

$$\Pi(N = n | \mathbf{X}^k) \propto \prod_{i=1}^k \binom{n}{X_i} \frac{\Gamma(kn - S_k + b) \Gamma(S_k + a)}{\Gamma(kn + a + b)} \mathbf{1}(n \geq M_k) \Pi_N(n) =: L_{a,b}(n) \Pi_N(n),$$

where $\mathbf{1}(\cdot)$ denotes the indicator function and $L_{a,b}(\cdot)$ is the beta-binomial likelihood, see, e.g., Carroll and Lombard (1985).

The main result is stated in the following theorem and shows posterior contraction for n in the asymptotic setting described by sequences of parameters $(n_k, p_k)_k \in \mathcal{M}_\lambda$ as defined in equation (1.4).

Theorem 1. *Conditionally on $N = n_k^0$ and $P = p_k^0$ let $X_1, \dots, X_k \stackrel{i.i.d.}{\sim} \text{Bin}(n_k^0, p_k^0)$. For any prior distribution $\Pi_{(N,P)} = \Pi_N \Pi_P$ with $\Pi_P = \text{Beta}(a, b)$, $a, b > 0$, and where Π_N is a probability distribution such that (1.3) holds, we have uniform posterior contraction over \mathcal{M}_λ in (1.4) for $\lambda > 1$, i.e.,*

$$\sup_{(n_k^0, p_k^0)_k \in \mathcal{M}_\lambda} \mathbb{E}_{n_k^0, p_k^0} [\Pi(N \neq n_k^0 | \mathbf{X}^k)] \rightarrow 0, \text{ as } k \rightarrow \infty.$$

As mentioned in the introduction, from Theorem 1 follows posterior consistency for the Bayesian estimators in equation (1.2) and the ones in Hamedani and Walter (1988) and Günel and Chilko (1989), when considering parameter sequences in \mathcal{M}_λ . The estimator in Draper and Guttman (1971) is based on a beta prior for P and a uniform prior on $\{1, \dots, N_0\}$ for some $N_0 \in \mathbb{N}$ for N . Since $n_k > N_0$ cannot be excluded for k large enough, assumption (1.3) is not fulfilled in this case. The estimators in Raftery (1988), Berger et al. (2012) and Link (2013) violate the conditions of Theorem 1 as well, since they are based on an improper prior on N proportional to $1/n$. However, we can still extend our result to modifications of these estimators, where the support of N is bounded but increases with k .

Theorem 2. *Theorem 1 holds if we exchange Π_N by $\Pi_{N,k}(n) \propto \frac{1}{n^\gamma} \mathbf{1}_{[1, T_k]}(n)$ with $\gamma \in [0, 1]$, where T_k satisfies*

$$\lambda \sqrt[6]{k/\log(k)} \leq T_k < \begin{cases} (\exp\{\alpha k^{1/3}\} / \beta)^{\frac{1}{1-\gamma}}, & \gamma < 1, \\ \exp\{\exp\{\alpha k^{1/3}\} / \beta\}, & \gamma = 1, \end{cases} \quad (2.1)$$

for all k and some positive constants α and β .

Remark 1. *Theorem 1 and Theorem 2 still hold true if we allow λ in \mathcal{M}_λ to increase with k , as long as $\lambda_k = o(\log(k)^{1/14})$. This statement follows by verifying the conditions on the constants in the proof of Theorem 1 and their dependence on λ . The strongest restriction results from equation (5.8) and depends on Lemma 3.*

2.1 Asymptotic results for frequentist methods: constrained and compared

In the following we present various existing asymptotic results for frequentist estimators and put them into perspective to Theorem 1, highlighting the differences of their respective asymptotic settings to the one described by the set \mathcal{M}_λ .

Early estimators based on the method of moments and the maximum likelihood approach can be found in Haldane (1941) and Blumenthal and Dahiya (1981). Their properties are further studied in Olkin et al. (1980), where it is shown that the estimators for n , when both n and p are unknown and p is small, are highly irregular and stabilized versions of the two estimators are proposed. Two estimators were introduced more recently in DasGupta and Rubin (2005): the first one is another modification of the method of moments estimator, and the second one is a bias correction of the sample maximum. The asymptotic behavior of these two estimators is also known. For the new moments estimator, \hat{n}_{NME} , it holds that, as $k \rightarrow \infty$,

$$\sqrt{k}(\hat{n}_{\text{NME}} - n) \xrightarrow{\mathcal{D}} \mathcal{N}(0, 2\gamma^2 n(n-1)),$$

where n is fixed and $\gamma > 0$ is a tuning parameter to be chosen by the practitioner. For the bias corrected sample maximum, \hat{n}_{bias} say, it holds for n fixed, as $k \rightarrow \infty$:

$$(nk)^{1/(n-1)}(\hat{n}_{\text{bias}} - n) \xrightarrow{\mathcal{D}} \delta_1,$$

where δ_1 denotes the Dirac measure at 1.

In Carroll and Lombard (1985) a further modification of the maximum likelihood estimator is introduced. The estimator is the maximizer of the beta-binomial likelihood for n , where a beta density is assumed for p and p is integrated out. The Carroll-Lombard estimator is nearly equivalent to the Bayesian Draper-Guttman estimator (e.g., for N_0 large they produce the same estimates), since the Carroll-Lombard estimator can be understood as a maximum a posteriori (MAP) Bayesian estimator of n with an improper uniform prior on \mathbb{N} . That means, if we bound the set of values where a maximum can be attained to $\{1, \dots, T_k\}$, then Theorem 2 with $\gamma = 0$ applies to the Carroll-Lombard estimator as well. This extends the classical asymptotic normality result of the Carroll-Lombard estimator

\hat{n}_{CL} , which holds for p constant, $n \rightarrow \infty$ and $\sqrt{k}/n \rightarrow 0$ as $k \rightarrow \infty$:

$$\sqrt{k} \left(\frac{\hat{n}_{\text{CL}} - n}{n} \right) \xrightarrow{\mathcal{D}} \mathcal{N}(0, 2(1-p)^2/p^2).$$

All of the results above hold for either n or p fixed and hence provide only limited insight into the situation when p is small. A notable extension is discussed in Hall (1994). There, it is shown for $n = n_k \rightarrow \infty$ and $p = p_k \rightarrow 0$ as $k \rightarrow \infty$ that

$$\frac{p\sqrt{k}}{2} \left(\frac{\hat{n}_{\text{CL}} - n}{n} \right) \xrightarrow{\mathcal{D}} \mathcal{N}(0, 1),$$

if $np \rightarrow \mu \in (0, \infty)$ and $kp^2 \rightarrow \infty$ as $k \rightarrow \infty$. Note that this result, like the previous, studies the limiting distribution of the relative difference, where $\hat{n} - n$ is scaled by n . In contrast, we show posterior contraction to the exact value $\hat{n} = n$. This explains that Hall (1994) can allow a faster rate ($n = o(k^2)$) than in our setting where $n = O(\sqrt[6]{k/\log(k)})$. Also note that the above result is one specific scenario in a broader context and relies on further technical conditions, like n to be lower bounded by some positive power of k .

3 Simulation study

In this section we investigate the finite sample performance of Bayesian estimators numerically for different choices of priors Π_P and Π_N . We compare the following estimators that we introduced in the previous sections.

- (SE) The scale estimator $\text{SE}(\gamma)$ with $\Pi_P = \text{Beta}(a, b)$ and $\Pi_N(n) \propto n^{-\gamma}$. We consider both proper prior distributions ($\gamma > 1$), and improper ones ($0 \leq \gamma \leq 1$). The beta prior is chosen such that P has expectation \hat{p} , where $\hat{p} \in (0, 1]$ is a first guess for the probability of success, which might roughly be known beforehand. We select a to be 1 or 2 and set $b = b(\hat{p}) := a/\hat{p} - a$. The scale factor γ needs to be chosen. Note that the Raftery estimator is equivalent to the scale estimator with $\gamma = 1$ and $a = b = 1$.
- (DGE) The Draper-Guttman estimator $\text{DGE}(N_0)$. The parameters a and b of the beta distribution are selected in the same way as for the scale estimator. The upper bound N_0 should be selected sufficiently large to avoid underestimation.

We look at the SE with $\gamma \in \{0, 0.5, 1, 2, 3\}$ and the DGE with $N_0 = 500$. In case of an improper prior ($\gamma \leq 1$), Theorem 2 applies, and the posterior distribution is well defined as long as $a + \gamma > 1$ (see Kahn (1987) for a cautionary note on this problem). We also employ the estimator $\text{SE}(0)$ with $a = 1$, for which the posterior does not exist (so it is no Bayes estimator), but which still produces finite estimates.

General performance. Our first simulation study is based on 1000 samples of size $k \in \{30, 100, 300\}$ from a binomial distribution $\text{Bin}(n_0, p_0)$ for $n_0 \in \{20, 50\}$ and $p_0 \in \{0.05, 0.1, 0.3\}$. For all pairs (n_0, p_0) and each estimator \hat{n} we simulate:

- the relative mean squared error (RMSE), given by $\mathbb{E} \left[\left(\frac{\hat{n}}{n_0} - 1 \right)^2 \right]$,
- the bias $\mathbb{E} [\hat{n}] - n_0$ of the estimator.

We set $\hat{p} = p_0$ in the beta prior for this simulation and study the influence of the parameter γ . In Table 1, we present the estimators that have the lowest RMSE and the lowest bias for the different choices of k . The outcome advises to select smaller values of γ , the smaller p_0 is expected to be. Note that the DG estimator with large values N_0 is similar to the MAP estimator with the improper prior $\gamma = 0$. Thus, it is not surprising that there is only little difference between the performance of DG(500) and SE(0) in the simulations. Both of them perform superior in the regime of very small p_0 . Still, one should be aware that a small γ increases the variance of the posterior and therefore of the estimates. For this reason, higher choices of γ become preferable for low RMSEs as k increases. The similarity of Table 1 (A) and (B) for $n_0 = 20$ and $n_0 = 50$ suggests that the influence of n_0 is much weaker than the one of p_0 for the optimal estimator choice.

(A) $n_0 = 20$				(B) $n_0 = 50$			
p_0	k	RMSE	bias	p_0	k	RMSE	bias
0.05	30	DGE(500)	SE(0)	0.05	30	DGE(500)	SE(0)
0.05	100	DGE(500)	SE(0)	0.05	100	DGE(500)	SE(0)
0.05	300	SE(0.5)	DGE(500)	0.05	300	SE(0.5)	DGE(500)
0.1	30	DGE(500)	SE(0)	0.1	30	DGE(500)	SE(0)
0.1	100	SE(0.5)	DGE(500)	0.1	100	SE(0.5)	DGE(500)
0.1	300	SE(1)	DGE(500)	0.1	300	SE(1)	SE(0.5)
0.3	30	SE(2)	SE(1)	0.3	30	SE(1)	SE(0.5)
0.3	100	SE(3)	DGE(500)	0.3	100	SE(3)	DGE(500)
0.3	300	SE(3)	SE(2)	0.3	300	SE(3)	DGE(500)

TABLE 1: Overview of the estimators with the smallest RMSE and the smallest absolute bias for $a = 2$ and $b = 2/p_0 - 2$.

Our next numerical study covers a setting that is motivated by the data example in Section 4, where $p_0 \approx 0.0339$ and $k = 94$. We therefore set $p_0 = 0.0339$ and $k = 94$, and we select $n_0 = 15$. Our focus lies on the effect of the parameters a and b , and particularly

on the stability of the results with respect to misspecification of the guess \hat{p} . To this end, we consider four different scenarios: no information about p_0 (setting $\hat{p} = 0.5$), perfect information ($\hat{p} = p_0$), underestimation ($\hat{p} = 0.5 p_0$), and overestimation ($\hat{p} = 1.5 p_0$).

The results in Table 2 show that it is advantageous to choose a small γ and a unimodal beta prior (i.e., $a = 2$) if p_0 is known. If we have no information or are overestimating, it is again advisable to select $\gamma = 0$, while choosing a less confident prior for P with $a = 1$. In contrast, underestimation of p_0 leads to high instabilities and substantial overestimation of n_0 if γ is small. Here, estimators with proper priors for $\gamma = 1$ and 2 perform very well: the tendency for overestimation caused by the choice $\hat{p} = 0.5 p_0$ is compensated by the tendency for underestimation in case of higher values of γ .

\hat{p}	a	estimator	RMSE	bias	\hat{p}	a	estimator	RMSE	bias
0.5	1	SE(0.5)	0.478	-10.17	1.5 p_0	1	SE(0)	0.12	-3.73
	1	SE(0)	0.395	-9		2	SE(0)	0.121	-4.69
p_0	2	DGE(500)	0.034	-0.266	0.5 p_0	1	SE(1)	0.036	-0.032
	2	SE(0)	0.036	-0.043		2	SE(2)	0.025	-0.55

TABLE 2: The two estimators that perform best under different choices of \hat{p} for $n_0 = 15$, $p_0 = 0.0339$, and $k = 94$. The respective values of b are given by $b(\hat{p}) = a/\hat{p} - a$.

The general lesson seems to be that the smaller p_0 , the more difficult it becomes to estimate n_0 and the smaller we want to choose γ . A smaller γ , however, increases the variance of the posterior distribution and leads to estimators that are more sensitive against misspecification of \hat{p} in the beta prior. This is investigated in Table 3, where we compare the sensitivity of estimators corresponding to $\gamma = 0$ and $\gamma = 1$. We see that misspecifying $\hat{p} = 0.5 p_0$ leads to severe overestimates $\mathbb{E}[\hat{n}] \approx 2 n_0$ for DGE(500), while SE(1) is less sensitive. Selecting $\gamma = 0$ can therefore help to estimate n_0 in very difficult scenarios, but it can also lead to heavily biased results if \hat{p} is chosen too small.

Robustness. Motivated by our data example in Section 4, we also investigate the situation where n may slightly vary within the sample. This appears to be relevant in many other situations as well, e.g., the (unknown) population size of a species may vary from experiment to experiment in the capture-recapture method. Whereas varying probabilities p have been investigated in Basu and Ebrahimi (2001), models with a varying population size n have not received any attention in the previous research.

We consider 1000 repetitions of size $k = 100$, where each observation X_i , $i = 1, \dots, k$, is generated from a $\text{Bin}(n_i, p_0)$ distribution. Each n_i is in turn a realization of a binomial

estimator	\hat{p}	RMSE	bias
SE(1)	p_0	0.122	-4.85
	$0.5 p_0$	0.129	4.43
	$1.5 p_0$	0.279	-7.73
DGE(500)	p_0	0.034	-0.27
	$0.5 p_0$	1.002	14.32
	$1.5 p_0$	0.139	-5.09

TABLE 3: Sensitivity of SE(1) and DGE(500) against misspecification of \hat{p} . The value a is set to 2. All other parameters are selected like in Table 2. Note that the behavior of DGE(500) and SE(0) is comparable in this setting.

random variable $N \sim \text{Bin}(\tilde{n}, \tilde{p})$. For each sample, p_0 is drawn from a Beta(2, 38) distribution with expectation 0.05. To test the influence of the varying parameter n_i , we compare the performance of the estimators in the described scenario to their performance on binomial samples with a constant n_0 (chosen as the integer nearest to $\mathbb{E}[N] = \tilde{n}\tilde{p}$) and the same realizations p_0 . We calculate the RMSE with respect to n_0 for both scenarios and present the RMSE for $X_i \sim \text{Bin}(n_i, p)$ divided by the RMSE in the i.i.d. case. The ratios in Table 4 verify a stable performance of the estimators in this setting since all values are close to 1. The parameters in Table 4 are chosen close to the data example in Section 4 with $\tilde{n} \in \{8, 22\}$ and $\tilde{p} = 0.7$, but further simulations (not shown) confirmed the stability for other parameter choices, like $\tilde{p} = 0.5$ or $\tilde{p} = 0.9$, as well. Hence, in summary, we find that for inhomogeneous (random) N all estimators perform quite similar to the situation of a homogeneous (constant) n_0 ($\approx \mathbb{E}[N]$).

	$\tilde{n} = 8$	$\tilde{n} = 22$
estimator	RMSE-R	RMSE-R
SE(0.5)	1.022	1.130
SE(1)	1.011	1.067
SE(2)	1.020	1.010
DGE(500)	1.032	1.073
RE	0.988	0.981

TABLE 4: Ratios of the RMSE for i.i.d. and non-i.i.d. samples (RMSE-R) for the estimators SE(γ), DGE(N_0), and the Raftery estimator RE. The beta prior in SE and DGE is defined by $a = 2$ and $b = 38$.

4 Data example

In this section we extend the previously described Bayesian estimation methods to quantify the number of fluorescent molecules in a specimen recorded with super-resolution microscopy. Reliable methods to count such molecules are highly relevant to quantitative cell biology, for example, to determine the number of proteins of interest in a compartment of the cell, see, e.g., Lee et al. (2012), Rollins et al. (2015), Ta et al. (2015), Aspelmeier et al. (2015) or Karathanasis et al. (2017) and references therein.

Experimental setup. Data has been recorded at the Laser-Laboratorium Göttingen e.V. During experimental preparation so called DNA origami (Schmied et al., 2014), tagged with the fluorescent marker Alexa647, were dispersed on a cover slip. DNA origami are nucleotide sequences which have been engineered in such a way that the origami folds itself into a desired shape (see Fig. 1A). Fluorescent molecules (fluorophores), which are equipped with an “anchor” that sticks to a specific region of the origami, are attached to the origami molecules. In the experiment, Alexa647 fluorophores with 22 different types of anchors were used, each one matching a different anchor position on the origami (see Fig. 1A). Therefore, at most 22 fluorophores can be attached to a single origami. The pairing itself is random (so not every possible anchor position needs to be occupied) and is expected to occur with a probability between 0.6 and 0.75, according to producer specifications.

Fundamental to super-resolution microscopy is the switching behavior of the fluorophores. A fluorophore can be in two different states (“on” or “off”) but only emits light in the “on” state. When excited with a laser beam, it switches between these “on” and “off” states until it bleaches, i.e., reaches an irreversible “off” state. During the course of the experiment, an image sequence of several origami distributed on a cover slip is recorded over a period of a few minutes (see the movie supplement material). The exposure time for one image (denoted as frame) is 15 ms. Switching of fluorophores between “on” and “off” states is necessary to achieve super-resolution, which denotes the ability to discern markers with distance below the diffraction limit achievable with visible light of about 250 – 500 nm (Hell, 2009). Such fluorophores could not be discerned by conventional microscopy. Super-resolution becomes possible by separating photon emissions of spatially close molecules in time. This is realized by applying a low laser intensity, such that only a small fraction of fluorophores switches in the “on” state for a given frame. Hence, it is very unlikely that nearby fluorophores emit photons at the same time (see, e.g., Betzig et al. (2006), Rust et al. (2006), Hess et al. (2006), Fölling et al. (2008) for different variants of this principle). By this method, an increased resolution of up to 20 – 30 nm can be achieved.

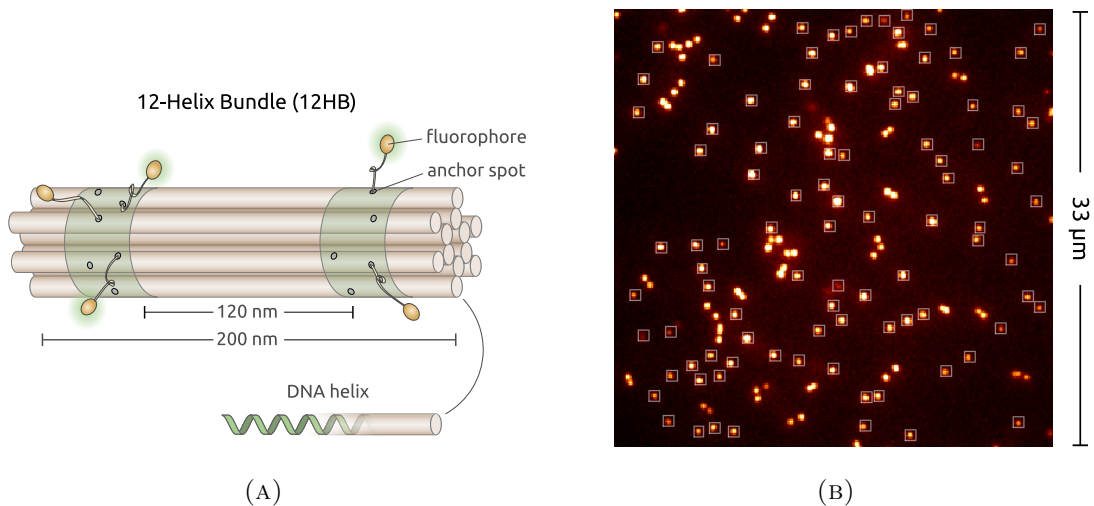


FIGURE 1: (A) Schematic drawing of the DNA-origami used in the experiment. The origami is a tube-like structure that consists of 12 suitably folded DNA helices. In each of the two highlighted green regions up to 11 fluorescence markers can anchor. (B) First frame from the sequence of microscopic images. The 94 regions of interest (ROIs) that were chosen for analysis are identified by white boxes. The selection was done algorithmically. No overlap between ROIs was allowed, and it was made sure that no excessive background noise and disturbances affected the ROI during the course of the experiment.

The experiment was prepared in such a way that most fluorophores are guaranteed to be “on” in the first frame, and all origami are thus visible as bright spots in Fig. 1B. Note that individual fluorophores occupying the same origami cannot be discerned in this frame. This becomes possible only when most of the fluorophores are switched “off” at later times, such that markers show up individually (see the supplementary movie for illustration).

Quantitative biology. Quantitative biology addresses the issue of counting the number of fluorophores from measurements like the one described above. The brightness of each spot is proportional to the number of fluorophores in the “on” state within the respective origami. An origami is invisible if all of its fluorophores are “off”, but its location is still known from the first frame, which allows us to register 94 regions of interest (ROIs) in a preparational step (see Figure 1B). Exemplarily, six microscopic frames (out of 14,060) recorded at different times $t \in \{1500, 3000, 4500, 6000, 7500, 9000\}$, which show the influence of switching and bleaching on the observations, are visualized in Figure 2.

We aim to estimate the number of fluorophores attached to each origami, which we expect to be between 13 and 16 according to the producer specification. In order to make our model




FIGURE 2: Six selected frames from the dataset of recorded origami. The (physical) time difference between two consecutive images in this figure is roughly 22.5 seconds. Bleaching causes the number of visible origami to decrease with increasing frame number, and switching causes that unbleached origami are visible only in some frames.

accessible to the data, we assume for simplicity that each origami carries the same number $n^{(0)}$ of fluorophores and we only model the mean number $n^{(t)}$ of unbleached fluorophores at time t . The physical relation between $n^{(0)}$ and $n^{(t)}$ is given by

$$n^{(t)} = n^{(0)}(1 - B)^t, \quad (4.1)$$

where B denotes the bleaching probability. Now, the brightness observed for a spot in frame t is proportional to the number $X^{(t)}$ of “on” fluorophores during the frame’s exposure. This number $X^{(t)}$ is binomially distributed $\text{Bin}(n^{(t)}, p)$, where p denotes the (time-independent) probability that an unbleached fluorophore is in its “on” state. We can estimate $n^{(0)}$ and B by fitting a log-linear model to equation (4.1), where the respective population sizes $n^{(t)}$

are in turn estimated from the 94 realizations of $X^{(t)}$ observed in frame t .

To get a sense for the magnitude of p , we use data from a similar experiment: in this case, each origami has been designed in such a way that it carries exactly one fluorophore. We estimate p as the average ratio \hat{p} of the number of frames where the fluorophore is “on” (a bright spot is seen) and the total number of observed frames before bleaching (no spot is seen for any time in the future), and we find $\hat{p} \approx 0.0339$. This indicates that we are in the difficult “small p ” regime of the $\text{Bin}(n, p)$ problem, and we will therefore apply the Bayesian estimators introduced in Section 3 (SE, DGE) to estimate $n^{(t)}$. The beta prior for SE and DGE uses the parameters $a = 2$ and $b = 2/\hat{p} - 2 \approx 56.99$. We choose the unimodal prior with $a = 2$, as suggested by Table 2, since we assume that our guess \hat{p} is reasonably accurate. Note that a finer degree of modeling would require to view $n^{(0)}$, $n^{(t)}$ and p as random variables (with small variances) instead of constants. However, as shown in Section 3, the Bayesian estimators we consider are robust against fluctuations in the parameters and are therefore suited to estimate the respective mean values.

Since most fluorophores are deliberately forced to be “on” in the first frame, the relation $X^{(t)} \sim \text{Bin}(n^{(t)}, p)$ does not hold initially. It only becomes valid after the initial state has relaxed to an equilibrium, which is why we only take into account data after frame 1500 (≈ 22.5 seconds). To mitigate the influence of correlations between observations (i.e., $X^{(t)}$ and $X^{(t+1)}$ for a spot cannot be considered independent), we also add a waiting time of 1500 frames between the frames we use for our analysis. In total, we use the six frames at six time points with $t \in \{1500, 3000, 4500, 6000, 7500, 9000\}$ depicted in Figure 2. The 94 realizations of $X^{(t)}$ are extracted from the image data as follows: at each registered origami position, represented by a 6×6 pixel ROI, the total brightness is measured and then divided by the brightness of a single fluorophore. We determined the brightness of a single fluorophore from the late frames of the experiment, where at most one fluorophore of each origami is active with high probability.

The results for the scale estimator with $\gamma = 0.5$ are depicted in Figure 3, which also shows the log-linear fit for model (4.1). This provides us with estimates for $n^{(0)}$ and B . The point estimates of $n^{(0)}$ and B for different estimators are summarized in Table 5. Given that it is to be expected that the true $n^{(0)}$ in this experiment lies between 13 and 16, we can see in Table 5 that the SEs with an improper prior ($\gamma \leq 1$) produce reasonable results, and the DGE also performs well. This confirms that we are indeed in the critical case of $\text{Bin}(n, p)$ with small p , so that the prior putting a lot of weight on large values on n gives best results by correcting for the usual tendency to underestimate, see also the results of the simulation study performed under comparable conditions in Table 2. To illustrate the difficulty of this problem, Figure 4 shows exemplary counting results we obtained for $t \in \{1500, 7500\}$. Note

estimator	$n^{(0)}$	$B \cdot 10^3$
SE(0)	16	0.152
SE(0.5)	13	0.148
SE(1)	11	0.139
SE(2)	9	0.163
SE(3)	6	0.123
SE(5)	5	0.114
DGE(500)	16	0.167

TABLE 5: Estimates of the bleaching probability B and the number $n^{(0)}$ of fluorophore molecules on single DNA origami.

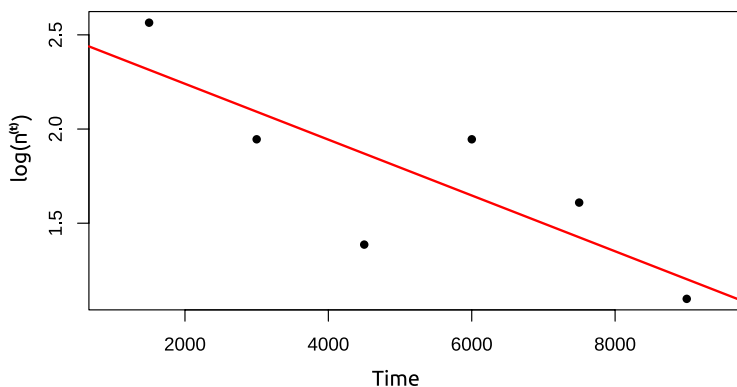


FIGURE 3: The log-linear fit described by $n^{(t)} = n^{(0)}(1 - B)^t$ for the SE with $\gamma = 0.5$.

that the final estimates for $n^{(0)}$ are exclusively based on observations $X^{(t)} \leq 3$, where a great majority of these observations is already 0.

5 Proofs

5.1 Proof of the main theorems

Here we present the proofs of our posterior contraction results for n (Theorem 1 and 2). These require further technical results, e.g., fine moment estimates of a binomial random variable and bounds on the maximum of a triangular array of independent binomials, see Lemma 1 - 5. Auxiliary technicalities are postponed to the appendix.

Throughout the proof of Theorem 1 we will be concerned with an exemplary sequence in \mathcal{M}_λ . We call this sequence $(n_k, p_k)_k$ instead of $(n_k^0, p_k^0)_k$ for notational simplification. Our

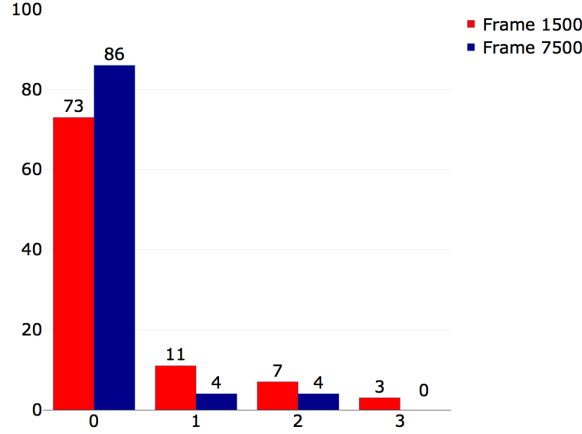


FIGURE 4: Bar charts of the observed numbers of fluorophore molecules for time frames 1500 and 7500.

arguments do not depend on the specific choice of $(n_k, p_k)_k$ but only rely on the parameters λ, a and b .

Proof of Theorem 1. First observe that

$$\Pi(N \neq n_k | X^k) = \frac{\sum_{n \neq n_k, n \geq M_k} L_{a,b}(n) \Pi_N(n)}{\sum_{n=M_k}^{\infty} L_{a,b}(n) \Pi_N(n)} \leq \sum_{n \neq n_k, n \geq M_k} \frac{L_{a,b}(n) \Pi_N(n)}{L_{a,b}(n_k) \Pi_N(n_k)}.$$

Under the assumption that $S_k \geq 2$ (which we justify below), we can apply Lemma 6 and find

$$\frac{L_{a,b}(n)}{L_{a,b}(n_k)} \leq c_1 k n_k \frac{L_{\lfloor a \rfloor, b}(n)}{L_{\lfloor a \rfloor, b}(n_k)}$$

for $c_1 = 1 + \lceil a \rceil + b$, where $\lceil \cdot \rceil$ and $\lfloor \cdot \rfloor$ denote the ceil and floor functions, respectively. It follows that

$$\Pi(N \neq n_k | X^k) \leq c_1 k n_k \sum_{n \neq n_k, n \geq M_k} \exp\left(k \int_{n_k}^n f'(m) dm\right) \frac{\Pi_N(n)}{\Pi_N(n_k)} \quad (5.1)$$

with $f(m) = \frac{1}{k} \log L_{\lfloor a \rfloor, b}(m)$. If $n < n_k$, we can write $\int_{n_k}^n f'(m) dm = -\int_n^{n_k} f'(m) dm$. For an upper bound on the posterior we thus need a lower bound of $f'(m)$ if $m \leq n_k$ and an upper bound if $m \geq n_k$. Since f only depends on a via $\lfloor a \rfloor$, we assume that $a \in \mathbb{N}_0$ in the following. Then we can apply Lemma 4.1 from Hall (1994) and find

$$f'(m) = \frac{1}{k} \sum_{i=1}^k \sum_{j=1}^{X_i} \frac{1}{m-j+1} - \sum_{j=1}^{S_k+a} \frac{1}{km+a+b-j} = \sum_{j=1}^{M_k} \frac{T_j - U_j}{j} - \sum_{j=M_k+1}^{S_k+a} \frac{U_j}{j} \quad (5.2)$$

with

$$T_j := \frac{1}{k} \sum_{i=1}^k \frac{(X_i)_j}{(m)_j} \quad \text{and} \quad U_j := \frac{(S_k + a)_j}{(km + a + b - 1)_j}$$

for $j \leq M_k$ and $j \leq S_k + a$ respectively, where $(t)_j = t(t-1)\cdots(t-j+1)$ denotes the falling factorial for $t > 0$. For convenience we define $T_j := 0$ for all $j > M_k$. Next, we introduce the events

$$\begin{aligned} \mathcal{U}_k &:= \left\{ M_k = n_k \text{ or } M_k \geq l_k \right\}, & \mathcal{R}_k &:= \left\{ M_k \leq 2 \log(k) \right\}, \\ \mathcal{T}_{kj} &:= \left\{ (m)_j |T_j - \mathbb{E}T_j| \leq \sqrt{(c_2 j)^j l_k \log(k)/k} \right\}, & \mathcal{T}_k &:= \bigcap_{j \in \mathbb{N}} \mathcal{T}_{kj}, \\ \mathcal{S}_k &:= \left\{ |S_k - kn_k p_k| \leq \sqrt{\lambda k \log(k)} \right\}, \end{aligned}$$

and denote the intersection $\mathcal{U}_k \cap \mathcal{R}_k \cap \mathcal{T}_k \cap \mathcal{S}_k$ by \mathcal{A}_k . The constant $c_2 = 2\lambda(\lambda + 2)$ is chosen to satisfy Lemma 2 for each sequence $(n_k, p_k)_k \in \mathcal{M}_\lambda$, and l_k is a fixed sequence with $l_k = o(\sqrt{\log(k)})$. Note that the sets \mathcal{T}_{kj} are in fact independent of m due to the definition of T_j . On the event \mathcal{S}_k , Lemma 8 grants us the additional property

$$|U_j - \tilde{U}_j| \leq j \sqrt{\frac{\lambda \log(k)}{k}} \left(\frac{c_3}{m}\right)^j \quad \text{with} \quad \tilde{U}_j := \frac{(kn_k p_k + a)_j}{(km + a + b - 1)_j}$$

for $j \leq S_k + a$ and $c_3 = 2e^2(3\lambda + a + 1)$. Also note that $S_k \leq 2k\lambda$ holds and that $S_k \geq 2$ is guaranteed for $k/\lambda - \sqrt{\lambda k \log(k)} \geq 2$ on \mathcal{S}_k . Thus, equations (5.1) and (5.2) apply on \mathcal{A}_k if k is sufficiently large.

Indeed, we can restrict our attention to \mathcal{A}_k , since

$$\mathbb{E}_{n_k, p_k} [\Pi(N \neq n_k | X^k)] - \mathbb{E}_{n_k, p_k} [\mathbf{1}_{\mathcal{A}_k} \Pi(N \neq n_k | X^k)] \leq \mathbb{P}_{n_k, p_k}(\mathcal{A}_k^c) \longrightarrow 0 \quad (5.3)$$

for $k \rightarrow \infty$. To see this, one can bound $\mathbb{P}_k(\mathcal{A}_k^c) := \mathbb{P}_{n_k, p_k}(\mathcal{A}_k^c)$ by

$$\mathbb{P}_k(\mathcal{A}_k^c) \leq \mathbb{P}_k(\mathcal{S}_k^c) + \mathbb{P}_k(\mathcal{U}_k^c) + 2\mathbb{P}_k(\mathcal{R}_k^c) + \mathbb{P}_k(\mathcal{T}_k^c \cap \mathcal{R}_k).$$

The first contribution vanishes due to Chebyshev's inequality (see e.g., DeGroot and Schervish (2012)), and the second and third terms are controlled by Lemma 3 and Lemma 4 respectively. The last contribution satisfies

$$\mathbb{P}_k(\mathcal{T}_k^c \cap \mathcal{R}_k) = \mathbb{P}_k\left(\bigcup_{j=1}^{\lfloor 2 \log(k) \rfloor} \mathcal{T}_{kj}^c\right) \leq \frac{\lfloor 2 \log(k) \rfloor}{l_k \log(k)} \longrightarrow 0$$

for $k \rightarrow \infty$ due to Lemma 2. It is important to note that the upper bounds in these considerations only depend on λ if suitable choices for the involved constants are made. In the following, we always assume that $X^k \in \mathcal{A}_k$.

Auxiliary lower bound. For $M_k \leq m < n_k$, we prove a lower bound of $f'(m)$. We may assume that $M_k \geq l_k \rightarrow \infty$ for $k \rightarrow \infty$ in this case, since $X^k \in \mathcal{U}_k$. For k such that $l_k \geq 4$ we can bound equation (5.2) by

$$f'(m) \geq \sum_{j=1}^4 \frac{T_j - U_j}{j} - \sum_5^{S_k+a} \frac{U_j}{j}, \quad (5.4)$$

as $T_j \geq 0$ for all j . In case of $j = 1$ we obtain

$$T_1 - U_1 = \frac{S_k}{km} - \frac{S_k + a}{km + a + b - 1} \geq -\frac{a + 1}{km - 1} \geq -2 \frac{(a + 1)}{km} \geq -2 \frac{\lambda(a + 1)}{m^2} \sqrt{\frac{\log(k)}{k}},$$

where we used the upper bound $m < n_k \leq \lambda \sqrt{k \log(k)}$ in the last inequality, which is guaranteed in \mathcal{M}_λ . To handle the terms with $j \geq 2$, we exploit that $X^k \in \mathcal{T}_k$ and apply $(m)_j \geq (m/e^2)^j$ from Lemma 7 in order to derive

$$\sum_{j=2}^4 \frac{|T_j - \mathbb{E}T_j|}{j} \leq \sqrt{\frac{l_k \log(k)}{k}} \sum_{j=2}^4 \left(\frac{\sqrt{c_2 j}}{m/e^2} \right)^j \leq 2 \frac{4 c_2 e^4}{m^2} \sqrt{\frac{l_k \log(k)}{k}},$$

for k large enough such that $\sqrt{4 c_2} e^2 / l_k < 1/2$. Similarly, we find

$$\sum_{j=2}^{S_k+a} \frac{|U_j - \tilde{U}_j|}{j} \leq \sqrt{\frac{\lambda \log(k)}{k}} \sum_{j=2}^{S_k+a} \left(\frac{c_3}{m} \right)^j \leq 2 \frac{\sqrt{\lambda} c_3^2}{m^2} \sqrt{\frac{\log(k)}{k}}$$

and

$$\sum_{j=5}^{S_k+a} \frac{\tilde{U}_j}{j} \leq \sum_{j=5}^{S_k+a} \frac{1}{j} \left(\frac{c_4}{m} \right)^j \leq 2 \left(\frac{c_4}{m} \right)^5$$

for k (and thus m) sufficiently large. In the latter equation, we applied the first part of Lemma 9 with $c_4 = 6e^2(\lambda + a)$, using $S_k \leq 2k\lambda$ on \mathcal{S}_k . Next, we note that $\mathbb{E}(X_1)_j = (n_k)_j p^j$ and consult the first result of Lemma 10 to establish

$$\sum_{j=2}^4 \frac{\mathbb{E}T_j - \tilde{U}_j}{j} \geq \frac{1}{2\lambda^2} \frac{n_k - m}{n_k m^3} - \frac{3c_5^4}{k} \geq \frac{1}{2\lambda^2} \frac{n_k - m}{n_k m^3} - 2 \frac{2\lambda^2 c_5^4}{m^2} \sqrt{\frac{\log(k)}{k}},$$

where $c_5 = 3\lambda + 2a + 2$. Similar to the case $j = 1$, we applied $m^2 < \lambda^2 \sqrt{k \log(k)}$ in the last inequality. All bounds calculated above can be inserted into inequality (5.4), yielding

$$\begin{aligned} f'(m) &\geq (T_1 - U_1) + \sum_{j=2}^4 \frac{T_j - \mathbb{E}T_j}{j} + \sum_{j=2}^{S_k+a} \frac{\tilde{U}_j - U_j}{j} + \sum_{j=2}^4 \frac{\mathbb{E}T_j - \tilde{U}_j}{j} - \sum_{j=5}^{S_k+a} \frac{\tilde{U}_j}{j} \\ &\geq \frac{1}{4\lambda^2} \frac{n_k - m}{n_k m^3} - \frac{C_2}{m^2} \sqrt{\frac{l_k \log(k)}{k}} + \left[\frac{1}{4\lambda^2} \frac{n_k - m}{n_k m^3} - 2 \left(\frac{c_4}{m} \right)^5 \right] \\ &\geq \frac{C_1}{m^3} \frac{n_k - m}{n_k} - \frac{C_2}{m^2} \sqrt{\frac{l_k \log(k)}{k}} + h(m), \end{aligned} \quad (5.5)$$

where $h(m)$ is defined as the expression in square brackets. The constants in this bound are $C_1 = 1/4\lambda^2$ and $C_2 = 2(\lambda(a + 1) + 4c_2 e^4 + \sqrt{\lambda} c_3^2 + 2\lambda^2 c_5^4)$.

Auxiliary upper bound. We next provide an upper bound for $f'(m)$ if $m > n_k \geq M_k$. Unlike for the lower bound, we cannot assume that m becomes larger than any given constant with increasing k . Since U_j is nonnegative, we can bound

$$f'(m) \leq \sum_{j=1}^{M_k} \frac{T_j - U_j}{j}.$$

in equation (5.2). We look at the case $j = 1$ first, and see

$$T_1 - U_1 = \frac{S_k}{km} - \frac{S_k + a}{km + a + b - 1} \leq \frac{S_k(a+b)}{km(km-1)} \leq \frac{4\lambda(a+b)}{km^2} \leq \frac{4\lambda(a+b)}{m^2} \sqrt{\frac{\log^3(k)}{k}},$$

where we used that $S_k \leq 2\lambda k$ on the event \mathcal{S}_k . Next we set $\tilde{m} := 4c_2 e^4$ and derive

$$\begin{aligned} \sum_{j=2}^{M_k} \frac{|T_j - \mathbb{E}T_j|}{j} &\leq \sqrt{\frac{l_k \log(k)}{k}} \sum_{j=2}^{M_k} \left(\frac{\sqrt{c_2 j}}{m/e^2} \right)^j \\ &\leq \frac{c_2 M_k e^4}{m^2} \sqrt{\frac{l_k \log(k)}{k}} \sum_{j=0}^{\lfloor m \rfloor} \left(\frac{e^2 \sqrt{c_2}}{\sqrt{m}} \right)^j \\ &\leq \frac{c_2 M_k e^4}{m^2} \sqrt{\frac{l_k \log(k)}{k}} \cdot \begin{cases} 2 & \text{if } m > \tilde{m} \\ \tilde{m} (e^2 \sqrt{c_2} + 1)^{\tilde{m}} & \text{if } m \leq \tilde{m} \end{cases} \\ &\leq \frac{c_6}{m^2} \sqrt{\frac{l_k \log^3(k)}{k}} \end{aligned}$$

for $c_6 = 2c_2 e^4 (\tilde{m} (e^2 \sqrt{c_2} + 1)^{\tilde{m}} + 2)$. In the last step, we used that $M_k \leq 2 \log(k)$ on the event \mathcal{R}_k . In a similar fashion, we can establish the bound

$$\sum_{j=2}^{M_k} \frac{|U_j - \tilde{U}_j|}{j} \leq \sqrt{\frac{\lambda \log(k)}{k}} \sum_{j=2}^{M_k} \left(\frac{c_3}{m} \right)^j \leq \frac{c_7}{m^2} \sqrt{\frac{\log^3(k)}{k}},$$

where $c_7 = 4\sqrt{\lambda} c_3^2 (c_3^{2c_3+1} + 1)$. Finally, we apply the second claim of Lemma 10 and obtain

$$\sum_{j=2}^{M_k} \frac{\mathbb{E}T_j - \tilde{U}_j}{j} \leq -C'_1 \frac{m - n_k}{n_k m^3}$$

with $C'_1 = (2\lambda^2 (a+b+1)^2)^{-1}$ for sufficiently large k . We conclude

$$\begin{aligned} f'(m) &\leq (T_1 - U_1) + \sum_{j=2}^{M_k} \frac{T_j - \mathbb{E}T_j}{j} + \sum_{j=2}^{M_k} \frac{\tilde{U}_j - U_j}{j} + \sum_{j=2}^{M_k} \frac{\mathbb{E}T_j - \tilde{U}_j}{j} \\ &\leq -\frac{C'_1}{m^3} \frac{m - n_k}{n_k} + \frac{C'_2}{m^2} \sqrt{\frac{l_k \log^3(k)}{k}} \end{aligned} \tag{5.6}$$

for $C'_2 = 4\lambda(a+b) + c_6 + c_7$.

Posterior bound. By applying the two inequalities (5.5) and (5.6) for $m < n_k$ and $m > n_k$, we can now bound the posterior probability $\Pi(N \neq n_k | X^k)$ on the event \mathcal{A}_k through equation (5.1). First, we observe that for $n \in \mathbb{N}$ with $n \neq n_k$

$$\int_{n_k}^n \frac{m - n_k}{n_k m^3} dm = \frac{1}{2} \frac{(n - n_k)^2}{(n_k n)^2} \quad \text{and} \quad \int_{n_k}^n \frac{1}{m^2} dm = \frac{1}{2} \frac{(n - n_k)^2}{(n_k n)^2} \frac{2n_k n}{n - n_k}.$$

It also holds for $n \neq n_k$ that

$$\left| \frac{n}{n_k} - 1 \right| \geq \frac{1}{2n}. \quad (5.7)$$

Therefore, if $l_k \leq n < n_k$, the function $h(m)$ introduced in equation (5.5) satisfies

$$\begin{aligned} \int_n^{n_k} h(m) dm &= \frac{C_1}{2} \frac{(n - n_k)^2}{(n_k n)^2} - \frac{c_4^5}{2} \frac{n_k^4 - n^4}{(n_k n)^4} \\ &\geq \frac{C_1}{2} \frac{(n - n_k)^2}{(n_k n)^2} \left(1 - \frac{4c_4^5}{C_1} \frac{1}{1 - n/n_k} \frac{1}{n^2} \right) \geq 0 \end{aligned} \quad (5.8)$$

for k such that $l_k \geq 8c_4^5/C_1$. Employing bound (5.5) thus yields

$$-k \int_n^{n_k} f'(m) dm \leq -k \frac{C_1}{2} \frac{(n - n_k)^2}{(n_k n)^2} \left(1 - C \frac{n_k n}{n_k - n} \sqrt{\frac{l_k \log(k)}{k}} \right),$$

where the constant C is given by $2C_2/C_1$. On the other hand, for $n_k < n$, bound (5.6) similarly leads to

$$k \int_{n_k}^n f'(m) dm \leq -k \frac{C'_1}{2} \frac{(n - n_k)^2}{(n_k n)^2} \left(1 - C' \frac{n_k n}{n - n_k} \sqrt{\frac{l_k \log^3(k)}{k}} \right)$$

for $C' = 2C'_2/C'_1$.

Finally, let $\tilde{C}_1 = \min\{C_1, C'_1\}$ and $\tilde{C} = \max\{C, C'\}$. We can apply inequality (5.7) (with n and n_k switched) to find for any $n \in \mathbb{N}$ with $n \neq n_k$ and $n \geq M_k$ that

$$\begin{aligned} k \int_{n_k}^n f'(m) dm &\leq -k \frac{\tilde{C}_1}{2n_k^2} \left(\frac{n_k}{n} - 1 \right)^2 \left(1 - \frac{\tilde{C} n_k}{|1 - n_k/n|} \sqrt{\frac{l_k \log^3(k)}{k}} \right) \\ &\leq -k \frac{\tilde{C}_1}{8n_k^4} \left(1 - 2\tilde{C} n_k^2 \sqrt{\frac{l_k \log^3(k)}{k}} \right) \leq -\frac{\tilde{C}_1}{16} \frac{k}{n_k^4} \end{aligned}$$

for k large enough such that $n_k^2 \leq \sqrt{k/(l_k \log^3(k))}/4\tilde{C}$ for each sequence in \mathcal{M}_λ . Consulting inequality (5.1) and using the constraint $\Pi_N(n_k) \geq \beta \exp(-\alpha n_k^2)$ of the prior yields

$$\mathbf{1}_{\mathcal{A}_k} \Pi(N \neq n_k | X^k) \leq c_1 k n_k \sum_{n \neq n_k} \exp\left(-\frac{\tilde{C}_1}{16} \frac{k}{n_k^4}\right) \frac{\Pi_N(n)}{\Pi_N(n_k)} \quad (5.9)$$

$$\begin{aligned}
&\leq \frac{c_1}{\beta} \exp\left(-\frac{\tilde{C}_1}{16} \frac{k}{n_k^4} + \alpha n_k^2 + \log(kn_k)\right) \\
&\leq \frac{c_1}{\beta} \exp\left(-\frac{\tilde{C}_1}{16\lambda^4} k^{1/3} \log(k)^{2/3} + \alpha\lambda^2 \frac{k^{1/3}}{\log(k)^{1/3}} + \log(\lambda k^2)\right) \rightarrow 0
\end{aligned}$$

for $k \rightarrow \infty$. Due to statement (5.3) this is sufficient to prove Theorem 1. \square

Proof of Theorem 2. The result follows from the proof of Theorem 1, where we only need to handle the inequalities in (5.9) differently. Bounding the sum over the prior in (5.9) by an integral, one sees that the upper bound on T_k in (2.1) is sufficient to ensure convergence towards 0, if $\Pi_{N,k}$ is considered instead of Π_N . \square

5.2 Auxiliary results for binomial random variables

Lemma 1. *Let X be a binomial random variable, $X \sim \text{Bin}(n, p)$, for $n \in \mathbb{N}$ and $p \in (0, 1)$. Then*

$$\mathbb{E}[X^r] \leq B_r \cdot \max\{np, (np)^r\},$$

where B_r is the r -th Bell number.

Proof. Let $q = (1 - p)$ and let $M_{n,p}$ be the moment generating function of the binomial distribution,

$$M_{n,p}(t) = (pe^t + q)^n = f(g(t)),$$

where $f(s) = s^n$ and $g(t) = pe^t + q$. To obtain the moments of X , we look at the derivatives of $M_{n,p}$ at $t = 0$. The r -th derivatives of f and g are

$$f^{(r)}(s) = (n)_r s^{n-r} \quad \text{and} \quad g^{(r)}(t) = pe^t$$

for $r \in \mathbb{N}$. Since $g(0) = 1$, it holds that $f^{(r)}(g(0)) = (n)_r$. Furthermore, $g^{(r)}(0) = p$ for all r . We employ the Bell polynomial version of Faà di Bruno's formula, see Johnson (2002) equation (2.2), which is

$$(f \circ g)^{(r)}(t) = \sum_{k=1}^r f^{(k)}(g(t)) B_{r,k} \left(g^{(1)}(t), g^{(2)}(t), \dots, g^{(r-k+1)}(t)\right). \quad (5.10)$$

The Bell polynomials $B_{r,k}$ are homogeneous of degree k . Therefore,

$$\mathbb{E}[X^r] = (f \circ g)^{(r)}(0) = \sum_{k=1}^r f^{(k)}(g(0)) B_{r,k} \left(g^{(1)}(0), \dots, g^{(r-k+1)}(0)\right)$$

$$\begin{aligned}
&= \sum_{k=1}^r B_{r,k}(1, \dots, 1) (n)_k p^k \\
&\leq B_r \cdot \max\{np, (np)^r\},
\end{aligned}$$

where $B_r = \sum_{k=1}^r B_{r,k}$ is the r -th Bell number. \square

Lemma 2. *Let $n \in \mathbb{N}$ and $p \in (0, 1)$. Define k i.i.d. binomial random variables X_1, \dots, X_k with distribution $\text{Bin}(n, p)$. For each $j \in \mathbb{N}$ with $j \leq n$, the inequality*

$$\mathbb{P} \left(\left| \frac{1}{k} \sum_{i=1}^k (X_i)_j - \mathbb{E}[(X_1)_j] \right| > \sqrt{\frac{l(cj)^j}{k}} \right) \leq \frac{1}{l}$$

holds for any $l > 0$ and $c \geq 2np(np + 2)$.

Proof. We define the random variable $\tilde{X} \sim \text{Bin}(n - j, p)$ and note that $\mathbb{E}[(X_i)_j] = (n)_j p^j$. Invoking Lemma 1, we derive the upper bound

$$\begin{aligned}
\text{Var}[(X_i)_j] &\leq \mathbb{E}[(X_i)_j^2] \\
&\leq (n)_j p^j \mathbb{E}[(\tilde{X} + j)_j] \\
&\leq (np)^j \mathbb{E}[(\tilde{X} + j)^j] \\
&\leq 2^j (np)^j (\mathbb{E}[\tilde{X}^j] + j^j) \\
&\leq 2^j (np)^j (B_j (np + 1)^j + j^j) \\
&\leq (2j np (np + 2))^j
\end{aligned}$$

on the variance of $(X_i)_j$. The second inequality becomes transparent from expanding the expectation as a sum, and the last inequality is valid due to the relation $B_j \leq j^j$ that can be found in Berend and Tassa (2010). For $c \geq 2np(np + 2)$, we obtain by Chebyshev's inequality that

$$\mathbb{P} \left(\left| \frac{1}{k} \sum_{i=1}^k (X_i)_j - \mathbb{E}[(X_1)_j] \right| > \sqrt{\frac{l(cj)^j}{k}} \right) \leq \frac{\text{Var}[(X_1)_j]/k}{l(cj)^j/k} \leq \frac{1}{l}.$$

\square

Lemma 3. *Let $n \in \mathbb{N}$ and $p \in (0, 1)$, and let M_k denote the maximum of k independent binomial variables $X_1, \dots, X_k \sim \text{Bin}(n, p)$. Let $(l_k)_{k \in \mathbb{N}}$ be such that $l_k \rightarrow \infty$ and $l_k = o(\sqrt{\log(k)})$. Then, for each k with $l_k > \max\{1, 4np\}$,*

$$\mathbb{P}(M_k < \min\{l_k, n\}) \leq e^{-d_k},$$

where

$$d_k = \min \left\{ \frac{k}{e^{l_k \log(l_k/np)}}, \frac{k np}{8\pi l_k^2 e^{l_k^2/np}} \right\} \rightarrow +\infty \quad \text{as } k \rightarrow \infty.$$

Proof. We have that

$$\mathbb{P}(M_k < \min\{l_k, n\}) = \begin{cases} \mathbb{P}(M_k < n) & \text{if } n \leq l_k, \\ \mathbb{P}(M_k < l_k) & \text{if } n > l_k. \end{cases}$$

In case of $l_k \geq n$, we derive the upper bound

$$\log \mathbb{P}(M_k < n) \leq -kp^n \leq -k e^{-l_k \log(l_k/np)} \rightarrow -\infty, \text{ as } k \rightarrow \infty,$$

by applying Bernoulli's inequality and for $l_k = o(\sqrt{\log(k)})$. If $n > l_k$, we find that $p \leq 1/4$, and thus Slud's bound from Telgarsky (2010) can be applied to yield

$$\begin{aligned} \mathbb{P}(M_k < l_k) &= (1 - \mathbb{P}(X_1 \geq l_k))^k \\ &\leq \Phi\left(\frac{l_k}{\sqrt{np(1-p)}}\right)^k \leq \Phi\left(\frac{\sqrt{2}l_k}{\sqrt{np}}\right)^k, \end{aligned}$$

where Φ is the cumulative standard normal distribution function. By the lower tail bound in Gordon (1941), which states that $1 - \Phi(t) \geq \frac{1}{2\pi} \frac{t}{t^2+1} e^{-t^2/2}$ for $t > 0$, we obtain

$$\begin{aligned} \Phi\left(\frac{\sqrt{2}l_k}{\sqrt{np}}\right)^k &\leq \left(1 - \frac{np}{8\pi l_k^2} e^{-\frac{l_k^2}{np}}\right)^k \\ &\leq \exp\left(-\frac{k}{8\pi} \frac{np}{l_k^2 e^{l_k^2/np}}\right) \rightarrow 0, \text{ as } k \rightarrow \infty, \end{aligned}$$

where we set $t = \sqrt{2}l_k/\sqrt{np} > 1$ (by assumption) and used $t/(t^2+1) \geq 1/2t^2$ for $t \geq 1$ and $l_k = o(\sqrt{\log(k)})$. \square

Lemma 4. *Let $n \in \mathbb{N}$ and $p \in (0, 1)$. Define k i.i.d. binomial random variables X_1, \dots, X_k with distribution $\text{Bin}(n, p)$, and let $M_k := \max_{i=1, \dots, k} X_i$. Then*

$$\mathbb{P}(M_k \leq 2 \log(k)) \geq \left(1 - \frac{1}{k^2}\right)^k$$

if $k \geq e^{3np}$. Consequently, $\mathbb{P}(M_k > 2 \log(k)) \rightarrow 0$, as $k \rightarrow \infty$.

Proof. We can write X_1 as a sum of n i.i.d. Bernoulli random variables bounded by 1. By Bernstein's inequality (see e.g., van der Vaart and Wellner (1996))

$$\begin{aligned} \mathbb{P}(M_k \leq 2 \log(k)) &= (1 - \mathbb{P}(X_1 - np > 2 \log(k) - np))^k \\ &\geq \left(1 - \exp\left\{-\frac{(2 \log(k) - np)^2}{2(np(1-p) + \log(k)/3)}\right\}\right)^k \\ &\geq (1 - e^{-2 \log(k)})^k, \end{aligned}$$

where the last inequality holds for $\log(k) \geq 3np$. \square

Lemma 5. Let $(n_k, p_k)_{k \in \mathbb{N}}$ be a sequences with $n_k \in \mathbb{N}$, $p_k \in (0, 1)$ and $n_k p_k \rightarrow \mu > 0$. Define the independent random variables $X_1, \dots, X_k \sim \text{Bin}(n_k, p_k)$ and let $M_k := \max_{i=1, \dots, k} X_i$.

- (i) If $n_k \log(n_k) < c \log(k)$ for $c < 1$, then $\mathbb{P}(M_k = n_k) \rightarrow 1$, as $k \rightarrow \infty$.
- (ii) If $n_k \log(n_k) > c \log(k)$ for $c > 1$, then $\mathbb{P}(M_k = n_k) \rightarrow 0$, as $k \rightarrow \infty$.

Proof. (i): We have convergence of the sample maximum towards the parameter n_k if

$$\mathbb{P}(M_k = n_k) = 1 - (1 - p_k^{n_k})^k \geq 1 - e^{-k p_k^{n_k}} \rightarrow 1, \text{ as } k \rightarrow \infty,$$

where we applied Bernoulli's inequality. This holds if $\log(k) - n_k \log(n_k/n_k p_k) \rightarrow \infty$, which follows from

$$\frac{n_k \log(n_k)}{\log(k)} < c < 1 \quad \text{and} \quad \frac{n_k |\log(n_k p_k)|}{\log(k)} \leq \frac{c |\log(n_k p_k)|}{\log(c \log(k))}.$$

(ii): It holds that $P(M_k = n_k) \leq k p_k^{n_k} \leq \exp(\log(k) - n_k \log(n_k/n_k p_k))$. Similar to the argument above, the right hand side in this inequality converges to 0 since

$$\frac{n_k \log(n_k)}{\log(k)} > c > 1 \quad \text{and} \quad \frac{n_k |\log(n_k p_k)|}{\log(k)} \leq \frac{c |\log(n_k p_k)|}{\log(c \log(k))}.$$

□

A Auxiliary technicalities

Lemma 6. For $k, n, s \in \mathbb{N}$ and $b > 0$ such that $2 \leq s \leq kn$ define the function

$$f(a) = \frac{\Gamma(kn - s + b)\Gamma(s + a)}{\Gamma(kn + a + b)}$$

for $a \geq 0$. Then f is monotonically decreasing and $f(\lfloor a \rfloor)/f(\lceil a \rceil) \leq c kn$ for $c \geq 1 + \lceil a \rceil + b$.

Proof. It is sufficient to look at $h(a) := \Gamma(y + a)/\Gamma(z + a)$, where $2 \leq y < z$ are fixed. For $\epsilon > 0$, we find that $\log h(a + \epsilon) \leq \log h(a)$ is equivalent to

$$\gamma(y + a + \epsilon) - \gamma(y + a) \leq \gamma(z + a + \epsilon) - \gamma(z + a)$$

with $\gamma(t) = \log \Gamma(t)$ for $t > 0$. This inequality is true since γ is convex, see Merkle (1996), which therefore establishes monotonicity. We also find

$$\frac{h(\lfloor a \rfloor)}{h(\lceil a \rceil)} = \frac{z + \lceil a \rceil - 1}{y + \lfloor a \rfloor - 1} \leq z + \lceil a \rceil.$$

Substituting $y = s$ and $z = kn + b$, and using that $kn + \lceil a \rceil + b \leq (1 + \lceil a \rceil + b) kn$ yields the second result. □

Lemma 7. Let $j \in \mathbb{N}$ and $n, m > 1$ with $j \leq \min\{m, n\}$. Let $(a)_j = a(a-1)\dots(a-j+1)$ denote the falling factorial for $a \in \mathbb{R}$.

1. For $0 < c \leq e^{-2}$ it holds that $(cm)^j \leq (m)_j \leq m^j$.
2. For $n \geq m$ and $j > 1$ it holds that $\frac{m^j(n)_j}{n^j(m)_j} \geq 1 + \frac{n-m}{nm}$.

Proof. 1. From Theorem 1 in Jameson (2015) follows that

$$\sqrt{2\pi} m^{m+1/2} e^{-m} \leq \Gamma(m+1) \leq e \sqrt{2\pi} m^{m+1/2} e^{-m}.$$

We apply this to obtain

$$(m)_j = \frac{\Gamma(m+1)}{\Gamma(m-j+1)} \geq \frac{1}{e} \left(\frac{m}{m-j} \right)^{m-j+1/2} \left(\frac{m}{e} \right)^j \geq \left(\frac{m}{e^2} \right)^j.$$

2. For $n \geq m$ and $j > 1$, we bound

$$\frac{m^j(n)_j}{n^j(m)_j} = \prod_{i=0}^{j-1} \frac{m(n-i)}{(m-i)n} = \prod_{i=0}^{j-1} \left(1 + i \frac{n-m}{n(m-i)} \right) \geq 1 + \frac{n-m}{nm}.$$

□

Lemma 8. Let $k, n, s \in \mathbb{N}$, $m > 0$ and $p \in (0, 1)$ such that $k \geq 2$ and $km \geq s$. Let furthermore $a \geq 0, b > 0$ and define

$$u_j = \frac{(s+a)_j}{(km+a+b-1)_j}, \quad \tilde{u}_j = \frac{(knp+a)_j}{(km+a+b-1)_j}$$

for $j \in \mathbb{N}$ with $j \leq s+a$. Then it holds that

$$|s - knp| \leq \sqrt{\lambda k \log k} \implies |u_j - \tilde{u}_j| \leq j \sqrt{\frac{\lambda \log k}{k}} \left(\frac{c}{m} \right)^j$$

for any $\lambda \geq np$ and $c \geq 2e^2(3\lambda + a + 1)$.

Proof. Let $t = \sqrt{\lambda k \log k}$ and assume that $|s - knp| =: |t'| \leq t$. Then, by applying a telescoping sum, we find

$$\begin{aligned} |u_j - \tilde{u}_j| &= \frac{|(knp + t' + a)_j - (knp + a)_j|}{(km + a + b - 1)_j} \\ &\leq \sum_{l=0}^{j-1} \frac{|knp + t' + a| \dots |(knp + t' + a - l) - (knp + a - l)| \dots |knp + a - j + 1|}{(km + a + b - 1)_j} \end{aligned}$$

$$\leq \sum_{l=0}^{j-1} \frac{(c_1 k)^{j-1} t}{(c_2 k m)^j} \leq j \frac{t}{k} \left(\frac{c}{m}\right)^j. \quad (\text{A.1})$$

In the second inequality, we bound the numerator from above by noting that $t \leq k\lambda$ and thus $j \leq s + a \leq 2k\lambda + a$. Therefore,

$$knp + t + a + 1 + j \leq (3\lambda + a + 1)k =: c_1 k.$$

The denominator is bound from below by applying the first statement of Lemma 7, yielding

$$(km + a + b - 1)_j \geq ((km - 1)/e^2)^j \geq (c_2 km)^j \quad (\text{A.2})$$

for $c_2 = 1/2e^2$. In the final inequality of equation (A.1), c can be chosen as c_1/c_2 since $c_1 > 1$. \square

Lemma 9. *Let $k, n \in \mathbb{N}$, $m > 0$ and $p \in (0, 1)$ such that $k \geq 2$, and let $a \geq 0, b > 0$. For any $\lambda \geq np$ it holds that*

$$|\tilde{u}_j| := \left| \frac{(knp + a)_j}{(km + a + b - 1)_j} \right| \leq \left(\frac{c_1}{m}\right)^j$$

if $j \in \mathbb{N}$ with $j \leq 2k\lambda + a$ and $c_1 \geq 6e^2(\lambda + a)$. Furthermore, if $j \leq m$, then

$$\tilde{u}_j \leq \left(\frac{np}{m}\right)^j + \frac{j c_2^j}{k}$$

for any $c_2 \geq 3np + 2a + 2$.

Proof. The first result follows from bounding the numerator of \tilde{u}_j from above by $(3k(\lambda + a))^j$ and the denominator from below by equation (A.2) of the previous lemma. In case of $j \leq m$ it holds that

$$\begin{aligned} \frac{knp + a - i + 1}{km + a + b - i} - \frac{np}{m} &= \frac{m(a - i + 1) - np(a + b - i)}{m(km + a + b - i)} \\ &\leq \frac{inp + (a + 1)m}{m(km - i)} \\ &\leq \frac{m(np + a + 1)}{m^2(k - 1)} \leq 2 \frac{np + a + 1}{k} =: \frac{\tilde{c}_2}{k} \end{aligned}$$

for each $i = 1, \dots, j$. This inequality yields the upper bound

$$\tilde{u}_j \leq \left(\frac{np}{m} + \frac{\tilde{c}_2}{k}\right)^j.$$

We then apply the relation

$$(x + y)^j \leq x^j + j y (x + y)^{j-1}$$

for $x, y > 0$, which can be obtained from expanding $(x + y)^j$ as binomial sum, and conclude

$$\tilde{u}_j \leq \left(\frac{np}{m}\right)^j + j \frac{\tilde{c}_2}{k} \left(\frac{np}{m} + \frac{\tilde{c}_2}{k}\right)^{j-1} \leq \left(\frac{np}{m}\right)^j + \frac{j\tilde{c}_2^j}{k}$$

for $c_2 \geq \tilde{c}_2 + np$. \square

Lemma 10. Let $n, k \in \mathbb{N}$, $m > 0$ and $p \in (0, 1)$ such that $k \geq 2$, and let $a \geq 0, b > 0$. Define

$$t_j = \frac{\binom{n}{j} p^j}{\binom{m}{j}} \quad \text{and} \quad \tilde{u}_j = \frac{(knp + a)_j}{(km + a + b - 1)_j}.$$

for $j \in \mathbb{N}$ with $1 < j \leq m$. If $n > m$, it holds that

$$t_j - \tilde{u}_j \geq \frac{(np)^j}{n} \frac{n - m}{m^{j+1}} - \frac{j\tilde{c}_2^j}{k},$$

where $c_2 = 3np + 2a + 2$ from Lemma 9. If $n < m$, $j \leq knp + a$, and $n \leq \lambda \sqrt[4]{k}$ for some $\lambda > 0$, we also have

$$t_2 - \tilde{u}_2 \leq -c \frac{m - n}{nm^3} \quad \text{and} \quad t_j - \tilde{u}_j \leq 0$$

for $k \geq (1 + 1/np)^2 (2\lambda(a + b + 1))^4$ and $c \leq (np/(a + b + 1))^2/2$.

Proof. Applying the respective second statements of Lemma 9 and Lemma 7, we establish

$$t_j - \tilde{u}_j \geq \left[\frac{\binom{n}{j} p^j}{\binom{m}{j}} - \left(\frac{np}{m}\right)^j \right] - \frac{j\tilde{c}_2^j}{k} \geq \left(\frac{np}{m}\right)^j \frac{n - m}{nm} - \frac{j\tilde{c}_2^j}{k}$$

for $n > m$, which shows the first result. For the second result, assume $m > n$. We look at the case $j = 2$ first. Direct calculation shows

$$\begin{aligned} t_2 - \tilde{u}_2 &= \frac{n(n-1)p^2}{m(m-1)} - \frac{(knp+a)(knp+a-1)}{(km+a+b-1)(km+a+b-2)} \\ &\leq \frac{np}{m} \left(\frac{n-1}{m-1} p - \frac{np}{m} \frac{1-1/knp}{(1+(a+b)/km)^2} \right) \\ &\leq -\frac{np}{nm} \frac{np(m-n) - \tilde{c}nm/k}{m(m-1)(1+(a+b)/km)^2} \end{aligned}$$

with $\tilde{c} = (1 + np)(1 + a + b)^2$. Under the assumed conditions, the numerator of the last expression can be bounded by

$$np(m-n) - \tilde{c} \frac{nm}{k} = np(m-n) \left(1 - \frac{\tilde{c}}{np} \frac{nm}{(m-n)k} \right) \geq \frac{np}{2} (m-n)$$

for $k \geq k_0 := (4\tilde{c}\lambda^2/np)^2$. This follows from

$$\frac{\tilde{c}}{np} \frac{nm}{(m-n)k} \leq \frac{\tilde{c}}{np} \frac{1}{k} \cdot \begin{cases} 2n & \text{if } m > 2n \\ 2n^2 & \text{if } m \leq 2n \end{cases} \leq \frac{\tilde{c}}{np} \frac{2\lambda^2}{\sqrt{k}} \leq \frac{1}{2} \quad (\text{A.3})$$

if $n \leq \lambda\sqrt[4]{k}$, and it implies that

$$t_2 - \tilde{u}_2 \leq -\frac{(np)^2}{2(a+b+1)^2} \frac{m-n}{nm^3} \leq 0.$$

Finally, for $2 \leq j \leq knp + a$ and $k \geq k_0$ we can derive

$$\frac{t_j}{\tilde{u}_j} = \frac{t_2}{\tilde{u}_2} \prod_{i=2}^{j-1} \frac{p(n-i)}{m-i} \frac{km+a+b-1-i}{knp+a-i} =: \frac{t_2}{\tilde{u}_2} \prod_{i=2}^{j-1} \frac{r_i}{v_i} \leq 1.$$

This statement is true due to $t_2/\tilde{u}_2 \leq 1$, and because $r_i \leq v_i$ is equivalent to

$$p(n-i)(a+b-1-i) - (m-i)(a-i) \leq ikp(m-n),$$

which follows from

$$np(a+b) + i(a+m) \leq i2\tilde{c}m \leq ikp(m-n).$$

The two inequalities hold because of the choice of \tilde{c} and equation (A.3). \square

Acknowledgements

Support of DFG CRC 755 (A6), Cluster of Excellence MBExC and DFG RTN 2088 (B4) is gratefully acknowledged. JSH was partially supported by a TOP II grant from the NWO. We are grateful to Oskar Laitenberger for providing us his data recorded at the Laser-Laboratorium Göttingen e.V.

Supplementary Material

Supplementary Movie: Fluorescence microscopy

The file provides a video of the first 9000 microscopic frames of the data set that was used for estimating the number of fluorophores in Section 4.

(doi: <http://www.stochastik.math.uni-Bgoettingen.de/SMS-Bmovie.mp4>)

References

- Aspelmeier, T., A. Egner, and A. Munk (2015). Modern statistical challenges in high-resolution fluorescence microscopy. *Annual Review of Statistics and Its Application* 2(1), 163–202.
- Basu, S. and N. Ebrahimi (2001). Bayesian capture-recapture models for error detection and estimation of population size: Heterogeneity and dependence. *Biometrika* 88, 269–279.
- Berend, D. and T. Tassa (2010). Improved bounds on bell numbers and on moments of sums of random variables. *Probability and mathematical statistics* 30, 185–205.
- Berger, J. O., J. M. Bernardo, and D. Sun (2012). Objective priors for discrete parameter spaces. *Journal of the American Statistical Association* 107, 636–648.
- Betzig, E., G. H. Patterson, R. Sougrat, O. W. Lindwasser, S. Olenych, J. S. Bonifacino, M. W. Davidson, J. Lippincott-Schwartz, and H. F. Hess (2006). Imaging intracellular fluorescent proteins at nanometer resolution. *Science* 313(5793), 1642–1645.
- Blumenthal, S. and R. C. Dahiya (1981). Estimating the binomial parameter n . *Journal of the American Statistical Association* 76, 903–909.
- Carroll, R. J. and F. Lombard (1985). A note on N estimators for the binomial distribution. *Journal of the American Statistical Association* 80, 423–426.
- Castillo, I., J. Schmidt-Hieber, and A. W. van der Vaart (2015). Bayesian linear regression with sparse priors. *The Annals of Statistics* 43, 1986–2018.
- Castillo, I. and A. W. van der Vaart (2012). Needles and straw in a haystack: Posterior concentration for possibly sparse sequences. *The Annals of Statistics* 40, 2069–2101.
- DasGupta, A. and H. Rubin (2005). Estimation of binomial parameters when both n , p are unknown. *Journal of Statistical Planning and Inference* 130, 391–404.
- DeGroot, M. H. and M. J. Schervish (2012). *Probability and Statistics*. Pearson Education.
- Draper, N. and I. Guttman (1971). Bayesian estimation of the binomial parameter. *Technometrics* 13, 667–673.
- Fisher, R. (1941). The negative binomial distribution. *Annals of Eugenics London* 11, 182–187.
- Fölling, J., M. Bossi, H. Bock, R. Medda, C. A. Wurm, B. Hein, S. Jakobs, C. Eggeling, and S. W. Hell (2008). Fluorescence nanoscopy by ground-state depletion and single-molecule return. *Nature Methods* 5, 943–945.

- Gao, C., A. W. van der Vaart, and H. H. Zhou (2015). A general framework for bayes structured linear models.
- Ghosal, S., J. K. Ghosh, and A. W. van der Vaart (2000). Convergence rates of posterior distributions. *The Annals of Statistics* 28, 500–531.
- Ghosal, S. and A. van der Vaart (2017). *Fundamentals of nonparametric Bayesian inference*. Cambridge University Press.
- Gordon, R. D. (1941). Values of mills’ ratio of area to bounding ordinate and of the normal probability integral for large values of the argument. *The Annals of Mathematical Statistics* 12(3), 364–366.
- Günel, E. and D. Chilko (1989). Estimation of parameter n of the binomial distribution. *Communications in Statistics - Simulation and Computation* 18, 537–551.
- Haldane, J. B. S. (1941). The fitting of binomial distributions. *Annals of Human Genetics* 11, 179–181.
- Hall, P. (1994). On the erratic behavior of estimators of N in the binomial N, p distribution. *Journal of the American Statistical Association* 89, 344–352.
- Hamedani, G. G. and G. G. Walter (1988). Bayes estimation of the binomial parameter n . *Communications in Statistics - Theory and Methods* 17, 1829–1843.
- Hell, S. W. (2009). Microscopy and its focal switch. *Nature Methods* 6, 24–32.
- Hell, S. W. (2015). Nobel lecture: Nanoscopy with freely propagating light. *Reviews of Modern Physics* 87(4), 1169–1181.
- Hess, S. T., T. P. Girirajan, and M. D. Mason (2006). Ultra-high resolution imaging by fluorescence photoactivation localization microscopy. *Biophys J.* 91, 4258–72.
- Jameson, G. (2015). A simple proof of stirling’s formula for the gamma function. *The Mathematical Gazette* 99(544), 68.
- Johnson, W. P. (2002). The curious history of Faà di Bruno’s formula. *The Mathematical Association of America*.
- Kahn, W. D. (1987). A cautionary note for bayesian estimation of the binomial parameter n . *The American Statistician* 41(1), 38–40.
- Karathanasis, C., F. Fricke, G. Hummer, and M. Hellemann (2017). Molecule counts in localization microscopy with organic fluorophores. *ChemPhysChem* 18, 942–948.

- Lee, S.-H., J. Y. Shin, A. Lee, and C. Bustamante (2012). Counting single photoactivatable fluorescent molecules by photoactivated localization microscopy (palm). *PNAS* *109* 43, 17436–17441.
- Lehmann, E. and G. Casella (1996). *Theory of Point Estimation*, 2 ed. Springer.
- Link, W. A. (2013). A cautionary note on the discrete uniform prior for the binomial n . *Ecology* *94*, 2173–2179.
- Merkle, M. (1996). Logarithmic convexity and inequalities for the gamma function. *Journal of mathematical analysis and applications* *203*(2), 369–380.
- Olkin, I., A. J. Petkau, and J. V. Zidek (1980). A comparison of n estimators for the binomial distribution. *Journal of the American Statistical Association* *76*, 637–642.
- Otis, D. L., K. P. Burnham, G. C. White, and D. R. Anderson (1978). Statistical inference from capture data on closed animal populations. *Wildlife Monographs* *64*, 1–135.
- Raftery, A. E. (1988). Inference for the binomial N parameter: A hierarchical Bayes approach. *Biometrika* *75*, 223–228.
- Rollins, G. C., J. Y. Shin, C. Bustamante, and S. Pressé (2015). Stochastic approach to the molecular counting problem in superresolution microscopy. *PNAS* *112* 2, E110–8.
- Royle, J. (2004). N -mixture models for estimating population size from spatially replicated counts. *Biometrics* *60*, 108–115.
- Rust, M. J., M. Bates, and X. Zhuang (2006). Sub-diffraction-limit imaging by stochastic optical reconstruction microscopy (STORM). *Nature Methods* *3*, 793–796.
- Schmied, J. J., M. Raab, C. Forthmann, E. Pibiri, B. Wünsch, T. Dammeyer, and P. Tinnefeld (2014). Dna origami-based standards for quantitative fluorescence microscopy. *Nature Protocols* *9*, 1367–1391.
- Schneider, L. F., T. Staudt, and A. Munk (2018). Posterior consistency in the binomial (n, p) model with unknown n and p : A numerical study. preprint, arXiv:1809.02459.
- Schwartz, L. (1965). On bayes procedures. *Z. Wahrsch. Verw. Gebiete* *4*, 10–26.
- Ta, H., J. Keller, M. Haltmeier, S. K. Saka, J. Schmied, F. Opazo, P. Tinnefeld, A. Munk, and S. W. Hell (2015). Mapping molecules in scanning far-field fluorescence nanoscopy. *Nature Communications* *6*.
- Telgarsky, M. (2010). Central binomial tail bounds. preprint, arXiv:0911.2077.

van der Vaart, A. W. (1998). *Asymptotic Statistics*. Cambridge University Press.

van der Vaart, A. W. and J. A. Wellner (1996). *Weak Convergence*. Springer.