

Improving Neural Question Generation using Answer Separation

Yanghoon Kim^{1,2}, Hwanhee Lee¹, Joongbo Shin¹ and Kyomin Jung^{1,2}

¹Seoul National University, Seoul, Korea

²Automation and Systems Research Institute, Seoul National University, Seoul, Korea
{ad26kr, wanted1007, jbs shin, kjung}@snu.ac.kr

Abstract

Neural question generation (NQG) is the task of generating a question from a given passage with deep neural networks. Previous NQG models suffer from a problem that a significant proportion of the generated questions include words in the question target, resulting in the generation of unintended questions. In this paper, we propose answer-separated seq2seq, which better utilizes the information from both the passage and the target answer. By replacing the target answer in the original passage with a special token, our model learns to identify which interrogative word should be used. We also propose a new module termed keyword-net, which helps the model better capture the key information in the target answer and generate an appropriate question. Experimental results demonstrate that our answer separation method significantly reduces the number of improper questions which include answers. Consequently, our model significantly outperforms previous state-of-the-art NQG models.

Introduction

Neural question generation (NQG) is the task of generating questions from a given passage with deep neural networks. One of its key applications is to generate questions for educational materials (Heilman and Smith 2010). It is also used as a way to improve question answering (QA) systems (Duan et al. 2017; Tang et al. 2017; Tang et al. 2018) or to engage chatbots to start and continue a conversation (Mostafazadeh et al. 2016).

Automatic question generation (QG) from a passage is a challenging task due to the unstructured nature of textual data. One of major issues in NQG is how to take the question target, referred to as the target answer, in the passage. Specifying the question target is necessary for generating natural questions because there could be multiple target answers in the passage as in the following example. In Figure 1(a), the passage “John Francis O’Hara was elected president of Notre Dame in 1934.” has various candidates to be asked such as the person “John Francis O’Hara”, the location “Notre Dame”, and the number “1934.” Without taking the target answer as an additional input, existing NQG models such as (Du, Shao, and Cardie 2017) tend to generate

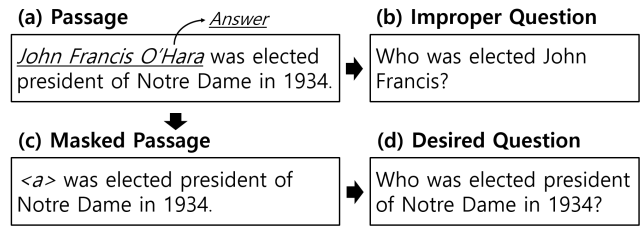


Figure 1: An example of overall idea for QG in this paper. Generated questions from existing NQG models tend to include words from the answer, resulting in the generation of improper questions. Replacing the answer into a special token effectively prevents the answer words from appearing in the question, resulting in the generation of desired questions.

questions without specific target. This is a fundamental limitation due to the fact that recent NQG systems mostly rely on RNN sequence-to-sequence model (Sutskever, Vinyals, and Le 2014; Bahdanau, Cho, and Bengio 2015), and RNNs do not have the ability to model high-level variability (Serban et al. 2017).

To overcome this limitation, most recent NQG models incorporated the target answer information by using the answer position feature (Zhou et al. 2017; Song et al. 2018). However, these approaches have a critical issue that a significant proportion of the generated questions include words in the target answer. For example, Figure 1(b) shows the improperly generated question “Who was elected John Francis?”¹ which exposes some words in the answer. This problem results from the tendency of the sequence-to-sequence model to include all information from the passage (Amplayo, Lim, and Hwang 2018). It becomes severer with the recent trend that NQG models use the copy mechanism (Gulcehre et al. 2016) to encourage that many words in the original passage appear in the question.

This study focuses on resolving this problem by separating the target answer from the original passage. For example, the masked passage “<a> was elected president of Notre Dame in 1934.” in Figure 1(c) still contains enough information to generate the desired question in Figure 1(d), because

¹This example is actually generated by our base model which will be introduced in the later part.

the term ‘‘president’’ is mostly about someone’s position. Interestingly, even though a target answer is replaced with a special token $\langle a \rangle$ in a passage, we can infer the interrogative word through contextual information from the remaining part of the passage. Therefore we expect that separating a target answer will prevent the answer inclusion problem.

In this paper, we develop a novel architecture named **answer-separated seq2seq** which treats the passage and the target answer separately for better utilization of the information from both sides. The first step in our NQG model is an answer masking. Literally, we replace the target answer with the mask token $\langle a \rangle$, and keep the corresponding target answer apart. The masked passage is encoded by an RNN encoder inside of our model. This approach to separate the target answer from the passage helps our model to identify the question type related to the target answer because the model learns to capture the position and contextual information of the target answer with the help of the token $\langle a \rangle$. Furthermore, we propose a new module called **keyword-net** as a part of answer-separated seq2seq, which extracts key information from the target answer kept apart before. The keyword-net makes our NQG model be consistently aware of the target answer, supplementing the information deficiency caused by answer separation. This module is inspired by how people keep the target answer in mind when they ask questions. Lastly, we adopt a retrieval-style word generator proposed by (Ma et al. 2018) which better captures the word semantics during the generation process.

When we evaluate our answer-separated seq2seq on the SQuAD dataset (Rajpurkar et al. 2016)), our model outperforms previous state-of-the-art NQG models by a considerable margin. We empirically demonstrate the impact of the answer separation in following three ways: the rare appearance of the target answer in the generated questions, the better prediction of interrogative words, and the higher attention weights of the $\langle a \rangle$ token to interrogative words. Furthermore, trained with the only questions generated by our model, a machine comprehension system achieves a comparable results.

Related Work

Recently, there have been several NQG models which are end-to-end trainable from (*passage, question, answer*) triplets written in natural language. (Du, Shao, and Cardie 2017) first dealt with end-to-end learning with regard to the question generation problem using a sequence-to-sequence model with an attention mechanism, achieving better performance than rule-based question generation methods in both automatic and human evaluations. However, their model did not take the target answer into account, resulting in generation of the questions which were full of randomness.

To generate more plausible questions, (Zhou et al. 2017) utilized answer positions to make the model aware of the target answer and used NER tags and POS tags as additional features. (Song et al. 2018) utilized the multi-perspective context matching algorithm of (Wang, Hamza, and Florian 2017) to employ the interaction between the target answer and the passage for collecting the relevant contextual information. Both works employed a copy mechanism (Gulcehre

et al. 2016) to reflect the phenomenon by which many of the words in the original passage are copied to the generated question. However, none of them dealt with the issue of many of generated questions including target answers, and the copy mechanism could intensify this problem. To tackle this problem, this paper focuses on developing an NQG model that utilizes the target answer as a separated knowledge.

Additionally, there have been several works which utilize question generation to improve the question answering system. (Duan et al. 2017) crawled an external QA dataset and generated questions from it through their retrieval-based and generation-based question generation methods. With the generated questions as additional data for training the QA system, they demonstrated that their question generation model helps to improve QA systems. More recently, (Tang et al. 2018) presented a joint training algorithm that improves both the question answering system and the question generation model.

To the best of our knowledge, none of the previous works has focused on the issue that a significant proportion of generated questions include words in the target answers.

Task Definition

Given a passage $X^p = (x_1^p, \dots, x_n^p)$ and a target answer $X^a = (x_1^a, \dots, x_m^a)$ as input, the NQG model aims to generate a question $Y = (y_1, \dots, y_T)$ asking about the target answer X^a in the passage X^p . The NQG task is defined as finding the best \bar{Y} that maximizes the conditional likelihood given the X^p and the X^a :

$$\bar{Y} = \underset{Y}{\operatorname{argmax}} P(Y|X^p, X^a) \quad (1)$$

$$= \underset{Y}{\operatorname{argmax}} \sum_{t=1}^T P(y_t|X^p, X^a, y_{<t}) \quad (2)$$

Base Model: Encoder-Decoder with Attention

Following previous works, we base our model on the RNN encoder-decoder architecture (Sutskever, Vinyals, and Le 2014), which is an RNN-based sequence-to-sequence learning model. It generates a task-specific sequential output from a given sequential input and is widely adopted in sequence generation tasks such as neural machine translation (Sutskever, Vinyals, and Le 2014; Bahdanau, Cho, and Bengio 2015), text summarization (Nallapati et al. 2016) and dialogue model (Serban et al. 2016; Serban et al. 2017). In neural question generation, the model takes a passage X^p as an input and outputs a question Y which is relevant to the input passage X^p . Note that the base model does not take the target answer as the input.

An RNN encoder-decoder model consists of two parts: an encoder and a decoder. The encoder is used to represent the variable-length input sequence as a fixed-length vector which includes contextual features of the input sequence, reflecting dependency among each input token. The decoder then generates an output sequence based on the encoder output.

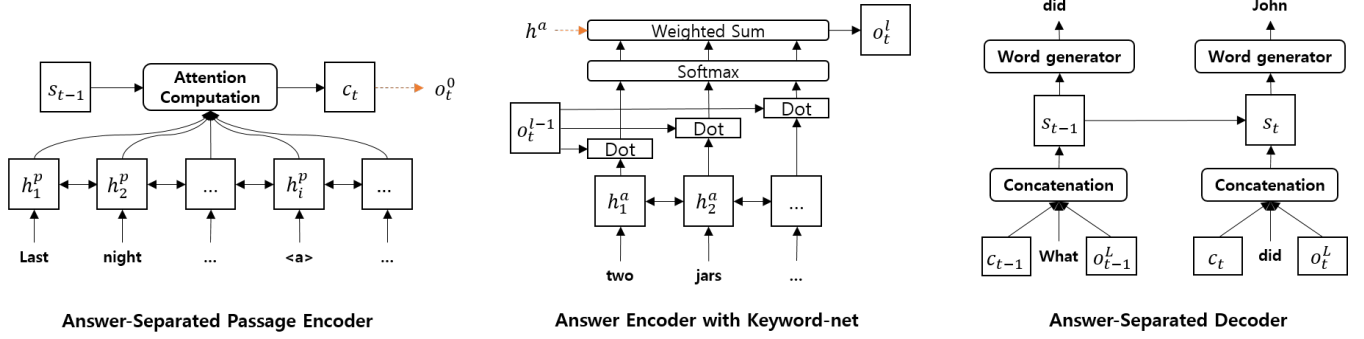


Figure 2: Overall architecture of our model

In general, attention mechanism (Bahdanau, Cho, and Bengio 2015), which functions as visual attention mechanisms found in human, is combined with the encoder-decoder model. The mechanism alleviates the bottleneck that the decoder only relies on a fixed-size vector to generate sequences. With the attention mechanism, the decoder is able to pay attention to the most relevant parts of the given input sequence while generating an output sequence. In the following section, we describe the structure of the encoder-decoder with attention in details.

Encoder The encoder is used to extract contextual features from the given input passage X^p . We use an one-layer bi-directional LSTM as the encoder. A bi-directional LSTM consists of a forward LSTM and a backward LSTM:

$$\vec{h}_i^p = \overrightarrow{LSTM}(x_i^p, \vec{h}_{i-1}^p) \quad (3)$$

$$\overleftarrow{h}_i^p = \overleftarrow{LSTM}(x_i^p, \overleftarrow{h}_{i+1}^p) \quad (4)$$

$$h_i^p = [\vec{h}_i^p; \overleftarrow{h}_i^p] \quad (5)$$

For each time step i , forward hidden state \vec{h}_i^p and backward hidden state \overleftarrow{h}_i^p are concatenated to form a hidden state of bi-LSTM.

Decoder Given the extracted features from the encoder, the decoder generates the corresponding question Y . We utilize a one-layer uni-directional LSTM with attention:

$$s_t = LSTM(y_{t-1}, s_{t-1}, c_t) \quad (6)$$

$$P(y_t | y_{<t}, X^p) = Softmax(W_o s_t) \quad (7)$$

For each time step t , the output token of previous time step y_{t-1} , the hidden state of previous time step s_{t-1} and the context vector of current time c_t are passed through the decoder LSTM to compute the decoder hidden state of current time step s_t . Each hidden state of decoder s_t is then linearly projected with a trainable weight matrix W_o and passed through a softmax layer to compute the probability of output y_t . The context vector c_t is used to reflect the most relevant feature from the input passage X^p while generating the current question token y_t . In Eq. (8), the alignment score

e_{ti} is computed as the matching score between s_{t-1} and h_i^p , where W_c and U_c are trainable weight matrices and v^\top is a trainable vector. As in Eq. (9), the alignment weight α_{ti} is computed with normalization and we take the weighted average of h_i^p as context vector:

$$e_{ti} = v^\top \tanh(W_c s_{t-1} + U_c h_i^p) \quad (8)$$

$$\alpha_{ti} = \frac{\exp(e_{ti})}{\sum_{k=1}^n \exp(e_{tk})} \quad (9)$$

$$c_t = \sum_{i=1}^n \alpha_{ti} h_i^p \quad (10)$$

Answer-Separated Seq2seq

Previous encoder-decoder based neural question generation models take the whole passage X^p as an input. However, RNN encoders tend to pass all of the information in the passage to the decoder, causing a serious issue: the generated question often includes the target answer X^a . Therefore, we propose **answer-separated seq2seq** which treats the target answer and the passage separately for better utilization of the information from both sides. With a simple pre-processing of data, we separate the target answer from the input passage. Encoded with two individual encoders of answer-separated seq2seq, contextual feature of the passage and the target answer are passed to the decoder. We further propose **keyword-net** as another part of answer-separated seq2seq, which is used to extract the key information from target answer. In every decoding step, the decoder utilizes both the contextual feature of the passage from the attention mechanism and the keyword feature of the target answer from the keyword-net to generate a question that is related to the target answer in the passage. Furthermore, we adopt a retrieval style word generator by (Ma et al. 2018) as the output layer of the decoder to better capture the word semantics.

Different from the general RNN encoder-decoder, our answer-separated seq2seq consists of :

- Two encoders each to extract contextual feature from the passage X^p and the target answer X^a .
- Answer-separated decoder which combines both the information from the passage and the target answer.

In the following section, we give a detailed description on how answer-separated seq2seq works. An overview of our answer-separated seq2seq is shown in Figure 2.

Encoder

Answer-separated seq2seq contains two individual encoders each for encoding the passage X^p and the target answer X^a . Similar to the base model, we use two one-layer bi-LSTMs as encoders.

Answer-Separated Passage Encoder Rather than feeding the passage encoder with additional features to emphasize the answer position, we first extract the target answer inside the passage and simply replace the corresponding target answer with a special $\langle a \rangle$ token as in Figure 1(c). In this way, the model learns to capture the position and contextual information of the target answer, knowing which part of the passage should be focused by the generated question. As a result, the probability that the generated question includes the target answer is reduced. This has a direct effect of preventing generation of questions irrelevant to the given target answer. We use the same one-layer bi-LSTMs as in Eq. (1) and Eq. (2).

Answer encoder We use another one-layer bi-LSTM to encode the target answer X^a . In the last time step of the answer encoder, the hidden state of each LSTM is concatenated to form the final hidden state h_{final}^a , which represents the overall feature of the answer X^a :

$$\vec{h}_j^a = \overrightarrow{LSTM}(x_j^a, \vec{h}_{j-1}^a) \quad (11)$$

$$\overleftarrow{h}_j^a = \overleftarrow{LSTM}(x_j^a, \overleftarrow{h}_{j+1}^a) \quad (12)$$

$$s_0 = h_{final}^a = [\vec{h}_m^a; \overleftarrow{h}_m^a] \quad (13)$$

Answer-Separated Decoder

To exploit sufficient information from both the passage and the target answer, we design the answer-separated decoder. Based on LSTM, answer-separated decoder employs features of the passage and the target answer in the following three ways.

Decoder Initialization We initialize the decoder state with the final answer vector h_{final}^a .

Incorporating the Key Feature of the Answer We extract the key information in the target answer to disambiguate the question target. For example, given a passage “Steve Jobs is the founder of Apple” and the target answer “founder of Apple”, we want to generate a question like “Who is Steve Jobs?”. Then “founder” in “founder of Apple” is a keyword which defines the representative characteristic of the whole answer. In every decoding step, we use an attention-based module, termed **keyword-net**, to extract the key information from the target answer. For each layer of the keyword-net, a normalized matching score between output vector of last layer o_t^{l-1} and answer hidden states h_j^a is computed. We then take the weighted average over h_j^a as the

extracted keyword feature o_t^l in current layer l . We initialize o_t^0 with context vector c_t of current decoding step. Following equations describe the mechanism of keyword-net:

$$o_t^0 = c_t \quad (14)$$

$$p_{tj}^l = \text{Softmax}((o_t^{l-1})^\top h_j^a) \quad (15)$$

$$o_t^l = \sum_j p_{tj}^l h_j^a \quad (16)$$

$$s_t = LSTM(y_{t-1}, s_{t-1}, c_t, o_t^L) \quad (17)$$

Retrieval Style Word Generator Based on the current decoder structure, we further adopt an architecture which can generate words by querying distributed word representation, with the purpose of capturing the semantic information of the according words.

(Ma et al. 2018) proposed a retrieval style word generation layer which can remedy a shortcoming of the sequence-to-sequence model that sequence-to-sequence model has tendency to memorize the sequence pattern rather than reflecting word meanings. They made use of word embeddings to tackle the problem. Their word generator produces words by querying the distributed word representations, hoping to capture the meaning of used words. We then borrow the idea behind this novel word generator to replace the existing output layer in our decoder.

The query q_t is computed as a combination of the decoder hidden state s_t and the context vector c_t . By querying q_t to each of the word embedding e_k , we can compute the relevance score between q_t and e_k where W_a is a trainable parameter matrix. Then the normalized value of score function denotes the generation probability of each word. Since the original output layer takes the most of model parameters, we can dramatically reduce the parameter size and the time of model convergence by using this word retrieval layer:

$$q_t = \tanh(W_q[s_t; c_t]) \quad (18)$$

$$\text{score}(q_t, e_k) = q_t^\top W_a e_k \quad (19)$$

$$p(y_t) = \text{Softmax}(\text{score}(q_t, e_k)) \quad (20)$$

Experimental Settings

In this section, we first introduce the dataset we conduct experiments on. Then we give a detailed description of hyperparameter settings of our model. Lastly, several evaluation methods mainly used to assess the quality of generated questions are introduced.

Dataset

For fair comparison, we use the same dataset that is used by previous works (Du, Shao, and Cardie 2017; Zhou et al. 2017; Song et al. 2018): two processed versions of SQuAD(Rajpurkar et al. 2016) dataset. The original SQuAD dataset contains 23,215 paragraphs from 536 articles with over 100k questions and their answers, which are originally created by crowd-workers. Since the original dataset is divided into train/dev splits, (Du, Shao, and Cardie 2017;

Model	Split-1			Split-2
	BLEU	METEOR	ROUGE-L	BLEU
(Du, Shao, and Cardie 2017)	12.28	16.62	39.75	-
(Song et al. 2018)	13.98	18.77	42.72	13.91
(Zhou et al. 2017)	-	-	-	13.29
ASs2s-ASdec	12.30 \pm 0.26	16.70 \pm 0.22	40.32 \pm 0.26	12.25 \pm 0.24
ASs2s-keyword	13.95 \pm 0.29	19.34 \pm 0.24	40.60 \pm 0.25	13.86 \pm 0.30
ASs2s-<a>	14.37 \pm 0.28	18.95 \pm 0.24	42.06 \pm 0.27	14.05 \pm 0.30
ASs2s	16.20 \pm 0.32	19.92\pm0.20	43.96 \pm 0.25	16.17 \pm 0.35

Table 1: Evaluation of our model and previous NQG models with three metrics: BLEU-4, METEOR and ROUGE-L.

Zhou et al. 2017) re-divided them into train/dev/test splits, and extracted passages from the paragraph that contains the target answer, each of which we call data split-1 and data split-2 in the following lines. For the data split-1, since (Du, Shao, and Cardie 2017) does not include the target answers, (Song et al. 2018) extracted them from each passage to make (*passage, question, answer*) triplets. As a result, data split-1 and data split-2 contains 70,484/10,570/11,877 triplets and 86,635/8,965/8,964 triplets respectively. We tokenize both data splits with Stanford CoreNLP (Manning et al. 2014) and then lower-case them.

Implementation Details

We implement our models in Tensorflow 1.4 and train the model with a single GTX 1080 Ti. The hyperparameters of our proposed model are described as follows.

Our model consists of two one-layer encoders each for encoding passages and target answers, and a one-layer decoder to generate questions. The number of hidden units in both encoders and the decoder are 350. For both encoder and decoder, we use 34k most frequent words appeared in training corpus, replacing the rest with the <UNK> token. We use 300-dimensional pre-trained GloVe (Pennington, Socher, and Manning 2014) embeddings trained on 6 billion-token corpus for initialization and freeze it when training. Weight normalization is applied to the attention module and dropout with $P_{drop} = 0.4$ is applied for both RNNs and the attention module. The layer size of keyword-net is set as 4.

Training and Inference During training, we optimize the cross-entropy loss function with the gradient descent algorithm using Adam (Kingma and Ba 2014) optimizer, with an initial learning rate of 0.001. The mini-batch size for each update is set as 128 and the model is trained for up to 17 epochs.

When testing, we conduct beam search with beam width 10 and length penalty weight 2.1. Decoding stops when the generated token is <EOS>. The Performances of all our models are reported as mean and standard derivation values (Mean \pm Std).

Named Entity Replacement To further improve the model performance, we pre-process the data with a very simple technique. Since most named entities do not appear of-

Model	Complete	Partial
seq2seq+AP	0.8%	17.3%
(Song et al. 2018)	2.9%	24.0%
ASs2s	0.6%	9.5%

Table 2: Percentage of complete/partial inclusion of the target answer in generated questions.

ten, by replacing those named entities with representative tokens, we can not only reduce unknown words but also capture the grammatical structure. We look for the named entity tags for tokens in the given passage and replace each of them with the corresponding tag. We make sure that the same entity is assigned the same tag. NER tags are extracted with named entity tagger in Stanford CoreNLP. For those passages that have different named entities with the same tag, we distinguish them with different subscripts such as $Person_1, Person_2$. We store a matching table between named entities and tags, which is used to post-process the generated questions.

Evaluation Methods

Following (Zhou et al. 2017; Song et al. 2018), we compare the performance of NQG models with 3 evaluation metrics: BLEU-4, Meteor and Rouge_L, which are standard evaluation metrics of machine translation and text summarization. We use the evaluation package published by (Chen et al. 2015).

BLEU-4 BLEU-4 measures the quality of the candidate by counting the matching 4-grams in the candidate to the 4-grams in the reference text.

Meteor Meteor compares the candidate with the reference in terms of exact, stem, synonym, and paraphrase matches between words and phrases.

Rouge_L Rouge_L assesses the candidate based on longest common subsequence shared by both the candidate and the reference text.

Model	Question type							
	what	how	when	which	where	who	why	yes/no
seq2seq+AP	77.3%	56.2%	19.4%	3.4%	12.1%	36.7%	23.7%	5.3%
ASs2s	82.0%	74.1%	43.3%	6.1%	46.3%	67.8%	28.5%	6.2%

Table 3: Recall of interrogative word prediction.

Results

Performance Comparison

We compare our model with previous state-of-the-art NQG models. Since there exists two different data splits processed by (Du, Shao, and Cardie 2017; Zhou et al. 2017), we conduct experiments on both data splits. To figure out the effect of each module, we also conduct ablation tests against some key modules: **ASs2s** denotes the complete answer-separated seq2seq model. **ASs2s-< a>** is the answer-separated seq2seq without replacing the target answer in the original passage. **ASs2s-keyword** is the answer-separated seq2seq without keyword-net. **ASs2s-ASdec** is the answer-separated seq2seq without the answer-separated decoder but with a general LSTM decoder.

As shown in Table 1, ASs2s outperforms all of the previous NQG models on both data splits by a great margin, showing that separate utilization of target answer information plays an important role in generating the intended questions. With the help of answer-separated decoder, ASs2s-<a> still outperforms the previous NQG models except for ROUGE-L on data split-1. However, there is a considerable decrease in all metrics compared to the complete model. This results from the fact that answer separation prevents generated question from including the answer. Similarly, ASs2s-keyword has a big drop in performance and this verifies that the keyword-net has actual impact on improving the performance. ASs2s-ASdec has greater decrease in all metrics compared to the ASs2s. This is a very natural result because without the answer-separated decoder, the model has to generate questions by only relying on context around the target answer position without knowledge of the target answer.

Impact of Answer Separation

Answer separation helps the model generate the right question for the given target answer. Since the base model does not utilize the target answer information, we further define **seq2seq+AP(Answer Position)** as base model with answer position feature (Zhou et al. 2017) for comparison. We show the benefits of answer-separated seq2seq in three aspects.

Answer Copying Frequency If a NQG model captures the question target well, the generated question will rarely include the target answer. We verify the assumption by computing the percentage of generated questions including target answers. Since (Du, Shao, and Cardie 2017) ignores the target answer, we choose seq2seq+AP to represent (Du, Shao, and Cardie 2017) with answer position feature. Further, we choose the previous state-of-the-art (Song et al.

2018) for comparison because both (Zhou et al. 2017) and (Song et al. 2018) use the copy mechanism.

As shown in Table 2, the percentage that the target answers are either completely or partially included in the generated questions is significantly lower in our model. We also figure out an interesting observation: even though (Song et al. 2018) is the previous state-of-the-art NQG model, it generates more irrelevant questions to the target answer when compared to seq2seq+AP. This observation indicates the negative effect of copy mechanism that the target answer inside the passage is unintentionally copied to the generated question.

Interrogative Word Prediction To figure out the effect of answer-separated seq2seq on question type prediction, we compare the recall of each interrogative word prediction between the generated questions of answer-separated seq2seq and seq2seq+AP. We group questions into 8 categories: “what”, “how”, “when”, “which”, “where”, “who”, “why” and “yes/no”. As shown in Table 3, answer-separated seq2seq has better recall score over seq2seq+AP in all categories. Especially, the recall of question types “how”, “when”, “where” and “who” improved in big magnitude. Both model’s recall of question type “what” is very high because “what” takes up more than half of the whole training set (55.4%). Both model’s recall of type “which” is very low. This may result from the fact that some combinations like “which year” and “which person” may be generated as “where” and “who” respectively. For question types “why” and “yes/no” which only take up 1.5% and 1.2% of the training set respectively, both models did not perform well due to the small amount of data.

Attention from <a> We verify the effect of replacing answer with <a> by comparing attention matrices. Given the passage “john francis o’hara was elected president of notre dame in 1934.” and the target answer “john francis o’hara”, following Figure 3(a) and Figure 3(c) show the attention matrices produced by our answer-separated seq2seq and seq2seq+AP respectively.

As shown in Figure 3(a), the interrogative word “who” gets most of the attention weights (higher attention weights) from the <a> token in our answer-separated seq2seq. Further more, Our model can generate a question that is exactly related to the target answer. With additional answer position features as in Figure 3(c), only a part of answer is attended while generating the interrogative word “who”. In this case, if the answer has some contextual information, then the model may omit it, generating an unintended question. Also, the generated question contains “john francis” which is a part of the target answer. We infer that the encoder

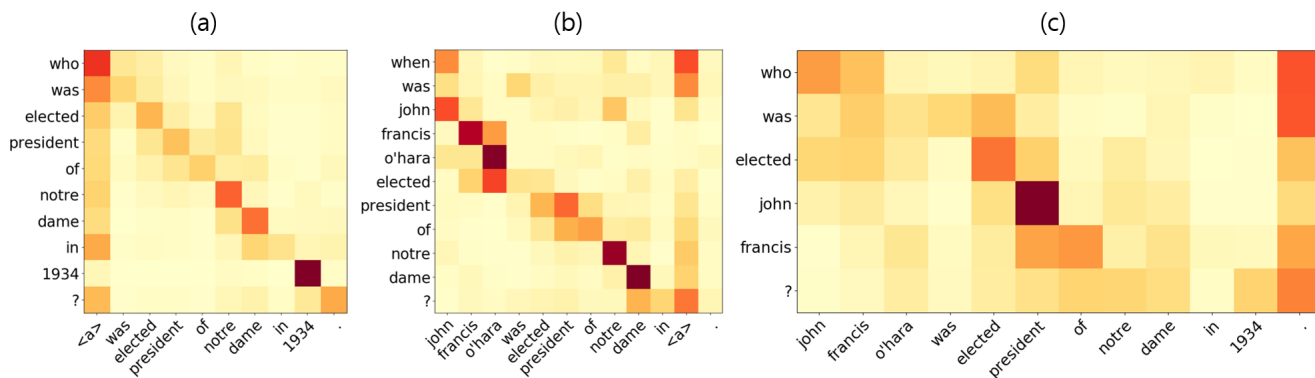


Figure 3: (a) and (b) show attention matrices of our model given a passage with two different target answers. (c) shows an attention matrix of seq2seq+AP given the same passage and the target answer as (a).

tends to utilize more information from the word embeddings rather than answer position features, since the word embedding has far more information than answer position features.

Question Generation for Machine Comprehension

By training a machine comprehension system on the synthetic data generated by our model, we verify that our model has an enough ability to generate natural and fluent questions. By changing the position of the `<a>` token, we can easily produce various questions with our model. Figure 3(a) and Figure 3(b) shows one example where we use our model to generate two different questions corresponding to different target answers from the same input passage.

We experiment with QANet (Yu et al. 2018) on SQuAD dataset to verify whether the generated questions from our model are valid or not. Since most of the answers correspond to named entities, we use words and phrases that are named entities from training part of data split-1 as target answers. Then, we pair those answers with corresponding passages. We also make sure that selected answers are not overlapped with answers in the original SQuAD dataset because our NQG model is trained with the target answer provided with SQuAD dataset. If answers are overlapped, our model may generates exact the same questions as the golden questions. then we pair those answers with corresponding passages.

To organize the dataset in the same way as SQuAD dataset, (*paragraph, question, answer position*) triplets, we trace the passage in data split-1 in the original paragraph and re-compute the answer position as well. We finally make a synthetic data with about 50k questions and train the machine comprehension system only with our synthetic data. As shown in Table 4, the machine comprehension system achieves EM/F1 score of 22.72/31.58 in public SQuAD dev set. This result is far below the result 68.78/78.56 of the case when the model is trained with the original training set. However, considering our synthetic data only consists of target answers with single named entity, we further check EM/F1 score of partial dev set that only has a single named entity as the answer. We find that in the 10k dev set, about 40 percent of the data has an answer with a single named en-

Answers	Exact Match (EM)	F1 score
ALL	22.72	31.58
NER	49.09	56.57

Table 4: Performance of the machine comprehension system which is trained only with synthetic data generated by our NQG model.

tity and the machine comprehension system achieves EM/F1 score of 49.09/56.57 with those parts of the data. Since the SQuAD dataset is a human-made dataset, this result sufficiently shows that our answer-separated seq2seq can generate valid questions that can be acceptable both by human and machine comprehension systems.

Conclusion

In this paper, we investigate the advantages of answer separation in neural question generation. We observe that existing NQG models suffer from a serious problem: a significant proportion of generated questions include words in the question target, resulting in the generation of unintended questions. To overcome this problem, we introduce a novel NQG architecture that treats the passage and the target answer separately to better utilize the information from the both sides. Experimental results show that our model has a strong ability to generate the right question for the target answer in the passage. As a result, it yields a substantial improvement over previous state-of-the-art models.

Acknowledgments

This work was supported by the National Research Foundation of Korea (NRF) funded by the Korean government (MSIT) (No. 2016M3C4A7952632), Industrial Strategic Technology Development Program (No. 10073144) funded by the Ministry of Trade, Industry & Energy (MOTIE, Korea).

References

- [Amplayo, Lim, and Hwang 2018] Amplayo, R. K.; Lim, S.; and Hwang, S.-w. 2018. Entity commonsense representation for neural abstractive summarization. In *Proceedings of the 2018 Conference of the North American Chapter of the Association for Computational Linguistics: Human Language Technologies, Volume 1 (Long Papers)*, volume 1, 697–707.
- [Bahdanau, Cho, and Bengio 2015] Bahdanau, D.; Cho, K.; and Bengio, Y. 2015. Neural machine translation by jointly learning to align and translate. In *Proceedings of the International Conference on Learning Representations*.
- [Chen et al. 2015] Chen, X.; Fang, H.; Lin, T.-Y.; Vedantam, R.; Gupta, S.; Dollár, P.; and Zitnick, C. L. 2015. Microsoft coco captions: Data collection and evaluation server. *arXiv preprint arXiv:1504.00325*.
- [Du, Shao, and Cardie 2017] Du, X.; Shao, J.; and Cardie, C. 2017. Learning to ask: Neural question generation for reading comprehension. In *Proceedings of the 55th Annual Meeting of the Association for Computational Linguistics (Volume 1: Long Papers)*, volume 1, 1342–1352.
- [Duan et al. 2017] Duan, N.; Tang, D.; Chen, P.; and Zhou, M. 2017. Question generation for question answering. In *Proceedings of the 2017 Conference on Empirical Methods in Natural Language Processing*, 866–874.
- [Gulcehre et al. 2016] Gulcehre, C.; Ahn, S.; Nallapati, R.; Zhou, B.; and Bengio, Y. 2016. Pointing the unknown words. In *Proceedings of the 54th Annual Meeting of the Association for Computational Linguistics (Volume 1: Long Papers)*, volume 1, 140–149.
- [Heilman and Smith 2010] Heilman, M., and Smith, N. A. 2010. Good question! statistical ranking for question generation. In *Human Language Technologies: The 2010 Annual Conference of the North American Chapter of the Association for Computational Linguistics*, 609–617. Association for Computational Linguistics.
- [Kingma and Ba 2014] Kingma, D. P., and Ba, J. 2014. Adam: A method for stochastic optimization. *arXiv preprint arXiv:1412.6980*.
- [Ma et al. 2018] Ma, S.; Sun, X.; Li, W.; Li, S.; Li, W.; and Ren, X. 2018. Query and output: Generating words by querying distributed word representations for paraphrase generation. In *Proceedings of the 2018 Conference of the North American Chapter of the Association for Computational Linguistics: Human Language Technologies, Volume 1 (Long Papers)*, volume 1, 196–206.
- [Manning et al. 2014] Manning, C.; Surdeanu, M.; Bauer, J.; Finkel, J.; Bethard, S.; and McClosky, D. 2014. The stanford corenlp natural language processing toolkit. In *Proceedings of 52nd annual meeting of the association for computational linguistics: system demonstrations*, 55–60.
- [Mostafazadeh et al. 2016] Mostafazadeh, N.; Misra, I.; Devlin, J.; Mitchell, M.; He, X.; and Vanderwende, L. 2016. Generating natural questions about an image. In *Proceedings of the 54th Annual Meeting of the Association for Computational Linguistics (Volume 1: Long Papers)*, volume 1, 1802–1813.
- [Nallapati et al. 2016] Nallapati, R.; Zhou, B.; dos Santos, C.; Gulcehre, C.; and Xiang, B. 2016. Abstractive text summarization using sequence-to-sequence rnns and beyond. In *Proceedings of The 20th SIGNLL Conference on Computational Natural Language Learning*, 280–290.
- [Pennington, Socher, and Manning 2014] Pennington, J.; Socher, R.; and Manning, C. 2014. Glove: Global vectors for word representation. In *Proceedings of the 2014 conference on empirical methods in natural language processing (EMNLP)*, 1532–1543.
- [Rajpurkar et al. 2016] Rajpurkar, P.; Zhang, J.; Lopyrev, K.; and Liang, P. 2016. Squad: 100,000+ questions for machine comprehension of text. In *Proceedings of the 2016 Conference on Empirical Methods in Natural Language Processing*, 2383–2392.
- [Serban et al. 2016] Serban, I. V.; Sordoni, A.; Bengio, Y.; Courville, A. C.; and Pineau, J. 2016. Building end-to-end dialogue systems using generative hierarchical neural network models. In *AAAI*, volume 16, 3776–3784.
- [Serban et al. 2017] Serban, I. V.; Sordoni, A.; Lowe, R.; Charlin, L.; Pineau, J.; Courville, A. C.; and Bengio, Y. 2017. A hierarchical latent variable encoder-decoder model for generating dialogues. In *AAAI*, 3295–3301.
- [Song et al. 2018] Song, L.; Wang, Z.; Hamza, W.; Zhang, Y.; and Gildea, D. 2018. Leveraging context information for natural question generation. In *Proceedings of the 2018 Conference of the North American Chapter of the Association for Computational Linguistics: Human Language Technologies, Volume 2 (Short Papers)*, volume 2, 569–574.
- [Sutskever, Vinyals, and Le 2014] Sutskever, I.; Vinyals, O.; and Le, Q. V. 2014. Sequence to sequence learning with neural networks. In *Advances in neural information processing systems*, 3104–3112.
- [Tang et al. 2017] Tang, D.; Duan, N.; Qin, T.; Yan, Z.; and Zhou, M. 2017. Question answering and question generation as dual tasks. *arXiv preprint arXiv:1706.02027*.
- [Tang et al. 2018] Tang, D.; Duan, N.; Yan, Z.; Zhang, Z.; Sun, Y.; Liu, S.; Lv, Y.; and Zhou, M. 2018. Learning to collaborate for question answering and asking. In *Proceedings of the 2018 Conference of the North American Chapter of the Association for Computational Linguistics: Human Language Technologies, Volume 1 (Long Papers)*, volume 1, 1564–1574.
- [Wang, Hamza, and Florian 2017] Wang, Z.; Hamza, W.; and Florian, R. 2017. Bilateral multi-perspective matching for natural language sentences. In *Proceedings of the 26th International Joint Conference on Artificial Intelligence*, 4144–4150. AAAI Press.
- [Yu et al. 2018] Yu, A. W.; Dohan, D.; Luong, M.-T.; Zhao, R.; Chen, K.; Norouzi, M.; and Le, Q. V. 2018. Qanet: Combining local convolution with global self-attention for reading comprehension. In *Proceedings of the International Conference on Learning Representations*.
- [Zhou et al. 2017] Zhou, Q.; Yang, N.; Wei, F.; Tan, C.; Bao, H.; and Zhou, M. 2017. Neural question generation from text: A preliminary study. In *National CCF Conference*

on Natural Language Processing and Chinese Computing,
662–671. Springer.