

Learning Embeddings of Directed Networks with Text-Associated Nodes—with Applications in Software Package Dependency Networks

Shudan Zhong*

University of California, Berkeley
Berkeley, California, USA
sdz@berkeley.edu

Hong Xu*

University of Southern California
Los Angeles, California, USA
hongxu@usc.edu

Abstract

A network embedding consists of a vector representation for each node in the network. Network embeddings have shown their usefulness in node classification and visualization in many real-world application domains, such as social networks and web networks. While directed networks with text associated with each node, such as citation networks and software package dependency networks, are commonplace, to the best of our knowledge, their embeddings have not been specifically studied. In this paper, we create PCTADW-1 and PCTADW-2, two algorithms based on NNs that learn embeddings of directed networks with text associated with each node. We create two new labeled directed networks with text-associated node: The package dependency networks in two popular GNU/Linux distributions, Debian and Fedora. We experimentally demonstrate that the embeddings produced by our NNs resulted in node classification with better quality than those of various baselines on these two networks. We observe that there exist systematic presence of analogies (similar to those in word embeddings) in the network embeddings of software package dependency networks. To the best of our knowledge, this is the first time that such a systematic presence of analogies is observed in network and document embeddings. This may potentially open up a new venue for better understanding networks and documents algorithmically using their embeddings as well as for better human understanding of network and document embeddings.

Introduction

Machine learning has a long history of being applied to networks for various tasks, such as network classification (Sen et al. 2008), prediction of protein binding (Alipanahi et al. 2015), etc. Thanks to the advancement of technologies such as the Internet and database management systems, the amount of data that are available for machine learning algorithms have been growing tremendously over the past decade. Among these datasets, a huge fraction can be modeled as networks, such as web networks, brain networks, citation networks, street networks, etc. (Xu et al. 2018). Therefore, improving machine learning algorithms on networks has become even more important.

However, due to the discrete and sparse nature of networks, it is hard to apply machine learning directly to them.

To resolve this issue, one major school of thought to approach networks using machine learning is via network embeddings (Goyal and Ferrara 2018). A network embedding consists of a real-number-valued vector representation for each node in the network. These vectors can then be fed into machine learning algorithms for various classification and regression tasks.

In recent years, there have been dramatic advancements in learning network embeddings, such as DeepWalk (Perozzi, Al-Rfou, and Skiena 2014), LINE (Tang et al. 2015), node2vec (Grover and Leskovec 2016), DNGR (Cao, Lu, and Xu 2016), metapath2vec (Dong, Chawla, and Swami 2017), GraphSAGE (Hamilton, Ying, and Leskovec 2017), M-NMF (Wang et al. 2017), LANE (Huang, Li, and Hu 2017), RSDNE (Wang et al. 2018), Diff2Vec (Rozemberczki and Sarkar 2018), and SIDE (Kim et al. 2018). Most of these works, however, focus on the structure of the networks alone and do not take data associated with nodes into account, while, in reality, there exist a huge amount of networks in which each node has associated text data (a document), such as citation networks with titles and abstracts of articles, web networks with contents of web pages, etc.

To address this issue, (Yang et al. 2015) proposed *text-associated DeepWalk* (TADW), a network embedding learning algorithm that combines the network and documents associated with nodes to learn network embeddings. However, despite the presence of “DeepWalk” in its name, it is based on matrix factorization of adjacency matrices and its space complexity scales quadratically with respect to the number of nodes. (In fact, we later demonstrate that it cannot handle networks of reasonable sizes in a RAM of a reasonable size.) Therefore, developing an effective and scalable network embedding learning algorithm for networks with text-associated nodes is still imperative.

One important type of network with text-associated nodes is *software package dependency networks*. They play essential roles in modern software package management systems. For example, in most cases, when a user installs a software package on a modern GNU/Linux distribution via its software package management system (which is the most common way to install software), a software package dependency network is queried so that the software package management system installs necessary dependencies of that software package. Unfortunately, to the best

*Equal contribution

of our knowledge, software package dependency networks have not been studied in the context of network embeddings (despite that they have been studied in the context of data mining for other purposes, e.g., (Shatnawi et al. 2017; Decan, Mens, and Constantinou 2018))—the majority of the huge literature of network embeddings have a major focus on social networks, with some on other networks such as citation networks and web networks (e.g., (Yang et al. 2015)).

In this paper: (1) We create two new directed networks with text-associated and multi-labeled nodes, the package dependency networks in Debian and Fedora, two popular GNU/Linux distributions. (2) We propose *parent-child text-associated DeepWalk-1 and -2* (PCTADW-1 and -2), two algorithms for learning network embeddings for directed networks with text-associated nodes, and we demonstrate that PCTADW-1 and PCTADW-2 outperformed other algorithms in terms of effectiveness. (3) The systematic presence of analogies has been long observed in word embeddings and has played an essential role in human understanding of word embeddings and algorithmically understanding words (e.g., (Mikolov et al. 2013)). Unfortunately, such analogies have not been systematically observed in network and document embeddings. For the first time, we observe the systematic presence of analogies in network embeddings. Similar to the role of analogies as in word embeddings, this may potentially open up a new venue for better understanding networks and documents algorithmically using their embeddings as well as for better human understanding of network and document embeddings.

Background

Software Package Dependency Network A software package dependency network characterizes the dependency relationship between software packages in a software package management system. Simply speaking, a package A depends on a package B iff installing A requires installing B first. They are usually directed networks in which each node represents a software package and each directed edge characterizes a dependency relation. For example, in a software package dependency network that describes Python packages (such as those in PyPI), there would be an edge that connects the node representing “tensorflow” to the node representing “numpy” to represent the fact that the software package “tensorflow” depends on “numpy.” In addition, in modern software package management systems, each package usually also has an associated text description.

Learning Network Embeddings on Networks with Text-Associated Nodes As mentioned in the introduction, the majority of current network embedding learning algorithms focus on the networks alone without taking into account data associated with nodes, especially text data. TADW is a recently developed algorithm that learns network embeddings on networks with text-associated nodes. It learns a network embedding by factorizing the matrix $M = (A + A^2)/2$, where A is the $|V| \times |V|$ probabilistic transition matrix characterizing the transitions of states of a randomly walking

agent on the network, i.e.,

$$(A)_{uv} = \begin{cases} 1/\deg(u) & \text{if } (u, v) \in E \\ 0 & \text{otherwise,} \end{cases} \quad (1)$$

where $\deg(u)$ is the degree of u . To incorporate text information associated with nodes, TADW multiplies an additional matrix that represents text features during the matrix factorization. In other words, it computes

$$\min_{W, H} \|M - W^\top H T\|_F^2 + \frac{\lambda}{2} (\|W\|_F^2 + \|H\|_F^2). \quad (2)$$

Here, T is a matrix consisting of the text feature vector of each node, and W and H are the to-be-learned matrices that consist of vector representations of each node. From the equation above, it is easy to see that the space complexity of TADW scales quadratically with respect to the number of nodes even if the network is sparse and therefore may have a scalability issue.

Embeddings of Directed Networks

For a given directed network $G = \langle V, E \rangle$, we represent each $v \in V$ using two real-number-valued vectors \mathbf{v}_c and \mathbf{v}_p . \mathbf{v}_c and \mathbf{v}_p encode v from two different perspectives— v as a child (from its incoming edges) and parent (from its outgoing edges)—and are referred to as the *child vector representation* and *parent vector representation* of v , respectively. (u is a parent (node) of v and v is a child (node) of u iff $(u, v) \in E$.) We modify the Skip-gram model (Perozzi, Al-Rfou, and Skiena 2014) as to minimize a negative log probability, i.e., as to compute

$$\arg \min_{\substack{\mathbf{v}_c, \mathbf{v}_c^\dagger, \mathbf{v}_p, \mathbf{v}_p^\dagger: v \in V \\ \mathbf{u}_c, \mathbf{u}_c^\dagger, \mathbf{u}_p, \mathbf{u}_p^\dagger: u \in V}} L_g(G) = - \sum_{\substack{u, v \in V: \\ u \neq v}} [w_{u,v}^c \log p_c(v | u) + w_{v,u}^p \log p_p(u | v)], \quad (3)$$

where $w_{u,v}^c$ and $w_{v,u}^p$ are two non-negative weighting hyperparameters and have cutoffs (i.e., $w_{u,v}^c = 0$ if $\text{dist}(u, v) > s$ and $w_{v,u}^p = 0$ if $\text{dist}(v, u) > s$, where s is another positive hyperparameter and $\text{dist}(u, v)$ is the distance from u to v in the directed network), and

$$p_c(v | u) = \frac{\exp(\mathbf{v}_c^\top \mathbf{u}_p)}{\sum_{v' \in V} \exp(\mathbf{v}_c^\top \mathbf{u}_p)} \quad (4)$$

$$p_p(u | v) = \frac{\exp(\mathbf{u}_p^\top \mathbf{v}_c)}{\sum_{u' \in V} \exp(\mathbf{u}_p^\top \mathbf{v}_c)}. \quad (5)$$

Here, vectors with and without superscript \dagger are analogous to “output” and “input” vectors in (Mikolov et al. 2013, Equation (2)), respectively. Equations (4) and (5) have similar forms to (Perozzi, Al-Rfou, and Skiena 2014, Equation (4)) and (Mikolov et al. 2013, Equation (2)). Unlike (Perozzi, Al-Rfou, and Skiena 2014, Equation (4)) and (Mikolov et al. 2013, Equation (2)), which train vectors to accurately predict surrounding nodes from given nodes

without incorporating directions, we take directions into consideration: $p_c(v | u)$ considers v from its incoming edges (seeing v as a child) and $p_p(u | v)$ considers v from its outgoing edges (seeing v as a parent). The model is also flexible enough to allow explicit weighting of the relationship between two nodes based on various factors such as their distances and the structure of the network, while (Mikolov et al. 2013) does not consider the effects of distances between two words (as long as they are close within a given window size), and (Perozzi, Al-Rfou, and Skiena 2014) only implicitly incorporated these factors in their sampled random sequences but does not explicitly discuss or derive their effects in their optimization goal.

Incorporating Text Associated with Nodes

While Equation (3) learns an embedding for a directed network, it does not incorporate text information associating with nodes. To incorporate text information, we alter the optimization goal to be

$$\arg \min_{\substack{\mathbf{v}_c, \mathbf{v}_c^\dagger, \mathbf{v}_p, \mathbf{v}_p^\dagger: v \in V \\ \mathbf{u}_c, \mathbf{u}_c^\dagger, \mathbf{u}_p, \mathbf{u}_p^\dagger: u \in V}} L(G, D) = L_g(G) + L_d(D), \quad (6)$$

where $D = \{d_v | v \in V\}$ is the set of all documents associating with nodes in G and

$$L_d(D) = - \sum_{v \in V} \sum_{\omega \in d_v} w_v \log \left(\frac{\exp(\omega^\top \mathbf{v})}{\sum_{\omega' \in \Omega} \exp(\omega'^\top \mathbf{v})} \right). \quad (7)$$

where Ω is a vocabulary, w_v is a weighting hyperparameter and \mathbf{v} is a concatenation of \mathbf{v}_c and \mathbf{v}_p . This is similar to PV-DBOW (Le and Mikolov 2014): We minimize the error of predicting a word in a document given the node that this document is associated with.

Architectures of our Neural Networks

The architecture of our NNs, PCTADW-1 and PCTADW-2, are as follows. PCTADW-1 approximates Equation (6) with an additional constraint $\forall v \in V : \mathbf{v}_c = \mathbf{v}_p$ imposed. PCTADW-1 takes the vector representation of a node as its input. It has three softmax units directly takes the input vector as input. The first softmax unit, which we refer to as the *word softmax unit*, predicts a randomly sampled word in the node's associated text. The second/third softmax unit, which we refer to as the *parent/child node softmax unit*, predicts a randomly sampled s -parent/child node (u is an s -parent (node) of v and v is an s -child (node) of u iff $\text{dist}(u, v) \leq s$).

PCTADW-2 takes the child and parent vector representations of a node as its input. It approximates Equation (6). It has three softmax units. The first softmax unit, the word softmax unit, takes both the two vectors as input to a softmax unit that predicts a randomly sampled word in the node's associated text. This structure is similar to that of PV-DBOW. The second/third softmax unit, the parent/child node softmax unit, takes the node's child/parent vector representation as its input and predicts a randomly sampled s -parent/child node. This structure is similar to that of DeepWalk.

In both PCTADW-1 and PCTADW-2, to handle nodes with missing associated texts, parent nodes, or child nodes,

we simply do not backpropagate from their respective output nodes. Details of their architectures are depicted in Figure 1.

Sampling of Training Data Points

In each epoch, we iterate over each node v once. We feed v into the NN for t_v times, where t_v is a hyperparameter. We set

$$t_v = \min\{\max\{n_p(s), n_c(s)\}, m\}, \quad (8)$$

where $n_p(s)$ and $n_c(s)$ are the numbers of nodes that satisfy v can reach within distance s along and inversely along edge directions, respectively, and m is a hyperparameter that is used to prevent t_v from being too large.

Each time when feeding v into the NN, we also need to sample a word ω in the associated document, an s -child u of v , and an s -parent u' of v . We sample ω by uniformly randomly choosing a word in d_v . We sample u by randomly walking from v along edge directions for s nodes and then uniformly randomly choosing a u_s in the walked path. We sample u' similarly except that we walk inversely along edge directions.

It is easy to see that $w_v = \frac{t_v}{l(d_v)}$, where $l(d_v)$ is the number of words in d_v . We now derive $w_{u,v}^c$ and $w_{v,u}^p$ in Equation (3) resulted from our random walk scheme. During random walk, we denote the state of being at node ν using e_ν , a vector with its ν^{th} element being 1 and all other elements 0. Let A be the transit matrix of the random walk that follows edge directions, i.e.,

$$(A)_{\mu\nu} = \begin{cases} 1/\deg_{\text{out}}(\mu) & \text{if } (\mu, \nu) \in E \\ 0 & \text{otherwise} \end{cases} \quad (9)$$

characterizes the probability of transiting from e_μ to e_ν . Here, $\deg_{\text{out}}(\mu)$ is the out-degree of node μ . Therefore, for a sufficiently large number of epochs k , when v is input to the NN, the expected number of times that u is the to-be-predicted s -child node is $\frac{kt_v}{s} (e_v \sum_{i=1}^s A^i)_u$. Similarly, for a sufficiently large number of epochs k , the expected number of times that u' is the to-be-predicted s -parent node is $s \frac{t_v}{s} (e_v \sum_{i=1}^s B^i)_{u'}$, where

$$(B)_{\mu\nu} = \begin{cases} 1/\deg_{\text{in}}(\mu) & \text{if } (\mu, \nu) \in E \\ 0 & \text{otherwise,} \end{cases} \quad (10)$$

where $\deg_{\text{in}}(\mu)$ is the in-degree of node μ . Since $w_{u,v}^c$ and $w_{v,u}^p$ are proportional to the numbers of times that u is used to predict its child v and that v is used to predict its parent u , assuming an asymptotically large number of epochs, we have

$$w_{u,v}^c = \frac{t_u}{s} \left(e_u \sum_{i=1}^s A^i \right)_v \quad (11)$$

$$w_{v,u}^p = \frac{t_v}{s} \left(e_v \sum_{i=1}^s B^i \right)_u. \quad (12)$$

Experimental Evaluation

In this section, we report our experimental evaluation of PCTADW-1 and PCTADW-2 with a focus on software package dependency networks via node classification.

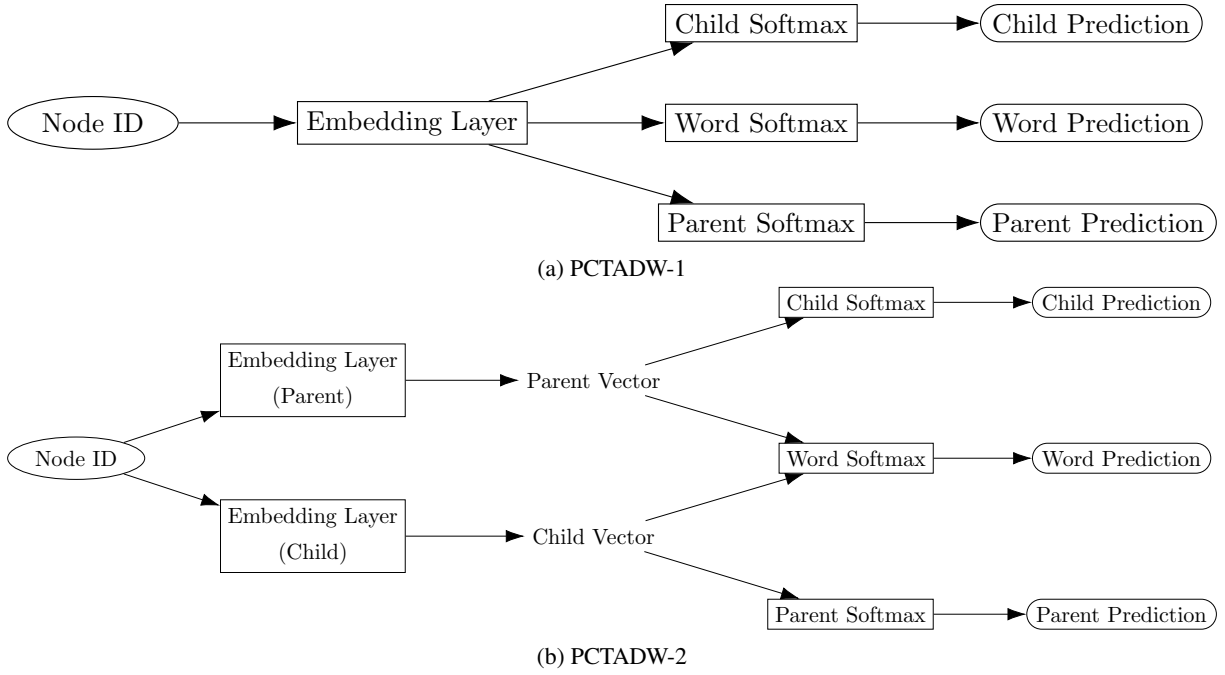


Figure 1: Architecture of PCTADW-1 and PCTADW-2. Elliptical units represent input of data. Units with no border represent intermediate variables. Rectangular units represent activation units. Rounded rectangular units represent predictions.

Datasets

In our experiments, we created 2 datasets, *Fedora* and *Debian*, each of which is a package dependency network whose most nodes are associated with text. *Fedora* and *Debian* contain information on the dependency relationship of software packages in the GNU/Linux distributions Fedora version 28 and Debian version 9.5, respectively. We chose these two GNU/Linux distributions since both of them play essential roles in the usage of GNU/Linux: Fedora is the foundation of Red Hat Enterprise Linux, a popular GNU/Linux distribution, which, for example, powers Summit and Sierra, two of the three fastest supercomputers in the world as in June 2018 (Fisher 2018); Debian and its derivation, Ubuntu, were reported as the top two choices of operating systems for hosting web services as in 2016 (Gelbmann 2016). In these networks, each node represents a software package and is associated with a description of it. Each edge represents a dependency relation. *Fedora* has 49 282 nodes, 302 057 edges, and 7 labels. *Debian* has 51 259 nodes and 235 982 edges, and 8 labels. We generated *Fedora* using DNF Python API¹ and *Debian* using python-apt². We also manually removed (about 10) erroneous cyclic dependencies in *Debian*. We have made these data publicly available online³.

¹<https://dnf.readthedocs.io/en/latest/api.html>

²<https://salsa.debian.org/apt-team/python-apt>

³<https://doi.org/10.5281/zenodo.1410670>

Baselines

We compared PCTADW-1 and PCTADW-2 with the following baselines.

DeepWalk (Perozzi, Al-Rfou, and Skiena 2014) learns vector representations of nodes in a network using an approach similar to Skip-gram (Mikolov et al. 2013), a widely used word vector representation learning algorithm in computational linguistics. It demonstrated superior effectiveness compared with a few previous approaches. While it works well on networks, it does not take additional information, such as those associated with nodes, into account. We used the implementation by the original authors of (Perozzi, Al-Rfou, and Skiena 2014)⁴. We set the dimension of learned vector representations to be 128 in our experiments. We used the default values for its other hyperparameters, i.e., the number of random walks to start at each node was set to be 10 and the length of each random walk was set to be 40.

Doc2Vec (Le and Mikolov 2014) learns vector representations for documents using an NN that is similar to the ones used in Skip-Gram (Mikolov et al. 2013): It has an embedding layer after each input unit, followed by a (hierarchical) softmax unit that predicts a word. (Le and Mikolov 2014) proposes two major variants: PV-DM and PV-DBOW. PV-DM trains an NN that takes a document and a randomly sampled window of words in this document as input and predicts another word in the sampled window. PV-DBOW

⁴<https://github.com/phanein/deepwalk>

trains an NN that takes a document as its input and predicts a randomly sampled word in it. We can use these two methods to generate a vector representation for the document associating with each node as a vector representation for this node. We used the implementation from the gensim software package (Řehůřek and Sojka 2010). We set the dimension of learned vector representations to be 128 and the number of training epochs to be 100 in our experiments. We also removed stopwords in all documents before we applied PV-DM and PV-DBOW.

Simple Concatenation represents a node using a concatenation of its vector representations learned by DeepWalk and PV-DM or PV-DBOW. We used the same hyperparameters for DeepWalk, PV-DM, and PV-DBOW as before except for that the dimension of the learned vector representations is set to be 64, so as to make the dimension of the concatenated vectors to be 128.

TADW (Yang et al. 2015) learns vector representations of nodes in a network in which each node is associated with rich text (a document). We used the vectors learned by PV-DM and PV-DBOW as the feature vectors of documents. For each network, we applied TADW twice with the dimension of the learned vectors to be 128 (same as the setting of PC-TADW) and 500 (same as in (Yang et al. 2015)).

Settings of PCTADW-1 and PCTADW-2

We set the dimension of learned vectors to be 128. We set $m = 5$ and $s = 2$. We used Adam (Kingma and Ba 2015) to train our NNs and set the learning rate, β_1 , and β_2 to be 0.001, 0.9, and 0.999. We set the number of training epochs to be 100. We note that, although we used the same number of epochs as PV-DM and PV-DBOW, our number of training data points in each epoch is much smaller than those in PV-DM and PV-DBOW: PV-DM and PV-DBOW train their NNs to predict every single word at least once in each document in each epoch, while PCTADW-1 and PCTADW-2 only train the NNs to predict a single randomly sampled word from each document and a single s -parent and s -child node of each node.

Node Classification

A common method to evaluate the quality of network embeddings is via linear classification of nodes. We chose one-vs-rest logistic regression as the linear classifier for evaluation. We applied it to the learned vector representation and labels of each node. We ran multiple rounds of k -fold cross validation with different k 's to evaluate our algorithms on different percentages of labeled nodes available for training in the network. Unlike regular k -fold cross validation, we used a "reversed" version of it: Instead of using $k - 1$ splits of data for training and 1 split for testing, we used 1 split for training and $k - 1$ splits for testing. We did this because, in real-world applications of network embeddings, labeled nodes that are available for training are often the minority. We ran the logistic regression algorithm for 100 epochs on

each learned embedding on each dataset in each round of cross validation.

We report our experimental results in Table 1. We do not report the results of TADW since it demanded unreasonable amount of RAM that we did not have: For networks with about 50 000 nodes and 240 000 edges, it requires more than the available RAM—64G RAM—in our computer. As mentioned before, this may due to its quadratically scaled space complexity. From the results, PCTADW-1 and PCTADW-2 dominantly won on *Fedora*. On *Debian*, the most competitive three algorithms are PCTADW-2, PCTADW-1 and DeepWalk+PV-DBOW. PCTADW-2 virtually won on all percentages of nodes used for training, and PCTADW-1 also won on all percentages of nodes used for training except for 50%, in which case it is also very close to the winner. DeepWalk+PV-DBOW won on all percentages of nodes used for training except for 5% and 10%. Overall, PCTADW-1 and PCTADW-2 are relatively more advantageous than other algorithms when the percentage of nodes used for training is smaller.

Understanding Analogies in Network Embeddings

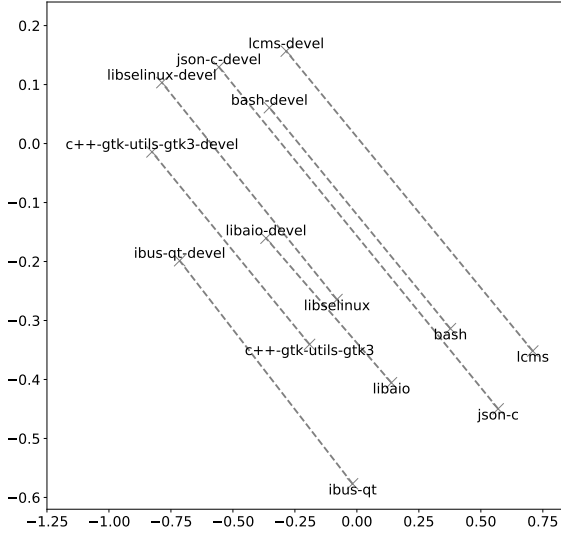
Analogies in word embeddings have demonstrated their power for algorithmically understanding the semantics associated with words and human understanding of word embeddings (Mikolov et al. 2013; Pennington, Socher, and Manning 2014). They have also been used as an empirical tool for evaluating the quality of word embeddings (Mikolov et al. 2013). In a word embedding, an analogy test asks a question of the form "WordA1 is to WordA2 what WordB1 is to ____." (Mikolov et al. 2013) shows two examples: " 'Germany' is to 'Berlin' what 'France' is to 'Paris'; " " 'quick' is to 'quickly' what 'slow' is to 'slowly'." Mathematically speaking, these mean that \vec{v}_{Paris} and \vec{v}_{slowly} are the vectors in the word embedding that are closest (or very close) to $\vec{v}_{\text{Berlin}} - \vec{v}_{\text{Germany}} + \vec{v}_{\text{France}}$ and $\vec{v}_{\text{quickly}} - \vec{v}_{\text{quick}} + \vec{v}_{\text{slow}}$, respectively, where \vec{v}_{word} is the vector representation of "word." Unfortunately, to the best of our knowledge, similar analogies have not been discovered as systematic phenomena in network embeddings or document embeddings. In this subsection, for the first time, we present the systematic presence of analogies in network (and document) embeddings in software package dependency networks.

Software packages often have analogical semantics associated with themselves. For example, a lot of Python software have both Python 2 and Python 3 versions and they are usually packaged as two different software packages. Therefore, semantically we have the analogy of " Python 2 version of Software A is to its Python 3 version what Python 2 version of Software B is to its Python 3 version." Similar analogies also hold for software with both Python and Ruby bindings. For another example, a lot of software, especially those written in C or C++, has two separate packages: One contains the executables and libraries of the software and the other, called a development software package, contains files, such as header files, that are necessary for developing other C/C++ software that uses this software as a depended

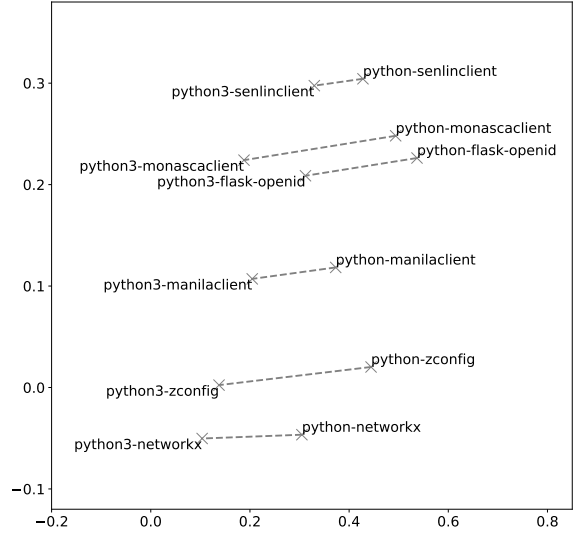
Table 1: Experimental results of node classification on *Fedora* and *Debian*. DeepWalk+PV-DBOW/DeepWalk+PV-DM refers to simple concatenation of DeepWalk learned 64-dimensional vectors and PV-DBOW/PV-DM learned 64-dimensional vectors, respectively. The results of TADW are not shown due to its unreasonable requirement of RAM. The numbers in the cells are micro averages of F1 scores of all labels. The higher the number is, the better the corresponding classification result is. In each column, the best results and results that are within only 0.002 difference therefrom are bolded.

(a) <i>Fedora</i>						
Percentage of Nodes Used for Training	5%	10%	20%	25%	33%	50%
PCTADW-1	0.918	0.923	0.928	0.929	0.929	0.931
PCTADW-2	0.917	0.924	0.930	0.932	0.933	0.934
DeepWalk	0.856	0.860	0.864	0.868	0.868	0.868
PV-DBOW	0.647	0.676	0.695	0.702	0.708	0.713
PV-DM	0.520	0.556	0.582	0.585	0.592	0.597
DeepWalk+PV-DBOW	0.908	0.916	0.923	0.925	0.927	0.927
DeepWalk+PV-DM	0.870	0.888	0.899	0.900	0.901	0.904

(b) <i>Debian</i>						
Percentage of Nodes Used for Training	5%	10%	20%	25%	33%	50%
PCTADW-1	0.911	0.917	0.920	0.921	0.923	0.923
PCTADW-2	0.910	0.918	0.922	0.923	0.924	0.925
DeepWalk	0.869	0.876	0.880	0.882	0.884	0.887
PV-DBOW	0.614	0.659	0.693	0.699	0.708	0.716
PV-DM	0.432	0.480	0.510	0.515	0.522	0.525
DeepWalk+PV-DBOW	0.902	0.913	0.920	0.922	0.924	0.926
DeepWalk+PV-DM	0.859	0.876	0.886	0.888	0.892	0.894



(a) *Fedora*: “foobar-devel” versus “foobar”



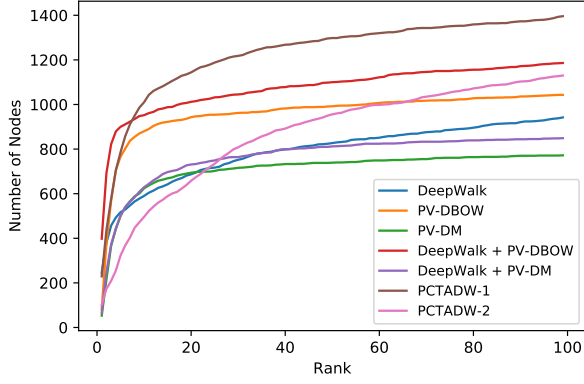
(b) *Debian*: “python-foobar” versus “python3-foobar”

Figure 2: Illustration of analogies demonstrated in the network embeddings learned using PCTADW-2. Each figure shows a two-dimensional PCA projection of the learned 128-dimensional network embeddings. (a) shows the analogies between development software packages (with their package names ending with “-devel”) and non-development software packages (consisting of executables, libraries, etc.). (b) shows the analogies between Python 2 software packages (with their package names starting with “python-”) and their corresponding Python 3 software packages (with their package names starting with “python3-”) in Debian.

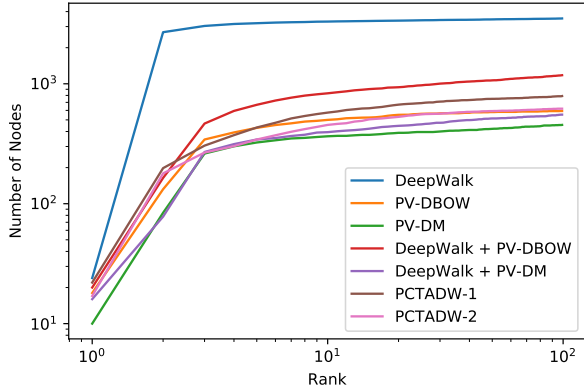
library. The latter type of package always has its name ending with “-devel” in Fedora and “-dev” in Debian. Figure 2

illustrates some of these analogies.

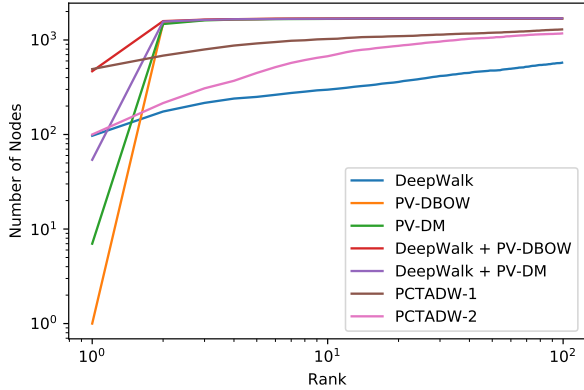
We performed two types of analogy tests as follows.



(a) “python-foobar” versus “ruby-foobar” in *Debian*



(b) “foobar-devel” versus “foobar” with respect to “bash-devel” versus “bash” in *Fedora*



(c) “python-foobar” versus “python3-foobar” with respect to “python-scipy” versus “python3-scipy” in *Debian*

Figure 3: Results of our analogy tests. Each figure demonstrates one analogy test. The x-axes represent the rank r_b and the y-axes represent the number of nodes whose vector representation has a rank below the corresponding rank. Both of the x-axes and y-axes in (b) and (c) are in logarithm scales.

In the first type of analogy test, on each dataset, we chose some kinds of analogy pairs, such as aforementioned “foobar-devel” versus “foobar” and “python-foobar” versus

Table 2: Experimental results of predicting nodes corresponding to development software packages in *Fedora* using logistic regression. The first row and all numbers have the same meaning as in Table 1.

%	5%	10%	20%	25%
PCTADW-1	0.9400	0.9426	0.9451	0.9463
PCTADW-2	0.9376	0.9419	0.9459	0.9462
DeepWalk	0.8354	0.8325	0.8294	0.8293

“python3-foobar.” Then, for each kind of analogy pairs, we considered every two such pairs (a_1, a_2) and (b_1, b_2) . We computed $\vec{v}_{a_2} - \vec{v}_{a_1} + \vec{v}_{b_1}$ and sorted the distances of all vectors in the network embedding to it. We then recorded the rank r_{b_2} of \vec{v}_{b_2} in these sorted distances. We then compared the cumulative histogram of r_{b_2} for the network embedding produced by each algorithm. The taller the histogram is, the better the corresponding network embedding performed for that analogy test. The second type of analogy test is similar to the first type, except that, instead of considering every two pairs (a_1, a_2) and (b_1, b_2) , we only considered all pairs with a specific given pair. For example, for the kind of analogy pair “python-foobar” versus “python3-foobar,” we only compared the cumulative histogram of r_{b_2} in case of (a_1, a_2) being (“python-scipy”, “python3-scipy”). In this example, we refer to this type of analogy test as “python-foobar” versus “python3-foobar” with respect to “python-scipy” versus “python3-scipy.” We used the second type of analogy test when it would be too computationally expensive if its corresponding analogy test of the first type were performed.

We performed three analogy tests, (a) “python-foobar” versus “ruby-foobar” in *Debian*, (b) “foobar-devel” versus “foobar” with respect to “bash-devel” versus “bash” in *Fedora*, and (c) “python-foobar” versus “python3-foobar” with respect to “python-scipy” versus “python3-scipy” in *Debian*. Figure 3 shows our experimental results. In (a), PCTADW-1 was the winner. In (b), DeepWalk was the winner. In (c), PV-DBOW, PV-DM, PB DeepWalk+PV-DBOW, and DeepWalk+PV-DM won all other three algorithms.

Our first observation is that, an algorithm won in node classification did not necessarily win in analogy tests. In other words, an algorithm’s effectiveness in node classification and analogy tests were not necessarily consistent. For example, although PCTADW-1 and PCTADW-2 outperformed other network embedding learning algorithms, they still lost in analogy tests (b) and (c). In fact, Table 2 briefly shows that both of PCTADW-1 and PCTADW-2 are more effective than DeepWalk in predicting whether a node corresponds to a development package in *Fedora*.

Our second observation is that, analogy tests were more responsive to what information had been used for training. In *Fedora*, a node representing a development software package “foobar-devel” is always directly connected to the node representing “foobar.” This strong relationship in the structure of the network could be the reason that led to the best performance of DeepWalk in (b), since DeepWalk produced network embeddings only based on the structure of

the network. Similarly, in *Debian*, the description of a package “python-foobar” is often almost identical to “python3-foobar” with some “Python” or “Python 2” replaced with “Python 3.” This strong similarity in the documents could be the reason that resulted in the winning of all algorithms involving PV-DBOW and PV-DM in (c). While in (a), neither the structure of the network or documents associated with nodes present a strong relationship. In this case, PCTADW-2 won, perhaps because it has the best integration of the structure of the network and documents associated with nodes.

Conclusion and Future Work

In this paper, we presented PCTADW-1 and PCTADW-2, two algorithms for learning embeddings of networks with text-associated nodes. We created two new node-labeled software package dependency networks with text-associated nodes, *Fedora* and *Debian*. We then demonstrated the effectiveness of PCTADW-1 and PCTADW-2 compared with a few other baseline algorithms on *Fedora* and *Debian*. Finally, for the first time, we discovered and discussed the systematic presence of analogies (that are similar to those in word embeddings) in network and document embeddings in the context of our *Fedora* and *Debian* networks. They may potentially open up a new venue for better understanding networks and documents algorithmically using their embeddings as well as for better human understanding of network and document embeddings.

One future direction is to use these analogies in network embeddings of software package dependency networks to understand and mine hidden/unknown relationship between software packages. Another direction is to incorporate other metadata of software packages during the training procedure.

References

- [Alipanahi et al. 2015] Alipanahi, B.; Delong, A.; Weirauch, M. T.; and Frey, B. J. 2015. Predicting the sequence specificities of DNA- and RNA-binding proteins by deep learning. *Nature Biotechnology* 33:831–838.
- [Cao, Lu, and Xu 2016] Cao, S.; Lu, W.; and Xu, Q. 2016. Deep neural networks for learning graph representations. In *the AAAI Conference on Artificial Intelligence*, 1145–1152.
- [Decan, Mens, and Constantinou 2018] Decan, A.; Mens, T.; and Constantinou, E. 2018. On the impact of security vulnerabilities in the npm package dependency network. In *the International Conference on Mining Software Repositories*, 181–191.
- [Dong, Chawla, and Swami 2017] Dong, Y.; Chawla, N. V.; and Swami, A. 2017. Metapath2vec: Scalable representation learning for heterogeneous networks. In *the ACM SIGKDD International Conference on Knowledge Discovery and Data Mining*, 135–144.
- [Fisher 2018] Fisher, Y. 2018. Red hat enterprise linux builds the foundation for the worlds fastest supercomputer(s). <https://www.redhat.com/en/blog/red-hat-enterprise-linux-builds-foundation-worlds-fastest-supercomputers>. Accessed: 2018-09-05.
- [Gelbmann 2016] Gelbmann, M. 2016. Ubuntu became the most popular Linux distribution for web servers. https://w3techs.com/blog/entry/ubuntu_became_the_most_popular_linux_distribution_for_web_servers. Accessed: 2018-09-05.
- [Goyal and Ferrara 2018] Goyal, P., and Ferrara, E. 2018. Graph embedding techniques, applications, and performance: A survey. *Knowledge-Based Systems* 151:78–94.
- [Grover and Leskovec 2016] Grover, A., and Leskovec, J. 2016. node2vec: Scalable feature learning for networks. In *the ACM SIGKDD International Conference on Knowledge Discovery and Data Mining*, 855–864.
- [Hamilton, Ying, and Leskovec 2017] Hamilton, W.; Ying, Z.; and Leskovec, J. 2017. Inductive representation learning on large graphs. In *the Neural Information Processing Systems Conference*, 1024–1034.
- [Huang, Li, and Hu 2017] Huang, X.; Li, J.; and Hu, X. 2017. Label informed attributed network embedding. In *the ACM International Conference on Web Search and Data Mining*, 731–739.
- [Kim et al. 2018] Kim, J.; Park, H.; Lee, J.-E.; and Kang, U. 2018. SIDE: Representation learning in signed directed networks. In *the World Wide Web Conference*, 509–518.
- [Kingma and Ba 2015] Kingma, D. P., and Ba, J. L. 2015. Adam: A method for stochastic optimization. In *the International Conference on Learning Representations*.
- [Le and Mikolov 2014] Le, Q., and Mikolov, T. 2014. Distributed representations of sentences and documents. In *the International Conference on Machine Learning*, volume 32, 1188–1196.
- [Mikolov et al. 2013] Mikolov, T.; Sutskever, I.; Chen, K.; Corrado, G.; and Dean, J. 2013. Distributed representations of words and phrases and their compositionality. In *the Neural Information Processing Systems Conference*.
- [Pennington, Socher, and Manning 2014] Pennington, J.; Socher, R.; and Manning, C. D. 2014. GloVe: Global vectors for word representation. In *the Conference on Empirical Methods in Natural Language Processing*, 1532–1543.
- [Perozzi, Al-Rfou, and Skiena 2014] Perozzi, B.; Al-Rfou, R.; and Skiena, S. 2014. DeepWalk: Online learning of social representations. In *the ACM SIGKDD International Conference on Knowledge Discovery and Data Mining*, 701–710.
- [Řehůřek and Sojka 2010] Řehůřek, R., and Sojka, P. 2010. Software framework for topic modelling with large corpora. In *the LREC 2010 Workshop on New Challenges for NLP Frameworks*, 45–50.
- [Rozemberczki and Sarkar 2018] Rozemberczki, B., and Sarkar, R. 2018. Fast sequence-based embedding with diffusion graphs. In *the International Workshop on Complex Networks IX*, 99–107.
- [Sen et al. 2008] Sen, P.; Namata, G.; Bilgic, M.; Getoor, L.; Galligher, B.; and Eliassi-Rad, T. 2008. Collective classification in network data. *AI Magazine* 29(3):93–106.

- [Shatnawi et al. 2017] Shatnawi, A.; Mili, H.; Boussaidi, G. E.; Boubaker, A.; Guéhéneuc, Y.-G.; Moha, N.; Privat, J.; and Abdellatif, M. 2017. Analyzing program dependencies in Java EE applications. In *the International Conference on Mining Software Repositories*, 64–74.
- [Tang et al. 2015] Tang, J.; Qu, M.; Wang, M.; Zhang, M.; Yan, J.; and Mei, Q. 2015. LINE: Large-scale information network embedding. In *the International Conference on World Wide Web*, 1067–1077.
- [Wang et al. 2017] Wang, X.; Cui, P.; Wang, J.; Pei, J.; Zhu, W.; and Yang, S. 2017. Community preserving network embedding. In *the AAAI Conference on Artificial Intelligence*, 203–209.
- [Wang et al. 2018] Wang, Z.; Ye, X.; Wang, C.; Wu, Y.; Wang, C.; and Liang, K. 2018. RSDNE: Exploring relaxed similarity and dissimilarity from completely-imbalanced labels for network embedding. In *the AAAI Conference on Artificial Intelligence*, 475–482.
- [Xu et al. 2018] Xu, H.; Sun, K.; Koenig, S.; and Kumar, T. K. S. 2018. A warning propagation-based linear-time-and-space algorithm for the minimum vertex cover problem on giant graphs. In *the International Conference on the Integration of Constraint Programming, Artificial Intelligence, and Operations Research*, 567–584.
- [Yang et al. 2015] Yang, C.; Liu, Z.; Zhao, D.; Sun, M.; and Chang, E. 2015. Network representation learning with rich text information. In *the International Joint Conference on Artificial Intelligence*, 2111–2117.