



# Prompt $\Lambda_c^+$ production in $p\text{Pb}$ collisions at $\sqrt{s_{\text{NN}}} = 5.02 \text{ TeV}$

LHCb collaboration<sup>†</sup>

## Abstract

The production of  $\Lambda_c^+$  baryons produced directly at the interacting point is studied in proton-lead collisions collected with the LHCb detector at the LHC. The data sample corresponds to an integrated luminosity of  $1.58 \text{ nb}^{-1}$  recorded at a nucleon-nucleon centre-of-mass energy of  $\sqrt{s_{\text{NN}}} = 5.02 \text{ TeV}$ . Measurements of the differential cross-section and the forward-backward production ratio are reported for  $\Lambda_c^+$  baryons with transverse momenta in the range  $2 < p_{\text{T}} < 10 \text{ GeV}/c$  and rapidities in the ranges  $1.5 < y^* < 4.0$  and  $-4.5 < y^* < -2.5$  in the nucleon-nucleon centre-of-mass system. The ratio of cross-sections of  $\Lambda_c^+$  baryons and  $D^0$  mesons is also reported. The results are compared with next-to-leading order calculations that use nuclear parton distribution functions.

submitted to JHEP

© 2018 CERN for the benefit of the LHCb collaboration. CC-BY-4.0.

---

<sup>†</sup>Authors are listed at the end of this paper.



# 1 Introduction

The ultimate goal of relativistic heavy-ion collision experiments at the SPS, RHIC and the LHC accelerators is to learn about the properties of a new state of matter, the quark-gluon plasma (QGP). The QGP consists of deconfined quarks and gluons and it is generally accepted that such a hot and dense state of matter can be produced in high-energy heavy-ion collisions [1]. Heavy quarks are particularly important probes of the properties of the QGP. According to theoretical models, heavy quarks are created in pairs in the early stage of the space-time evolution of heavy-ion collisions, and undergo rescattering or energy loss in the QGP. Measurements of heavy-flavour production can shed light on the transport properties of the medium and the heavy-quark energy-loss mechanisms. Multiple experimental measurements of  $D^0$ -meson production in heavy-ion collisions at RHIC [2] and the LHC [3] already show clear signs of strong interactions between charm quarks and the medium in these collisions. However, heavy quarks can be affected by both hot and cold nuclear matter, since cold nuclear matter effects are also present in nucleus-nucleus interactions. Possible cold nuclear matter effects that affect heavy-flavour production in heavy-ion collisions include: (a) the modification of the parton distribution function in bound nucleons in the initial state, namely the nuclear PDF (nPDF) effects [4, 5]; (b) initial-state radiation or energy loss due to soft collisions [6–8]; and (c) final-state hadronic rescatterings and absorption [9]. To further study heavy-quark energy loss or collective phenomena in QGP, the cold nuclear matter effects must be quantitatively disentangled from hot nuclear matter effects.

LHCb measurements can play an important role in understanding cold nuclear matter effects, thanks to LHCb detector’s unique capability in heavy-flavour measurements. The precise tracking system allows the separation of “prompt” charm hadrons, which are directly produced in  $p$ Pb collisions, from “nonprompt” charm hadrons coming from decays of  $b$  hadrons. The excellent particle identification capabilities of the LHCb detector allow measurements of various species of charmed hadrons. Finally, prompt open-charm hadrons can be measured down to low transverse momentum ( $p_T$ ) at forward rapidity ( $y$ ) owing to the LHCb’s geometric coverage. These measurements provide sensitive probes of the nPDF in the low parton fractional longitudinal momentum ( $x$ ) region down to  $x \approx 10^{-6} - 10^{-5}$ , where the nPDF is largely unconstrained by experimental data.

Prompt  $D^0$  meson production has been measured by the LHCb collaboration in  $p$ Pb collisions at  $\sqrt{s_{NN}} = 5.02$  TeV with data recorded in 2013 [10]. In the present study, the production of the charmed baryon  $\Lambda_c^+$  is measured with the same 2013 data sample.<sup>1</sup> The forward-backward asymmetry is measured using prompt  $\Lambda_c^+$  candidates, in order to study cold nuclear matter effects. In addition, the baryon-to-meson cross-section ratios are measured in order to probe the charm-hadron formation mechanism [11, 12] using  $D^0$  production cross-sections measured by the LHCb collaboration in Ref. [10]. Measurements of the baryon-to-meson cross-section ratios for light and strange hadrons have shown significant baryon enhancement at intermediate  $p_T$  in the most central heavy-ion collisions [13, 14]. This enhancement can be explained by coalescence models [11, 15–18], which assume that all hadrons are formed through recombination of partons during hadronisation. Recently, the STAR experiment has measured the production of  $\Lambda_c^+$  baryons in AuAu collisions at  $\sqrt{s_{NN}} = 200$  GeV [19]. These measurements show a significant

---

<sup>1</sup> Charge conjugation states and processes are implied throughout the paper.

enhancement in the  $\Lambda_c^+$  to  $D^0$  yield ratio for  $p_T$  from 3 to 6 GeV/ $c$ . The measurement of  $\Lambda_c^+$  production in  $p$ Pb collisions provides complementary information to help understand the implications of the STAR observations. In addition, the ALICE collaboration has recently measured  $\Lambda_c^+$  production in  $p$ Pb collisions at  $\sqrt{s_{NN}} = 5.02$  TeV for  $2 < p_T < 12$  GeV/ $c$  and  $-0.96 < y < 0.04$ , and in  $pp$  collisions at  $\sqrt{s_{NN}} = 7$  TeV for  $1 < p_T < 8$  GeV/ $c$  and  $-0.5 < y < 0.5$  [20].

## 2 Detector and data

The LHCb detector [21, 22] is a single-arm forward spectrometer covering the pseudorapidity range  $2 < \eta < 5$ , designed for the study of particles containing  $b$  or  $c$  quarks. The detector includes a high-precision tracking system consisting of a silicon-strip vertex detector surrounding the  $pp$  interaction region (VELO), a large-area silicon-strip detector located upstream of a dipole magnet with a bending power of about 4 Tm, and three stations of silicon-strip detectors and straw drift tubes placed downstream of the magnet. The tracking system provides a measurement of the momentum of charged particles with a relative uncertainty that varies from 0.5% at low momentum to 1.0% at 200 GeV/ $c$ . The minimum distance of a track to a primary vertex (PV), the impact parameter, is measured with a resolution of  $(15 + 29/p_T)$   $\mu\text{m}$  in GeV/ $c$ . Different types of charged hadrons are distinguished using information from two ring-imaging Cherenkov detectors. Photons, electrons and hadrons are identified by a calorimeter system consisting of scintillating-pad and preshower detectors, an electromagnetic calorimeter and a hadronic calorimeter. Muons are identified by a system composed of alternating layers of iron and multiwire proportional chambers. The online event selection is performed by a trigger, which consists of a hardware stage, based on information from the calorimeter and muon systems, followed by a software stage, which applies a full event reconstruction.

This analysis uses the data sample of  $p$ Pb collisions at  $\sqrt{s_{NN}} = 5.02$  TeV taken with the LHCb detector in 2013, with a proton beam energy of 4 TeV and lead beam energy of 1.58 TeV per nucleon in the laboratory frame. Since the LHCb detector covers only one direction of the full rapidity acceptance, two distinctive beam configurations were used. In the ‘forward’ (‘backward’) configuration, the proton (lead) beam travels from the VELO detector to the muon chambers. The rapidity  $y$  in the laboratory rest frame is shifted to  $y^* = y - 0.4645$  in the proton-nucleon rest frame. Here,  $y^*$  is the rapidity of the  $\Lambda_c^+$  baryon defined in the centre-of-mass system of the colliding nucleons, and it is defined with respect to a polar axis in the direction of the proton beam. During data taking, the hardware trigger operated in a ‘pass-through’ mode that rejected bunch crossings with no recorded activity in the detector and the software trigger accepted all events with a minimum activity in the VELO. The integrated luminosity of the sample was determined in Ref. [23], and is  $1.06 \pm 0.02 \text{ nb}^{-1}$  ( $0.52 \pm 0.01 \text{ nb}^{-1}$ ) for the forward (backward) collisions, respectively. Due to the low beam intensity, multiple interactions in the bunch crossings are very rare, and only a single PV is reconstructed for each event.

Simulated  $p$ Pb collisions at 5 TeV at both configurations with full event reconstruction are used in the analysis to evaluate the detector efficiency. In the simulation,  $\Lambda_c^+$  baryons are generated with PYTHIA [24, 25] and embedded into  $p$ Pb events from the EPOS event generator [26] with a specific LHCb configuration [27]. Decays of hadronic particles are described by EVTGEN [28], in which final-state radiation is generated us-

ing PHOTOS [29]. The interaction of the generated particles with the detector, and its response, are implemented using the GEANT4 toolkit [30,31] as described in Ref. [32].

### 3 Cross-section determination

The differential production cross-section of  $\Lambda_c^+$  baryons is measured in bins of the  $\Lambda_c^+$  transverse momentum and rapidity in the kinematic range  $2 < p_T < 10$  GeV/ $c$  with  $1.5 < y^* < 4.0$  for the forward sample and  $-4.5 < y^* < -2.5$  for the backward sample. The double-differential cross-section is obtained using

$$\frac{d^2\sigma}{dy^*dp_T} = \frac{N(\Lambda_c^+ \rightarrow pK^-\pi^+)}{\mathcal{L} \times \varepsilon_{\text{tot}} \times \mathcal{B}(\Lambda_c^+ \rightarrow pK^-\pi^+) \times \Delta y^* \times \Delta p_T}, \quad (1)$$

where  $N(\Lambda_c^+ \rightarrow pK^-\pi^+)$  is the prompt  $\Lambda_c^+$  signal yield reconstructed in the  $\Lambda_c^+ \rightarrow pK^-\pi^+$  decay channel in each  $(p_T, y^*)$  bin,  $\mathcal{L}$  is the integrated luminosity,  $\varepsilon_{\text{tot}}$  is the total efficiency determined in each  $(p_T, y^*)$  bin,  $\mathcal{B}(\Lambda_c^+ \rightarrow pK^-\pi^+) = (6.35 \pm 0.33)\%$  is the branching fraction of the decay  $\Lambda_c^+ \rightarrow pK^-\pi^+$  [33]. The signal yields and efficiencies are determined independently for each  $p_T$  and  $y^*$  bin of width  $\Delta p_T = 1$  GeV/ $c$  and  $\Delta y^* = 0.5$ . The total cross-section is calculated by integrating the double differential cross-section over a given kinematic range.

The forward-backward ratio  $R_{\text{FB}}$  measures the  $\Lambda_c^+$  production asymmetry in the forward and backward rapidity regions. It is defined as

$$R_{\text{FB}}(y^*, p_T) \equiv \frac{d^2\sigma(y^*, p_T; y^* > 0)/dy^*dp_T}{d^2\sigma(y^*, p_T; y^* < 0)/dy^*dp_T}, \quad (2)$$

where  $\sigma(y^*, p_T; y^* > 0)$  and  $\sigma(y^*, p_T; y^* < 0)$  correspond to the cross-sections of the forward and backward rapidity regions, respectively.

The baryon-to-meson cross-section ratio  $R_{\Lambda_c^+/D^0} \equiv \sigma(\Lambda_c^+)/\sigma(D^0)$  is calculated as the ratio of  $\Lambda_c^+$  and  $D^0$  production cross-sections

$$R_{\Lambda_c^+/D^0}(y^*, p_T) = \frac{d^2\sigma_{\Lambda_c^+}(y^*, p_T)/dy^*dp_T}{d^2\sigma_{D^0}(y^*, p_T)/dy^*dp_T}, \quad (3)$$

where  $\sigma_{\Lambda_c^+}$  and  $\sigma_{D^0}$  are cross-sections of  $\Lambda_c^+$  and  $D^0$  hadrons in  $p\text{Pb}$  collisions at  $\sqrt{s_{\text{NN}}} = 5.02$  TeV, respectively. The  $D^0$  production cross-section in the kinematic region  $0 < p_T < 10$  GeV/ $c$  with  $1.5 < y^* < 4.0$  for the forward sample and  $-5.0 < y^* < -2.5$  for the backward sample has been measured by the LHCb collaboration and is documented in Ref. [10].

#### 3.1 Event selection

Proton, kaon and pion candidates are selected with particle identification (PID) [34] criteria, and are required to be inconsistent with originating from any PV. Random combinations of charged particles form a larger background in the backward sample than in the forward sample, due to a larger number of tracks per event. Each possible combination of the selected decay products undergoes further selection to reject false  $\Lambda_c^+$  candidates from such random combinations. The requirements applied to select a

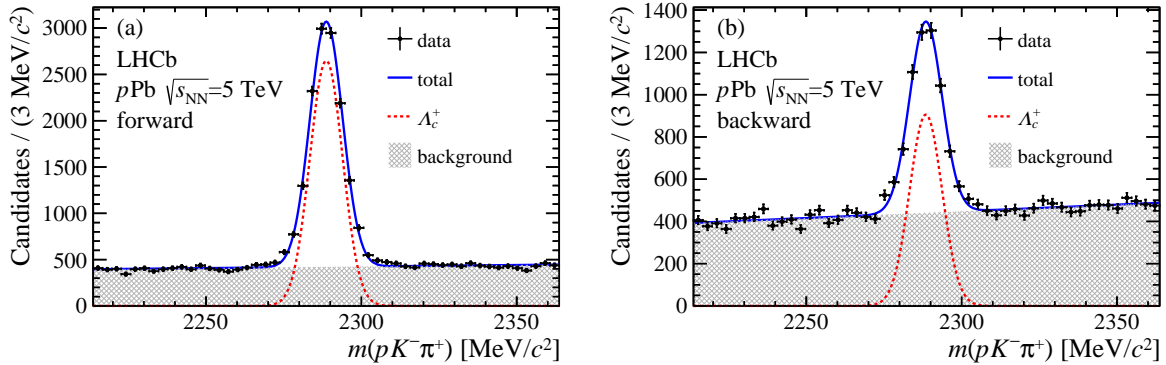


Figure 1: Distributions of the invariant mass,  $m(pK^-\pi^+)$ , in the range  $2 < p_T < 10 \text{ GeV}/c$  for (a) the forward data sample with  $1.5 < y^* < 4.0$  and (b) the backward data sample with  $-4.5 < y^* < -2.5$ . The red dotted line is the inclusive  $\Lambda_c^+$  candidates, the grey shaded area is the combinatorial background and the blue solid line is the sum of the two.

reconstructed  $\Lambda_c^+$  candidate include: (a) its reconstructed invariant mass is in the range  $[M_{\Lambda_c^+} - 75 \text{ MeV}/c^2, M_{\Lambda_c^+} + 75 \text{ MeV}/c^2]$ , which corresponds to around 25 times the mass resolution around the known  $\Lambda_c^+$  mass  $M_{\Lambda_c^+} = 2288.7 \text{ MeV}/c^2$  [33]; (b) the angle between the reconstructed  $\Lambda_c^+$  momentum and the vector pointing from the PV to the decay vertex is close to zero; (c) the proper decay time of the  $\Lambda_c^+$  candidate is in the range  $[0.1, 1.2] \text{ ps}$ ; (d) the  $p$ ,  $K^-$  and  $\pi^+$  candidates form a good-quality vertex; and (e) the decay vertex is significantly separated from the PV. After the selection, about 1% of the events are found to contain multiple candidates. All candidates are kept.

### 3.2 Prompt $\Lambda_c^+$ yield and efficiencies

The  $\Lambda_c^+$  signal includes both prompt and nonprompt components. The nonprompt  $\Lambda_c^+$  candidates originate from  $b$ -hadron decays, denoted  $\Lambda_c^+$ -from- $b$  hereafter. The number of prompt  $\Lambda_c^+$  candidates,  $N(\Lambda_c^+ \rightarrow pK^-\pi^+)$ , in Eq. 1 is estimated following the strategy developed in previous LHCb charm analyses in  $pp$  collisions at  $\sqrt{s} = 7 \text{ TeV}$  [35] and in  $p\text{Pb}$  collisions at  $\sqrt{s_{\text{NN}}} = 5.02 \text{ TeV}$  [10]. The invariant-mass distribution,  $m(pK^-\pi^+)$ , is first fitted to determine the yield of inclusive  $\Lambda_c^+$  candidates in the sample. The prompt  $\Lambda_c^+$  fraction is then determined from a fit to the distribution of the  $\chi^2$  of the impact parameter of the  $\Lambda_c^+$  candidates ( $\chi_{\text{IP}}^2(\Lambda_c^+)$ ), which is defined as the difference in the vertex fit  $\chi^2$  of a given PV when it is reconstructed with and without the  $\Lambda_c^+$  candidate.

Figure 1 shows the fit result of an extended unbinned maximum-likelihood fit to the  $m(pK^-\pi^+)$  distribution of the full dataset, which contains  $11.6 \times 10^3$  ( $4.0 \times 10^3$ )  $\Lambda_c^+$  baryons for the forward (backward) sample. A Gaussian function is used to describe the shape of the  $\Lambda_c^+$  signal, while the combinatorial background is modelled by a linear function. Although Fig. 1 corresponds to the full dataset, independent fits are performed in each  $(p_T, y^*)$  bin. The width and peak position of the Gaussian function depends on the kinematics of the  $\Lambda_c^+$  baryons, due to the imperfect detector alignment, and both are therefore left as free parameters in the fits.

Unlike prompt  $\Lambda_c^+$  baryons, which originate from the PV,  $\Lambda_c^+$ -from- $b$  baryons are created away from the PV due to the relatively long lifetime of  $b$  hadrons. Decay products

of  $\Lambda_c^+$ -from- $b$  candidates tend to have larger impact parameter with respect to the PV and a larger  $\chi_{\text{IP}}^2$ , compared to the prompt  $\Lambda_c^+$  candidates. Consequently, the fraction of prompt  $\Lambda_c^+$  baryons is determined from a fit to the distribution of  $\log_{10} \chi_{\text{IP}}^2(\Lambda_c^+)$  using the different  $\chi_{\text{IP}}^2$  distributions describing the prompt  $\Lambda_c^+$ , the  $\Lambda_c^+$ -from- $b$ , and the combinatorial background contributions.

The fit is performed to the  $\log_{10} \chi_{\text{IP}}^2(\Lambda_c^+)$  distribution of candidates within the mass interval  $[M_{\Lambda_c^+} - 30 \text{ MeV}/c^2, M_{\Lambda_c^+} + 30 \text{ MeV}/c^2]$ . The  $\log_{10} \chi_{\text{IP}}^2(\Lambda_c^+)$  distribution of the combinatorial background is constructed from the sideband regions in data  $[M_{\Lambda_c^+} - 50 \text{ MeV}/c^2, M_{\Lambda_c^+} - 30 \text{ MeV}/c^2]$  and  $[M_{\Lambda_c^+} + 30 \text{ MeV}/c^2, M_{\Lambda_c^+} + 50 \text{ MeV}/c^2]$ . Following LHCb charm cross-section measurements in  $pp$  collisions at  $\sqrt{s} = 7 \text{ TeV}$  [35], the prompt  $\Lambda_c^+$  and  $\Lambda_c^+$ -from- $b$  components are modelled independently with a Bukin function [36], which is defined as

$$f_{\text{Bukin}}(x; \mu, \sigma, \xi, \rho_L, \rho_R) \propto \begin{cases} \exp \left( - \ln 2 \left[ \frac{\ln \left( 1 + 2\xi \sqrt{\xi^2 + 1} \frac{x - \mu}{\sigma \sqrt{2 \ln 2}} \right)}{\ln \left( 1 + 2\xi^2 - 2\xi \sqrt{\xi^2 + 1} \right)} \right]^2 \right) & x_L < x < x_R, \\ \exp \left( \frac{\xi \sqrt{\xi^2 + 1} (x - x_L) \sqrt{2 \ln 2}}{\sigma (\sqrt{\xi^2 + 1} - \xi)^2 \ln(\sqrt{\xi^2 + 1} + \xi)} - \rho_L \left( \frac{x - x_L}{\mu - x_L} \right)^2 - \ln 2 \right) & x < x_L, \\ \exp \left( - \frac{\xi \sqrt{\xi^2 + 1} (x - x_R) \sqrt{2 \ln 2}}{\sigma (\sqrt{\xi^2 + 1} + \xi)^2 \ln(\sqrt{\xi^2 + 1} + \xi)} - \rho_R \left( \frac{x - x_R}{\mu - x_R} \right)^2 - \ln 2 \right) & x > x_R, \end{cases} \quad (4)$$

where

$$x_{L,R} = \mu + \sigma \sqrt{2 \ln 2} \left( \frac{\xi}{\sqrt{\xi^2 + 1}} \mp 1 \right). \quad (5)$$

The parameters  $\mu$  and  $\sigma$  are the position and width of the peak,  $\rho_L$  and  $\rho_R$  are left and right tail exponential coefficients and  $\xi$  parameterises the asymmetry of the peak. The  $\log_{10} \chi_{\text{IP}}^2(\Lambda_c^+)$  distribution in the simulation is compared to that in the data, where the signal  $\log_{10} \chi_{\text{IP}}^2(\Lambda_c^+)$  distribution is obtained using the *sPlot* technique [37]. The simulated sample gives a good description of the shape of the prompt  $\log_{10} \chi_{\text{IP}}^2(\Lambda_c^+)$  distribution, while slightly underestimating the prompt peak position  $\mu$ . For the  $\Lambda_c^+$ -from- $b$  component, both  $\mu$  and  $\sigma$  depend on  $p_T$  and  $y^*$ , and are not well reproduced by the simulation. The parameter  $\mu$  in the prompt Bukin function and the parameters  $\mu$  and  $\sigma$  in the  $\Lambda_c^+$ -from- $b$  Bukin function are determined from a fit to the data. The sum of the prompt and  $\Lambda_c^+$ -from- $b$  distributions of  $\log_{10} \chi_{\text{IP}}^2(\Lambda_c^+)$  is obtained with the *sPlot* technique using the invariant mass  $m(pK^-\pi^+)$  as the discriminating variable, and is fitted with two Bukin functions. The correlation between the invariant mass  $m(pK^-\pi^+)$  and  $\log_{10} \chi_{\text{IP}}^2(\Lambda_c^+)$  is found to be negligible. For the prompt Bukin function, the parameter  $\mu$  is a floating variable, while  $\sigma$ ,  $\rho_L$ ,  $\rho_R$  and  $\xi$  are fixed to the values determined from a fit to the simulation sample. For the  $\Lambda_c^+$ -from- $b$  Bukin function, the parameters  $\mu$  and  $\sigma$  vary freely, while  $\rho_L$ ,  $\rho_R$  and  $\xi$  are estimated from the simulation and can vary within their uncertainties.

Finally, the  $\log_{10} \chi_{\text{IP}}^2(\Lambda_c^+)$  distribution is fitted with three components, two Bukin functions for the prompt  $\Lambda_c^+$  and  $\Lambda_c^+$ -from- $b$  components respectively, where the parameters are determined as described above, and a background component derived from the sideband regions. The prompt fraction is determined independently in two-dimensional  $(p_T, y^*)$  bins

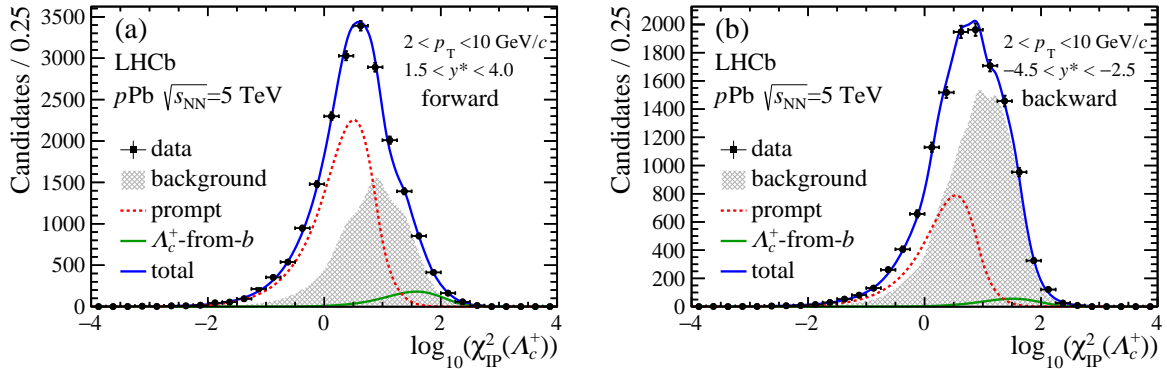


Figure 2: Distributions of  $\log_{10} \chi_{\text{IP}}^2(\Lambda_c^+)$  in the range  $2 < p_T < 10$  GeV/c with the fit results overlaid for (a) the forward data sample with  $1.5 < y^* < 4.0$ , and (b) the backward data sample with  $-4.5 < y^* < -2.5$ . The solid blue curve is the sum. The red dotted line is the prompt component, the green is the  $\Lambda_c^+$ -from- $b$  component and the grey shaded area denotes the combinatorial background.

and tends to decrease with increasing  $p_T$  and  $y^*$ , with an average value of  $\sim 90\%$  for both rapidity regions. The  $\log_{10} \chi_{\text{IP}}^2(\Lambda_c^+)$  distributions of  $\Lambda_c^+$  candidates with  $2 < p_T < 10$  GeV/c and in the full rapidity region, together with the fits, are displayed in Fig. 2 (a) and (b), for the forward and backward samples, respectively. The statistical uncertainty of the prompt fraction is considered to be partially correlated with the statistical uncertainty of the inclusive  $\Lambda_c^+$  yield. The correlation factor in each  $(p_T, y^*)$  bin is derived from a simultaneous two-dimensional fit to the  $m(pK^-\pi^+)$ - $\log_{10} \chi_{\text{IP}}^2(\Lambda_c^+)$  distribution.

The total efficiency,  $\varepsilon_{\text{tot}}$ , in Eq. 1 is decomposed into three components: the geometrical acceptance, the reconstruction and selection efficiency, and the PID efficiency. The geometrical acceptance efficiency is the fraction of  $\Lambda_c^+$  baryons within the LHCb geometrical acceptance, and is determined from simulation. The reconstruction and selection efficiencies are calculated with simulated  $p\text{Pb}$  events at  $\sqrt{s_{\text{NN}}} = 5$  TeV. The simulated samples are validated by comparing the distributions of kinematic variables with those obtained from the data using the *sPlot* technique. The reconstruction efficiency is affected by the track multiplicity of the event, which is not well reproduced in the simulation. Thus, the final efficiencies are corrected according to the distribution of the track multiplicity of the event in the data [10]. The simulated samples do not model well  $\Lambda_c^+$  decays through intermediate resonances  $\Lambda(1520)$  and  $K^*(892)^0$ , which can result in local distortions of the  $m(pK^-)$  and  $m(K^-\pi^+)$  invariant-mass distributions. A method that uses  $m(pK^-) - m(K^-\pi^+)$  as a two-dimensional weight to calculate the efficiencies is implemented [38] to take into account the effect of resonant structures in the  $\Lambda_c^+$  decay, where the signal kinematics in the data are gained with the *sPlot* technique.

The PID efficiencies of the  $\Lambda_c^+$  decay products are assessed separately with a data-driven method [22] using high-purity samples of  $D^0$  mesons from  $D^*(2010)^+$  decays for kaons and pions, and  $\Lambda$  baryons for protons. The latter sample is taken from the same  $p\text{Pb}$  data set as used in the present analysis. The single-track PID efficiencies are convolved with  $\Lambda_c^+ \rightarrow pK^-\pi^+$  decay kinematic distributions obtained from simulation to produce the total PID efficiency for  $\Lambda_c^+$  baryons in each  $(p_T, y^*)$  bin.



### 3.3 Systematic uncertainties

The systematic uncertainties are evaluated separately for the forward and backward samples, unless otherwise specified. Sources of systematic uncertainty arising from the inclusive  $\Lambda_c^+$  invariant-mass fit, the determination of the prompt  $\Lambda_c^+$  fraction from the  $\log_{10} \chi_{\text{IP}}^2(\Lambda_c^+)$  fit and the efficiency evaluations are studied independently for each  $(p_T, y^*)$  bin.

The systematic uncertainty of the inclusive  $\Lambda_c^+$  invariant-mass fit is studied by replacing the fitting functions with a Crystal Ball function [39] for the  $\Lambda_c^+$  signal and an exponential function for the background. The relative uncertainty on the inclusive  $\Lambda_c^+$  signals are 0.2 – 12.3% for the forward sample and 0.2 – 13.6% for the backward sample. The larger uncertainties are found in a few bins at the edge of acceptance where the yields are low. The uncertainty on the prompt fraction is evaluated as the difference in the prompt fraction derived from the normal  $\log_{10} \chi_{\text{IP}}^2(\Lambda_c^+)$  distribution and the background-subtracted  $\log_{10} \chi_{\text{IP}}^2(\Lambda_c^+)$  distribution. The uncertainties on the prompt fractions are 0 – 7.3% (0 – 20.3%) for the forward (backward) sample. The bins with the lowest  $p_T$  and largest  $|y^*|$  have large uncertainties due to the high level of combinatorial background.

The relative uncertainty for the measured luminosity is 2.3% and 2.5% for the forward and backward samples [40], respectively. The branching fraction  $\mathcal{B}(\Lambda_c^+ \rightarrow pK^-\pi^+) = (6.35 \pm 0.33)\%$  [33] yields a relative uncertainty of 5.2%.

The uncertainty on the efficiency correction originates from several sources: (1) the uncertainty in correcting the track multiplicity distributions in the simulation (5.6% in the forward region and 5.8% in the backward region); (2) the uncertainty arising from the simulation description of  $\Lambda_c^+ \rightarrow pK^-\pi^+$  decay resonant structures (forward: 3.0%, backward: 4.0%); (3) the uncertainty in the PID efficiency (forward: 0.5 – 4.3%, backward: 0.5 – 10.4%); and (4) the limited size of the simulated sample (forward: 4.2 – 27.0%, backward: 4.3 – 26.0%).

All the systematic uncertainties considered for the differential cross-sections are listed in Table 1. For the total cross-section, the uncertainties due to the simulated sample size are considered to be fully uncorrelated for each  $(p_T, y^*)$  bin and are summed in quadrature. The uncertainties on the luminosity and the  $\Lambda_c^+ \rightarrow pK^-\pi^+$  branching fraction are fully correlated among  $(p_T, y^*)$  bins. The other systematic uncertainties are found to be almost fully correlated across the bins and are summed linearly.

For the  $R_{\text{FB}}$  ratio, the common uncertainty on  $\mathcal{B}(\Lambda_c^+ \rightarrow pK^-\pi^+)$  cancels out. The systematic uncertainty on the raw  $\Lambda_c^+$  yields is considered uncorrelated because of different levels of background in the forward and backward data samples. The systematic uncertainties on the reconstruction and selection efficiency, as well as on the PID efficiency, are assumed to be uncorrelated. The luminosity uncertainties are dominated by statistical uncertainties and are considered uncorrelated. For the  $R_{\Lambda_c^+/D^0}$  ratio, all systematic uncertainties are uncorrelated except for the luminosity uncertainty which cancels out.

## 4 Results

### 4.1 Prompt $\Lambda_c^+$ cross-section

The double-differential cross-section of prompt  $\Lambda_c^+$  production in  $p\text{Pb}$  collisions at 5.02 TeV is measured as a function of the  $p_T$  and  $y^*$  of the  $\Lambda_c^+$  baryon. The results are displayed in

Table 1: Systematic and statistical uncertainties for the differential cross-sections. The ranges indicate the variation over the  $(p_T, y^*)$  bins.

Source	Relative uncertainty (%)	
Correlated between bins	Forward	Backward
Invariant mass fit	0.2–12.3	0.2–13.6
Prompt fraction	0–7.3	0–20.3
Luminosity	2.3	2.5
$\mathcal{B}(\Lambda_c^+ \rightarrow pK^-\pi^+)$	5.2	5.2
Multiplicity correction	5.6	5.8
$\Lambda_c^+$ decay resonant structures	3.0	4.0
PID efficiency	0.5–4.3	0.5–10.4
Uncorrelated between bins		
Simulation sample size	4.2–27.0	4.3–26.0
Statistical uncertainty	3.6–42.5	6.2–44.3

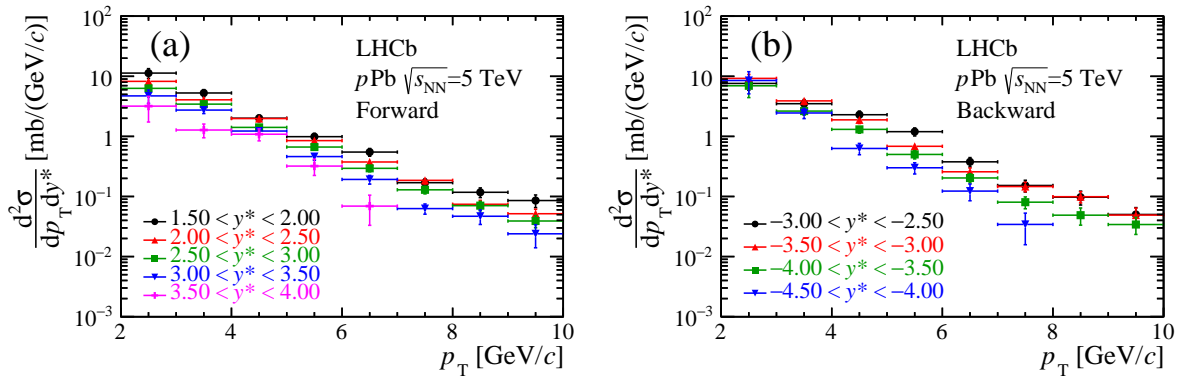


Figure 3: Double-differential cross-section of prompt  $\Lambda_c^+$  baryons in  $p\text{Pb}$  collisions in the (a) forward and (b) backward collision samples. The uncertainty represents the quadratic sum of the statistical and the systematic uncertainties.

Fig. 3, and the corresponding numerical values are shown in Table 4 of Appendix A.

The double-differential cross-section is integrated over  $p_T$  between 2 and 10 GeV/ $c$  to obtain the differential cross-section as a function of  $y^*$ . Likewise, integrating over  $y^*$  in regions  $2.5 < |y^*| < 4.0$  (the common  $|y^*|$  region of the forward and backward data),  $1.5 < y^* < 4.0$  (for the forward data) and  $-4.5 < y^* < -2.5$  (for the backward data) yields the differential cross-section as a function of  $p_T$ . The differential cross-sections  $d\sigma/dy^*$  versus  $y^*$  and  $d\sigma/dp_T$  versus  $p_T$  are shown in Fig. 4. The corresponding values are shown in Appendix A.

For the full kinematic range, the total cross-section is determined to be

$$\begin{aligned} \sigma(2 < p_T < 10 \text{ GeV}/c, \quad 1.5 < y^* < 4.0) &= 32.1 \pm 1.1 \pm 3.2 \text{ mb}, \\ \sigma(2 < p_T < 10 \text{ GeV}/c, \quad -4.5 < y^* < -2.5) &= 27.7 \pm 1.8 \pm 3.8 \text{ mb}. \end{aligned}$$

where the first uncertainties are statistical and the second systematic.

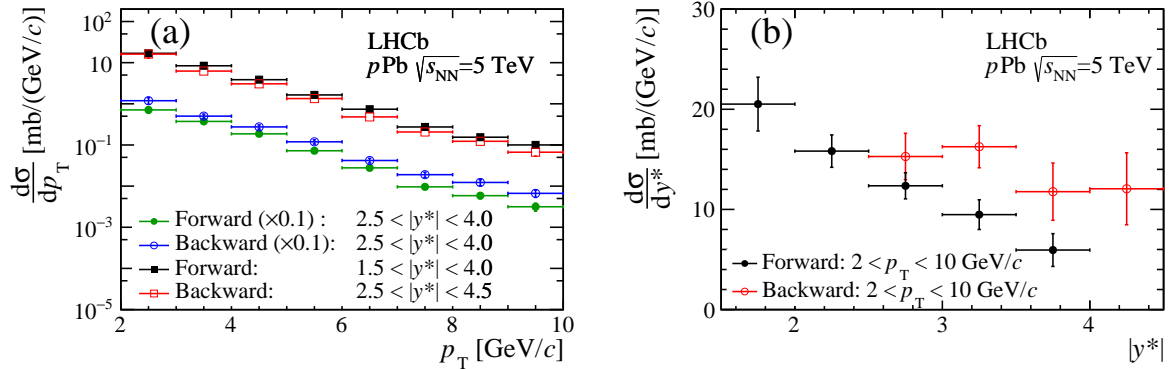


Figure 4: Differential cross-section of prompt  $\Lambda_c^+$  baryons in  $p\text{Pb}$  collisions as a function of (a)  $p_T$  and (b)  $y^*$  in the forward and backward samples. The forward and backward differential cross-sections  $d\sigma/dp_T$  in the common rapidity region  $2.5 < |y^*| < 4.0$  are scaled by 0.1 to improve the visibility. The uncertainty represents the quadratic sum of the statistical and the systematic uncertainties.

## 4.2 $R_{\text{FB}}$ ratio

The total cross-section in the common rapidity region between the forward and backward samples is also obtained to calculate the prompt  $\Lambda_c^+$   $R_{\text{FB}}$  ratio,

$$\begin{aligned} \sigma(2 < p_T < 10 \text{ GeV}/c, \quad 2.5 < y^* < 4.0) &= 13.9 \pm 0.8 \pm 1.5 \text{ mb}, \\ \sigma(2 < p_T < 10 \text{ GeV}/c, \quad -4.0 < y^* < -2.5) &= 21.7 \pm 1.2 \pm 2.7 \text{ mb}. \end{aligned}$$

Figure 5(a) shows the prompt  $\Lambda_c^+$   $R_{\text{FB}}$  ratio as a function of  $p_T$  in the region common to both forward and backward samples,  $2.5 < |y^*| < 4.0$ . In the rapidity region  $3.5 < y^* < 4.0$ , the forward data have no measurement for  $p_T > 7.0$  GeV/c. For  $p_T$  beyond 7 GeV/c, the  $R_{\text{FB}}$  ratio is therefore calculated with both forward and backward cross-sections in the region  $2.5 < |y^*| < 3.5$ . Figure 5(b) shows the  $R_{\text{FB}}$  ratio as a function of  $|y^*|$  in the region  $2 < p_T < 10$  GeV/c. The measurement is in agreement with calculations using the HELAC-Onia generator [41–43], which incorporates the parton distribution functions of EPS09LO, EPS09NL0 [44] and nCTEQ15 [45]. The numerical values are given in Appendix B.

## 4.3 $\Lambda_c^+$ to $D^0$ cross-section ratio, $R_{\Lambda_c^+/D^0}$

The ratio of the production cross-sections between prompt  $\Lambda_c^+$  baryons and  $D^0$  mesons is calculated as a function of the  $p_T$  and  $y^*$  of the hadrons using the previous measurement of  $D^0$  production cross-section [10]. The results are compared to the HELAC-Onia calculations [41–43], which are based on a data-driven modelling of parton scattering. The theory prediction is calculated with HELAC-Onia, where the  $\Lambda_c^+$  production cross-section in  $p\text{Pb}$  collisions is parameterised using the LHCb  $pp$  data [35]. The cross-sections are then calculated using the EPS09LO/NLO [44], nCTEQ15 nPDFs [45]. The effects of the nPDFs tend to cancel in the ratio  $R_{\Lambda_c^+/D^0}$ , leading to similar ratios between the different nPDFs. The calculations with the three nPDFs show comparable trends and values across  $p_T$  and  $y^*$ , with nCTEQ15 slightly lower than EPS09, suggesting small nPDF effects in the  $R_{\Lambda_c^+/D^0}$  ratio.

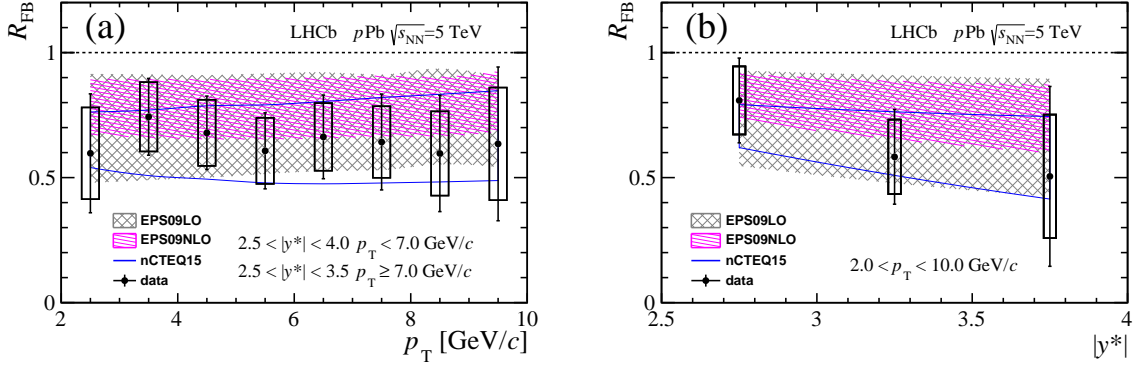


Figure 5: (a) Forward-backward production ratios  $R_{\text{FB}}$  as a function of  $p_T$  integrated over  $2.5 < |y^*| < 4.0$  for  $p_T$  less than  $7 \text{ GeV}/c$  and  $2.5 < |y^*| < 3.5$  for  $p_T$  greater than  $7 \text{ GeV}/c$ , and (b)  $R_{\text{FB}}$  as a function of  $y^*$  integrated over  $2 < p_T < 10 \text{ GeV}/c$ . The uncertainty represents the quadratic sum of the statistical and the systematic uncertainties.

Figure 6 shows the  $R_{A_c^+/D^0}$  ratio as a function of  $p_T$  in four different rapidity ranges. Numerical values can be found in Table 7 in Appendix C. In the backward region, the data points are consistent with the theoretical calculations. The forward data points are consistent with the calculations at lower  $p_T$  ( $< 7 \text{ GeV}/c$ ). However, they are below the theoretical predictions for  $p_T$  greater than  $7 \text{ GeV}/c$ . For the rapidity range  $-4.5 < y^* < -2.5$  the theoretical calculation made for  $-5.0 < y^* < -2.5$  is used as a reference. As the theoretical predictions of the  $R_{A_c^+/D^0}$  ratio are very similar for all four rapidity ranges displayed and the sensitivity is insufficient to distinguish these small differences, this should have little effect.

Figure 7 illustrates the  $R_{A_c^+/D^0}$  ratio for  $2 < p_T < 10 \text{ GeV}/c$  as a function of rapidity. The numerical values are given in Appendix C. The theoretical calculations are made for the rapidity range  $-4.0 < y^* < 4.0$ . Both the forward and backward data are consistent with the theoretical predictions within the uncertainties, and show a relatively uniform distribution for the full rapidity range.

The ALICE collaboration has recently reported a measurement of the prompt  $A_c^+$  baryons in  $p\text{Pb}$  collisions at  $\sqrt{s_{\text{NN}}} = 5.02 \text{ TeV}$  [20]. Their  $R_{A_c^+/D^0}$  ratio in the midrapidity region for  $2 < p_T < 12 \text{ GeV}/c$  and  $-0.96 < y^* < 0.04$  is measured to be  $0.602 \pm 0.060_{-0.087}^{+0.159}$ . The  $R_{A_c^+/D^0}$  ratios as measured by the ALICE collaboration are in general higher than, but compatible with, the  $R_{A_c^+/D^0}$  ratios reported in this paper.

## 5 Conclusion

Prompt  $A_c^+$  production cross-sections are measured with  $p\text{Pb}$  collision data collected by the LHCb detector at  $\sqrt{s_{\text{NN}}} = 5.02 \text{ TeV}$ . The forward-backward production ratios  $R_{\text{FB}}$  are presented, and are compared to theoretical predictions. A larger production rate in the backward-rapidity region compared to the forward region is observed. The forward-backward production ratio  $R_{\text{FB}}$  shows consistency with HELAC-Onia calculations with the three nPDFs. In addition, the production cross-section ratio  $R_{A_c^+/D^0}$  between  $A_c^+$  baryons and  $D^0$  mesons, which is sensitive to the hadronisation mechanism of the charm

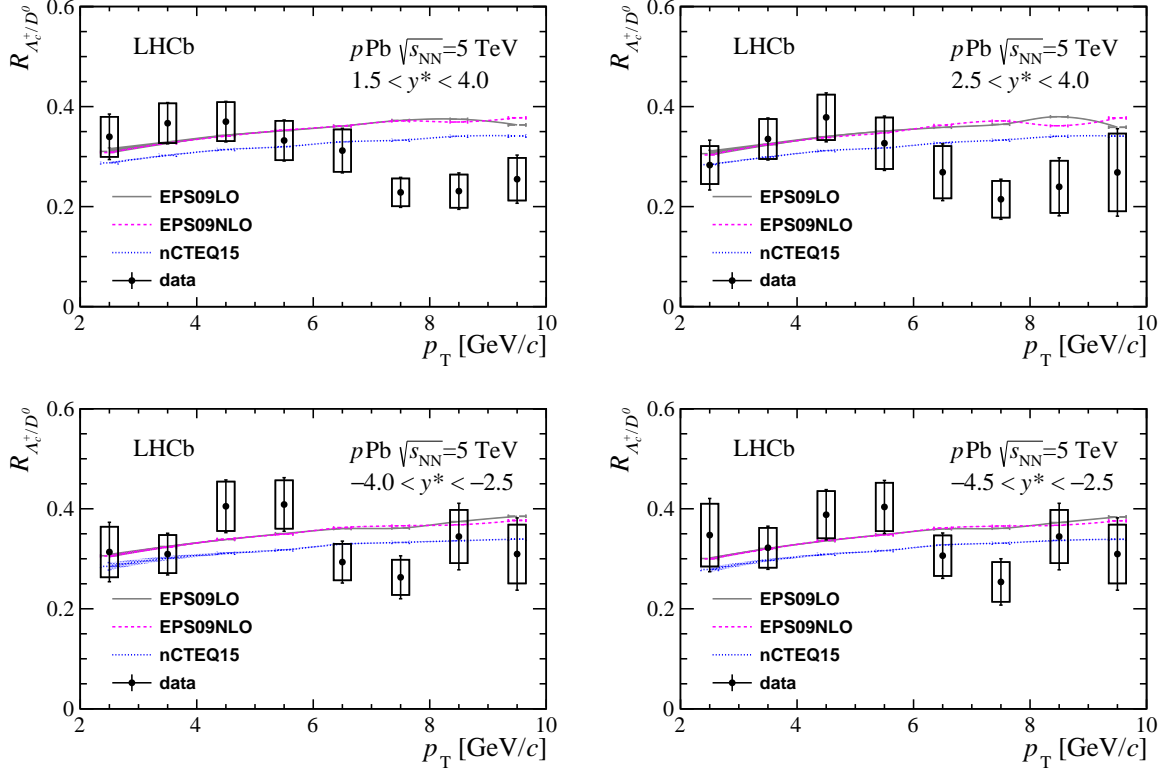


Figure 6: The cross-section ratio  $R_{\Lambda_c^+/D^0}$  between  $\Lambda_c^+$  baryons and  $D^0$  mesons as a function of  $p_T$  integrated over four different rapidity regions. The uncertainty represents the sum in quadrature of the statistical and the systematic uncertainties. The coloured curves represent HELAC-Onia calculations with nPDF EPS09LO/NLO and nCTEQ15.

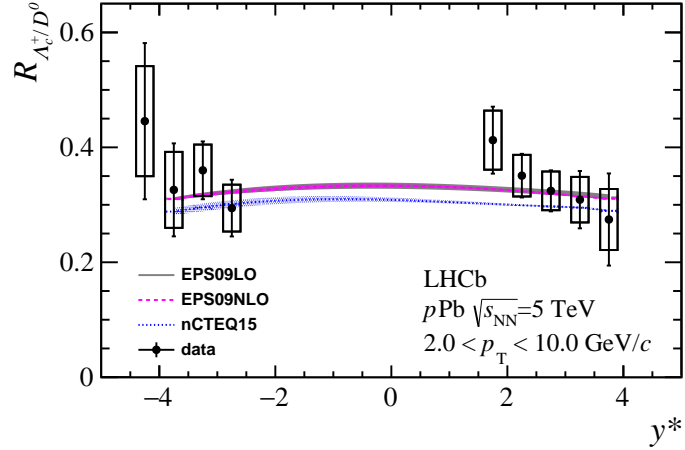


Figure 7: The cross-section ratio  $R_{\Lambda_c^+/D^0}$  between  $\Lambda_c^+$  baryons and  $D^0$  mesons as a function of  $y^*$  integrated over  $2 < p_T < 10$  GeV/c. The uncertainty represents the sum in quadrature of the statistical and the systematic uncertainties. The coloured curves show HELAC-Onia calculations incorporating nPDFs EPS09LO/NLO and nCTEQ15.

particles, is measured. The result is consistent with theory calculations based on  $pp$  data. The  $A_c^+$  measurements in classes of event multiplicity can be anticipated with the  $p\text{Pb}$  dataset at  $\sqrt{s_{\text{NN}}} = 8.16$  TeV recorded by the LHCb collaboration in 2016, which is about 20 times larger than the 5.02 TeV dataset. An improvement in precision is also achievable with the increased sample size and an improved simulation.

## Acknowledgements

We are grateful to H. Shao for providing theoretical calculations of prompt  $A_c^+$  production in  $p\text{Pb}$  collisions in the LHCb acceptance. We express our gratitude to our colleagues in the CERN accelerator departments for the excellent performance of the LHC. We thank the technical and administrative staff at the LHCb institutes. We acknowledge support from CERN and from the national agencies: CAPES, CNPq, FAPERJ and FINEP (Brazil); MOST and NSFC (China); CNRS/IN2P3 (France); BMBF, DFG and MPG (Germany); INFN (Italy); NWO (Netherlands); MNiSW and NCN (Poland); MEN/IFA (Romania); MSHE (Russia); MinECo (Spain); SNSF and SER (Switzerland); NASU (Ukraine); STFC (United Kingdom); NSF (USA). We acknowledge the computing resources that are provided by CERN, IN2P3 (France), KIT and DESY (Germany), INFN (Italy), SURF (Netherlands), PIC (Spain), GridPP (United Kingdom), RRCKI and Yandex LLC (Russia), CSCS (Switzerland), IFIN-HH (Romania), CBPF (Brazil), PL-GRID (Poland) and OSC (USA). We are indebted to the communities behind the multiple open-source software packages on which we depend. Individual groups or members have received support from AvH Foundation (Germany); EPLANET, Marie Skłodowska-Curie Actions and ERC (European Union); ANR, Labex P2IO and OCEVU, and Région Auvergne-Rhône-Alpes (France); Key Research Program of Frontier Sciences of CAS, CAS PIFI, and the Thousand Talents Program (China); RFBR, RSF and Yandex LLC (Russia); GVA, XuntaGal and GENCAT (Spain); the Royal Society and the Leverhulme Trust (United Kingdom); Laboratory Directed Research and Development program of LANL (USA).

# Appendices

## A Numerical values of the $\Lambda_c^+$ cross-sections

Table 2: Measured differential cross-section (in  $\text{mb}/(\text{GeV}/c)$ ) of prompt  $\Lambda_c^+$  baryons as a function of  $p_T$  in  $p\text{Pb}$  forward and backward data in different rapidity regions. The right column shows the results for  $p_T > 7 \text{ GeV}/c$  and  $2.5 < |y^*| < 3.5$ , which are used to compute the  $R_{\text{FB}}$  values at  $p_T > 7 \text{ GeV}/c$ . The first uncertainties are statistical and the second are systematic.

$p_T$ [GeV/c]	Forward (mb/(GeV/c))		
	$y^* \in [1.5, 4.0]$	$y^* \in [2.5, 4.0]$	$y^* \in [2.5, 3.5]$
[2, 3]	$16.886 \pm 1.066 \pm 1.860$	$7.107 \pm 0.812 \pm 0.917$	—
[3, 4]	$8.402 \pm 0.250 \pm 0.844$	$3.731 \pm 0.142 \pm 0.416$	—
[4, 5]	$3.859 \pm 0.113 \pm 0.367$	$1.864 \pm 0.087 \pm 0.193$	—
[5, 6]	$1.644 \pm 0.052 \pm 0.161$	$0.724 \pm 0.036 \pm 0.078$	—
[6, 7]	$0.740 \pm 0.030 \pm 0.076$	$0.278 \pm 0.020 \pm 0.030$	—
[7, 8]	$0.274 \pm 0.013 \pm 0.027$	—	$0.096 \pm 0.007 \pm 0.011$
[8, 9]	$0.154 \pm 0.010 \pm 0.017$	—	$0.059 \pm 0.006 \pm 0.008$
[9, 10]	$0.100 \pm 0.008 \pm 0.013$	—	$0.032 \pm 0.004 \pm 0.006$
$p_T$ [GeV/c]	Backward (mb/(GeV/c))		
	$y^* \in [-4.5, -2.5]$	$y^* \in [-4.0, -2.5]$	$y^* \in [-3.5, -2.5]$
[2, 3]	$16.162 \pm 1.750 \pm 2.758$	$11.902 \pm 1.180 \pm 1.782$	—
[3, 4]	$6.248 \pm 0.318 \pm 0.689$	$5.021 \pm 0.271 \pm 0.555$	—
[4, 5]	$3.059 \pm 0.132 \pm 0.335$	$2.744 \pm 0.122 \pm 0.302$	—
[5, 6]	$1.342 \pm 0.070 \pm 0.141$	$1.192 \pm 0.067 \pm 0.126$	—
[6, 7]	$0.481 \pm 0.031 \pm 0.054$	$0.419 \pm 0.029 \pm 0.046$	—
[7, 8]	$0.207 \pm 0.019 \pm 0.024$	$0.190 \pm 0.017 \pm 0.021$	$0.149 \pm 0.016 \pm 0.018$
[8, 9]	—	$0.123 \pm 0.014 \pm 0.015$	$0.098 \pm 0.012 \pm 0.013$
[9, 10]	—	$0.067 \pm 0.009 \pm 0.010$	$0.050 \pm 0.008 \pm 0.008$

Table 3: Differential cross-section (in  $\text{mb}$ ) for prompt  $\Lambda_c^+$  baryons as a function of  $|y^*|$  in  $p\text{Pb}$  forward and backward data. The first uncertainties are statistical and the second are systematic.

Forward (mb)	
$ y^* $	$p_T \in [2, 10]$ [GeV/c]
[1.5, 2.0]	$20.5 \pm 1.4 \pm 2.3$
[2.0, 2.5]	$15.8 \pm 0.5 \pm 1.5$
[2.5, 3.0]	$12.4 \pm 0.5 \pm 1.2$
[3.0, 3.5]	$9.5 \pm 0.9 \pm 1.2$
[3.5, 4.0]	$5.9 \pm 1.3 \pm 1.0$
Backward (mb)	
$ y^* $	$p_T \in [2, 10]$ [GeV/c]
[2.5, 3.0]	$15.3 \pm 1.4 \pm 1.8$
[3.0, 3.5]	$16.3 \pm 1.0 \pm 1.8$
[3.5, 4.0]	$11.8 \pm 1.7 \pm 2.3$
[4.0, 4.5]	$12.1 \pm 2.6 \pm 2.5$

Table 4: Double-differential cross-section (in  $\text{mb}/(\text{GeV}/c)$ ) for prompt  $\Lambda_c^+$  baryons as a function of  $p_T$  and  $y^*$  in  $p\text{Pb}$  forward and backward data. The first uncertainty is statistical and the second is systematic.

$p_T$ [GeV/c]	Forward (mb/(GeV/c))				
	$y^* \in [1.5, 2.0]$	$y^* \in [2.0, 2.5]$	$y^* \in [2.5, 3.0]$	$y^* \in [3.0, 3.5]$	$y^* \in [3.5, 4.0]$
[2, 3]	$11.316 \pm 1.296 \pm 1.646$	$8.241 \pm 0.481 \pm 0.895$	$6.304 \pm 0.426 \pm 0.700$	$4.721 \pm 0.914 \pm 0.755$	$3.189 \pm 1.272 \pm 0.707$
[3, 4]	$5.280 \pm 0.382 \pm 0.612$	$4.062 \pm 0.150 \pm 0.407$	$3.444 \pm 0.132 \pm 0.366$	$2.742 \pm 0.142 \pm 0.313$	$1.277 \pm 0.208 \pm 0.254$
[4, 5]	$2.009 \pm 0.126 \pm 0.222$	$1.982 \pm 0.072 \pm 0.194$	$1.412 \pm 0.054 \pm 0.138$	$1.228 \pm 0.066 \pm 0.132$	$1.087 \pm 0.150 \pm 0.193$
[5, 6]	$0.990 \pm 0.066 \pm 0.115$	$0.851 \pm 0.037 \pm 0.086$	$0.665 \pm 0.033 \pm 0.067$	$0.462 \pm 0.030 \pm 0.054$	$0.321 \pm 0.057 \pm 0.078$
[6, 7]	$0.549 \pm 0.040 \pm 0.070$	$0.375 \pm 0.020 \pm 0.042$	$0.294 \pm 0.018 \pm 0.032$	$0.192 \pm 0.019 \pm 0.026$	$0.069 \pm 0.029 \pm 0.021$
[7, 8]	$0.170 \pm 0.018 \pm 0.021$	$0.186 \pm 0.012 \pm 0.021$	$0.129 \pm 0.011 \pm 0.016$	$0.063 \pm 0.009 \pm 0.009$	–
[8, 9]	$0.117 \pm 0.013 \pm 0.017$	$0.074 \pm 0.007 \pm 0.010$	$0.070 \pm 0.007 \pm 0.010$	$0.047 \pm 0.009 \pm 0.009$	–
[9, 10]	$0.086 \pm 0.013 \pm 0.016$	$0.052 \pm 0.006 \pm 0.008$	$0.039 \pm 0.006 \pm 0.007$	$0.024 \pm 0.006 \pm 0.008$	–
$p_T$ [GeV/c]	Backward (mb/(GeV/c))				
	$y^* \in [-4.5, -4.0]$	$y^* \in [-4.0, -3.5]$	$y^* \in [-3.5, -3.0]$	$y^* \in [-3.0, -2.5]$	
[2, 3]	$8.519 \pm 2.585 \pm 2.222$	$6.957 \pm 1.666 \pm 1.907$	$9.236 \pm 0.977 \pm 1.141$	$7.610 \pm 1.358 \pm 1.109$	
[3, 4]	$2.453 \pm 0.331 \pm 0.341$	$2.638 \pm 0.223 \pm 0.317$	$3.902 \pm 0.276 \pm 0.445$	$3.502 \pm 0.410 \pm 0.427$	
[4, 5]	$0.630 \pm 0.101 \pm 0.088$	$1.309 \pm 0.091 \pm 0.151$	$1.885 \pm 0.118 \pm 0.216$	$2.295 \pm 0.194 \pm 0.282$	
[5, 6]	$0.300 \pm 0.045 \pm 0.046$	$0.501 \pm 0.048 \pm 0.063$	$0.684 \pm 0.054 \pm 0.076$	$1.199 \pm 0.112 \pm 0.144$	
[6, 7]	$0.123 \pm 0.025 \pm 0.029$	$0.203 \pm 0.023 \pm 0.027$	$0.258 \pm 0.026 \pm 0.030$	$0.377 \pm 0.045 \pm 0.049$	
[7, 8]	$0.034 \pm 0.015 \pm 0.011$	$0.080 \pm 0.014 \pm 0.012$	$0.146 \pm 0.018 \pm 0.019$	$0.152 \pm 0.026 \pm 0.021$	
[8, 9]	–	$0.049 \pm 0.011 \pm 0.011$	$0.099 \pm 0.015 \pm 0.015$	$0.097 \pm 0.020 \pm 0.016$	
[9, 10]	–	$0.034 \pm 0.006 \pm 0.009$	$0.049 \pm 0.011 \pm 0.011$	$0.050 \pm 0.012 \pm 0.009$	



## B Numerical values of $\Lambda_c^+$ $R_{\text{FB}}$ ratios

Table 5: Forward-backward prompt  $\Lambda_c^+$  production ratio  $R_{\text{FB}}$  as a function of  $p_{\text{T}}$  in the common range  $2.5 < |y^*| < 4.0$ . The first uncertainty is statistical and the second is systematic.

$p_{\text{T}}[\text{GeV}/c]$	$R_{\text{FB}}$
[2, 3]	$0.60 \pm 0.15 \pm 0.18$
[3, 4]	$0.74 \pm 0.07 \pm 0.14$
[4, 5]	$0.68 \pm 0.06 \pm 0.13$
[5, 6]	$0.61 \pm 0.08 \pm 0.13$
[6, 7]	$0.66 \pm 0.10 \pm 0.14$
[7, 8]	$0.64 \pm 0.13 \pm 0.14$
[8, 9]	$0.60 \pm 0.16 \pm 0.17$
[9, 10]	$0.63 \pm 0.21 \pm 0.23$

Table 6:  $R_{\text{FB}}$  ratio as a function of  $|y^*|$  in the range  $2 < p_{\text{T}} < 10 \text{ GeV}/c$ . The first uncertainty is statistical and the second is systematic.

$ y^* $	$R_{\text{FB}}$
[2.5, 3.0]	$0.81 \pm 0.10 \pm 0.14$
[3.0, 3.5]	$0.58 \pm 0.12 \pm 0.15$
[3.5, 4.0]	$0.50 \pm 0.26 \pm 0.25$

## C Numerical values of $R_{\Lambda_c^+/D^0}$ ratios

Table 7: Production ratio  $R_{\Lambda_c^+/D^0}$  as a function of  $p_T$  in the forward and backward rapidity regions. The first uncertainty is statistical and the second is systematic.

Forward		
$p_T$ [GeV/c]	$y^* \in [2.5, 4.0]$	$y^* \in [1.5, 4.0]$
[2, 3]	$0.283 \pm 0.032 \pm 0.038$	$0.340 \pm 0.021 \pm 0.040$
[3, 4]	$0.335 \pm 0.013 \pm 0.040$	$0.367 \pm 0.011 \pm 0.040$
[4, 5]	$0.378 \pm 0.018 \pm 0.046$	$0.370 \pm 0.011 \pm 0.039$
[5, 6]	$0.327 \pm 0.017 \pm 0.051$	$0.332 \pm 0.011 \pm 0.039$
[6, 7]	$0.269 \pm 0.022 \pm 0.052$	$0.312 \pm 0.014 \pm 0.042$
[7, 8]	$0.215 \pm 0.016 \pm 0.037$	$0.228 \pm 0.011 \pm 0.028$
[8, 9]	$0.240 \pm 0.025 \pm 0.052$	$0.231 \pm 0.015 \pm 0.033$
[9, 10]	$0.268 \pm 0.040 \pm 0.078$	$0.255 \pm 0.022 \pm 0.043$
Backward		
$p_T$ [GeV/c]	$y^* \in [-4.0, -2.5]$	$y^* \in [-4.5, -2.5]$
[2, 3]	$0.314 \pm 0.031 \pm 0.051$	$0.347 \pm 0.038 \pm 0.063$
[3, 4]	$0.309 \pm 0.017 \pm 0.038$	$0.322 \pm 0.016 \pm 0.040$
[4, 5]	$0.405 \pm 0.018 \pm 0.049$	$0.388 \pm 0.017 \pm 0.047$
[5, 6]	$0.409 \pm 0.023 \pm 0.048$	$0.404 \pm 0.022 \pm 0.048$
[6, 7]	$0.293 \pm 0.021 \pm 0.037$	$0.306 \pm 0.020 \pm 0.040$
[7, 8]	$0.263 \pm 0.025 \pm 0.035$	$0.254 \pm 0.024 \pm 0.040$
[8, 9]	$0.344 \pm 0.040 \pm 0.053$	$0.344 \pm 0.040 \pm 0.053$
[9, 10]	$0.310 \pm 0.042 \pm 0.059$	$0.310 \pm 0.042 \pm 0.059$

Table 8: Production ratio  $R_{\Lambda_c^+/D^0}$  as a function of  $y^*$  for  $2 < p_T < 10$  GeV/c. The first uncertainty is statistical and the second is systematic.

$y^*$	$p_T \in [2, 10]$ [GeV/c]
[-4.5, -4.0]	$0.446 \pm 0.096 \pm 0.096$
[-4.0, -3.5]	$0.326 \pm 0.047 \pm 0.066$
[-3.5, -3.0]	$0.360 \pm 0.023 \pm 0.045$
[-3.0, -2.5]	$0.294 \pm 0.028 \pm 0.041$
[1.5, 2.0]	$0.413 \pm 0.027 \pm 0.051$
[2.0, 2.5]	$0.351 \pm 0.011 \pm 0.036$
[2.5, 3.0]	$0.324 \pm 0.012 \pm 0.034$
[3.0, 3.5]	$0.309 \pm 0.030 \pm 0.040$
[3.5, 4.0]	$0.274 \pm 0.060 \pm 0.053$

## References

- [1] Y. Akiba *et al.*, *The hot QCD white paper: Exploring the phases of QCD at RHIC and the LHC*, [arXiv:1502.02730](#).
- [2] STAR collaboration, L. Adamczyk *et al.*, *Observation of  $D^0$  meson nuclear modifications in Au+Au collisions at  $\sqrt{s_{NN}} = 200$  GeV*, Phys. Rev. Lett. **113** (2014) 142301, [arXiv:1404.6185](#).
- [3] ALICE collaboration, B. B. Abelev *et al.*, *Azimuthal anisotropy of  $D$ -meson production in Pb-Pb collisions at  $\sqrt{s_{NN}} = 2.76$  TeV*, Phys. Rev. **C90** (2014) 034904, [arXiv:1405.2001](#).
- [4] D. Kharzeev and K. Tuchin, *Signatures of the color glass condensate in  $J/\psi$  production off nuclear targets*, Nucl. Phys. **A770** (2006) 40, [arXiv:hep-ph/0510358](#).
- [5] H. Fujii, F. Gelis, and R. Venugopalan, *Quark pair production in high energy  $pA$  collisions: General features*, Nucl. Phys. **A780** (2006) 146, [arXiv:hep-ph/0603099](#).
- [6] S. Gavin and J. Milana, *Energy loss at large  $x_F$  in nuclear collisions*, Phys. Rev. Lett. **68** (1992) 1834.
- [7] R. Vogt,  *$x_F$  dependence of  $\psi$  and Drell-Yan production*, Phys. Rev. **C61** (2000) 035203, [arXiv:hep-ph/9907317](#).
- [8] F. Arleo and S. Peigné, *Heavy-quarkonium suppression in  $p-A$  collisions from parton energy loss in cold QCD matter*, JHEP **03** (2013) 122, [arXiv:1212.0434](#).
- [9] F. Arleo and V.-N. Tram, *A systematic study of  $J/\psi$  suppression in cold nuclear matter*, Eur. Phys. J. **C55** (2008) 449, [arXiv:hep-ph/0612043](#).
- [10] LHCb collaboration, R. Aaij *et al.*, *Study of prompt  $D^0$  meson production in  $pPb$  collisions at  $\sqrt{s_{NN}} = 5$  TeV*, JHEP **10** (2017) 090, [arXiv:1707.02750](#).
- [11] Y. Oh, C. M. Ko, S. H. Lee, and S. Yasui, *Ratios of heavy baryons to heavy mesons in relativistic nucleus-nucleus collisions*, Phys. Rev. **C79** (2009) 044905, [arXiv:0901.1382](#).
- [12] S. H. Lee *et al.*,  *$\Lambda_c$  enhancement from strongly coupled quark-gluon plasma*, Phys. Rev. Lett. **100** (2008) 222301, [arXiv:0709.3637](#).
- [13] M. A. C. Lamont and the STAR Collaboration, *Recent results on strangeness production at rhic*, J. Phys. G **32** (2006) S105, [arXiv:nucl-ex/0608017](#).
- [14] ALICE collaboration, B. Abelev *et al.*,  *$K_s^0$  and  $\Lambda$  production in Pb-Pb collisions at  $\sqrt{s_{NN}} = 2.76$  TeV*, Phys. Rev. Lett. **111** (2013) 222301, [arXiv:1307.5530](#).
- [15] R. C. Hwa and C. B. Yang, *Strangeness enhancement in the parton model*, Phys. Rev. **C66** (2002) 064903, [arXiv:nucl-th/0206005](#).
- [16] V. Greco, C. M. Ko, and P. Lévai, *Parton coalescence and antiproton/pion anomaly at RHIC*, Phys. Rev. Lett. **90** (2003) 202302, [arXiv:nucl-th/0301093](#).

- [17] R. J. Fries, B. Müller, C. Nonaka, and S. A. Bass, *Hadronization in heavy-ion collisions: recombination and fragmentation of partons*, Phys. Rev. Lett. **90** (2003) 202303, [arXiv:nuc1-th/0301087](#).
- [18] D. Molnár and S. A. Voloshin, *Elliptic flow at large transverse momenta from quark coalescence*, Phys. Rev. Lett. **91** (2003) 092301, [arXiv:nuc1-th/0302014](#).
- [19] G. Xie,  *$\Lambda_c$  production in Au+Au collisions at  $\sqrt{s_{NN}} = 200$  GeV measured by the STAR experiment*, Nuclear Physics A **967** (2017) 928, [arXiv:1704.04353](#).
- [20] ALICE collaboration, S. Acharya *et al.*,  *$\Lambda_c^+$  production in pp collisions at  $\sqrt{s} = 7$  TeV and in p-Pb collisions at  $\sqrt{s_{NN}} = 5.02$  TeV*, JHEP **04** (2018) 108, [arXiv:1712.09581](#).
- [21] LHCb collaboration, A. A. Alves Jr. *et al.*, *The LHCb detector at the LHC*, JINST **3** (2008) S08005.
- [22] LHCb collaboration, R. Aaij *et al.*, *LHCb detector performance*, Int. J. Mod. Phys. **A30** (2015) 1530022, [arXiv:1412.6352](#).
- [23] LHCb collaboration, R. Aaij *et al.*, *Study of  $J/\psi$  production and cold nuclear matter effects in pPb collisions at  $\sqrt{s_{NN}} = 5$  TeV*, JHEP **02** (2014) 072, [arXiv:1308.6729](#).
- [24] T. Sjöstrand, S. Mrenna, and P. Skands, *PYTHIA 6.4 physics and manual*, JHEP **05** (2006) 026, [arXiv:hep-ph/0603175](#).
- [25] T. Sjöstrand, S. Mrenna, and P. Skands, *A brief introduction to PYTHIA 8.1*, Comput. Phys. Commun. **178** (2008) 852, [arXiv:0710.3820](#).
- [26] S. Porteboeuf, T. Pierog, and K. Werner, *Producing hard processes regarding the complete event: the EPOS event generator*, in *Proceedings, 45th Rencontres de Moriond on QCD and High Energy Interactions: La Thuile, Italy, March 13-20, 2010*, pp. 135–140, Gioi Publishers, Gioi Publishers, 2010, [arXiv:1006.2967](#).
- [27] I. Belyaev *et al.*, *Handling of the generation of primary events in Gauss, the LHCb simulation framework*, J. Phys. Conf. Ser. **331** (2011) 032047.
- [28] D. J. Lange, *The EvtGen particle decay simulation package*, Nucl. Instrum. Meth. **A462** (2001) 152.
- [29] P. Golonka and Z. Was, *PHOTOS Monte Carlo: A precision tool for QED corrections in Z and W decays*, Eur. Phys. J. **C45** (2006) 97, [arXiv:hep-ph/0506026](#).
- [30] Geant4 collaboration, J. Allison *et al.*, *Geant4 developments and applications*, IEEE Trans. Nucl. Sci. **53** (2006) 270.
- [31] Geant4 collaboration, S. Agostinelli *et al.*, *Geant4: A simulation toolkit*, Nucl. Instrum. Meth. **A506** (2003) 250.
- [32] M. Clemencic *et al.*, *The LHCb simulation application, Gauss: Design, evolution and experience*, J. Phys. Conf. Ser. **331** (2011) 032023.
- [33] Particle Data Group, C. Patrignani *et al.*, *Review of particle physics*, Chin. Phys. **C40** (2016) 100001.

- [34] A. Powell *et al.*, *Particle identification at LHCb*, PoS **ICHEP2010** (2010) 020, LHCb-PROC-2011-008.
- [35] LHCb collaboration, R. Aaij *et al.*, *Prompt charm production in pp collisions at  $\sqrt{s} = 7$  TeV*, Nucl. Phys. **B871** (2013) 1, [arXiv:1302.2864](#).
- [36] A. D. Bukin, *Fitting function for asymmetric peaks*, [arXiv:0711.4449](#).
- [37] M. Pivk and F. R. Le Diberder, *sPlot: A statistical tool to unfold data distributions*, Nucl. Instrum. Meth. **A555** (2005) 356, [arXiv:physics/0402083](#).
- [38] LHCb collaboration, R. Aaij *et al.*, *Measurements of the branching fractions of  $\Lambda_c^+ \rightarrow p\pi^-\pi^+$ ,  $\Lambda_c^+ \rightarrow pK^-K^+$ , and  $\Lambda_c^+ \rightarrow p\pi^-K^+$* , JHEP **03** (2018) 043, [arXiv:1711.01157](#).
- [39] T. Skwarnicki, *A study of the radiative cascade transitions between the Upsilon-prime and Upsilon resonances*, PhD thesis, Institute of Nuclear Physics, Krakow, 1986, DESY-F31-86-02.
- [40] LHCb collaboration, R. Aaij *et al.*, *Precision luminosity measurements at LHCb*, JINST **9** (2014) P12005, [arXiv:1410.0149](#).
- [41] J.-P. Lansberg and H.-S. Shao, *Towards an automated tool to evaluate the impact of the nuclear modification of the gluon density on quarkonium, D and B meson production in proton-nucleus collisions*, Eur. Phys. J. **C77** (2017) 1, [arXiv:1610.05382](#).
- [42] H.-S. Shao, *HELAC-Onia: An automatic matrix element generator for heavy quarkonium physics*, Comput. Phys. Commun. **184** (2013) 2562, [arXiv:1212.5293](#).
- [43] H.-S. Shao, *HELAC-Onia 2.0: An upgraded matrix-element and event generator for heavy quarkonium physics*, Comput. Phys. Commun. **198** (2016) 238, [arXiv:1507.03435](#).
- [44] K. J. Eskola, H. Paukkunen, and C. A. Salgado, *EPS09: A New Generation of NLO and LO Nuclear Parton Distribution Functions*, JHEP **04** (2009) 065, [arXiv:0902.4154](#).
- [45] K. Kovarik *et al.*, *nCTEQ15 - Global analysis of nuclear parton distributions with uncertainties in the CTEQ framework*, Phys. Rev. **D93** (2016) 085037, [arXiv:1509.00792](#).

## LHCb collaboration

R. Aaij<sup>27</sup>, B. Adeva<sup>41</sup>, M. Adinolfi<sup>48</sup>, C.A. Aidala<sup>74</sup>, Z. Ajaltouni<sup>5</sup>, S. Akar<sup>59</sup>, P. Albicocco<sup>18</sup>, J. Albrecht<sup>10</sup>, F. Alessio<sup>42</sup>, M. Alexander<sup>53</sup>, A. Alfonso Alberro<sup>40</sup>, S. Ali<sup>27</sup>, G. Alkhazov<sup>33</sup>, P. Alvarez Cartelle<sup>55</sup>, A.A. Alves Jr<sup>41</sup>, S. Amato<sup>2</sup>, S. Amerio<sup>23</sup>, Y. Amhis<sup>7</sup>, L. An<sup>3</sup>, L. Anderlini<sup>17</sup>, G. Andreassi<sup>43</sup>, M. Andreotti<sup>16,g</sup>, J.E. Andrews<sup>60</sup>, R.B. Appleby<sup>56</sup>, F. Archilli<sup>27</sup>, P. d'Argent<sup>12</sup>, J. Arnau Romeu<sup>6</sup>, A. Artamonov<sup>39</sup>, M. Artuso<sup>61</sup>, K. Arzymatov<sup>37</sup>, E. Aslanides<sup>6</sup>, M. Atzeni<sup>44</sup>, B. Audurier<sup>22</sup>, S. Bachmann<sup>12</sup>, J.J. Back<sup>50</sup>, S. Baker<sup>55</sup>, V. Balagura<sup>7,b</sup>, W. Baldini<sup>16</sup>, A. Baranov<sup>37</sup>, R.J. Barlow<sup>56</sup>, S. Barsuk<sup>7</sup>, W. Barter<sup>56</sup>, F. Baryshnikov<sup>70</sup>, V. Batozskaya<sup>31</sup>, B. Batsukh<sup>61</sup>, V. Battista<sup>43</sup>, A. Bay<sup>43</sup>, J. Beddow<sup>53</sup>, F. Bedeschi<sup>24</sup>, I. Bediaga<sup>1</sup>, A. Beiter<sup>61</sup>, L.J. Bel<sup>27</sup>, N. Belyi<sup>63</sup>, V. Bellec<sup>43</sup>, N. Belloli<sup>20,i</sup>, K. Belous<sup>39</sup>, I. Belyaev<sup>34,42</sup>, E. Ben-Haim<sup>8</sup>, G. Bencivenni<sup>18</sup>, S. Benson<sup>27</sup>, S. Beranek<sup>9</sup>, A. Berezhnoy<sup>35</sup>, R. Bernet<sup>44</sup>, D. Berninghoff<sup>12</sup>, E. Bertholet<sup>8</sup>, A. Bertolin<sup>23</sup>, C. Betancourt<sup>44</sup>, F. Betti<sup>15,42</sup>, M.O. Bettler<sup>49</sup>, M. van Beuzekom<sup>27</sup>, I.a. Bezshyiko<sup>44</sup>, S. Bhasin<sup>48</sup>, J. Bhom<sup>29</sup>, S. Bifani<sup>47</sup>, P. Billoir<sup>8</sup>, A. Birnkraut<sup>10</sup>, A. Bizzeti<sup>17,u</sup>, M. Bjørn<sup>57</sup>, M.P. Blago<sup>42</sup>, T. Blake<sup>50</sup>, F. Blanc<sup>43</sup>, S. Blusk<sup>61</sup>, D. Bobulska<sup>53</sup>, V. Bocci<sup>26</sup>, O. Boente Garcia<sup>41</sup>, T. Boettcher<sup>58</sup>, A. Bondar<sup>38,w</sup>, N. Bondar<sup>33</sup>, S. Borghi<sup>56,42</sup>, M. Borisyak<sup>37</sup>, M. Borsato<sup>41</sup>, F. Bossu<sup>7</sup>, M. Boubdir<sup>9</sup>, T.J.V. Bowcock<sup>54</sup>, C. Bozzi<sup>16,42</sup>, S. Braun<sup>12</sup>, M. Brodski<sup>42</sup>, J. Brodzicka<sup>29</sup>, A. Brossa Gonzalo<sup>50</sup>, D. Brundu<sup>22</sup>, E. Buchanan<sup>48</sup>, A. Buonauro<sup>44</sup>, C. Burr<sup>56</sup>, A. Bursche<sup>22</sup>, J. Buytaert<sup>42</sup>, W. Byczynski<sup>42</sup>, S. Cadeddu<sup>22</sup>, H. Cai<sup>64</sup>, R. Calabrese<sup>16,g</sup>, R. Calladine<sup>47</sup>, M. Calvi<sup>20,i</sup>, M. Calvo Gomez<sup>40,m</sup>, A. Camboni<sup>40,m</sup>, P. Campana<sup>18</sup>, D.H. Campora Perez<sup>42</sup>, L. Capriotti<sup>56</sup>, A. Carbone<sup>15,e</sup>, G. Carboni<sup>25</sup>, R. Cardinale<sup>19,h</sup>, A. Cardini<sup>22</sup>, P. Carniti<sup>20,i</sup>, L. Carson<sup>52</sup>, K. Carvalho Akiba<sup>2</sup>, G. Casse<sup>54</sup>, L. Cassina<sup>20</sup>, M. Cattaneo<sup>42</sup>, G. Cavallero<sup>19,h</sup>, R. Cenci<sup>24,p</sup>, D. Chamont<sup>7</sup>, M.G. Chapman<sup>48</sup>, M. Charles<sup>8</sup>, Ph. Charpentier<sup>42</sup>, G. Chatzikonstantinidis<sup>47</sup>, M. Chefdeville<sup>4</sup>, V. Chekalina<sup>37</sup>, C. Chen<sup>3</sup>, S. Chen<sup>22</sup>, S.-G. Chitic<sup>42</sup>, V. Chobanova<sup>41</sup>, M. Chruszcz<sup>42</sup>, A. Chubykin<sup>33</sup>, P. Ciambrone<sup>18</sup>, X. Cid Vidal<sup>41</sup>, G. Ciezarek<sup>42</sup>, P.E.L. Clarke<sup>52</sup>, M. Clemencic<sup>42</sup>, H.V. Cliff<sup>49</sup>, J. Closier<sup>42</sup>, V. Coco<sup>42</sup>, J.A.B. Coelho<sup>7</sup>, J. Cogan<sup>6</sup>, E. Cogneras<sup>5</sup>, L. Cojocariu<sup>32</sup>, P. Collins<sup>42</sup>, T. Colombo<sup>42</sup>, A. Comerma-Montells<sup>12</sup>, A. Contu<sup>22</sup>, G. Coombs<sup>42</sup>, S. Coquereau<sup>40</sup>, G. Corti<sup>42</sup>, M. Corvo<sup>16,g</sup>, C.M. Costa Sobral<sup>50</sup>, B. Couturier<sup>42</sup>, G.A. Cowan<sup>52</sup>, D.C. Craik<sup>58</sup>, A. Crocombe<sup>50</sup>, M. Cruz Torres<sup>1</sup>, R. Currie<sup>52</sup>, C. D'Ambrosio<sup>42</sup>, F. Da Cunha Marinho<sup>2</sup>, C.L. Da Silva<sup>75</sup>, E. Dall'Occo<sup>27</sup>, J. Dalseno<sup>48</sup>, A. Danilina<sup>34</sup>, A. Davis<sup>3</sup>, O. De Aguiar Francisco<sup>42</sup>, K. De Bruyn<sup>42</sup>, S. De Capua<sup>56</sup>, M. De Cian<sup>43</sup>, J.M. De Miranda<sup>1</sup>, L. De Paula<sup>2</sup>, M. De Serio<sup>14,d</sup>, P. De Simone<sup>18</sup>, C.T. Dean<sup>53</sup>, D. Decamp<sup>4</sup>, L. Del Buono<sup>8</sup>, B. Delaney<sup>49</sup>, H.-P. Dembinski<sup>11</sup>, M. Demmer<sup>10</sup>, A. Dendek<sup>30</sup>, D. Derkach<sup>37</sup>, O. Deschamps<sup>5</sup>, F. Desse<sup>7</sup>, F. Dettori<sup>54</sup>, B. Dey<sup>65</sup>, A. Di Canto<sup>42</sup>, P. Di Nezza<sup>18</sup>, S. Didenko<sup>70</sup>, H. Dijkstra<sup>42</sup>, F. Dordei<sup>42</sup>, M. Dorigo<sup>42,x</sup>, A. Dosil Suárez<sup>41</sup>, L. Douglas<sup>53</sup>, A. Dovbnya<sup>45</sup>, K. Dreimanis<sup>54</sup>, L. Dufour<sup>27</sup>, G. Dujany<sup>8</sup>, P. Durante<sup>42</sup>, J.M. Durham<sup>75</sup>, D. Dutta<sup>56</sup>, R. Dzhelezhyan<sup>39</sup>, M. Dziwiecki<sup>12</sup>, A. Dziurda<sup>29</sup>, A. Dzyuba<sup>33</sup>, S. Easo<sup>51</sup>, U. Egede<sup>55</sup>, V. Egorychev<sup>34</sup>, S. Eidelman<sup>38,w</sup>, S. Eisenhardt<sup>52</sup>, U. Eitschberger<sup>10</sup>, R. Ekelhof<sup>10</sup>, L. Eklund<sup>53</sup>, S. Ely<sup>61</sup>, A. Ene<sup>32</sup>, S. Escher<sup>9</sup>, S. Esen<sup>27</sup>, T. Evans<sup>59</sup>, A. Falabella<sup>15</sup>, N. Farley<sup>47</sup>, S. Farry<sup>54</sup>, D. Fazzini<sup>20,42,i</sup>, L. Federici<sup>25</sup>, P. Fernandez Declara<sup>42</sup>, A. Fernandez Prieto<sup>41</sup>, F. Ferrari<sup>15</sup>, L. Ferreira Lopes<sup>43</sup>, F. Ferreira Rodrigues<sup>2</sup>, M. Ferro-Luzzi<sup>42</sup>, S. Filippov<sup>36</sup>, R.A. Fini<sup>14</sup>, M. Fiorini<sup>16,g</sup>, M. Firlej<sup>30</sup>, C. Fitzpatrick<sup>43</sup>, T. Fiutowski<sup>30</sup>, F. Fleuret<sup>7,b</sup>, M. Fontana<sup>22,42</sup>, F. Fontanelli<sup>19,h</sup>, R. Forty<sup>42</sup>, V. Franco Lima<sup>54</sup>, M. Frank<sup>42</sup>, C. Frei<sup>42</sup>, J. Fu<sup>21,q</sup>, W. Funk<sup>42</sup>, C. Färber<sup>42</sup>, M. Féo Pereira Rivello Carvalho<sup>27</sup>, E. Gabriel<sup>52</sup>, A. Gallas Torreira<sup>41</sup>, D. Galli<sup>15,e</sup>, S. Gallorini<sup>23</sup>, S. Gambetta<sup>52</sup>, Y. Gan<sup>3</sup>, M. Gandelman<sup>2</sup>, P. Gandini<sup>21</sup>, Y. Gao<sup>3</sup>, L.M. Garcia Martin<sup>73</sup>, B. Garcia Plana<sup>41</sup>, J. García Pardiñas<sup>44</sup>, J. Garra Tico<sup>49</sup>, L. Garrido<sup>40</sup>, D. Gascon<sup>40</sup>, C. Gaspar<sup>42</sup>, L. Gavardi<sup>10</sup>, G. Gazzoni<sup>5</sup>, D. Gerick<sup>12</sup>, E. Gersabeck<sup>56</sup>, M. Gersabeck<sup>56</sup>, T. Gershon<sup>50</sup>, D. Gerstel<sup>16</sup>, Ph. Ghez<sup>4</sup>, S. Gianì<sup>43</sup>, V. Gibson<sup>49</sup>, O.G. Girard<sup>43</sup>, L. Giubega<sup>32</sup>, K. Gizdov<sup>52</sup>, V.V. Gligorov<sup>8</sup>, D. Golubkov<sup>34</sup>, A. Golutvin<sup>55,70</sup>, A. Gomes<sup>1,a</sup>,

I.V. Gorelov<sup>35</sup>, C. Gotti<sup>20,i</sup>, E. Govorkova<sup>27</sup>, J.P. Grabowski<sup>12</sup>, R. Graciani Diaz<sup>40</sup>,  
 L.A. Granado Cardoso<sup>42</sup>, E. Graugés<sup>40</sup>, E. Graverini<sup>44</sup>, G. Graziani<sup>17</sup>, A. Grecu<sup>32</sup>, R. Greim<sup>27</sup>,  
 P. Griffith<sup>22</sup>, L. Grillo<sup>56</sup>, L. Gruber<sup>42</sup>, B.R. Gruberg Cazon<sup>57</sup>, O. Grünberg<sup>67</sup>, C. Gu<sup>3</sup>,  
 E. Gushchin<sup>36</sup>, Yu. Guz<sup>39,42</sup>, T. Gys<sup>42</sup>, C. Göbel<sup>62</sup>, T. Hadavizadeh<sup>57</sup>, C. Hadjivasiliou<sup>5</sup>,  
 G. Haefeli<sup>43</sup>, C. Haen<sup>42</sup>, S.C. Haines<sup>49</sup>, B. Hamilton<sup>60</sup>, X. Han<sup>12</sup>, T.H. Hancock<sup>57</sup>,  
 S. Hansmann-Menzemer<sup>12</sup>, N. Harnew<sup>57</sup>, S.T. Harnew<sup>48</sup>, T. Harrison<sup>54</sup>, C. Hasse<sup>42</sup>, M. Hatch<sup>42</sup>,  
 J. He<sup>63</sup>, M. Hecker<sup>55</sup>, K. Heinicke<sup>10</sup>, A. Heister<sup>10</sup>, K. Hennessy<sup>54</sup>, L. Henry<sup>73</sup>,  
 E. van Herwijnen<sup>42</sup>, M. Heß<sup>67</sup>, A. Hicheur<sup>2</sup>, R. Hidalgo Charman<sup>56</sup>, D. Hill<sup>57</sup>, M. Hilton<sup>56</sup>,  
 P.H. Hopchev<sup>43</sup>, W. Hu<sup>65</sup>, W. Huang<sup>63</sup>, Z.C. Huard<sup>59</sup>, W. Hulsbergen<sup>27</sup>, T. Humair<sup>55</sup>,  
 M. Hushchyn<sup>37</sup>, D. Hutchcroft<sup>54</sup>, D. Hynds<sup>27</sup>, P. Ibis<sup>10</sup>, M. Idzik<sup>30</sup>, P. Ilten<sup>47</sup>, K. Ivshin<sup>33</sup>,  
 R. Jacobsson<sup>42</sup>, J. Jalocha<sup>57</sup>, E. Jans<sup>27</sup>, A. Jawahery<sup>60</sup>, F. Jiang<sup>3</sup>, M. John<sup>57</sup>, D. Johnson<sup>42</sup>,  
 C.R. Jones<sup>49</sup>, C. Joram<sup>42</sup>, B. Jost<sup>42</sup>, N. Jurik<sup>57</sup>, S. Kandybei<sup>45</sup>, M. Karacson<sup>42</sup>, J.M. Kariuki<sup>48</sup>,  
 S. Karodia<sup>53</sup>, N. Kazeev<sup>37</sup>, M. Kecke<sup>12</sup>, F. Keizer<sup>49</sup>, M. Kelsey<sup>61</sup>, M. Kenzie<sup>49</sup>, T. Ketel<sup>28</sup>,  
 E. Khairullin<sup>37</sup>, B. Khanji<sup>12</sup>, C. Khurewathanakul<sup>43</sup>, K.E. Kim<sup>61</sup>, T. Kirn<sup>9</sup>, S. Klaver<sup>18</sup>,  
 K. Klimaszewski<sup>31</sup>, T. Klimkovich<sup>11</sup>, S. Koliiev<sup>46</sup>, M. Kolpin<sup>12</sup>, R. Kopecna<sup>12</sup>, P. Koppenburg<sup>27</sup>,  
 I. Kostyuk<sup>27</sup>, S. Kotriakhova<sup>33</sup>, M. Kozeiha<sup>5</sup>, L. Kravchuk<sup>36</sup>, M. Kreps<sup>50</sup>, F. Kress<sup>55</sup>,  
 P. Krokovny<sup>38,w</sup>, W. Krupa<sup>30</sup>, W. Krzemien<sup>31</sup>, W. Kucewicz<sup>29,l</sup>, M. Kucharczyk<sup>29</sup>,  
 V. Kudryavtsev<sup>38,w</sup>, A.K. Kuonen<sup>43</sup>, T. Kvaratskheliya<sup>34,42</sup>, D. Lacarrere<sup>42</sup>, G. Lafferty<sup>56</sup>,  
 A. Lai<sup>22</sup>, D. Lancierini<sup>44</sup>, G. Lanfranchi<sup>18</sup>, C. Langenbruch<sup>9</sup>, T. Latham<sup>50</sup>, C. Lazzeroni<sup>47</sup>,  
 R. Le Gac<sup>6</sup>, A. Leflat<sup>35</sup>, J. Lefrançois<sup>7</sup>, R. Lefèvre<sup>5</sup>, F. Lemaitre<sup>42</sup>, O. Leroy<sup>6</sup>, T. Lesiak<sup>29</sup>,  
 B. Leverington<sup>12</sup>, P.-R. Li<sup>63</sup>, T. Li<sup>3</sup>, Z. Li<sup>61</sup>, X. Liang<sup>61</sup>, T. Likhomanenko<sup>69</sup>, R. Lindner<sup>42</sup>,  
 F. Lionetto<sup>44</sup>, V. Lisovskyi<sup>7</sup>, X. Liu<sup>3</sup>, D. Loh<sup>50</sup>, A. Loi<sup>22</sup>, I. Longstaff<sup>53</sup>, J.H. Lopes<sup>2</sup>,  
 G.H. Lovell<sup>49</sup>, D. Lucchesi<sup>23,o</sup>, M. Lucio Martinez<sup>41</sup>, A. Lupato<sup>23</sup>, E. Luppi<sup>16,g</sup>, O. Lupton<sup>42</sup>,  
 A. Lusiani<sup>24</sup>, X. Lyu<sup>63</sup>, F. Machefert<sup>7</sup>, F. Maciuc<sup>32</sup>, V. Macko<sup>43</sup>, P. Mackowiak<sup>10</sup>,  
 S. Maddrell-Mander<sup>48</sup>, O. Maev<sup>33,42</sup>, K. Maguire<sup>56</sup>, D. Maisuzenko<sup>33</sup>, M.W. Majewski<sup>30</sup>,  
 S. Malde<sup>57</sup>, B. Malecki<sup>29</sup>, A. Malinin<sup>69</sup>, T. Maltsev<sup>38,w</sup>, G. Manca<sup>22,f</sup>, G. Mancinelli<sup>6</sup>,  
 D. Marangotto<sup>21,q</sup>, J. Maratas<sup>5,v</sup>, J.F. Marchand<sup>4</sup>, U. Marconi<sup>15</sup>, C. Marin Benito<sup>7</sup>,  
 M. Marinangeli<sup>43</sup>, P. Marino<sup>43</sup>, J. Marks<sup>12</sup>, P.J. Marshall<sup>54</sup>, G. Martellotti<sup>26</sup>, M. Martin<sup>6</sup>,  
 M. Martinelli<sup>42</sup>, D. Martinez Santos<sup>41</sup>, F. Martinez Vidal<sup>73</sup>, A. Massafferri<sup>1</sup>, M. Materok<sup>9</sup>,  
 R. Matev<sup>42</sup>, A. Mathad<sup>50</sup>, Z. Mathe<sup>42</sup>, C. Matteuzzi<sup>20</sup>, A. Mauri<sup>44</sup>, E. Maurice<sup>7,b</sup>, B. Maurin<sup>43</sup>,  
 A. Mazurov<sup>47</sup>, M. McCann<sup>55,42</sup>, A. McNab<sup>56</sup>, R. McNulty<sup>13</sup>, J.V. Mead<sup>54</sup>, B. Meadows<sup>59</sup>,  
 C. Meaux<sup>6</sup>, F. Meier<sup>10</sup>, N. Meinert<sup>67</sup>, D. Melnychuk<sup>31</sup>, M. Merk<sup>27</sup>, A. Merli<sup>21,q</sup>, E. Michielin<sup>23</sup>,  
 D.A. Milanese<sup>66</sup>, E. Millard<sup>50</sup>, M.-N. Minard<sup>4</sup>, L. Minzoni<sup>16,g</sup>, D.S. Mitzel<sup>12</sup>, A. Mogini<sup>8</sup>,  
 J. Molina Rodriguez<sup>1,y</sup>, T. Mombächer<sup>10</sup>, I.A. Monroy<sup>66</sup>, S. Monteil<sup>5</sup>, M. Morandin<sup>23</sup>,  
 G. Morello<sup>18</sup>, M.J. Morello<sup>24,t</sup>, O. Morgunova<sup>69</sup>, J. Moron<sup>30</sup>, A.B. Morris<sup>6</sup>, R. Mountain<sup>61</sup>,  
 F. Muheim<sup>52</sup>, M. Mulder<sup>27</sup>, C.H. Murphy<sup>57</sup>, D. Murray<sup>56</sup>, A. Mödden<sup>10</sup>, D. Müller<sup>42</sup>,  
 J. Müller<sup>10</sup>, K. Müller<sup>44</sup>, V. Müller<sup>10</sup>, P. Naik<sup>48</sup>, T. Nakada<sup>43</sup>, R. Nandakumar<sup>51</sup>, A. Nandi<sup>57</sup>,  
 T. Nanut<sup>43</sup>, I. Nasteva<sup>2</sup>, M. Needham<sup>52</sup>, N. Neri<sup>21</sup>, S. Neubert<sup>12</sup>, N. Neufeld<sup>42</sup>, M. Neuner<sup>12</sup>,  
 T.D. Nguyen<sup>43</sup>, C. Nguyen-Mau<sup>43,n</sup>, S. Nieswand<sup>9</sup>, R. Niet<sup>10</sup>, N. Nikitin<sup>35</sup>, A. Nogay<sup>69</sup>,  
 N.S. Nolte<sup>42</sup>, D.P. O'Hanlon<sup>15</sup>, A. Oblakowska-Mucha<sup>30</sup>, V. Obraztsov<sup>39</sup>, S. Ogilvy<sup>18</sup>,  
 R. Oldeman<sup>22,f</sup>, C.J.G. Onderwater<sup>68</sup>, A. Ossowska<sup>29</sup>, J.M. Otalora Goicochea<sup>2</sup>, P. Owen<sup>44</sup>,  
 A. Oyanguren<sup>73</sup>, P.R. Pais<sup>43</sup>, T. Pajero<sup>24,t</sup>, A. Palano<sup>14</sup>, M. Palutan<sup>18,42</sup>, G. Panshin<sup>72</sup>,  
 A. Papanestis<sup>51</sup>, M. Pappagallo<sup>52</sup>, L.L. Pappalardo<sup>16,g</sup>, W. Parker<sup>60</sup>, C. Parkes<sup>56</sup>,  
 G. Passaleva<sup>17,42</sup>, A. Pastore<sup>14</sup>, M. Patel<sup>55</sup>, C. Patrignani<sup>15,e</sup>, A. Pearce<sup>42</sup>, A. Pellegrino<sup>27</sup>,  
 G. Penso<sup>26</sup>, M. Pepe Altarelli<sup>42</sup>, S. Perazzini<sup>42</sup>, D. Pereima<sup>34</sup>, P. Perret<sup>5</sup>, L. Pescatore<sup>43</sup>,  
 K. Petridis<sup>48</sup>, A. Petrolini<sup>19,h</sup>, A. Petrov<sup>69</sup>, S. Petrucci<sup>52</sup>, M. Petruzzo<sup>21,q</sup>, B. Pietrzyk<sup>4</sup>,  
 G. Pietrzyk<sup>43</sup>, M. Pikiés<sup>29</sup>, M. Pili<sup>57</sup>, D. Pinci<sup>26</sup>, J. Pinzino<sup>42</sup>, F. Pisani<sup>42</sup>, A. Piucci<sup>12</sup>,  
 V. Placinta<sup>32</sup>, S. Playfer<sup>52</sup>, J. Plews<sup>47</sup>, M. Plo Casasus<sup>41</sup>, F. Polci<sup>8</sup>, M. Poli Lener<sup>18</sup>,  
 A. Poluektov<sup>50</sup>, N. Polukhina<sup>70,c</sup>, I. Polyakov<sup>61</sup>, E. Polycarpo<sup>2</sup>, G.J. Pomery<sup>48</sup>, S. Ponce<sup>42</sup>,  
 A. Popov<sup>39</sup>, D. Popov<sup>47,11</sup>, S. Poslavskii<sup>39</sup>, C. Potterat<sup>2</sup>, E. Price<sup>48</sup>, J. Prisciandaro<sup>41</sup>,

C. Prouve<sup>48</sup>, V. Pugatch<sup>46</sup>, A. Puig Navarro<sup>44</sup>, H. Pullen<sup>57</sup>, G. Punzi<sup>24,p</sup>, W. Qian<sup>63</sup>, J. Qin<sup>63</sup>, R. Quagliani<sup>8</sup>, B. Quintana<sup>5</sup>, B. Rachwal<sup>30</sup>, J.H. Rademacker<sup>48</sup>, M. Rama<sup>24</sup>, M. Ramos Pernas<sup>41</sup>, M.S. Rangel<sup>2</sup>, F. Ratnikov<sup>37,ab</sup>, G. Raven<sup>28</sup>, M. Ravonel Salzgeber<sup>42</sup>, M. Reboud<sup>4</sup>, F. Redi<sup>43</sup>, S. Reichert<sup>10</sup>, A.C. dos Reis<sup>1</sup>, F. Reiss<sup>8</sup>, C. Remon Alepuz<sup>73</sup>, Z. Ren<sup>3</sup>, V. Renaudin<sup>7</sup>, S. Ricciardi<sup>51</sup>, S. Richards<sup>48</sup>, K. Rinnert<sup>54</sup>, P. Robbe<sup>7</sup>, A. Robert<sup>8</sup>, A.B. Rodrigues<sup>43</sup>, E. Rodrigues<sup>59</sup>, J.A. Rodriguez Lopez<sup>66</sup>, M. Roehrken<sup>42</sup>, A. Rogozhnikov<sup>37</sup>, S. Roiser<sup>42</sup>, A. Rollings<sup>57</sup>, V. Romanovskiy<sup>39</sup>, A. Romero Vidal<sup>41</sup>, M. Rotondo<sup>18</sup>, M.S. Rudolph<sup>61</sup>, T. Ruf<sup>42</sup>, J. Ruiz Vidal<sup>73</sup>, J.J. Saborido Silva<sup>41</sup>, N. Sagidova<sup>33</sup>, B. Saitta<sup>22,f</sup>, V. Salustino Guimaraes<sup>62</sup>, C. Sanchez Gras<sup>27</sup>, C. Sanchez Mayordomo<sup>73</sup>, B. Sanmartin Sedes<sup>41</sup>, R. Santacesaria<sup>26</sup>, C. Santamarina Rios<sup>41</sup>, M. Santimaria<sup>18</sup>, E. Santovetti<sup>25,j</sup>, G. Sarpis<sup>56</sup>, A. Sarti<sup>18,k</sup>, C. Satriano<sup>26,s</sup>, A. Satta<sup>25</sup>, M. Saur<sup>63</sup>, D. Savrina<sup>34,35</sup>, S. Schael<sup>9</sup>, M. Schellenberg<sup>10</sup>, M. Schiller<sup>53</sup>, H. Schindler<sup>42</sup>, M. Schmelling<sup>11</sup>, T. Schmelzer<sup>10</sup>, B. Schmidt<sup>42</sup>, O. Schneider<sup>43</sup>, A. Schopper<sup>42</sup>, H.F. Schreiner<sup>59</sup>, M. Schubiger<sup>43</sup>, M.H. Schune<sup>7</sup>, R. Schwemmer<sup>42</sup>, B. Sciascia<sup>18</sup>, A. Sciubba<sup>26,k</sup>, A. Semennikov<sup>34</sup>, E.S. Sepulveda<sup>8</sup>, A. Sergi<sup>47,42</sup>, N. Serra<sup>44</sup>, J. Serrano<sup>6</sup>, L. Sestini<sup>23</sup>, A. Seuthe<sup>10</sup>, P. Seyfert<sup>42</sup>, M. Shapkin<sup>39</sup>, Y. Shcheglov<sup>33,†</sup>, T. Shears<sup>54</sup>, L. Shekhtman<sup>38,w</sup>, V. Shevchenko<sup>69</sup>, E. Shmanin<sup>70</sup>, B.G. Siddi<sup>16</sup>, R. Silva Coutinho<sup>44</sup>, L. Silva de Oliveira<sup>2</sup>, G. Simi<sup>23,o</sup>, S. Simone<sup>14,d</sup>, N. Skidmore<sup>12</sup>, T. Skwarnicki<sup>61</sup>, J.G. Smeaton<sup>49</sup>, E. Smith<sup>9</sup>, I.T. Smith<sup>52</sup>, M. Smith<sup>55</sup>, M. Soares<sup>15</sup>, I. Soares Lavra<sup>1</sup>, M.D. Sokoloff<sup>59</sup>, F.J.P. Soler<sup>53</sup>, B. Souza De Paula<sup>2</sup>, B. Spaan<sup>10</sup>, P. Spradlin<sup>53</sup>, F. Stagni<sup>42</sup>, M. Stahl<sup>12</sup>, S. Stahl<sup>42</sup>, P. Stefko<sup>43</sup>, S. Stefkova<sup>55</sup>, O. Steinkamp<sup>44</sup>, S. Stemmle<sup>12</sup>, O. Stenyakin<sup>39</sup>, M. Stepanova<sup>33</sup>, H. Stevens<sup>10</sup>, S. Stone<sup>61</sup>, B. Storaci<sup>44</sup>, S. Stracka<sup>24,p</sup>, M.E. Stramaglia<sup>43</sup>, M. Straticiu<sup>32</sup>, U. Straumann<sup>44</sup>, S. Strokov<sup>72</sup>, J. Sun<sup>3</sup>, L. Sun<sup>64</sup>, K. Swientek<sup>30</sup>, V. Syropoulos<sup>28</sup>, T. Szumlak<sup>30</sup>, M. Szymanski<sup>63</sup>, S. T’Jampens<sup>4</sup>, Z. Tang<sup>3</sup>, A. Tayduganov<sup>6</sup>, T. Tekampe<sup>10</sup>, G. Tellarini<sup>16</sup>, F. Teubert<sup>42</sup>, E. Thomas<sup>42</sup>, J. van Tilburg<sup>27</sup>, M.J. Tilley<sup>55</sup>, V. Tisserand<sup>5</sup>, M. Tobin<sup>30</sup>, S. Tolk<sup>42</sup>, L. Tomassetti<sup>16,g</sup>, D. Tonelli<sup>24</sup>, D.Y. Tou<sup>8</sup>, R. Tourinho Jadallah Aoude<sup>1</sup>, E. Tournefier<sup>4</sup>, M. Traill<sup>53</sup>, M.T. Tran<sup>43</sup>, A. Trisovic<sup>49</sup>, A. Tsaregorodtsev<sup>6</sup>, G. Tuci<sup>24</sup>, A. Tully<sup>49</sup>, N. Tuning<sup>27,42</sup>, A. Ukleja<sup>31</sup>, A. Usachov<sup>7</sup>, A. Ustyuzhanin<sup>37</sup>, U. Uwer<sup>12</sup>, A. Vagner<sup>72</sup>, V. Vagnoni<sup>15</sup>, A. Valassi<sup>42</sup>, S. Valat<sup>42</sup>, G. Valenti<sup>15</sup>, R. Vazquez Gomez<sup>42</sup>, P. Vazquez Regueiro<sup>41</sup>, S. Vecchi<sup>16</sup>, M. van Veghel<sup>27</sup>, J.J. Velthuis<sup>48</sup>, M. Veltri<sup>17,r</sup>, G. Veneziano<sup>57</sup>, A. Venkateswaran<sup>61</sup>, T.A. Verlage<sup>9</sup>, M. Vernet<sup>5</sup>, M. Veronesi<sup>27</sup>, N.V. Veronika<sup>13</sup>, M. Vesterinen<sup>57</sup>, J.V. Viana Barbosa<sup>42</sup>, D. Vieira<sup>63</sup>, M. Vieites Diaz<sup>41</sup>, H. Viemann<sup>67</sup>, X. Vilasis-Cardona<sup>40,m</sup>, A. Vitkovskiy<sup>27</sup>, M. Vitti<sup>49</sup>, V. Volkov<sup>35</sup>, A. Vollhardt<sup>44</sup>, B. Voneki<sup>42</sup>, A. Vorobyev<sup>33</sup>, V. Vorobyev<sup>38,w</sup>, J.A. de Vries<sup>27</sup>, C. Vázquez Sierra<sup>27</sup>, R. Waldi<sup>67</sup>, J. Walsh<sup>24</sup>, J. Wang<sup>61</sup>, M. Wang<sup>3</sup>, Y. Wang<sup>65</sup>, Z. Wang<sup>44</sup>, D.R. Ward<sup>49</sup>, H.M. Wark<sup>54</sup>, N.K. Watson<sup>47</sup>, D. Websdale<sup>55</sup>, A. Weiden<sup>44</sup>, C. Weisser<sup>58</sup>, M. Whitehead<sup>9</sup>, J. Wicht<sup>50</sup>, G. Wilkinson<sup>57</sup>, M. Wilkinson<sup>61</sup>, I. Williams<sup>49</sup>, M.R.J. Williams<sup>56</sup>, M. Williams<sup>58</sup>, T. Williams<sup>47</sup>, F.F. Wilson<sup>51,42</sup>, J. Wimberley<sup>60</sup>, M. Winn<sup>7</sup>, J. Wishahi<sup>10</sup>, W. Wislicki<sup>31</sup>, M. Witek<sup>29</sup>, G. Wormser<sup>7</sup>, S.A. Wotton<sup>49</sup>, K. Wyllie<sup>42</sup>, D. Xiao<sup>65</sup>, Y. Xie<sup>65</sup>, A. Xu<sup>3</sup>, M. Xu<sup>65</sup>, Q. Xu<sup>63</sup>, Z. Xu<sup>3</sup>, Z. Xu<sup>4</sup>, Z. Yang<sup>3</sup>, Z. Yang<sup>60</sup>, Y. Yao<sup>61</sup>, L.E. Yeomans<sup>54</sup>, H. Yin<sup>65</sup>, J. Yu<sup>65,aa</sup>, X. Yuan<sup>61</sup>, O. Yushchenko<sup>39</sup>, K.A. Zarebski<sup>47</sup>, M. Zavertyaev<sup>11,c</sup>, D. Zhang<sup>65</sup>, L. Zhang<sup>3</sup>, W.C. Zhang<sup>3,z</sup>, Y. Zhang<sup>7</sup>, A. Zhelezov<sup>12</sup>, Y. Zheng<sup>63</sup>, X. Zhu<sup>3</sup>, V. Zhukov<sup>9,35</sup>, J.B. Zonneveld<sup>52</sup>, S. Zucchelli<sup>15</sup>.

<sup>1</sup> Centro Brasileiro de Pesquisas Físicas (CBPF), Rio de Janeiro, Brazil

<sup>2</sup> Universidade Federal do Rio de Janeiro (UFRJ), Rio de Janeiro, Brazil

<sup>3</sup> Center for High Energy Physics, Tsinghua University, Beijing, China

<sup>4</sup> Univ. Grenoble Alpes, Univ. Savoie Mont Blanc, CNRS, IN2P3-LAPP, Annecy, France

<sup>5</sup> Clermont Université, Université Blaise Pascal, CNRS/IN2P3, LPC, Clermont-Ferrand, France

<sup>6</sup> Aix Marseille Univ, CNRS/IN2P3, CPPM, Marseille, France

<sup>7</sup> LAL, Univ. Paris-Sud, CNRS/IN2P3, Université Paris-Saclay, Orsay, France

<sup>8</sup> LPNHE, Sorbonne Université, Paris Diderot Sorbonne Paris Cité, CNRS/IN2P3, Paris, France



- <sup>9</sup>*I. Physikalisches Institut, RWTH Aachen University, Aachen, Germany*
- <sup>10</sup>*Fakultät Physik, Technische Universität Dortmund, Dortmund, Germany*
- <sup>11</sup>*Max-Planck-Institut für Kernphysik (MPIK), Heidelberg, Germany*
- <sup>12</sup>*Physikalisches Institut, Ruprecht-Karls-Universität Heidelberg, Heidelberg, Germany*
- <sup>13</sup>*School of Physics, University College Dublin, Dublin, Ireland*
- <sup>14</sup>*INFN Sezione di Bari, Bari, Italy*
- <sup>15</sup>*INFN Sezione di Bologna, Bologna, Italy*
- <sup>16</sup>*INFN Sezione di Ferrara, Ferrara, Italy*
- <sup>17</sup>*INFN Sezione di Firenze, Firenze, Italy*
- <sup>18</sup>*INFN Laboratori Nazionali di Frascati, Frascati, Italy*
- <sup>19</sup>*INFN Sezione di Genova, Genova, Italy*
- <sup>20</sup>*INFN Sezione di Milano-Bicocca, Milano, Italy*
- <sup>21</sup>*INFN Sezione di Milano, Milano, Italy*
- <sup>22</sup>*INFN Sezione di Cagliari, Monserrato, Italy*
- <sup>23</sup>*INFN Sezione di Padova, Padova, Italy*
- <sup>24</sup>*INFN Sezione di Pisa, Pisa, Italy*
- <sup>25</sup>*INFN Sezione di Roma Tor Vergata, Roma, Italy*
- <sup>26</sup>*INFN Sezione di Roma La Sapienza, Roma, Italy*
- <sup>27</sup>*Nikhef National Institute for Subatomic Physics, Amsterdam, Netherlands*
- <sup>28</sup>*Nikhef National Institute for Subatomic Physics and VU University Amsterdam, Amsterdam, Netherlands*
- <sup>29</sup>*Henryk Niewodniczanski Institute of Nuclear Physics Polish Academy of Sciences, Kraków, Poland*
- <sup>30</sup>*AGH - University of Science and Technology, Faculty of Physics and Applied Computer Science, Kraków, Poland*
- <sup>31</sup>*National Center for Nuclear Research (NCBJ), Warsaw, Poland*
- <sup>32</sup>*Horia Hulubei National Institute of Physics and Nuclear Engineering, Bucharest-Magurele, Romania*
- <sup>33</sup>*Petersburg Nuclear Physics Institute (PNPI), Gatchina, Russia*
- <sup>34</sup>*Institute of Theoretical and Experimental Physics (ITEP), Moscow, Russia*
- <sup>35</sup>*Institute of Nuclear Physics, Moscow State University (SINP MSU), Moscow, Russia*
- <sup>36</sup>*Institute for Nuclear Research of the Russian Academy of Sciences (INR RAS), Moscow, Russia*
- <sup>37</sup>*Yandex School of Data Analysis, Moscow, Russia*
- <sup>38</sup>*Budker Institute of Nuclear Physics (SB RAS), Novosibirsk, Russia*
- <sup>39</sup>*Institute for High Energy Physics (IHEP), Protvino, Russia*
- <sup>40</sup>*ICCUB, Universitat de Barcelona, Barcelona, Spain*
- <sup>41</sup>*Instituto Galego de Física de Altas Enerxías (IGFAE), Universidade de Santiago de Compostela, Santiago de Compostela, Spain*
- <sup>42</sup>*European Organization for Nuclear Research (CERN), Geneva, Switzerland*
- <sup>43</sup>*Institute of Physics, Ecole Polytechnique Fédérale de Lausanne (EPFL), Lausanne, Switzerland*
- <sup>44</sup>*Physik-Institut, Universität Zürich, Zürich, Switzerland*
- <sup>45</sup>*NSC Kharkiv Institute of Physics and Technology (NSC KIPT), Kharkiv, Ukraine*
- <sup>46</sup>*Institute for Nuclear Research of the National Academy of Sciences (KINR), Kyiv, Ukraine*
- <sup>47</sup>*University of Birmingham, Birmingham, United Kingdom*
- <sup>48</sup>*H.H. Wills Physics Laboratory, University of Bristol, Bristol, United Kingdom*
- <sup>49</sup>*Cavendish Laboratory, University of Cambridge, Cambridge, United Kingdom*
- <sup>50</sup>*Department of Physics, University of Warwick, Coventry, United Kingdom*
- <sup>51</sup>*STFC Rutherford Appleton Laboratory, Didcot, United Kingdom*
- <sup>52</sup>*School of Physics and Astronomy, University of Edinburgh, Edinburgh, United Kingdom*
- <sup>53</sup>*School of Physics and Astronomy, University of Glasgow, Glasgow, United Kingdom*
- <sup>54</sup>*Oliver Lodge Laboratory, University of Liverpool, Liverpool, United Kingdom*
- <sup>55</sup>*Imperial College London, London, United Kingdom*
- <sup>56</sup>*School of Physics and Astronomy, University of Manchester, Manchester, United Kingdom*
- <sup>57</sup>*Department of Physics, University of Oxford, Oxford, United Kingdom*
- <sup>58</sup>*Massachusetts Institute of Technology, Cambridge, MA, United States*
- <sup>59</sup>*University of Cincinnati, Cincinnati, OH, United States*
- <sup>60</sup>*University of Maryland, College Park, MD, United States*
- <sup>61</sup>*Syracuse University, Syracuse, NY, United States*

- <sup>62</sup> Pontifícia Universidade Católica do Rio de Janeiro (PUC-Rio), Rio de Janeiro, Brazil, associated to <sup>2</sup>
- <sup>63</sup> University of Chinese Academy of Sciences, Beijing, China, associated to <sup>3</sup>
- <sup>64</sup> School of Physics and Technology, Wuhan University, Wuhan, China, associated to <sup>3</sup>
- <sup>65</sup> Institute of Particle Physics, Central China Normal University, Wuhan, Hubei, China, associated to <sup>3</sup>
- <sup>66</sup> Departamento de Física, Universidad Nacional de Colombia, Bogota, Colombia, associated to <sup>8</sup>
- <sup>67</sup> Institut für Physik, Universität Rostock, Rostock, Germany, associated to <sup>12</sup>
- <sup>68</sup> Van Swinderen Institute, University of Groningen, Groningen, Netherlands, associated to <sup>27</sup>
- <sup>69</sup> National Research Centre Kurchatov Institute, Moscow, Russia, associated to <sup>34</sup>
- <sup>70</sup> National University of Science and Technology "MISIS", Moscow, Russia, associated to <sup>34</sup>
- <sup>71</sup> National Research University Higher School of Economics, Moscow, Russia, Moscow, Russia
- <sup>72</sup> National Research Tomsk Polytechnic University, Tomsk, Russia, associated to <sup>34</sup>
- <sup>73</sup> Instituto de Física Corpuscular, Centro Mixto Universidad de Valencia - CSIC, Valencia, Spain, associated to <sup>40</sup>
- <sup>74</sup> University of Michigan, Ann Arbor, United States, associated to <sup>61</sup>
- <sup>75</sup> Los Alamos National Laboratory (LANL), Los Alamos, United States, associated to <sup>61</sup>

<sup>a</sup> Universidade Federal do Triângulo Mineiro (UFTM), Uberaba-MG, Brazil

<sup>b</sup> Laboratoire Leprince-Ringuet, Palaiseau, France

<sup>c</sup> P.N. Lebedev Physical Institute, Russian Academy of Science (LPI RAS), Moscow, Russia

<sup>d</sup> Università di Bari, Bari, Italy

<sup>e</sup> Università di Bologna, Bologna, Italy

<sup>f</sup> Università di Cagliari, Cagliari, Italy

<sup>g</sup> Università di Ferrara, Ferrara, Italy

<sup>h</sup> Università di Genova, Genova, Italy

<sup>i</sup> Università di Milano Bicocca, Milano, Italy

<sup>j</sup> Università di Roma Tor Vergata, Roma, Italy

<sup>k</sup> Università di Roma La Sapienza, Roma, Italy

<sup>l</sup> AGH - University of Science and Technology, Faculty of Computer Science, Electronics and Telecommunications, Kraków, Poland

<sup>m</sup> LIFAELS, La Salle, Universitat Ramon Llull, Barcelona, Spain

<sup>n</sup> Hanoi University of Science, Hanoi, Vietnam

<sup>o</sup> Università di Padova, Padova, Italy

<sup>p</sup> Università di Pisa, Pisa, Italy

<sup>q</sup> Università degli Studi di Milano, Milano, Italy

<sup>r</sup> Università di Urbino, Urbino, Italy

<sup>s</sup> Università della Basilicata, Potenza, Italy

<sup>t</sup> Scuola Normale Superiore, Pisa, Italy

<sup>u</sup> Università di Modena e Reggio Emilia, Modena, Italy

<sup>v</sup> MSU - Iligan Institute of Technology (MSU-IIT), Iligan, Philippines

<sup>w</sup> Novosibirsk State University, Novosibirsk, Russia

<sup>x</sup> Sezione INFN di Trieste, Trieste, Italy

<sup>y</sup> Escuela Agrícola Panamericana, San Antonio de Oriente, Honduras

<sup>z</sup> School of Physics and Information Technology, Shaanxi Normal University (SNNU), Xi'an, China

<sup>aa</sup> Physics and Micro Electronic College, Hunan University, Changsha City, China

<sup>ab</sup> National Research University Higher School of Economics, Moscow, Russia

† Deceased